


MARINE

**100% New Alternators,
Starters & Tilt Trim Motors**



MARINE UNITS

Application & Buyers Guide





Advantages

- ✓ **100% new units - Not remanufactured**
- ✓ **No core charges or handling**
 - **Maximize inventory investment**
- ✓ **Utilizing higher amperage alternators and higher torque starters allowing for improved coverage with less inventory investment**
- ✓ **Latest specification changes and product enhancements**
- ✓ **Proven quality and durability**
- ✓ **Website for starter and alternator applications by cross-reference number or application lookup. View the application data, photos and eliminate the guesswork**
- ✓ **Premium 4 color packaging**
- ✓ **Proven Field quality**
- ✓ **Cross referencing by OEM and industry standard part numbers**

TABLE OF CONTENTS

Section	Page
HOW TO USE THIS CATALOG	ii
ABBREVIATIONS	iv
MAKE INDEX	v
MODEL INDEX	vi
ALTERNATOR APPLICATIONS	1
STARTER APPLICATIONS	66
TILT / TRIM MOTOR APPLICATIONS	231
ASSORTED PARTS:	
Distributor Applications	243
Ignition Coil Applications	244
Ignition Module Applications	246
Ignition Wire Set Applications	247
MAP Sensor Applications	249
Water Pump Applications	250
BUYER'S GUIDE:	
Alternators	251
Diesel Starters	272
Generator Starters	282
Inboard Starters	284
Outboard Starters	295
Personal Watercraft Starters	316
Tilt / Trim Motors	320
Distributors	328
Ignition Coils	331
Ignition Wire Sets	333
Ignition Modules	335
MAP Sensors	336
Water Pumps	337
Battery Isolator	338
Hardware	341
Marine Relay / Fuse	342
Regulator / Rectifier	343
Solenoid	344
Solenoid - Continuous Duty	349
Spark Arresting Cover / Screen	350
Starter Commutator End Frames	351
Starter Drive	352
Switches	357
Tilt / Trim Oil Reservoir & Bracket	358
Voltage Reducers	359
Winch Motors	361
PART NUMBER CROSS REFERENCES	362

ALTERNATOR

STARTERS

MOTORS

ASSORTED PARTS

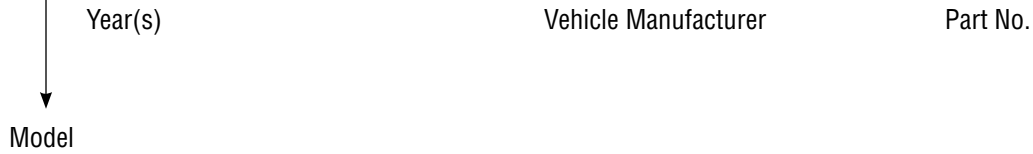
BUYERS GUIDE

CROSS REFERENCE

HOW TO USE THIS CATALOG

GENERAL INFO

ENGINE	YEAR	APPLICATION	Mfg	Amp	Volt	PART NUMBER
ACADIA - Boat						
Various Models						
Various	1971-68	DR Replace, 61 Amp / self excite	DR	61	12	8903N-61A
Various		DR Replace, 94 Amp / self excite	DR	94	12	8903N-94A
ALBIN - Boat						
AD-21						
Various	1979-69	Marelli System	BO	70	12	20819N
BAUDOUIIN - Marine Engine						
D106						
Diesel	1973-On	Motorola System	VA	45	24	12409N
Various Models						
Diesel	1973-On	Paris Rhone System	VA	30	24	12415N
Various	All	Motorola System	VA	45	24	12409N



HOW TO USE THIS CATALOG

ENGINE	YEAR	APPLICATION	PART NUMBER
Chevrolet Marine Engines			
6 Cyl. 3.7L 225cid	1967-65	All	CUC12
6 Cyl. 3.8L 230cid	1970-65	All	CUC12
6 Cyl. 4.1L 250cid	1976-65	All	CUC12
6 Cyl. 4.3L 262cid	1995-85	All	CDR37
6 Cyl. 4.8L 292cid	1976-65	All	CUC12
8 Cyl. 4.3L 260cid	1975-76	Breaker Point Distributor	CUC12
8 Cyl. 4.3L 262cid		Breaker Point Distributor	CUC12
8 Cyl. 4.3L 265cid	1995-94	All	CDR37
8 Cyl. 4.6L 283cid	1967-65	All	CUC12
8 Cyl. 4.9L 300cid		All	CUC12
8 Cyl. 4.9L 302cid	1969-67	All	CUC12
8 Cyl. 5.0L 305cid	1995-87	All	CDR37
8 Cyl. 5.0L 305cid	1976	Breaker Point Distributor	CUC12
8 Cyl. 5.0L 307cid	1973-68	All	CUC12
8 Cyl. 5.3L 323cid	2005-99	Square Coil Type	CUF271
8 Cyl. 5.3L 326cid	1967-65	All	CUC12
8 Cyl. 5.4L 327cid	1969-65	All	CUC12
8 Cyl. 5.4L 330cid	1967-65	All	CUC12
8 Cyl. 5.6L 340cid	1967-66	All	CUC12
8 Cyl. 5.7L 350cid	1995-87	All	CDR37
8 Cyl. 5.7L 350cid	1976-68	All	CUC12
8 Cyl. 6.0L 364cid	2007-99	Square Coil Type	CUF271
8 Cyl. 6.0L 366cid	1967-66	All	CUC12

GENERAL INFO

ABBREVIATIONS

ABBREVIATION	DESCRIPTION	ABBREVIATION	DESCRIPTION
Adj.	Adjusting	MI	Mitsubishi
Alt.	Alternator	MM	Magneti-Marelli
Amp	Ampere	MO	Motorola
Assy.	Assembly	MT	Mitsuba or Manual Transmission
Assys.	Assemblies	Mtg.	Mounting
AT	Automatic Transmission	NA	Not Available
Batt.	Battery	ND	Nippondenso
BD	Bombardier	NE	Niehoff
BO	Bosch	Neg.	Negative
CCW	Counter Clockwise	NK	Nikko
CR	Chrysler	No.	Number
CJ	Cajavec	Nos.	Numbers
CV	CAV	OD	Outside Diameter
CW	Clockwise	OE	Original Equipment
Dbl.	Double	OEM	Original Equipment Manufacturer
DD	Direct Drive	Opt.	Optional
Dia.	Diameter	OSGR	Offset Gear Reduction
DR	Delco	Pkg.	Package
ND	Denso	PLGR	Planetary Gear Reduction
DU	Ducellier	PMDD	Permanent Magnet Direct Drive
EF	External Fan	PMGR	Permanent Magnet Gear Reduction
EL	Electrodyne	PMOSGR	Permanent Magnet Offset Gear Reduction
ER	External Regulated	PO	Polaris
ER/EF	External Regulated and External Fan	Pos.	Positive
ER/IF	External Regulated and Internal Fan	PR	Paris Rhone
Ext.	Extension or External	Prod.	Production
Fld.	Field	PS	Prestolite
FD	Ford	Ref.	Reference
FO	Ford	Reg.	Regulator
FWD	Front Wheel Drive	Repl.	Replaces
Grd.	Ground	RWD	Rear Wheel Drive
Grv.	Groove	Sgl.	Single
HI	Hitachi	Std.	Standard
HP	Horse Power or High Performance	Str.	Starter
HT	Height or High Torque	Strs.	Starters
IF	Internal Fan	SV	SEV Marchal
IK	Iskra	Sys.	System
Incl.	Includes	T	"Teeth, Thickness or Terminal"
Insul.	Insulated	Term.	Terminal
Int.	Internal	Trans.	Transmission
IR	Internal Regulated	UT	United Technologies
IR/EF	Internal Regulated and External Fan	V	Volt
IR/IF	Internal Regulated and Internal Fan	VA	Valeo
kW	Kilowatt	Volt	Voltage
L	Length or Liter	w/	With
LH	Left Hand Side	w/o	Without
LN	Leece-Neville	BS	Briggs & Stratton
LRC	Load Response Control	CH	Chinese
LU	Lucas	KA	Kawasaki
MD	Mando	SU	Suzuki
Mfd.	Manufactured	VE	Vento
Mfg.	Manufacturing		

MAKE INDEX

Make	Page	Make	Page
ACADIA - Boat		PANTHER - Boat	38
AIFO - Marine Engine	66	PERKINS - Marine Engine	183
ALBIN - Boat	1	PLEASURECRAFT - Marine Engine	38 , 183
ARCTIC CAT - Personal Watercraft	68	POLARIS - Personal Watercraft	184
BAUDOUIIN - Marine Engine	1	POYAUD - Marine Engine	39
BERKLEY JET - Marine Engine	69	RENAULT - Marine Engine	39
BMW - Marine Engine	1 , 69	RENAULT COUACH - Marine Engine	185
BPM - Marine Engine	1 , 69	REX - Marine Engine	40
BUKH - Marine Engine	2	ROTAX MARINE - BRP - Marine Engine	185
CATERPILLAR - Marine Engine	3 , 69	RUGGERINI - Marine Engine	186
CHRIS CRAFT - Boat	72	SABB - Marine Engine	40
CHRYSLER - Marine Engine	5 , 72	SABRE - Marine Engine	40
CHRYSLER - Tilt & Trim	231	SEA BEE - Outboard Motor	186
CRUSADER - Boat	6 , 72	SEA KING - Outboard Motor	187
CUMMINS MARINE ENGINES - Marine Engine	7 , 74	SEA-DOO - Personal Watercraft	187
CUMMINS MERCUISER - Marine Engine	7 , 74	SEA-DOO - Sportboat	189
CUMMINS MERCUISER - Stern Drive	7	SEA-DOO - Tilt & Trim	235
DAF - Marine Engine	7	SEA-DRIVE - Tilt & Trim	235
DETROIT DIESEL - Marine Engine	7	STEWART & STEVENSON - Marine Engine	40
DEUTZ - Marine Engine	74	SUZUKI - Engine - Marine	236
DEUTZ DITER - Marine Engine	7	SUZUKI - Marine Engine	190
EVINRUDE - Marine Engine	75	SUZUKI - Tilt & Trim	236
EVINRUDE - Tilt & Trim	8 , 231	TELEDYNE - Marine Engine	194
FARYMAN - Marine Engine	8 , 90	THERMO ELECTRON - Marine Engine	194
FNM (CMD) - Marine Engine	91	TOHATSU - Marine Engine	195
FORCE - Marine Engine	91	TOHATSU - Tilt & Trim	236
FORCE - Tilt & Trim	232	UNIVERSAL - Marine Engine	197
FORD - Marine Engine	94	U.S. - Marine Engine	196
FORD CASTOLDI - Marine Engine	9	U.S. - Tilt & Trim	236
FORD FENWICK - Marine Engine	9	VALEO - Marine Engine	40
FORD FORNAUT - Marine Engine	9	VETUS - Marine Engine	41
GLENWOOD - Marine Engine	9	VOLVO PENTA - Marine Engine	41 , 198
GRAY - Marine Engine	94	VOLVO PENTA - Tilt & Trim	236
HARDIN - Stern Drive	9 , 94	WAUKESHA - Marine Engine	208
HINO - Marine Engine	94	WESTERBEKE - Marine Engine	60 , 208
HONDA - Engine - Marine	232	YAMAHA - Outboard Motor	208 , 236
HONDA - Marine Engine	95	YAMAHA - Personal Watercraft	223
HONDA - Personal Watercraft	95	YAMAHA - Sportboat	225
INDMAR - Marine Engine	10	YAMAHA - Tilt & Trim	242
ISUZU - Marine Engine	10	YANMAR - Marine Engine	60 , 226
JACUZZI JET - Stern Drive	10 , 95		
JGM - Marine Engine	10		
JOHN DEERE - Marine Engine	11 , 96		
JOHNSON - Marine Engine	98		
JOHNSON - Tilt & Trim	14 , 232		
KAWASAKI - Personal Watercraft	117 , 233		
LEHMAN - Marine Engine	15		
LEYLAND THORNYCROFT - Marine Engine	15		
LISTER-BLACKSTONE - Marine Engine	15		
LOMBARDINI - Marine Engine	120		
LUCAS - Marine Engine	15		
MANDO - Marine Engine	15		
MARINE CONVERSION - Marine Engine	16		
MARINE POWER - Marine Engine	16		
MARINER - Marine Engine	16 , 120		
MARINER - Tilt & Trim	233		
MEDALIST - Marine Engine	16		
MERCUISER - Marine Engine	17 , 135		
MERCUISER - Ski Engine	22 , 140		
MERCUISER - Stern Drive	23 , 141		
MERCURY - Marine Engine	32 , 153		
MERCURY - Tilt & Trim	234		
MITSUBISHI - Marine Engine	36 , 176		
MOTOROLA - Marine Engine	36		
NANNI - Marine Engine	37		
NISSAN - Marine Engine	177		
OMC - Marine Engine	37 , 178		
OMC - Tilt & Trim	234		
ONAN ENGINE - Engines	180		
ONAN ENGINE - Engines-In	180		
PALMER - Marine Engine	183		

MODEL INDEX

Model	Make	Page	Model	Make	Page
A30M	FARYMAN - Marine Engine	8	AQAD41A,B,D	VOLVO PENTA - Marine Engine	48, 205
AD-21	ALBIN - Boat	1	AQD19	VOLVO PENTA - Marine Engine	48
AD290	VOLVO PENTA - Marine Engine	45	AQD21A	VOLVO PENTA - Marine Engine	48
AD31,A,B,D,L,P,X	VOLVO PENTA - Marine Engine	45, 203	AQD21B	VOLVO PENTA - Marine Engine	48
AD41A,B,D,L,P	VOLVO PENTA - Marine Engine	45, 203	AQD27	VOLVO PENTA - Marine Engine	48
All Models	CHRYSLER - Tilt & Trim	231	AQD29A	VOLVO PENTA - Marine Engine	49
	EVINRUDE - Tilt & Trim	8, 8, 231	AQD2B	VOLVO PENTA - Marine Engine	49
	FORCE - Tilt & Trim	232, 232	AQD32A	VOLVO PENTA - Marine Engine	49
	JOHNSON - Tilt & Trim	14, 14, 232, 233	AQD40A,B	VOLVO PENTA - Marine Engine	49, 205
	MARINER - Tilt & Trim	233, 233	AQD41	VOLVO PENTA - Marine Engine	49, 205
	MERCURY - Tilt & Trim	234, 234	AQD41A	VOLVO PENTA - Marine Engine	49, 205
	OMC - Tilt & Trim	234, 234, 235	AQD70B	VOLVO PENTA - Marine Engine	49
	SEA-DOO - Tilt & Trim	235, 235	AQD70BL	VOLVO PENTA - Marine Engine	49
	SEA-DRIVE - Tilt & Trim	235, 235	AQD70C	VOLVO PENTA - Marine Engine	49
	SUZUKI - Tilt & Trim	236, 236	AQD70CL	VOLVO PENTA - Marine Engine	49
	TOHATSU - Tilt & Trim	236, 236	AQD70D	VOLVO PENTA - Marine Engine	49
	U.S. - Tilt & Trim	236, 236	AquaTrax F-12	HONDA - Personal Watercraft	95
	VOLVO PENTA - Tilt & Trim	236, 236	AquaTrax F-12X	HONDA - Personal Watercraft	95
	YAMAHA - Tilt & Trim	242, 242	AquaTrax F-12X GPScope	HONDA - Personal Watercraft	95
AM 45 E	FNM (CMD) - Marine Engine	91	AquaTrax R-12	HONDA - Personal Watercraft	95
AM 45 FT	FNM (CMD) - Marine Engine	91	AquaTrax R-12X	HONDA - Personal Watercraft	95
AM 60	FNM (CMD) - Marine Engine	91	Arctic 157	BPM - Marine Engine	1, 69
AQ100	VOLVO PENTA - Marine Engine	45	Arctic 181	BPM - Marine Engine	1, 69
AQ115A,B,C	VOLVO PENTA - Marine Engine	45	AS130C	VOLVO PENTA - Marine Engine	49
AQ120	VOLVO PENTA - Marine Engine	45	AS270TD	VOLVO PENTA - Marine Engine	49
AQ120B	VOLVO PENTA - Marine Engine	46	ATM 100	FNM (CMD) - Marine Engine	91
AQ125,A,B	VOLVO PENTA - Marine Engine	46, 203	ATM 120	FNM (CMD) - Marine Engine	91
AQ130A,B,C,D	VOLVO PENTA - Marine Engine	46	ATM 70	FNM (CMD) - Marine Engine	91
AQ131A,B,C,D	VOLVO PENTA - Marine Engine	46, 203	ATM/P 155	FNM (CMD) - Marine Engine	91
AQ140,A	VOLVO PENTA - Marine Engine	46	B115TLR	YAMAHA - Outboard Motor	214, 238
AQ145	VOLVO PENTA - Marine Engine	46	B18M	VOLVO PENTA - Marine Engine	49
AQ145A	VOLVO PENTA - Marine Engine	46, 203	B21	VOLVO PENTA - Marine Engine	49
AQ145B	VOLVO PENTA - Marine Engine	46, 203	B23	VOLVO PENTA - Marine Engine	49
AQ151A,B,C	VOLVO PENTA - Marine Engine	203	B43E	ONAN ENGINE - Engines-In	180
AQ165	VOLVO PENTA - Marine Engine	46	B43G	ONAN ENGINE - Engines-In	180
AQ165A	VOLVO PENTA - Marine Engine	46	B43M	ONAN ENGINE - Engines-In	180
AQ170A,B,C,D	VOLVO PENTA - Marine Engine	46	B48G	ONAN ENGINE - Engines-In	181
AQ171A	VOLVO PENTA - Marine Engine	46	B48M	ONAN ENGINE - Engines-In	181
AQ171A,C	VOLVO PENTA - Marine Engine	203	B90TLR	YAMAHA - Outboard Motor	214, 238
AQ175	VOLVO PENTA - Marine Engine	46	Barracuda	ARCTIC CAT - Personal Watercraft	68
AQ175A	VOLVO PENTA - Marine Engine	47, 203	BB115A,B,C	VOLVO PENTA - Marine Engine	50
AQ190A	VOLVO PENTA - Marine Engine	203	BB145	VOLVO PENTA - Marine Engine	50
AQ200A,B,C	VOLVO PENTA - Marine Engine	47	BB145A	VOLVO PENTA - Marine Engine	50, 205
AQ200A,B,C,D,F	VOLVO PENTA - Marine Engine	204	BB165A	VOLVO PENTA - Marine Engine	50
AQ200D	VOLVO PENTA - Marine Engine	47	BB170	VOLVO PENTA - Marine Engine	50
AQ205	VOLVO PENTA - Marine Engine	47	BB170B	VOLVO PENTA - Marine Engine	50
AQ205A	VOLVO PENTA - Marine Engine	47, 204	BB170C	VOLVO PENTA - Marine Engine	50
AQ211	VOLVO PENTA - Marine Engine	47	BB225,A,B,C	VOLVO PENTA - Marine Engine	50
AQ211A	VOLVO PENTA - Marine Engine	47, 204	BB225A,B,C	VOLVO PENTA - Marine Engine	205
AQ21A	VOLVO PENTA - Marine Engine	47	BB231A	VOLVO PENTA - Marine Engine	50, 205
AQ225A,B,C,D,F	VOLVO PENTA - Marine Engine	47, 204	BB260A,B,C	VOLVO PENTA - Marine Engine	50, 205
AQ231A,B	VOLVO PENTA - Marine Engine	47, 204	BB261,A	VOLVO PENTA - Marine Engine	50
AQ240A	VOLVO PENTA - Marine Engine	204	BB261A	VOLVO PENTA - Marine Engine	205
AQ251	VOLVO PENTA - Marine Engine	204	BF115	HONDA - Marine Engine	95
AQ255A,B	VOLVO PENTA - Marine Engine	47, 204	BF130	HONDA - Marine Engine	95
AQ256	VOLVO PENTA - Marine Engine	47	BF35	HONDA - Marine Engine	95
AQ260	VOLVO PENTA - Marine Engine	47	BF40	HONDA - Engine - Marine	232
AQ260A,B	VOLVO PENTA - Marine Engine	47, 204		HONDA - Marine Engine	95, 95
AQ271,A,B,C	VOLVO PENTA - Marine Engine	47	BF45	HONDA - Marine Engine	95
AQ271A,B,C	VOLVO PENTA - Marine Engine	204	BF50	HONDA - Engine - Marine	232
AQ280	VOLVO PENTA - Marine Engine	48		HONDA - Marine Engine	95, 95
AQ280A	VOLVO PENTA - Marine Engine	48, 204	BF75	HONDA - Marine Engine	95
AQ290	VOLVO PENTA - Marine Engine	48	BF90	HONDA - Marine Engine	95
AQ290A	VOLVO PENTA - Marine Engine	48, 204	BGD	ONAN ENGINE - Engines-In	181
AQ311	VOLVO PENTA - Marine Engine	48	BGDL	ONAN ENGINE - Engines-In	181
AQ311A,B	VOLVO PENTA - Marine Engine	48, 204	Black Scorpion Ski (Gen +)	MERCUISER - Ski Engine	22, 140
AQAD30A	VOLVO PENTA - Marine Engine	48, 204	C115TLR	YAMAHA - Outboard Motor	214, 238
AQAD31A	VOLVO PENTA - Marine Engine	48, 204	C115TR	YAMAHA - Outboard Motor	214, 238
AQAD32	VOLVO PENTA - Marine Engine	204	C115TXR	YAMAHA - Outboard Motor	214, 239
AQAD40A,B	VOLVO PENTA - Marine Engine	48, 204	C150TLR	YAMAHA - Outboard Motor	215, 239
AQAD41	VOLVO PENTA - Marine Engine	48, 205	C150TXR	YAMAHA - Outboard Motor	215, 239

MODEL INDEX

Model	Make	Page	Model	Make	Page
C25ELH	YAMAHA - Outboard Motor	215	Daytona 1000	ARCTIC CAT - Personal Watercraft	68
C25ELR	YAMAHA - Outboard Motor	215	Daytona 770	ARCTIC CAT - Personal Watercraft	68
C25MLH	YAMAHA - Outboard Motor	215	DF100T 4-Stroke	SUZUKI - Marine Engine	190
C25MSH	YAMAHA - Outboard Motor	215	DF115T 4-Stroke	SUZUKI - Marine Engine	190
C30ELR	YAMAHA - Outboard Motor	215	DF140T 4-Stroke	SUZUKI - Marine Engine	190
C40ELR	YAMAHA - Outboard Motor	215	DF40Q 4-Stroke	SUZUKI - Engine - Marine	236
C40ESH	YAMAHA - Outboard Motor	215	DF40T 4-Stroke	SUZUKI - Engine - Marine	236
C40MLH	YAMAHA - Outboard Motor	215	DF50Q 4-Stroke	SUZUKI - Engine - Marine	236
C40MSH	YAMAHA - Outboard Motor	215	DF50T 4-Stroke	SUZUKI - Engine - Marine	236
C40PLR	YAMAHA - Outboard Motor	215	DF90TL 4-Stroke	SUZUKI - Marine Engine	190
C40TLR	YAMAHA - Outboard Motor	215, 239	DJC	ONAN ENGINE - Engines-In	181
C50TLR	YAMAHA - Outboard Motor	215, 239	DL3	ONAN ENGINE - Engines-In	181
C55ELR	YAMAHA - Outboard Motor	215, 239	DPX375	VOLVO PENTA - Marine Engine	51, 205
C55TLR	YAMAHA - Outboard Motor	215, 239	DPX385	VOLVO PENTA - Marine Engine	51, 205
C60TLR	YAMAHA - Outboard Motor	215, 239	DPX415	VOLVO PENTA - Marine Engine	51, 206
C70TLR	YAMAHA - Outboard Motor	215, 239	DPX420	VOLVO PENTA - Marine Engine	51, 206
C75TLR	YAMAHA - Outboard Motor	215, 239	DPX500	VOLVO PENTA - Marine Engine	51, 206
C80TLR	YAMAHA - Outboard Motor	215, 239	DPX525	VOLVO PENTA - Marine Engine	51, 206
C85TLR	YAMAHA - Outboard Motor	215, 239	DPX600	VOLVO PENTA - Marine Engine	51, 206
C90TLR	YAMAHA - Outboard Motor	216, 239	DT100SF	SUZUKI - Marine Engine	190
CCK	ONAN ENGINE - Engines-In	181	DT100TCL	SUZUKI - Marine Engine	190
CCKA	ONAN ENGINE - Engines-In	181	DT100TCX	SUZUKI - Marine Engine	190
CCKB	ONAN ENGINE - Engines-In	181	DT115STCL EFI	SUZUKI - Marine Engine	190
Challenger	SEA-DOO - Sportboat	189	DT115TCX	SUZUKI - Marine Engine	190
Challenger 180	SEA-DOO - Sportboat	189	DT115TCX	SUZUKI - Marine Engine	190
Challenger 230	SEA-DOO - Sportboat	189	DT140TCL	SUZUKI - Marine Engine	190, 191
CO 31	AIFO - Marine Engine	67	DT140TCL EFI	SUZUKI - Marine Engine	191
CO Models	AIFO - Marine Engine	67	DT140TCX	SUZUKI - Marine Engine	191
CP Models	AIFO - Marine Engine	67	DT140TCX EFI	SUZUKI - Marine Engine	191
CV25EL	YAMAHA - Outboard Motor	216	DT150SS	SUZUKI - Marine Engine	191
CV25EML	YAMAHA - Outboard Motor	216	DT150SSN Super Six	SUZUKI - Marine Engine	191
CV30EL	YAMAHA - Outboard Motor	216	DT150STCL EFI	SUZUKI - Marine Engine	191
CV40EL	YAMAHA - Outboard Motor	216	DT150TCL	SUZUKI - Marine Engine	191
CV85EL	YAMAHA - Outboard Motor	216	DT150TCX	SUZUKI - Marine Engine	191
CV85ETL	YAMAHA - Outboard Motor	216	DT150TCX EFI	SUZUKI - Marine Engine	191
D106	BAUDOUIN - Marine Engine	1	DT150TCXG	SUZUKI - Marine Engine	191
D1-20A,B	VOLVO PENTA - Marine Engine	50	DT150TCXG EFI	SUZUKI - Marine Engine	191
D12-650	VOLVO PENTA - Marine Engine	50	DT175TCL	SUZUKI - Marine Engine	191
D12-715	VOLVO PENTA - Marine Engine	50	DT175TCX	SUZUKI - Marine Engine	191
D12C	VOLVO PENTA - Marine Engine	50	DT200AEL	SUZUKI - Marine Engine	191
D12D	VOLVO PENTA - Marine Engine	51	DT200AEX	SUZUKI - Marine Engine	191
D12-MH	VOLVO PENTA - Marine Engine	51	DT200TCL	SUZUKI - Marine Engine	191
D1-30A,B	VOLVO PENTA - Marine Engine	51	DT200TCL EFI	SUZUKI - Marine Engine	191
D150TLR	YAMAHA - Outboard Motor	216, 239	DT200TCX	SUZUKI - Marine Engine	192
D203-2	DEUTZ DITER - Marine Engine	7	DT200TCX EFI	SUZUKI - Marine Engine	192
D203-D	DEUTZ DITER - Marine Engine	7	DT200TCXG	SUZUKI - Marine Engine	192
D229-4	DEUTZ DITER - Marine Engine	7	DT200TCXG EFI	SUZUKI - Marine Engine	192
D229-6	DEUTZ DITER - Marine Engine	8	DT200VL Exante	SUZUKI - Marine Engine	192
D2367	LEYLAND THORNYCROFT - Marine Engine	15	DT200VX Exante	SUZUKI - Marine Engine	192
D2-40A,B,C	VOLVO PENTA - Marine Engine	51	DT200VXG	SUZUKI - Marine Engine	192
D2-55A,B,C	VOLVO PENTA - Marine Engine	51	DT20EL	SUZUKI - Marine Engine	192
D2-75A	VOLVO PENTA - Marine Engine	51	DT20ES	SUZUKI - Marine Engine	192
D302-2	DEUTZ DITER - Marine Engine	8	DT225TCL	SUZUKI - Marine Engine	192
D302-3	DEUTZ DITER - Marine Engine	8	DT225TCL EFI	SUZUKI - Marine Engine	192
D303-2	DEUTZ DITER - Marine Engine	8	DT225TCX	SUZUKI - Marine Engine	192
D303-3	DEUTZ DITER - Marine Engine	8	DT225TCX EFI	SUZUKI - Marine Engine	192
D3-130	VOLVO PENTA - Marine Engine	205	DT225TCXG	SUZUKI - Marine Engine	192
D3-160	VOLVO PENTA - Marine Engine	205	DT225TCXG EFI	SUZUKI - Marine Engine	192
D3-190	VOLVO PENTA - Marine Engine	205	DT25EL	SUZUKI - Marine Engine	192
D330	CATERPILLAR - Marine Engine	71	DT25ES	SUZUKI - Marine Engine	192
D333	CATERPILLAR - Marine Engine	71	DT30EL	SUZUKI - Marine Engine	192
D334	CATERPILLAR - Marine Engine	71	DT30ES	SUZUKI - Marine Engine	192
D336	CATERPILLAR - Marine Engine	71	DT30L	SUZUKI - Marine Engine	192
D342	CATERPILLAR - Marine Engine	71	DT30RL	SUZUKI - Marine Engine	193
D343	CATERPILLAR - Marine Engine	71	DT30RS	SUZUKI - Marine Engine	193
D344	CATERPILLAR - Marine Engine	71	DT30S	SUZUKI - Marine Engine	193
D346	CATERPILLAR - Marine Engine	71	DT35CRL	SUZUKI - Marine Engine	193
D348	CATERPILLAR - Marine Engine	71	DT35CRS	SUZUKI - Marine Engine	193
D353	CATERPILLAR - Marine Engine	71	DT35TCL	SUZUKI - Marine Engine	193
D41A,B,D,L	VOLVO PENTA - Marine Engine	51, 205	DT40CEL	SUZUKI - Marine Engine	193
Daytona	ARCTIC CAT - Personal Watercraft	68	DT40CES	SUZUKI - Marine Engine	193

MODEL INDEX

Model	Make	Page	Model	Make	Page
DT40CRL	SUZUKI - Marine Engine	193	E120TL	EVINRUDE - Marine Engine	78
DT40CRS	SUZUKI - Marine Engine	193	E120TX	EVINRUDE - Marine Engine	78
DT40ECL	SUZUKI - Marine Engine	193	E125 (Older Models)	EVINRUDE - Marine Engine	78
DT40ECS	SUZUKI - Marine Engine	193	E125ES	EVINRUDE - Marine Engine	78
DT40EL	SUZUKI - Marine Engine	193	E130CX	EVINRUDE - Marine Engine	78
DT40ES	SUZUKI - Marine Engine	193	E130TL	EVINRUDE - Marine Engine	79
DT40TCL	SUZUKI - Marine Engine	193	E130TX	EVINRUDE - Marine Engine	79
DT50EL	SUZUKI - Marine Engine	193	E135 (Older Models)	EVINRUDE - Marine Engine	79
DT50ES	SUZUKI - Marine Engine	193	E135F	EVINRUDE - Marine Engine	79
DT65EL	SUZUKI - Marine Engine	193	E140 (Older Models)	EVINRUDE - Marine Engine	79
DT65ES	SUZUKI - Marine Engine	193	E140CX	EVINRUDE - Marine Engine	79
DT75TCL	SUZUKI - Marine Engine	193	E140ML	EVINRUDE - Marine Engine	79
DT85TCL	SUZUKI - Marine Engine	193	E140TL	EVINRUDE - Marine Engine	79
DT90TCL	SUZUKI - Marine Engine	193	E140TRL	EVINRUDE - Marine Engine	79
DT90TCX	SUZUKI - Marine Engine	194	E140TRX	EVINRUDE - Marine Engine	79
DV10	BUKH - Marine Engine	2	E140TX	EVINRUDE - Marine Engine	79
DV10ME	BUKH - Marine Engine	2	E150 (Older Models)	EVINRUDE - Marine Engine	79
DV10SME	BUKH - Marine Engine	2	E150CX	EVINRUDE - Marine Engine	79
DV20	BUKH - Marine Engine	2	E150EL	EVINRUDE - Marine Engine	79
DV20ME	BUKH - Marine Engine	2	E150EX	EVINRUDE - Marine Engine	79
DV20SME	BUKH - Marine Engine	2	E150F FICHT V6	EVINRUDE - Marine Engine	79
DV36	BUKH - Marine Engine	2	E150GL	EVINRUDE - Marine Engine	79
DV36ME	BUKH - Marine Engine	2	E150JL	EVINRUDE - Marine Engine	80
DV36SME	BUKH - Marine Engine	2	E150L INTRUDER FICHT V6	EVINRUDE - Marine Engine	80
DV48ME	BUKH - Marine Engine	2	E150NX	EVINRUDE - Marine Engine	80
DV48SME	BUKH - Marine Engine	2	E150SL	EVINRUDE - Marine Engine	80
DX150TLR	YAMAHA - Outboard Motor	216	E150STL	EVINRUDE - Marine Engine	80
E100 (Older Models)	EVINRUDE - Marine Engine	75	E150TL	EVINRUDE - Marine Engine	80
E100F	EVINRUDE - Marine Engine	75	E150TRL	EVINRUDE - Marine Engine	80
E100ML	EVINRUDE - Marine Engine	75	E150TRX	EVINRUDE - Marine Engine	80
E100STL	EVINRUDE - Marine Engine	75, 76	E150TX	EVINRUDE - Marine Engine	80
E100STL XP	EVINRUDE - Marine Engine	76	E150W	EVINRUDE - Marine Engine	80
E100TL	EVINRUDE - Marine Engine	76	E155WTL	EVINRUDE - Marine Engine	80
E100TX	EVINRUDE - Marine Engine	76	E155WTX	EVINRUDE - Marine Engine	80
E100WML	EVINRUDE - Marine Engine	76	E15B	EVINRUDE - Marine Engine	80
E100WQL Commercial	EVINRUDE - Marine Engine	76	E15D	EVINRUDE - Marine Engine	80
E100WQX Commercial	EVINRUDE - Marine Engine	76	E15E	EVINRUDE - Marine Engine	80
E100WTL Commercial	EVINRUDE - Marine Engine	76	E15EL	EVINRUDE - Marine Engine	80, 81
E100WTL Super	EVINRUDE - Marine Engine	76	E15EVL	EVINRUDE - Marine Engine	81
E100WTX Commercial	EVINRUDE - Marine Engine	76	E15F	EVINRUDE - Marine Engine	81
E100WTX Super	EVINRUDE - Marine Engine	76	E15K	EVINRUDE - Marine Engine	81
E105J	EVINRUDE - Marine Engine	76	E15R	EVINRUDE - Marine Engine	81
E105W	EVINRUDE - Marine Engine	76	E175 (Older Models)	EVINRUDE - Marine Engine	81
E10E	EVINRUDE - Marine Engine	76	E175EX	EVINRUDE - Marine Engine	81
E10EL	EVINRUDE - Marine Engine	76, 77	E175F FICHT V6	EVINRUDE - Marine Engine	81
E10F	EVINRUDE - Marine Engine	77	E175GL	EVINRUDE - Marine Engine	81
E10FEX 4-Stroke	EVINRUDE - Marine Engine	77	E175NX	EVINRUDE - Marine Engine	81
E10FREL 4-Stroke	EVINRUDE - Marine Engine	77	E175SL	EVINRUDE - Marine Engine	81
E10REL	EVINRUDE - Marine Engine	77	E175STL	EVINRUDE - Marine Engine	81
E10SEL	EVINRUDE - Marine Engine	77	E175TL	EVINRUDE - Marine Engine	81
E10T	EVINRUDE - Marine Engine	77	E175TRL	EVINRUDE - Marine Engine	81
E110ML	EVINRUDE - Marine Engine	77	E175TRX	EVINRUDE - Marine Engine	81
E110TL	EVINRUDE - Marine Engine	77	E175TX	EVINRUDE - Marine Engine	81
E110TX	EVINRUDE - Marine Engine	77	E185TL	EVINRUDE - Marine Engine	82
E112TSL	EVINRUDE - Marine Engine	77	E185TX	EVINRUDE - Marine Engine	82
E112TSX	EVINRUDE - Marine Engine	77	E20	EVINRUDE - Marine Engine	82
E115 (Older Models)	EVINRUDE - Marine Engine	77	E20 (Older Models)	EVINRUDE - Marine Engine	82
E115EL	EVINRUDE - Marine Engine	77	E200 (Older Models)	EVINRUDE - Marine Engine	82
E115F	EVINRUDE - Marine Engine	78	E200CX	EVINRUDE - Marine Engine	82
E115GL	EVINRUDE - Marine Engine	78	E200CZ	EVINRUDE - Marine Engine	82
E115J	EVINRUDE - Marine Engine	78	E200F FICHT V6	EVINRUDE - Marine Engine	82
E115JKL	EVINRUDE - Marine Engine	78	E200SCL	EVINRUDE - Marine Engine	82
E115JL	EVINRUDE - Marine Engine	78	E200STL	EVINRUDE - Marine Engine	82
E115JTL	EVINRUDE - Marine Engine	78	E200TL	EVINRUDE - Marine Engine	82
E115ML	EVINRUDE - Marine Engine	78	E200TRL	EVINRUDE - Marine Engine	82
E115SL	EVINRUDE - Marine Engine	78	E200TRX	EVINRUDE - Marine Engine	82
E115SX	EVINRUDE - Marine Engine	78	E200TX	EVINRUDE - Marine Engine	82
E115TL	EVINRUDE - Marine Engine	78	E200TZ	EVINRUDE - Marine Engine	82
E115TSL	EVINRUDE - Marine Engine	78	E200W FICHT V6	EVINRUDE - Marine Engine	82
E115TSX	EVINRUDE - Marine Engine	78	E20E	EVINRUDE - Marine Engine	82
E115TX	EVINRUDE - Marine Engine	78	E20EL	EVINRUDE - Marine Engine	82, 83

MODEL INDEX

Model	Make	Page	Model	Make	Page
E225 (Older Models)	EVINRUDE - Marine Engine	83	E50BEL	EVINRUDE - Marine Engine	87
E225CL	EVINRUDE - Marine Engine	83	E50D	EVINRUDE - Marine Engine	87
E225CX	EVINRUDE - Marine Engine	83	E50DTL (3cyl)	EVINRUDE - Marine Engine	87
E225CZ	EVINRUDE - Marine Engine	83	E50EL (3cyl)	EVINRUDE - Marine Engine	87
E225F FICHT V6	EVINRUDE - Marine Engine	83	E50J Jet	EVINRUDE - Marine Engine	87
E225PL	EVINRUDE - Marine Engine	83	E50TEL	EVINRUDE - Marine Engine	87
E225PTL	EVINRUDE - Marine Engine	83	E50TL	EVINRUDE - Marine Engine	87
E225PTX	EVINRUDE - Marine Engine	83	E50TTL (3cyl)	EVINRUDE - Marine Engine	87
E225PX	EVINRUDE - Marine Engine	83	E55M	EVINRUDE - Marine Engine	87
E225PZ	EVINRUDE - Marine Engine	83	E60 (Older Models)	EVINRUDE - Marine Engine	87
E225STL	EVINRUDE - Marine Engine	83	E60D	EVINRUDE - Marine Engine	87
E225TL	EVINRUDE - Marine Engine	83	E60E (2cyl)	EVINRUDE - Marine Engine	87
E225TX	EVINRUDE - Marine Engine	83	E60EL	EVINRUDE - Marine Engine	88
E225TZ	EVINRUDE - Marine Engine	83	E60EL (2cyl)	EVINRUDE - Marine Engine	88
E235 (Older Models)	EVINRUDE - Marine Engine	83	E60TL	EVINRUDE - Marine Engine	88
E235STL	EVINRUDE - Marine Engine	84	E60TL (2cyl)	EVINRUDE - Marine Engine	88
E235TL	EVINRUDE - Marine Engine	84	E60TTL	EVINRUDE - Marine Engine	88
E235TRL	EVINRUDE - Marine Engine	84	E65 (Older Models)	EVINRUDE - Marine Engine	88
E235TRX	EVINRUDE - Marine Engine	84	E65RWL	EVINRUDE - Marine Engine	88
E235TX	EVINRUDE - Marine Engine	84	E65TEL	EVINRUDE - Marine Engine	88
E25 (Older Models)	EVINRUDE - Marine Engine	84	E65W	EVINRUDE - Marine Engine	88
E250CX	EVINRUDE - Marine Engine	84	E65WML	EVINRUDE - Marine Engine	88
E250CZ	EVINRUDE - Marine Engine	84	E70 (Older Models)	EVINRUDE - Marine Engine	88
E250F	EVINRUDE - Marine Engine	84	E70EL	EVINRUDE - Marine Engine	88
E250TX	EVINRUDE - Marine Engine	84	E70TL	EVINRUDE - Marine Engine	88
E250TZ	EVINRUDE - Marine Engine	84	E70TTL	EVINRUDE - Marine Engine	89
E25E	EVINRUDE - Marine Engine	84	E75 (Older Models)	EVINRUDE - Marine Engine	89
E25EL	EVINRUDE - Marine Engine	84	E75DP	EVINRUDE - Marine Engine	89
E25KL (3cyl)	EVINRUDE - Marine Engine	84	E75DS	EVINRUDE - Marine Engine	89
E25QL (3cyl)	EVINRUDE - Marine Engine	84	E75E	EVINRUDE - Marine Engine	89
E25TE	EVINRUDE - Marine Engine	84	E75ER	EVINRUDE - Marine Engine	89
E25TEL	EVINRUDE - Marine Engine	84	E75ERL	EVINRUDE - Marine Engine	89
E25TKL (3cyl)	EVINRUDE - Marine Engine	84	E75FP	EVINRUDE - Marine Engine	89
E275CL	EVINRUDE - Marine Engine	85	E75FV	EVINRUDE - Marine Engine	89
E275CX	EVINRUDE - Marine Engine	85	E75TL	EVINRUDE - Marine Engine	89
E275PL	EVINRUDE - Marine Engine	85	E75TRL	EVINRUDE - Marine Engine	89
E275PTL	EVINRUDE - Marine Engine	85	E85 (Older Models)	EVINRUDE - Marine Engine	89
E275PTX	EVINRUDE - Marine Engine	85	E85ML	EVINRUDE - Marine Engine	89
E275PX	EVINRUDE - Marine Engine	85	E85TL	EVINRUDE - Marine Engine	89
E275TL	EVINRUDE - Marine Engine	85	E85TTL	EVINRUDE - Marine Engine	89
E275TX	EVINRUDE - Marine Engine	85	E85TX	EVINRUDE - Marine Engine	89
E28 (Older Models)	EVINRUDE - Marine Engine	85	E88MSL	EVINRUDE - Marine Engine	89
E28ESL	EVINRUDE - Marine Engine	85	E88TSL	EVINRUDE - Marine Engine	89
E300CL	EVINRUDE - Marine Engine	85	E90 (Older Models)	EVINRUDE - Marine Engine	90
E300CX	EVINRUDE - Marine Engine	85	E90D	EVINRUDE - Marine Engine	90
E300PL	EVINRUDE - Marine Engine	85	E90EL	EVINRUDE - Marine Engine	90
E300PTL	EVINRUDE - Marine Engine	85	E90F	EVINRUDE - Marine Engine	90
E300PX	EVINRUDE - Marine Engine	85	E90ML	EVINRUDE - Marine Engine	90
E300TL	EVINRUDE - Marine Engine	85	E90PL FICHT V4	EVINRUDE - Marine Engine	90
E30E	EVINRUDE - Marine Engine	85	E90SL	EVINRUDE - Marine Engine	90
E30EL	EVINRUDE - Marine Engine	85	E90TL	EVINRUDE - Marine Engine	90
E30TE	EVINRUDE - Marine Engine	85	E90TSL	EVINRUDE - Marine Engine	90
E30TEL	EVINRUDE - Marine Engine	86	E90TX	EVINRUDE - Marine Engine	90
E33 (Older Models)	EVINRUDE - Marine Engine	86	EI 165	CUMMINS MERCUISER - Marine Engine	7
E35E	EVINRUDE - Marine Engine	86	EI 250	CUMMINS MERCUISER - Marine Engine	7
E35EL	EVINRUDE - Marine Engine	86	EI 300	CUMMINS MERCUISER - Marine Engine	7
E35KL (3cyl)	EVINRUDE - Marine Engine	86	ES 165	CUMMINS MERCUISER - Stern Drive	7
E35QL (3cyl)	EVINRUDE - Marine Engine	86	ES 250	CUMMINS MERCUISER - Stern Drive	7
E35TEL	EVINRUDE - Marine Engine	86	ES 300	CUMMINS MERCUISER - Stern Drive	7
E35TKL (3cyl)	EVINRUDE - Marine Engine	86	Explorer	SEA-DOO - Sportboat	189
E40 (Older Models)	EVINRUDE - Marine Engine	86	EXS1200 Exciter	YAMAHA - Sportboat	225
E40D	EVINRUDE - Marine Engine	86	EXT1100 Exciter	YAMAHA - Sportboat	225
E40E	EVINRUDE - Marine Engine	86	EXT1200 Exciter	YAMAHA - Sportboat	225
E40EL	EVINRUDE - Marine Engine	86	F10	RUGGERINI - Marine Engine	186
E40TE	EVINRUDE - Marine Engine	86	F100TLR	YAMAHA - Outboard Motor	216, 239
E40TEL	EVINRUDE - Marine Engine	86	F100TXR	YAMAHA - Outboard Motor	216, 239
E40TL	EVINRUDE - Marine Engine	86	F115TJR	YAMAHA - Outboard Motor	216
E40TTL	EVINRUDE - Marine Engine	87	F115TLR	YAMAHA - Outboard Motor	216
E48ESL	EVINRUDE - Marine Engine	87	F115TXR	YAMAHA - Outboard Motor	216
E50 (Older Models)	EVINRUDE - Marine Engine	87	F150TLR	YAMAHA - Outboard Motor	216
E50BE	EVINRUDE - Marine Engine	87	F150TXR	YAMAHA - Outboard Motor	216

MODEL INDEX

Model	Make	Page	Model	Make	Page
F225TLR	YAMAHA - Outboard Motor	216	GTX 4-TEC	SEA-DOO - Personal Watercraft	188
F25EH	YAMAHA - Outboard Motor	216	GTX DI	SEA-DOO - Personal Watercraft	188
F25ELH	YAMAHA - Outboard Motor	216	GTX RFI	SEA-DOO - Personal Watercraft	188
F25ELR	YAMAHA - Outboard Motor	217	GTX Wake	SEA-DOO - Personal Watercraft	188
F25ESH	YAMAHA - Outboard Motor	217	GTX Wake 155	SEA-DOO - Personal Watercraft	188
F25ESR	YAMAHA - Outboard Motor	217	GTX Wake 215	SEA-DOO - Personal Watercraft	188
F25MH	YAMAHA - Outboard Motor	217	Hurricane	POLARIS - Personal Watercraft	184
F25MLH	YAMAHA - Outboard Motor	217	HX	SEA-DOO - Personal Watercraft	188
F25MSH	YAMAHA - Outboard Motor	217	INBOARD & V-DRIVE	OMC - Marine Engine	37, 38
F25TLR	YAMAHA - Outboard Motor	217	Ionic 144	BPM - Marine Engine	1, 69
F30TLR	YAMAHA - Outboard Motor	217	IPS500G	VOLVO PENTA - Marine Engine	51, 206
F40BEJR	YAMAHA - Outboard Motor	217	Islandia	SEA-DOO - Sportboat	189
F40BMJH	YAMAHA - Outboard Motor	217	JF650 TS B1-B2	KAWASAKI - Personal Watercraft	117
F40BMLH	YAMAHA - Outboard Motor	217	JF650 TS B3-B8	KAWASAKI - Personal Watercraft	117
F40BTLR	YAMAHA - Outboard Motor	217	JF650 X2 A10	KAWASAKI - Personal Watercraft	117
F40EJR	YAMAHA - Outboard Motor	217	JF650 X2 A1-A2	KAWASAKI - Personal Watercraft	117
F40ESR	YAMAHA - Outboard Motor	217	JF650 X2 A3-A5	KAWASAKI - Personal Watercraft	117
F40MH	YAMAHA - Outboard Motor	217	JF650 X2 A6-A9	KAWASAKI - Personal Watercraft	117
F40MJH	YAMAHA - Outboard Motor	217	JH1100 1100 Zxi A1-A5	KAWASAKI - Personal Watercraft	117, 233
F40MLH	YAMAHA - Outboard Motor	218	JH1100 1100 Zxi A6-A8	KAWASAKI - Personal Watercraft	118, 233
F40MSH	YAMAHA - Outboard Motor	218	JH1100 Ultra 130 D.I. B1-B4	KAWASAKI - Personal Watercraft	118
F40TLR	YAMAHA - Outboard Motor	218	JH1200 Ultra 150 A1-A2	KAWASAKI - Personal Watercraft	118
F50TJR	YAMAHA - Outboard Motor	218	JH1200 Ultra 150 A3-A4	KAWASAKI - Personal Watercraft	118
F50TLH	YAMAHA - Outboard Motor	218	JH1200 Ultra 150 B1-B3	KAWASAKI - Personal Watercraft	118
F50TLR	YAMAHA - Outboard Motor	218, 239	JH750 750 ZXI C1-C3	KAWASAKI - Personal Watercraft	118, 233
F60TJR	YAMAHA - Outboard Motor	239	JH750 750SS A1-A4	KAWASAKI - Personal Watercraft	118
F60TLR	YAMAHA - Outboard Motor	239	JH750 750SS E1-E2	KAWASAKI - Personal Watercraft	118
F75TLR	YAMAHA - Outboard Motor	218, 240	JH750 Super Sport XI B1-B3	KAWASAKI - Personal Watercraft	118
F80TJR	YAMAHA - Outboard Motor	218, 240	JH750 Super Sport XI F1-F2	KAWASAKI - Personal Watercraft	118, 233
F80TLR	YAMAHA - Outboard Motor	218, 240	JH750 Xi Sport G1-G2	KAWASAKI - Personal Watercraft	118
F80TXR	YAMAHA - Outboard Motor	240	JH750 XIR D1	KAWASAKI - Personal Watercraft	118
F90TJR	YAMAHA - Outboard Motor	218, 240	JH900 900 ZXI A1-A3	KAWASAKI - Personal Watercraft	118, 233
F90TLR	YAMAHA - Outboard Motor	218, 240	JL650 SC A1-A5	KAWASAKI - Personal Watercraft	118
F9.9ELR	YAMAHA - Outboard Motor	218	JS400 A3	KAWASAKI - Personal Watercraft	118
F9.9MLH	YAMAHA - Outboard Motor	218	JS440 A1-A16	KAWASAKI - Personal Watercraft	118
F9.9MSH	YAMAHA - Outboard Motor	218	JS550 550SX A8	KAWASAKI - Personal Watercraft	118
Freedom	POLARIS - Personal Watercraft	184	JS550 550SX B1	KAWASAKI - Personal Watercraft	118
FT9.9EL	YAMAHA - Outboard Motor	218	JS550 550SX C1-C5	KAWASAKI - Personal Watercraft	118
FT9.9ERL	YAMAHA - Outboard Motor	218	JS550 A1-A4	KAWASAKI - Personal Watercraft	118
FT9.9EX	YAMAHA - Outboard Motor	218	JS550 A5-A7	KAWASAKI - Personal Watercraft	118
FT9.9X	YAMAHA - Outboard Motor	218	JS650 650SX A1	KAWASAKI - Personal Watercraft	118
FX1000 FX140	YAMAHA - Personal Watercraft	223	JS650 650SX A2-A4	KAWASAKI - Personal Watercraft	119
FX1000 WaveRunner FX	YAMAHA - Personal Watercraft	223	JS650 650SX B1-B3	KAWASAKI - Personal Watercraft	119
FX1100 WaveRunner FX HO	YAMAHA - Personal Watercraft	223	JS750 750 SXI Pro C1-C5	KAWASAKI - Personal Watercraft	119
FX700 FX-1	YAMAHA - Personal Watercraft	224	JS750 750SX A1-A4	KAWASAKI - Personal Watercraft	119
Genesis	POLARIS - Personal Watercraft	184	JS750 750SXI B1-B2	KAWASAKI - Personal Watercraft	119
Genesis FFI	POLARIS - Personal Watercraft	184	JS800 SX-R A1-A9	KAWASAKI - Personal Watercraft	119
Genesis Ficht	POLARIS - Personal Watercraft	184	JT1100 1100 STX A1	KAWASAKI - Personal Watercraft	119
Genesis I	POLARIS - Personal Watercraft	184	JT1100 1100 STX B1-B2	KAWASAKI - Personal Watercraft	119
GP1200 WaveRunner GP1200	YAMAHA - Personal Watercraft	224	JT1100 1100 STX D.I. C1	KAWASAKI - Personal Watercraft	119
GP1300 WaveRunner GP1300R	YAMAHA - Personal Watercraft	224	JT1100 1100 STX D.I. F1-F2	KAWASAKI - Personal Watercraft	119
GP760 WaveRunner GP760	YAMAHA - Personal Watercraft	224	JT1100 1100 STX D.I. G1	KAWASAKI - Personal Watercraft	119
GP800 WaveRunner GP800	YAMAHA - Personal Watercraft	224	JT1200 STX-12F B1-B2	KAWASAKI - Personal Watercraft	119
GP800A WaveRunner GP800R	YAMAHA - Personal Watercraft	224	JT1200 STX-12F D1-D7	KAWASAKI - Personal Watercraft	119
GS	SEA-DOO - Personal Watercraft	187	JT1200 STX-R A1-A2	KAWASAKI - Personal Watercraft	119
GSI	SEA-DOO - Personal Watercraft	187	JT1200 STX-R C1-C2	KAWASAKI - Personal Watercraft	119
GSX	SEA-DOO - Personal Watercraft	187	JT1500 STX-15F A1-A9	KAWASAKI - Personal Watercraft	119
GSX LTD	SEA-DOO - Personal Watercraft	187	JT1500 Ultra 250X B7-B9	KAWASAKI - Personal Watercraft	119
GSX RFI	SEA-DOO - Personal Watercraft	187	JT1500 Ultra LX C7-C9	KAWASAKI - Personal Watercraft	119
GTI	SEA-DOO - Personal Watercraft	187	JT750 750 STX C1	KAWASAKI - Personal Watercraft	119, 233
GTI LE	SEA-DOO - Personal Watercraft	187	JT750 ST A1-A2	KAWASAKI - Personal Watercraft	119
GTI RFI	SEA-DOO - Personal Watercraft	187	JT750 STS	KAWASAKI - Personal Watercraft	233
GTI SE	SEA-DOO - Personal Watercraft	187	JT750 STS B1-B3	KAWASAKI - Personal Watercraft	119
GTS	SEA-DOO - Personal Watercraft	187	JT900 900 STS B3-B4	KAWASAKI - Personal Watercraft	119
GTS - 2-Passenger	SEA-DOO - Personal Watercraft	187	JT900 900 STX A1-A2	KAWASAKI - Personal Watercraft	120
GTS - 3-Passenger	SEA-DOO - Personal Watercraft	187	JT900 900 STX B1-B2	KAWASAKI - Personal Watercraft	120
GTX	SEA-DOO - Personal Watercraft	187, 188	JT900 900 STX C1-C2	KAWASAKI - Personal Watercraft	120
GTX - 2-Passenger	SEA-DOO - Personal Watercraft	188	JT900 900 STX D1	KAWASAKI - Personal Watercraft	120
GTX - 3-Passenger	SEA-DOO - Personal Watercraft	188	JT900 900 STX E1-E2 E6F	KAWASAKI - Personal Watercraft	120
GTX 155	SEA-DOO - Personal Watercraft	188	JT900 900STX	KAWASAKI - Personal Watercraft	233
GTX 215	SEA-DOO - Personal Watercraft	188	K34M	FARYMAN - Marine Engine	9

MODEL INDEX

Model	Make	Page	Model	Make	Page
K3M	MITSUBISHI - Marine Engine	176	LT230	LEYLAND THORNYCROFT - Marine Engine	15
K4E	MITSUBISHI - Marine Engine	36, 176	LT345	LEYLAND THORNYCROFT - Marine Engine	15
K4F	MITSUBISHI - Marine Engine	176	LT54	LEYLAND THORNYCROFT - Marine Engine	15
K4M	MITSUBISHI - Marine Engine	36, 176	LT90	LEYLAND THORNYCROFT - Marine Engine	15
KAD300	VOLVO PENTA - Marine Engine	52, 206	LX150TXR	YAMAHA - Outboard Motor	220
KAD32P	VOLVO PENTA - Marine Engine	52, 206	LX200TXR	YAMAHA - Outboard Motor	220
KAD42A,B,P	VOLVO PENTA - Marine Engine	52, 206	LX225	YAMAHA - Outboard Motor	220
KAD43DP	VOLVO PENTA - Marine Engine	206	LX225TXR	YAMAHA - Outboard Motor	220
KAD43P	VOLVO PENTA - Marine Engine	52, 206	LX250TR	YAMAHA - Outboard Motor	220
KAD44P	VOLVO PENTA - Marine Engine	52, 206	LX250TUR	YAMAHA - Outboard Motor	220
KAMD300	VOLVO PENTA - Marine Engine	52, 206	LX250TXR	YAMAHA - Outboard Motor	220
KAMD42A,B,P	VOLVO PENTA - Marine Engine	52, 206	LZ150TR	YAMAHA - Outboard Motor	220
KAMD43P	VOLVO PENTA - Marine Engine	52, 207	LZ150TXR	YAMAHA - Outboard Motor	220
KAMD44P	VOLVO PENTA - Marine Engine	52, 207	LZ200TR	YAMAHA - Outboard Motor	220
KBW-10	YANMAR - Marine Engine	230	LZ200TXR	YAMAHA - Outboard Motor	220
KBW-20	YANMAR - Marine Engine	65, 230	M 2.04	VETUS - Marine Engine	41
KBW-21	YANMAR - Marine Engine	65, 230	M 2.06	VETUS - Marine Engine	41
KM2A	YANMAR - Marine Engine	65, 230	M 2.C5	VETUS - Marine Engine	41
KM2C	YANMAR - Marine Engine	230	M 2.D5	VETUS - Marine Engine	41
KM2P	YANMAR - Marine Engine	65, 230	M 3.09	VETUS - Marine Engine	41
KM3A	YANMAR - Marine Engine	65, 230	M Models	AIFO - Marine Engine	67
KM3P	YANMAR - Marine Engine	230	M115	TOHATSU - Marine Engine	195
KM3V	YANMAR - Marine Engine	65, 230	M-12	UNIVERSAL - Marine Engine	197
KM5A	YANMAR - Marine Engine	65, 230	M120	TOHATSU - Marine Engine	195
KV	ONAN ENGINE - Engines-In	181	M140	TOHATSU - Marine Engine	195
L130ETX	YAMAHA - Outboard Motor	219	M15	TOHATSU - Marine Engine	195
L130TR	YAMAHA - Outboard Motor	219	M-15	UNIVERSAL - Marine Engine	197
L130TXR	YAMAHA - Outboard Motor	219, 240	M18	TOHATSU - Marine Engine	195
L150ETX	YAMAHA - Outboard Motor	219	M-18	UNIVERSAL - Marine Engine	197
L150TXR	YAMAHA - Outboard Motor	219, 240	M2-12	UNIVERSAL - Marine Engine	197
L200ETX	YAMAHA - Outboard Motor	219	M-25	UNIVERSAL - Marine Engine	197
L200TLR	YAMAHA - Outboard Motor	219	M-25 XP	UNIVERSAL - Marine Engine	197
L200TXR	YAMAHA - Outboard Motor	219, 240	M-25 XPA	UNIVERSAL - Marine Engine	197
L225TUR	YAMAHA - Outboard Motor	219, 240	M-25 XPB	UNIVERSAL - Marine Engine	197
L225TXR	YAMAHA - Outboard Motor	219, 240	M3-20	UNIVERSAL - Marine Engine	197
L250ETX	YAMAHA - Outboard Motor	219, 240	M3-20A	UNIVERSAL - Marine Engine	197
L250TLR	YAMAHA - Outboard Motor	219	M3-20B	UNIVERSAL - Marine Engine	197
L250TUR	YAMAHA - Outboard Motor	219, 240	M-35	UNIVERSAL - Marine Engine	197
L250TXR	YAMAHA - Outboard Motor	219, 240	M40	TOHATSU - Marine Engine	195
L2A	MITSUBISHI - Marine Engine	36	M-40	UNIVERSAL - Marine Engine	197
L2E	MITSUBISHI - Marine Engine	36, 176	M50	TOHATSU - Marine Engine	195
L3	LISTER-BLACKSTONE - Marine Engine	15	M-50	UNIVERSAL - Marine Engine	197
L317D	ONAN ENGINE - Engines-In	181	M60	TOHATSU - Marine Engine	195
L38M	FARYMAN - Marine Engine	9	M70	TOHATSU - Marine Engine	195
L3A	MITSUBISHI - Marine Engine	176	M8	TOHATSU - Marine Engine	195
L3C	MITSUBISHI - Marine Engine	36, 176, 177	M90	TOHATSU - Marine Engine	196
L3E	MITSUBISHI - Marine Engine	36, 177	M9.8	TOHATSU - Marine Engine	195
L4	LISTER-BLACKSTONE - Marine Engine	15	M9.9	TOHATSU - Marine Engine	195
L40S	YANMAR - Marine Engine	230	MB20	VOLVO PENTA - Marine Engine	52
L423	ONAN ENGINE - Engines-In	181	MB20A	VOLVO PENTA - Marine Engine	52
L423DM	ONAN ENGINE - Engines-In	181	MB70B	VOLVO PENTA - Marine Engine	52
L60S	YANMAR - Marine Engine	230	MCE	ONAN ENGINE - Engines-In	181
L634	ONAN ENGINE - Engines-In	181	MD100	VOLVO PENTA - Marine Engine	52
L634T	ONAN ENGINE - Engines-In	181	MD100A,B	VOLVO PENTA - Marine Engine	52
L634TD-1	ONAN ENGINE - Engines-In	181	MD100S	VOLVO PENTA - Marine Engine	52
L634TD-P	ONAN ENGINE - Engines-In	181	MD11	VOLVO PENTA - Marine Engine	53
LDAM673	LOMBARDINI - Marine Engine	120	MD110S	VOLVO PENTA - Marine Engine	53
LDAM674	LOMBARDINI - Marine Engine	120	MD115	TOHATSU - Marine Engine	196
LDAM833	LOMBARDINI - Marine Engine	120	MD11C	VOLVO PENTA - Marine Engine	53
LDAM834	LOMBARDINI - Marine Engine	120	MD11D	VOLVO PENTA - Marine Engine	53
LF115TR	YAMAHA - Outboard Motor	219	MD120	VOLVO PENTA - Marine Engine	53
LF115TXR	YAMAHA - Outboard Motor	219	MD120A	VOLVO PENTA - Marine Engine	53
LF150TXR	YAMAHA - Outboard Motor	219	MD17	VOLVO PENTA - Marine Engine	53
LF225TUR	YAMAHA - Outboard Motor	219	MD17C	VOLVO PENTA - Marine Engine	53
LF225TXR	YAMAHA - Outboard Motor	219	MD17D	VOLVO PENTA - Marine Engine	53
LF250TUR	YAMAHA - Outboard Motor	219	MD18	VOLVO PENTA - Marine Engine	53
LF250TXR	YAMAHA - Outboard Motor	220	MD19	VOLVO PENTA - Marine Engine	53
LRV	SEA-DOO - Personal Watercraft	188	MD2	VOLVO PENTA - Marine Engine	53
LRV DI	SEA-DOO - Personal Watercraft	188	MD2010,A,B,C,D	VOLVO PENTA - Marine Engine	53
LST1200	YAMAHA - Sportboat	225	MD2020,A,B,C,D	VOLVO PENTA - Marine Engine	53
LT108	LEYLAND THORNYCROFT - Marine Engine	15	MD2030,A,B,C,D	VOLVO PENTA - Marine Engine	53

MODEL INDEX

Model	Make	Page	Model	Make	Page
MD2040,A,B,C,D	VOLVO PENTA - Marine Engine	53	Model 250 MIE	MERCUISER - Marine Engine	136
MD21	VOLVO PENTA - Marine Engine	54	Model 255	MERCUISER - Stern Drive	25, 144
MD21A	VOLVO PENTA - Marine Engine	54	Model 255 MIE	MERCUISER - Marine Engine	17, 18, 136
MD21B	VOLVO PENTA - Marine Engine	54	Model 2.5L	MERCUISER - Stern Drive	24, 143
MD22,A,L,P	VOLVO PENTA - Marine Engine	54	Model 260	MERCUISER - Stern Drive	25, 144
MD27	VOLVO PENTA - Marine Engine	54	Model 260 MIE	MERCUISER - Marine Engine	18, 136
MD29,A	VOLVO PENTA - Marine Engine	54	Model 262 Mag (Gen +) (TBI)	MERCUISER - Stern Drive	25, 144, 145
MD2B	VOLVO PENTA - Marine Engine	54	Model 270	MERCUISER - Stern Drive	26, 145
MD2BHY	VOLVO PENTA - Marine Engine	54	Model 270 MIE	MERCUISER - Marine Engine	18, 136
MD3	VOLVO PENTA - Marine Engine	54	Model 280 TRS	MERCUISER - Stern Drive	26, 145
MD30	VOLVO PENTA - Marine Engine	54	Model 3.0 / 3.0LX	MERCUISER - Stern Drive	26, 145
MD30A	VOLVO PENTA - Marine Engine	54	Model 300 Tempest	MERCUISER - Stern Drive	26, 145
MD30,A	VOLVO PENTA - Marine Engine	207	Model 320 (EFI)	MERCUISER - Stern Drive	26, 145
MD31A	VOLVO PENTA - Marine Engine	54, 207	Model 325	MERCUISER - Stern Drive	26, 145
MD32A	VOLVO PENTA - Marine Engine	54	Model 325 MIE	MERCUISER - Marine Engine	18, 136
MD3A	VOLVO PENTA - Marine Engine	54	Model 330	MERCUISER - Stern Drive	26, 145
MD3B	VOLVO PENTA - Marine Engine	54	Model 330 MIE	MERCUISER - Marine Engine	18, 136
MD40	TOHATSU - Marine Engine	196	Model 340 MIE w/Borg Warner		
MD40A	VOLVO PENTA - Marine Engine	54, 207	MK4	MERCUISER - Marine Engine	136
MD42A	VOLVO PENTA - Marine Engine	55	Model 350 Mag Alpha	MERCUISER - Stern Drive	26, 145, 146
MD42B	VOLVO PENTA - Marine Engine	55	Model 350 Mag Alpha (4-BBL)	MERCUISER - Stern Drive	26, 146
MD5	VOLVO PENTA - Marine Engine	55	Model 350 Mag Alpha EFI (Gen +)	MERCUISER - Stern Drive	27, 146
MD50	TOHATSU - Marine Engine	196	Model 350 Mag Bravo MPI	MERCUISER - Stern Drive	27, 146
	VOLVO PENTA - Marine Engine	41, 55	Model 350 Mag Bravo MPI (Gen		
MD50A	VOLVO PENTA - Marine Engine	55	+)	MERCUISER - Stern Drive	27, 146
MD5A,B,C	VOLVO PENTA - Marine Engine	55	Model 350 Mag EFI Ski (Gen +)	MERCUISER - Ski Engine	22, 140
MD6	VOLVO PENTA - Marine Engine	55	Model 350 Mag EFI Ski (TBI)	MERCUISER - Ski Engine	22, 140
MD6A	VOLVO PENTA - Marine Engine	55	Model 350 Mag MPI Alpha &		
MD6B	VOLVO PENTA - Marine Engine	55	Bravo	MERCUISER - Stern Drive	27, 146
MD7	VOLVO PENTA - Marine Engine	55	Model 350 Mag MPI (Gen +)	MERCUISER - Marine Engine	18, 136
MD70	TOHATSU - Marine Engine	196	Model 350 Mag MPI Hor Alpha &		
	VOLVO PENTA - Marine Engine	41, 55	Bravo	MERCUISER - Stern Drive	27, 146
MD70A	VOLVO PENTA - Marine Engine	55	Model 350 Mag MPI Horizon	MERCUISER - Marine Engine	18, 136
MD70B,C	VOLVO PENTA - Marine Engine	55	Model 350 Mag MPI MIE (Gen +)	MERCUISER - Marine Engine	18, 136
MD7A	VOLVO PENTA - Marine Engine	55	Model 350 Mag MPI Ski	MERCUISER - Ski Engine	22, 140
MD7B	VOLVO PENTA - Marine Engine	55	Model 350 Mag MPI Ski (Gen +)	MERCUISER - Ski Engine	22, 140, 141
MD90	TOHATSU - Marine Engine	196	Model 350 Mag Ski	MERCUISER - Ski Engine	22, 141
MDL3	ONAN ENGINE - Engines-In	181	Model 350 MIE	MERCUISER - Marine Engine	18, 136
MDL4	ONAN ENGINE - Engines-In	181	Model 370 TRS	MERCUISER - Stern Drive	27, 146
MDL6	ONAN ENGINE - Engines-In	182	Model 377 Scorpion (Gen+) (Ski)	MERCUISER - Marine Engine	18, 137
MFS15	TOHATSU - Marine Engine	196	Model 377 Scorpion Sterndrive	MERCUISER - Marine Engine	19, 137
MFS18	TOHATSU - Marine Engine	196	Model 3.7L	MERCUISER - Stern Drive	145
MFS8	TOHATSU - Marine Engine	196	Model 390	MERCUISER - Stern Drive	27, 146
MFS9.8	TOHATSU - Marine Engine	196	Model 390 MIE	MERCUISER - Marine Engine	19, 137
MFS9.9	TOHATSU - Marine Engine	196	Model 400 TRS (Cyclone)	MERCUISER - Stern Drive	28, 148
MI 120	CUMMINS MERCUISER - Marine Engine	7	Model 420	MERCUISER - Marine Engine	19, 137
Model 110	MERCUISER - Stern Drive	23, 141	Model 425	MERCUISER - Marine Engine	19, 137
Model 120	MERCUISER - Stern Drive	23, 142	Model 425 (Gen V)	MERCUISER - Marine Engine	19, 137
Model 140	MERCUISER - Stern Drive	23, 142	Model 4.3L (2-BBL)	MERCUISER - Stern Drive	27, 146
Model 150	MERCUISER - Stern Drive	23, 142	Model 4.3L (Carb.) Alpha & Bravo	MERCUISER - Stern Drive	27, 146
Model 160	MERCUISER - Stern Drive	142	Model 4.3L EFI	MERCUISER - Stern Drive	27, 147
Model 165	MERCUISER - Stern Drive	23, 24, 142	Model 4.3L EFI (Gen +) TBI	MERCUISER - Stern Drive	27, 28, 147
Model 170	MERCUISER - Stern Drive	142	Model 4.3L (Gen +)	MERCUISER - Stern Drive	27, 147
Model 175	MERCUISER - Stern Drive	24, 142	Model 4.3L (Gen II)	MERCUISER - Stern Drive	27, 147
Model 180	MERCUISER - Stern Drive	142	Model 4.3L (Gen II) (2-BBL)	MERCUISER - Stern Drive	27, 147
Model 185	MERCUISER - Stern Drive	24, 142	Model 4.3L (MFI) Alpha & Bravo	MERCUISER - Stern Drive	27, 147
Model 190	MERCUISER - Stern Drive	24, 142, 143	Model 4.3L MPI	MERCUISER - Stern Drive	28, 147
Model 198 MIE	MERCUISER - Marine Engine	17, 135	Model 4.3LH (Gen +) (4-BBL)	MERCUISER - Stern Drive	28, 147
Model 200	MERCUISER - Stern Drive	24, 143	Model 4.3LHX (Gen +) (4-BBL)	MERCUISER - Stern Drive	28, 147, 148
Model 205	MERCUISER - Stern Drive	24, 143	Model 4.3LX (4-BBL)	MERCUISER - Stern Drive	28, 148
Model 215	MERCUISER - Stern Drive	24, 143	Model 4.3LX (Gen +) (2-BBL)	MERCUISER - Stern Drive	28, 148
Model 215 MIE	MERCUISER - Marine Engine	17, 136	Model 4.3LX (Gen II) (4-BBL)	MERCUISER - Stern Drive	28, 148
Model 225	MERCUISER - Stern Drive	24, 143	Model 440 TRS (Cyclone)	MERCUISER - Stern Drive	28, 148
Model 225 MIE	MERCUISER - Marine Engine	17, 136	Model 450 (Gen V)	MERCUISER - Marine Engine	19, 137
Model 228	MERCUISER - Stern Drive	24, 25, 143, 144	Model 454 EFI (Gen V)	MERCUISER - Stern Drive	28, 148
Model 228 MIE	MERCUISER - Marine Engine	17, 136	Model 454 EFI Ski (Gen V)	MERCUISER - Ski Engine	22, 141
Model 230	MERCUISER - Stern Drive	25, 144	Model 454 Mag Alpha	MERCUISER - Stern Drive	28, 148
Model 230 MIE	MERCUISER - Marine Engine	17, 136	Model 454 Mag Bravo	MERCUISER - Stern Drive	28, 148
Model 233	MERCUISER - Stern Drive	25, 144	Model 454 Mag Bravo (Gen V)	MERCUISER - Stern Drive	28, 148
Model 233 MIE	MERCUISER - Marine Engine	17, 136	Model 454 Mag Bravo (Gen VI)	MERCUISER - Stern Drive	28, 149
Model 250	MERCUISER - Stern Drive	25, 144			

MODEL INDEX

Model	Make	Page	Model	Make	Page
Model 454 Mag Bravo MPI (Gen VI)	MERCRUISER - Stern Drive.....	29, 149	Model 7.4L MIE MPI (LH) (Gen VI)	MERCRUISER - Marine Engine	21, 139
Model 454 Mag MPI (Gen VI)	MERCRUISER - Stern Drive.....	29, 149	Model 7.4L MIE TBI (LH) (Gen VI)	MERCRUISER - Marine Engine	21, 139
Model 454 Mag MPI Horizon	MERCRUISER - Stern Drive.....	29, 149	Model 7.4L MIE w/Borg Warner.....	MERCRUISER - Marine Engine	139
Model 454 Mag MPI Horizon (Gen VI)	MERCRUISER - Marine Engine	19, 137	Model 7.4L MPI (Gen VI)	MERCRUISER - Stern Drive.....	31, 152
Model 454 Mag MPI Ski (Gen VI)	MERCRUISER - Ski Engine	22, 141	Model 7.4LX Bravo MPI (Gen V)	MERCRUISER - Stern Drive.....	31, 152
Model 460 TRS (Cyclone)	MERCRUISER - Stern Drive.....	29, 149	Model 7.4LX Bravo MPI (Gen VI)	MERCRUISER - Stern Drive.....	31, 152
Model 465	MERCRUISER - Marine Engine	19, 137	Model 7.4LX Bravo TBI (Gen VI)	MERCRUISER - Stern Drive.....	31, 152
Model 465 (Gen V)	MERCRUISER - Marine Engine	19, 137	Model 7.4LX MPI (Gen V)	MERCRUISER - Stern Drive.....	31, 153
Model 470	MERCRUISER - Stern Drive.....	149	Model 7.4LX MPI (Gen VI)	MERCRUISER - Stern Drive.....	31, 153
Model 488	MERCRUISER - Stern Drive.....	149	Model 7.4LX MPI (Gen VI) (L29)	MERCRUISER - Stern Drive.....	31, 153
Model 496 Mag	MERCRUISER - Stern Drive.....	29, 149	Model 7.4LX TBI (Gen VI)	MERCRUISER - Stern Drive.....	31, 153
Model 496 Mag HO	MERCRUISER - Stern Drive.....	29, 149	Model 800SC (Gen V)	MERCRUISER - Marine Engine	21, 139
Model 500 Bulldog	MERCRUISER - Marine Engine	20, 138	Model 800SCI	MERCRUISER - Marine Engine	139
Model 500 EFI	MERCRUISER - Marine Engine	20	Model 8.1S HO	MERCRUISER - Marine Engine	21, 139
Model 500 (Gen +)	MERCRUISER - Marine Engine ..	19, 20, 137, 138	Model 8.1S Horizon	MERCRUISER - Marine Engine	21, 139
Model 500 (Gen V)	MERCRUISER - Marine Engine	20, 138	Model 8.2L MIE (Gen V)	MERCRUISER - Marine Engine	21, 139
Model 500 (Gen VI)	MERCRUISER - Marine Engine	20, 138	Model 8.2L MIE MPI (LH) (Gen VI)	MERCRUISER - Marine Engine	21, 139
Model 502 EFI (Gen V)	MERCRUISER - Stern Drive.....	30, 151	Model 8.2L MIE w/Hurth.....	MERCRUISER - Marine Engine	21, 139
Model 502 Mag Bravo	MERCRUISER - Stern Drive.....	30, 151	Model 888	MERCRUISER - Stern Drive.....	31, 153
Model 502 Mag Bravo (Gen V).....	MERCRUISER - Stern Drive.....	30, 151	Model 898	MERCRUISER - Stern Drive.....	31, 153
Model 502 Mag MPI Bravo (Gen VI)	MERCRUISER - Stern Drive.....	30, 152	Model 900SC	MERCRUISER - Marine Engine	21, 140
Model 502 Mag MPI (Gen VI)	MERCRUISER - Stern Drive.....	30, 152	Model D1.7L DTI (Alpha).....	MERCRUISER - Marine Engine	21
Model 5.0L (2-BBL)	MERCRUISER - Stern Drive.....	29, 149	Model D2.8L D-Tronic (Bravo & MIE)	MERCRUISER - Marine Engine	21
Model 5.0L (2-BBL) (Gen +).....	MERCRUISER - Stern Drive.....	29, 149	Model D3.0L Bravo	MERCRUISER - Marine Engine	21
Model 5.0L (4-BBL)	MERCRUISER - Marine Engine	19, 137	Model D3.0L MIE	MERCRUISER - Marine Engine	21
Model 5.0L (Carb.) Alpha & Bravo.....	MERCRUISER - Stern Drive.....	29, 150	Model D3.6L Bravo	MERCRUISER - Marine Engine	21
Model 5.0L EFI (Gen +)	MERCRUISER - Stern Drive.....	29, 150	Model D3.6L MIE	MERCRUISER - Marine Engine	22
Model 5.0L MPI Alpha & Bravo.....	MERCRUISER - Stern Drive.....	29, 150	Model D3.6L W Bravo (Export).....	MERCRUISER - Marine Engine	22
Model 5.0LX	MERCRUISER - Stern Drive.....	29, 150	Model D4.2L Bravo	MERCRUISER - Marine Engine	22
Model 525 EFI	MERCRUISER - Marine Engine	20	Model D4.2L MIE	MERCRUISER - Marine Engine	22
Model 525SC	MERCRUISER - Marine Engine	20, 138	Model D4.2L/250 D-Tronic.....	MERCRUISER - Marine Engine	22
Model 525SC (Gen V)	MERCRUISER - Marine Engine	20, 138	Model EH700 MIE (175 / 220HP)	MERCRUISER - Marine Engine	140
Model 525SC (Gen VI)	MERCRUISER - Marine Engine	20, 138	Model MX 6.2L BS MPI Ski	MERCRUISER - Ski Engine	23, 141
Model 575	MERCRUISER - Marine Engine	138	Model MX 6.2L MPI	MERCRUISER - Stern Drive.....	31, 153
Model 575SCI	MERCRUISER - Marine Engine	20	Model MX 6.2L MPI Horizon	MERCRUISER - Stern Drive.....	31, 153
Model 5.7L (2-BBL)	MERCRUISER - Stern Drive.....	29, 150	Model W04CTA MIE (150HP).....	MERCRUISER - Marine Engine	140
Model 5.7L (2-BBL) (Gen +).....	MERCRUISER - Stern Drive.....	29, 150	Model W04CTI MIE (210HP)	MERCRUISER - Marine Engine	140
Model 5.7L Bravo	MERCRUISER - Stern Drive.....	30, 150	Model W06DTA MIE (310HP).....	MERCRUISER - Marine Engine	140
Model 5.7L (Carb.) Alpha & Bravo.....	MERCRUISER - Stern Drive.....	30, 150	Model W06DTI MIE (250HP)	MERCRUISER - Marine Engine	140
Model 5.7L Competition Ski	MERCRUISER - Ski Engine	22, 141	Monte Carlo 1000	ARCTIC CAT - Personal Watercraft	68
Model 5.7L EFI (Gen +)	MERCRUISER - Stern Drive.....	30, 150, 151	Monte Carlo 640	ARCTIC CAT - Personal Watercraft	68
Model 5.7L EFI (Gen +) MIE	MERCRUISER - Marine Engine	19, 137	Monte Carlo 770	ARCTIC CAT - Personal Watercraft	68
Model 5.7L EFI (TBI) (2-BBL).....	MERCRUISER - Stern Drive.....	30, 151	Monte Carlo 900	ARCTIC CAT - Personal Watercraft	68
Model 5.7L EFI (TBI) Alpha	MERCRUISER - Stern Drive.....	30, 151	Montego 640	ARCTIC CAT - Personal Watercraft	68
Model 5.7L EFI (TBI) Bravo	MERCRUISER - Stern Drive.....	30, 151	Montego Deluxe 640	ARCTIC CAT - Personal Watercraft	68
Model 5.7L MIE	MERCRUISER - Marine Engine	19, 137	MS 120	CUMMINS MERCRUISER - Stern Drive	7
Model 5.7L Ski	MERCRUISER - Ski Engine	22, 141	MSF20	TOHATSU - Marine Engine	196
Model 5.7L Ski (CARB).....	MERCRUISER - Ski Engine	22, 141	MSF25	TOHATSU - Marine Engine	196
Model 5.7L Ski (Gen +).....	MERCRUISER - Ski Engine	23, 141	MSF30	TOHATSU - Marine Engine	196
Model 5.7LX (4-BBL)	MERCRUISER - Stern Drive.....	30, 151	MSX 140	POLARIS - Personal Watercraft	184
Model 5.7LX Bravo EFI (Gen +)	MERCRUISER - Stern Drive.....	30, 151	MZ Models	AIFO - Marine Engine.....	67
Model 5.7LX EFI (TBI) (2-BBL)	MERCRUISER - Stern Drive.....	30, 151	NH	ONAN ENGINE - Engines-In.....	182
Model 5.7LX EFI (TBI) (4-BBL)	MERCRUISER - Stern Drive.....	30, 151	NHA	ONAN ENGINE - Engines-In.....	182
Model 600SC (Gen IV & V).....	MERCRUISER - Marine Engine	20, 139	NHAV	ONAN ENGINE - Engines-In.....	182
Model 600SC (Gen VI)	MERCRUISER - Marine Engine	20, 139	NHB	ONAN ENGINE - Engines-In.....	182
Model 600SCI	MERCRUISER - Marine Engine	20	NHBV	ONAN ENGINE - Engines-In.....	182
Model 662SCI	MERCRUISER - Marine Engine	20	NHC	ONAN ENGINE - Engines-In.....	182
Model 700SCI	MERCRUISER - Marine Engine	21	NHCV	ONAN ENGINE - Engines-In.....	182
Model 7.3L (Bravo & MIE)	MERCRUISER - Marine Engine	20, 139	NHD	ONAN ENGINE - Engines-In.....	182
Model 7.4L Bravo	MERCRUISER - Stern Drive.....	30, 152	NHDL	ONAN ENGINE - Engines-In.....	182
Model 7.4L Bravo (Gen V).....	MERCRUISER - Stern Drive.....	30, 31, 152	NHE	ONAN ENGINE - Engines-In.....	182
Model 7.4L Bravo (Gen VI)	MERCRUISER - Stern Drive.....	31, 152	NHEL	ONAN ENGINE - Engines-In.....	182
Model 7.4L MIE (LH) (Gen V).....	MERCRUISER - Marine Engine	20, 139	NHM	ONAN ENGINE - Engines-In.....	182
Model 7.4L MIE (LH) (Gen VI).....	MERCRUISER - Marine Engine	20, 139	NHP	ONAN ENGINE - Engines-In.....	182
Model 7.4L MIE (LH) w/Hurth MK4.....	MERCRUISER - Marine Engine	21, 139	NHPV	ONAN ENGINE - Engines-In.....	182
Model 7.4L MIE MPI (L29) (Gen VI)	MERCRUISER - Marine Engine	21, 139	NS115	NISSAN - Marine Engine	177
Model 7.4L MIE MPI (LH) (Gen V).....	MERCRUISER - Marine Engine	21, 139	NS120	NISSAN - Marine Engine	177
Model 7.4L MIE MPI (LH) (Gen VI)	MERCRUISER - Marine Engine	21, 139	NS140	NISSAN - Marine Engine	177
Model 7.4L MIE MPI (L29) (Gen VI)	MERCRUISER - Marine Engine	21, 139	NS15	NISSAN - Marine Engine	177
Model 7.4L MIE MPI (LH) (Gen V).....	MERCRUISER - Marine Engine	21, 139	NS18	NISSAN - Marine Engine	177

MODEL INDEX

Model	Make	Page	Model	Make	Page
NS40	NISSAN - Marine Engine	177	RC36D	RENAULT - Marine Engine	40
NS50	NISSAN - Marine Engine	177	RC480DV, Turbo	RENAULT - Marine Engine	40
NS60	NISSAN - Marine Engine	177	RC600DTV	RENAULT - Marine Engine	40
NS70	NISSAN - Marine Engine	177	RC800DTV	RENAULT - Marine Engine	40
NS8	NISSAN - Marine Engine	177	RC90DS	RENAULT - Marine Engine	40
NS90	NISSAN - Marine Engine	177	RD180	RUGGERINI - Marine Engine	186
NS9.8	NISSAN - Marine Engine	177	RD181	RUGGERINI - Marine Engine	186
NS9.9	NISSAN - Marine Engine	177	RD80	RUGGERINI - Marine Engine	186
NSD115	NISSAN - Marine Engine	177	RDJC	ONAN ENGINE - Engines-In	182
NSD40	NISSAN - Marine Engine	177	RDJF	ONAN ENGINE - Engines-In	182
NSD50	NISSAN - Marine Engine	177	RDK80	RUGGERINI - Marine Engine	186
NSD70	NISSAN - Marine Engine	177	RDK901	RUGGERINI - Marine Engine	186
NSD90	NISSAN - Marine Engine	178	RDM901	RUGGERINI - Marine Engine	186
NSF15	NISSAN - Marine Engine	178	RF140	RUGGERINI - Marine Engine	186
NSF18	NISSAN - Marine Engine	178	RK180	RUGGERINI - Marine Engine	186
NSF20	NISSAN - Marine Engine	178	RM80	RUGGERINI - Marine Engine	186
NSF25	NISSAN - Marine Engine	178	RM81	RUGGERINI - Marine Engine	186
NSF30	NISSAN - Marine Engine	178	Rover 60	MERCURUISER - Stern Drive	32
NSF8	NISSAN - Marine Engine	178	RX	SEA-DOO - Personal Watercraft	188
NSF9.8	NISSAN - Marine Engine	178	RX DI	SEA-DOO - Personal Watercraft	188
NSF9.9	NISSAN - Marine Engine	178	RX X	SEA-DOO - Personal Watercraft	188
Oceanic 235	BPM - Marine Engine	1, 69	RXP	SEA-DOO - Personal Watercraft	188
Oceanic 265S	BPM - Marine Engine	1, 69	RXP 155	SEA-DOO - Personal Watercraft	188
Octane	POLARIS - Personal Watercraft	184	RXP 215	SEA-DOO - Personal Watercraft	188
P 4.19	VETUS - Marine Engine	41	RXP X 255	SEA-DOO - Personal Watercraft	188
P 4.42	VETUS - Marine Engine	41	RXT	SEA-DOO - Personal Watercraft	189
P10	FARYMAN - Marine Engine	9	RXT 215	SEA-DOO - Personal Watercraft	189
P115TLR	YAMAHA - Outboard Motor	220	RXT 255	SEA-DOO - Personal Watercraft	189
P150TLR	YAMAHA - Outboard Motor	220, 240	S115TLR	YAMAHA - Outboard Motor	221, 241
P175TLR	YAMAHA - Outboard Motor	220, 240	S115TXR	YAMAHA - Outboard Motor	221, 241
P200TLR	YAMAHA - Outboard Motor	220, 240	S130TLR	YAMAHA - Outboard Motor	221, 241
P-216 / 218 / 220 / 224	ONAN ENGINE - Engines-In	182	S130TXR	YAMAHA - Outboard Motor	221, 241
P-227	ONAN ENGINE - Engines-In	182	S150TLR	YAMAHA - Outboard Motor	221, 241
P30	FARYMAN - Marine Engine	9	S150TSR	YAMAHA - Outboard Motor	221
P40EJR	YAMAHA - Outboard Motor	220	S150TXR	YAMAHA - Outboard Motor	221, 241
P40TLH	YAMAHA - Outboard Motor	220	S175TXR	YAMAHA - Outboard Motor	221, 241
P50TLR	YAMAHA - Outboard Motor	220, 240	S200TXR	YAMAHA - Outboard Motor	221, 241
P60TLH	YAMAHA - Outboard Motor	220, 240	S225TUR	YAMAHA - Outboard Motor	221, 241
P75TLH	YAMAHA - Outboard Motor	221, 241	S225TXR	YAMAHA - Outboard Motor	221, 241
Pro 1200	POLARIS - Personal Watercraft	184	S250TUR	YAMAHA - Outboard Motor	221, 241
Pro 785	POLARIS - Personal Watercraft	184	S250TXR	YAMAHA - Outboard Motor	221, 241
PRO150L	YAMAHA - Outboard Motor	221	SJ650 Super Jet	YAMAHA - Personal Watercraft	224
PRO50L	YAMAHA - Outboard Motor	221, 241	SJ700 Super Jet	YAMAHA - Personal Watercraft	224
PU140	SUZUKI - Marine Engine	194	SL 1050	POLARIS - Personal Watercraft	184
PU140 EFI Jet	SUZUKI - Marine Engine	194	SL 650	POLARIS - Personal Watercraft	184
PU140 Jet	SUZUKI - Marine Engine	194	SL 650 Std	POLARIS - Personal Watercraft	184
PU40	SUZUKI - Marine Engine	194	SL 700	POLARIS - Personal Watercraft	184
PU55 Jet	SUZUKI - Marine Engine	194	SL 700 Deluxe	POLARIS - Personal Watercraft	184
PU85	SUZUKI - Marine Engine	194	SL 750	POLARIS - Personal Watercraft	184
PX150TLR	YAMAHA - Outboard Motor	221	SL 780	POLARIS - Personal Watercraft	185
RA1100 WaveRaider 1100	YAMAHA - Personal Watercraft	224	SL 900	POLARIS - Personal Watercraft	185
RA700 WaveRaider	YAMAHA - Personal Watercraft	224	SLH	POLARIS - Personal Watercraft	185
RA760 WaveRaider 760	YAMAHA - Personal Watercraft	224	SLT 700	POLARIS - Personal Watercraft	185
RC100. D	RENAULT - Marine Engine	39	SLT 750	POLARIS - Personal Watercraft	185
RC105D	RENAULT - Marine Engine	39	SLT 780	POLARIS - Personal Watercraft	185
RC106D, DS	RENAULT - Marine Engine	39	SLTH	POLARIS - Personal Watercraft	185
RC120D	RENAULT - Marine Engine	39	SLTX	POLARIS - Personal Watercraft	185
RC140D	RENAULT - Marine Engine	39	SLX	POLARIS - Personal Watercraft	185
RC145DTS	RENAULT - Marine Engine	39	SLX 780	POLARIS - Personal Watercraft	185
RC160DS	RENAULT - Marine Engine	39	SLX Pro 785	POLARIS - Personal Watercraft	185
RC180D	RENAULT - Marine Engine	39	SLXH	POLARIS - Personal Watercraft	185
RC18D	RENAULT - Marine Engine	39	SP	SEA-DOO - Personal Watercraft	189
RC210DT, DTS	RENAULT - Marine Engine	39	Speedster	SEA-DOO - Sportboat	189
RC215DV, DTS	RENAULT - Marine Engine	39	Speedster 150	SEA-DOO - Sportboat	190
RC240DTS	RENAULT - Marine Engine	39	Speedster 200	SEA-DOO - Sportboat	190
	RENAULT COUACH - Marine Engine	185, 185	Speedster Wake	SEA-DOO - Sportboat	190
RC25	RENAULT - Marine Engine	39	SPI	SEA-DOO - Personal Watercraft	189
RC25D	RENAULT - Marine Engine	39	Sportster	SEA-DOO - Sportboat	190
RC285DV	RENAULT - Marine Engine	39	SPX	SEA-DOO - Personal Watercraft	189
RC320D	RENAULT - Marine Engine	39	SRT1000	YAMAHA - Sportboat	225
RC355DV	RENAULT - Marine Engine	39, 40	SRT1100	YAMAHA - Sportboat	225

MODEL INDEX

Model	Make	Page	Model	Make	Page
Super Sabre	UNIVERSAL - Marine Engine.....	197, 198	TMD70A	VOLVO PENTA - Marine Engine.....	60
SV1200 WaveRunner SUV1200	YAMAHA - Personal Watercraft	224	TMD70B,C	VOLVO PENTA - Marine Engine.....	60
SX150TLR	YAMAHA - Outboard Motor.....	221	TS1000L	ARCTIC CAT - Personal Watercraft	68
SX150TXR	YAMAHA - Outboard Motor.....	222	TS1000R	ARCTIC CAT - Personal Watercraft	68
SX200TLR	YAMAHA - Outboard Motor.....	222	TS1100Li.....	ARCTIC CAT - Personal Watercraft	68
SX200TXR	YAMAHA - Outboard Motor.....	222	TS1100R	ARCTIC CAT - Personal Watercraft	68
SX225TR	YAMAHA - Outboard Motor.....	222	TS640	ARCTIC CAT - Personal Watercraft	68
SX225TUR	YAMAHA - Outboard Motor.....	222	TS770	ARCTIC CAT - Personal Watercraft	68
SX225TXR	YAMAHA - Outboard Motor.....	222	TS770L	ARCTIC CAT - Personal Watercraft	68
SX250TR	YAMAHA - Outboard Motor.....	222	TS770R	ARCTIC CAT - Personal Watercraft	68
SX250TUR	YAMAHA - Outboard Motor.....	222	TS900L	ARCTIC CAT - Personal Watercraft	68
SX250TXR	YAMAHA - Outboard Motor.....	222	TV8-540.....	PERKINS - Marine Engine	183
T25TLR	YAMAHA - Outboard Motor.....	222	UJH2E.....	YANMAR - Marine Engine	65, 230
T50TLR	YAMAHA - Outboard Motor.....	222, 241	Utopia.....	SEA-DOO - Sportboat	190
T60TLR	YAMAHA - Outboard Motor.....	241	V Series.....	CUMMINS MARINE ENGINES - Marine Engine..	7
T9.9ELH	YAMAHA - Outboard Motor.....	222	V-115 (DFI).....	MARINER - Marine Engine.....	16
T9.9ELR	YAMAHA - Outboard Motor.....	222	V12 / 570	BPM - Marine Engine	1
T9.9EXH	YAMAHA - Outboard Motor.....	222	V12 / 620S	BPM - Marine Engine	1
T9.9EXR	YAMAHA - Outboard Motor.....	222	V-135 (DFI).....	MARINER - Marine Engine.....	16
T9.9MLH	YAMAHA - Outboard Motor.....	222	V-150 (DFI).....	MARINER - Marine Engine.....	16
T9.9MXH	YAMAHA - Outboard Motor.....	222	V150TLR.....	YAMAHA - Outboard Motor.....	222, 241
TAMD102A,D.....	VOLVO PENTA - Marine Engine	56	V-175 (DFI).....	MARINER - Marine Engine.....	16
TAMD103A.....	VOLVO PENTA - Marine Engine	56	V175TLR.....	YAMAHA - Outboard Motor.....	222, 241
TAMD120.....	VOLVO PENTA - Marine Engine	56	V200TLR.....	YAMAHA - Outboard Motor.....	222, 241
TAMD120A,B.....	VOLVO PENTA - Marine Engine	56	V225TLR.....	YAMAHA - Outboard Motor.....	222, 242
TAMD121,C,D.....	VOLVO PENTA - Marine Engine	56	V6 EXCEL L	YAMAHA - Outboard Motor.....	223
TAMD122,A,C,D,P.....	VOLVO PENTA - Marine Engine	56	V6 EXCEL X	YAMAHA - Outboard Motor.....	223
TAMD162,A,B,C.....	VOLVO PENTA - Marine Engine	56	V6 SPECIAL.....	YAMAHA - Outboard Motor.....	223
TAMD163,A,P.....	VOLVO PENTA - Marine Engine	56	V903	CUMMINS MARINE ENGINES - Marine	
TAMD165A,C,P.....	VOLVO PENTA - Marine Engine	56	Engine		74
TAMD22P.....	VOLVO PENTA - Marine Engine	56	Various Models.....	ACADIA - Boat	1
TAMD30,A,B,C.....	VOLVO PENTA - Marine Engine	56, 207	BAUDOUIIN - Marine Engine.....		1, 1
TAMD31A,B,D,L,M,P,S,X.....	VOLVO PENTA - Marine Engine	57, 207	BMW - Marine Engine		1, 1, 69
TAMD40A,B,C.....	VOLVO PENTA - Marine Engine	57, 207	CATERPILLAR - Marine Engine		3, 4, 5
TAMD41A.....	VOLVO PENTA - Marine Engine	57, 207	CHRYSLER - Marine Engine		5, 5, 6, 72
TAMD41B,D,H,L,M,P.....	VOLVO PENTA - Marine Engine	57, 207	CRUSADER - Boat		6, 6, 7, 73, 74
TAMD42A,B,WJ.....	VOLVO PENTA - Marine Engine	57, 207	DAF - Marine Engine.....		7, 7
TAMD60,A,B,C.....	VOLVO PENTA - Marine Engine	57	DEUTZ - Marine Engine.....		74, 74, 75
TAMD61,A.....	VOLVO PENTA - Marine Engine	57	FARYMAN - Marine Engine		8, 9
TAMD62A.....	VOLVO PENTA - Marine Engine	57	FORD - Marine Engine		94, 94
TAMD63L,P.....	VOLVO PENTA - Marine Engine	57	GLENWOOD - Marine Engine.....		9, 9
TAMD70.....	VOLVO PENTA - Marine Engine	57	HARDIN - Stern Drive.....		9, 9, 10
TAMD70B,C,D.....	VOLVO PENTA - Marine Engine	57	INDMAR - Marine Engine.....		10, 10
TAMD70E.....	VOLVO PENTA - Marine Engine	57	JACUZZI JET - Stern Drive		10, 10
TAMD71,A,B.....	VOLVO PENTA - Marine Engine	58	LUCAS - Marine Engine.....		15, 15
TAMD72,A,P,WJ.....	VOLVO PENTA - Marine Engine	58	MANDO - Marine Engine		15, 15, 16
TAMD73P,WJ.....	VOLVO PENTA - Marine Engine	58	MARINE CONVERSION - Marine Engine ...		16, 16
TAMD74A,C,L,P.....	VOLVO PENTA - Marine Engine	58	MARINE POWER - Marine Engine		16, 16
TAMD75P.....	VOLVO PENTA - Marine Engine	58, 59	MEDALIST - Marine Engine.....		16, 16
TD203-3.....	DEUTZ DITER - Marine Engine.....	8	MOTOROLA - Marine Engine.....		36, 36
TD229-4.....	DEUTZ DITER - Marine Engine.....	8	PALMER - Marine Engine		183, 183
TD229-6.....	DEUTZ DITER - Marine Engine.....	8	PANTHER - Boat		38, 38
THAMD70,B,C.....	VOLVO PENTA - Marine Engine.....	59	PERKINS - Marine Engine		183, 183
Tigershark 640.....	ARCTIC CAT - Personal Watercraft	68	PLEASURECRAFT - Marine Engine		38, 38, 39
Tigershark 900.....	ARCTIC CAT - Personal Watercraft	68	POYAUD - Marine Engine		39, 39
TMD100.....	VOLVO PENTA - Marine Engine	59	REX - Marine Engine.....		40, 40
TMD100A.....	VOLVO PENTA - Marine Engine	59	SABB - Marine Engine.....		40, 40
TMD100B,C.....	VOLVO PENTA - Marine Engine	59	SABRE - Marine Engine		40, 40
TMD102A.....	VOLVO PENTA - Marine Engine	59	STEWART & STEVENSON - Marine Engine ...		40, 40
TMD120.....	VOLVO PENTA - Marine Engine	59			
TMD120A,B.....	VOLVO PENTA - Marine Engine	59	THERMO ELECTRON - Marine Engine ..		194, 194, 195
TMD121C.....	VOLVO PENTA - Marine Engine	59	VALEO - Marine Engine.....		40, 40
TMD122A.....	VOLVO PENTA - Marine Engine	59	WESTERBEKE - Marine Engine.....		60, 60
TMD22,A,P.....	VOLVO PENTA - Marine Engine.....	59	Virage.....	POLARIS - Personal Watercraft	185
TMD30A,B.....	VOLVO PENTA - Marine Engine	59, 207	Virage I.....	POLARIS - Personal Watercraft	185
TMD31A,B,D,L.....	VOLVO PENTA - Marine Engine	60, 207	Virage TX.....	POLARIS - Personal Watercraft	185
TMD40.....	VOLVO PENTA - Marine Engine	60	Virage TXI.....	POLARIS - Personal Watercraft	185
TMD40A,B,C.....	VOLVO PENTA - Marine Engine	60, 207	Vulcano 375.....	BPM - Marine Engine	1
TMD41A,B,D,L.....	VOLVO PENTA - Marine Engine.....	60, 207	Vulcano 450.....	BPM - Marine Engine	1
TMD50.....	VOLVO PENTA - Marine Engine.....	60	VX1100 WaveRunner 1100 Sport ..	YAMAHA - Personal Watercraft	224
TMD50A.....	VOLVO PENTA - Marine Engine.....	60			

MODEL INDEX

Model	Make	Page	Model	Make	Page
VX1100 WaveRunner VX	YAMAHA - Personal Watercraft	224	10SE	JOHNSON - Marine Engine	99
VX150TLR	YAMAHA - Outboard Motor	223	10TE	JOHNSON - Marine Engine	99
VX200TLR	YAMAHA - Outboard Motor	223, 242	10TEL	JOHNSON - Marine Engine	99
VX225TLR	YAMAHA - Outboard Motor	223, 242	110HP	MERCURY - Marine Engine	154
VX250TLR	YAMAHA - Outboard Motor	223	110ML	JOHNSON - Marine Engine	99
VZ150TLR	YAMAHA - Outboard Motor	223	110TL	JOHNSON - Marine Engine	99
VZ175TLR	YAMAHA - Outboard Motor	223	110TX	JOHNSON - Marine Engine	99
VZ200TLR	YAMAHA - Outboard Motor	223	112	GRAY - Marine Engine	94
W41G	WESTERBEKE - Marine Engine	208		TELEDYNE - Marine Engine	194, 194
W70G	WESTERBEKE - Marine Engine	208	112TSL	JOHNSON - Marine Engine	99
Wave Runner	POLARIS - Personal Watercraft	185	112TSX	JOHNSON - Marine Engine	99
WB700 WaveBlaster	YAMAHA - Personal Watercraft	224	115 (Older Models)	JOHNSON - Marine Engine	99
WB760 WaveBlaster 760	YAMAHA - Personal Watercraft	224	115CXL Optimax Saltwater	MERCURY - Marine Engine	32
WJ500 WaveJammer	YAMAHA - Personal Watercraft	224	115EL	JOHNSON - Marine Engine	99
WO4CTA	HINO - Marine Engine	94		MARINER - Marine Engine	120, 120
WO4CTI	HINO - Marine Engine	94		MERCURY - Marine Engine	153, 154
WO6DTA	HINO - Marine Engine	95	115ELPT	MARINER - Marine Engine	120
WO6DTI	HINO - Marine Engine	95		MERCURY - Marine Engine	153, 154
WR500 WaveRunner	YAMAHA - Personal Watercraft	224	115ELPT EFI 4-Stroke	MERCURY - Marine Engine	154
WR650 WaveRunner LX	YAMAHA - Personal Watercraft	224	115ELPT EFI Saltwater 4-Stroke	MERCURY - Marine Engine	154
WRA650 WaveRunner III	YAMAHA - Personal Watercraft	224	115ELPT Optimax	MERCURY - Marine Engine	32, 154
WRA700 WaveRunner III 700	YAMAHA - Personal Watercraft	224	115ELPT Saltwater Optimax	MERCURY - Marine Engine	32, 154
WRA700 WaveRunner III GP	YAMAHA - Personal Watercraft	224	115ELPTO	MARINER - Marine Engine	120
WRB650 WaveRunner VXR	YAMAHA - Personal Watercraft	225		MERCURY - Marine Engine	153, 154
WRB700 WaveRunner Pro VXR	YAMAHA - Personal Watercraft	225	115ELPTO Coastal	MARINER - Marine Engine	120
WVT1100 WaveVenture 1100	YAMAHA - Personal Watercraft	225		MERCURY - Marine Engine	153, 154
WVT700 WaveVenture 700	YAMAHA - Personal Watercraft	225	115ELPTO Jet 80	MARINER - Marine Engine	120
WVT760 WaveVenture 760	YAMAHA - Personal Watercraft	225		MERCURY - Marine Engine	153, 154
XL1200 WaveRunner XL1200	YAMAHA - Personal Watercraft	225	115ELPTO Saltwater	MARINER - Marine Engine	120
XL700 WaveRunner XL700	YAMAHA - Personal Watercraft	225		MERCURY - Marine Engine	153, 154
XL700A WaveVenture XL700	YAMAHA - Personal Watercraft	225	115ETL	YAMAHA - Outboard Motor	208
XL760 WaveRunner XL760	YAMAHA - Personal Watercraft	225	115ETLJD	YAMAHA - Outboard Motor	208
XL800 Wave Runner	YAMAHA - Personal Watercraft	225	115ETX	YAMAHA - Outboard Motor	209
XLT1200 Wave Runner	YAMAHA - Personal Watercraft	225	115EXLPT	MARINER - Marine Engine	121
XLT800 Wave Runner	YAMAHA - Personal Watercraft	225		MERCURY - Marine Engine	153, 154
XP	SEA-DOO - Personal Watercraft	189	115EXLPT EFI 4-Stroke	MERCURY - Marine Engine	154
XP DI	SEA-DOO - Personal Watercraft	189	115EXLPT EFI Saltwater 4-Stroke	MERCURY - Marine Engine	154
XRT1200	YAMAHA - Sportboat	225	115EXLPT Optimax	MERCURY - Marine Engine	32, 154
Y-5M	YANMAR - Marine Engine	65	115EXLPT Saltwater Optimax	MERCURY - Marine Engine	32, 154
Z150TLR	YAMAHA - Outboard Motor	223	115EXLPTO	MARINER - Marine Engine	121
Z150TR	YAMAHA - Outboard Motor	223		MERCURY - Marine Engine	153, 154, 155
Z150TXR	YAMAHA - Outboard Motor	223	115EXLPTO Saltwater	MERCURY - Marine Engine	155
Z175TXR	YAMAHA - Outboard Motor	223	115FS	JOHNSON - Marine Engine	99
Z200TLR	YAMAHA - Outboard Motor	223	115FT	JOHNSON - Marine Engine	99
Z200TR	YAMAHA - Outboard Motor	223	115GL	JOHNSON - Marine Engine	100
Z200TXR	YAMAHA - Outboard Motor	223	115HP	MERCURY - Marine Engine	155
100 (Older Models)	JOHNSON - Marine Engine	98	115J Jet	JOHNSON - Marine Engine	100
100CTL	JOHNSON - Marine Engine	98	115L Optimax	MARINER - Marine Engine	121
100CWTX	JOHNSON - Marine Engine	98		MERCURY - Marine Engine	32, 32
100ELPTO	MARINER - Marine Engine	120	115L Optimax Saltwater	MARINER - Marine Engine	121
	MERCURY - Marine Engine	153, 153		MERCURY - Marine Engine	32, 32
100ELXLPTO	MARINER - Marine Engine	120	115ML	JOHNSON - Marine Engine	100
	MERCURY - Marine Engine	153, 153	115PL	JOHNSON - Marine Engine	100
100EXLHPTO	MARINER - Marine Engine	120	115PX	JOHNSON - Marine Engine	100
	MERCURY - Marine Engine	153, 153	115SL	JOHNSON - Marine Engine	100
100HP	MERCURY - Marine Engine	154	115SP	JOHNSON - Marine Engine	100
100ML	JOHNSON - Marine Engine	98	115SX	JOHNSON - Marine Engine	100
100STL	JOHNSON - Marine Engine	98	115TJR	YAMAHA - Outboard Motor	209, 236
100TRL	JOHNSON - Marine Engine	98	115TL	JOHNSON - Marine Engine	100
100TRX	JOHNSON - Marine Engine	98	115TLR	YAMAHA - Outboard Motor	209, 237
100WML	JOHNSON - Marine Engine	98	115TR	YAMAHA - Outboard Motor	209
100WP	JOHNSON - Marine Engine	98	115TSL	JOHNSON - Marine Engine	100
100WQ	JOHNSON - Marine Engine	98	115TSX	JOHNSON - Marine Engine	100
100WT	JOHNSON - Marine Engine	98	115TX	JOHNSON - Marine Engine	100
108B Six	WESTERBEKE - Marine Engine	208	115TXR	YAMAHA - Outboard Motor	209, 237
108C Six	WESTERBEKE - Marine Engine	208	115VL	JOHNSON - Marine Engine	100
10E	JOHNSON - Marine Engine	99	115VX	JOHNSON - Marine Engine	100
10EL	JOHNSON - Marine Engine	99	115WP	JOHNSON - Marine Engine	100
10FEX 4-Stroke	JOHNSON - Marine Engine	99	115XL Optimax Saltwater	MARINER - Marine Engine	121
10FREL 4-Stroke	JOHNSON - Marine Engine	99		MERCURY - Marine Engine	32, 32
10RE	JOHNSON - Marine Engine	99	12 HP	SEA BEE - Outboard Motor	186

MODEL INDEX

Model	Make	Page	Model	Make	Page
120 Sport Jet	MERCURY - Marine Engine	155	140TXL	JOHNSON - Marine Engine	102
1201	FORCE - Marine Engine	91	15 HP	SEA KING - Outboard Motor	187
1208	FORCE - Marine Engine	91	150 EFI	MERCURY - Marine Engine	32, 156
120ELPT	FORCE - Marine Engine	92	150 HP	U.S. - Marine Engine	196
120EXLPT	FORCE - Marine Engine	92	150 Magnum EFI	MARINER - Marine Engine	122
120LD9 L-DRIVE	FORCE - Marine Engine	92	150 Magnum II	MARINER - Marine Engine	122
120TL	JOHNSON - Marine Engine	100	150 Magnum III	MARINER - Marine Engine	122
120TX	JOHNSON - Marine Engine	100	150 (Older Models)	JOHNSON - Marine Engine	102
120XR Sport Jet	MERCURY - Marine Engine	155	1501	FORCE - Marine Engine	92
120XR2 Sport Jet	MERCURY - Marine Engine	155	1503	FORCE - Marine Engine	92
125 HP	U.S. - Marine Engine	196	1503 Rotax Engine, 4 Stroke	ROTAX MARINE - BRP - Marine Engine	185
125 (Older Models)	JOHNSON - Marine Engine	101	1508	FORCE - Marine Engine	92
1251	FORCE - Marine Engine	91	150CX	JOHNSON - Marine Engine	102
1253	FORCE - Marine Engine	91	150CXL	MARINER - Marine Engine	122
1254	FORCE - Marine Engine	91		MERCURY - Marine Engine	153, 156
1258	FORCE - Marine Engine	92	150CXL DFI / Optimax	MARINER - Marine Engine	122
125ELPTO	MARINER - Marine Engine	121	150CXL EFI	MARINER - Marine Engine	122
	MERCURY - Marine Engine	153, 155		MERCURY - Marine Engine	153, 156
125ELPTO Saltwater	MERCURY - Marine Engine	155	150CXL EFI Saltwater	MERCURY - Marine Engine	32, 156
125EXLPTO	MARINER - Marine Engine	121	150CXL Optimax	MERCURY - Marine Engine	32, 156
	MERCURY - Marine Engine	153, 155	150CXL Saltwater	MARINER - Marine Engine	122
125EXLPTO Saltwater	MERCURY - Marine Engine	155		MERCURY - Marine Engine	153, 156
125HP	MERCURY - Marine Engine	155	150CXL Verado 4-Stroke	MERCURY - Marine Engine	156
125LD9 L-DRIVE	FORCE - Marine Engine	92	150EL	JOHNSON - Marine Engine	102
12C Two	WESTERBEKE - Marine Engine	208		MERCURY - Marine Engine	153, 156
130CX	JOHNSON - Marine Engine	101	150ELPT	FORCE - Marine Engine	92
130ETL	YAMAHA - Outboard Motor	209		MARINER - Marine Engine	120, 122
130ETX	YAMAHA - Outboard Motor	209		MERCURY - Marine Engine	153, 156
130PL	JOHNSON - Marine Engine	101	150ELPTO	MARINER - Marine Engine	122
130PX	JOHNSON - Marine Engine	101		MERCURY - Marine Engine	153, 156
130TL	JOHNSON - Marine Engine	101	150ELPTO XR2	MERCURY - Marine Engine	156, 157
130TLR	YAMAHA - Outboard Motor	209, 237	150ELPTO XR4	MERCURY - Marine Engine	157
130TR	YAMAHA - Outboard Motor	209	150ELXPTO	MARINER - Marine Engine	122
130TX	JOHNSON - Marine Engine	101		MERCURY - Marine Engine	153, 157
130TXR	YAMAHA - Outboard Motor	209, 237	150ETL	YAMAHA - Outboard Motor	209
130VX	JOHNSON - Marine Engine	101	150ETX	YAMAHA - Outboard Motor	209
135 (Older Models)	JOHNSON - Marine Engine	101	150EX	JOHNSON - Marine Engine	102
135CXL	MARINER - Marine Engine	121	150EXLPT	FORCE - Marine Engine	92
	MERCURY - Marine Engine	153, 155		MARINER - Marine Engine	120, 122
135CXL DFI / Optimax	MARINER - Marine Engine	121		MERCURY - Marine Engine	153, 157
135CXL Optimax	MERCURY - Marine Engine	32, 155	150FCX	JOHNSON - Marine Engine	102
135CXL Verado 4-Stroke	MERCURY - Marine Engine	155	150FSL	JOHNSON - Marine Engine	102
135ELPTO	MARINER - Marine Engine	121	150FXS	JOHNSON - Marine Engine	102
135ELPTO Marathon	MERCURY - Marine Engine	155	150GL	JOHNSON - Marine Engine	102
135EXLPTO	MARINER - Marine Engine	121	150HP	MERCURY - Marine Engine	157
135EXLPTO Marathon	MERCURY - Marine Engine	155	150IC	JOHNSON - Marine Engine	102
135HP	MERCURY - Marine Engine	155	150IL	JOHNSON - Marine Engine	102
135L	MARINER - Marine Engine	121	150IX	JOHNSON - Marine Engine	102
	MERCURY - Marine Engine	153, 155	150J Jet	JOHNSON - Marine Engine	102
135L DFI / Optimax	MARINER - Marine Engine	121	150L	MARINER - Marine Engine	122
135L Optimax	MERCURY - Marine Engine	32, 155		MERCURY - Marine Engine	153, 157
135L Verado 4-Stroke	MERCURY - Marine Engine	156	150L DFI / Optimax	MARINER - Marine Engine	122
135PL	JOHNSON - Marine Engine	101	150L EFI	MARINER - Marine Engine	122
135VL	JOHNSON - Marine Engine	101		MERCURY - Marine Engine	32, 32, 157
135VX	JOHNSON - Marine Engine	101	150L EFI Saltwater	MERCURY - Marine Engine	32, 157
135XL	MARINER - Marine Engine	121	150L Jet 105	MARINER - Marine Engine	122
	MERCURY - Marine Engine	153, 156		MERCURY - Marine Engine	153, 157
135XL DFI / Optimax	MARINER - Marine Engine	121	150L Optimax	MERCURY - Marine Engine	32, 157
135XL Optimax	MERCURY - Marine Engine	32, 156	150L Pro Max	MERCURY - Marine Engine	157
135XL Verado 4-Stroke	MERCURY - Marine Engine	156	150L Verado 4-Stroke	MERCURY - Marine Engine	157
140 HP	U.S. - Marine Engine	196	150L XR6	MARINER - Marine Engine	122
140 (Older Models)	JOHNSON - Marine Engine	101		MERCURY - Marine Engine	153, 157
140CX	JOHNSON - Marine Engine	101	150ML	JOHNSON - Marine Engine	102
140EL	MERCURY - Marine Engine	156	150MX	JOHNSON - Marine Engine	102
140ELPT	MARINER - Marine Engine	121	150NX	JOHNSON - Marine Engine	102
	MERCURY - Marine Engine	153, 156	150PL	JOHNSON - Marine Engine	102
140ML	JOHNSON - Marine Engine	101	150PX	JOHNSON - Marine Engine	103
140TL	JOHNSON - Marine Engine	101	150SL	JOHNSON - Marine Engine	103
140TRL	JOHNSON - Marine Engine	101	150SP	JOHNSON - Marine Engine	103
140TRX	JOHNSON - Marine Engine	101	150SS Pro Max	MERCURY - Marine Engine	157
140TX	JOHNSON - Marine Engine	101, 102	150STL	JOHNSON - Marine Engine	103

MODEL INDEX

Model	Make	Page	Model	Make	Page
150TJR	YAMAHA - Outboard Motor	209, 237	175 (Older Models)	JOHNSON - Marine Engine	104
150TL	JOHNSON - Marine Engine	103	175CX	JOHNSON - Marine Engine	104
150TLR	YAMAHA - Outboard Motor	209, 237	175CXL	MARINER - Marine Engine	123
150TR	YAMAHA - Outboard Motor	209		MERCURY - Marine Engine	153, 158
150TRL	JOHNSON - Marine Engine	103	175CXL DFI	MARINER - Marine Engine	123
150TRX	JOHNSON - Marine Engine	103	175CXL EFI	MERCURY - Marine Engine	158
150TX	JOHNSON - Marine Engine	103	175CXL Optimax	MERCURY - Marine Engine	33, 159
150TXR	YAMAHA - Outboard Motor	209, 237	175ELPT	MARINER - Marine Engine	123, 124
150VC	JOHNSON - Marine Engine	103		MERCURY - Marine Engine	153, 159
150VL	JOHNSON - Marine Engine	103	175ELPTO	MARINER - Marine Engine	124
150VX	JOHNSON - Marine Engine	103		MERCURY - Marine Engine	153, 159
150WP	JOHNSON - Marine Engine	103	175ETL	YAMAHA - Outboard Motor	210
150WTL	JOHNSON - Marine Engine	103	175ETX	YAMAHA - Outboard Motor	210
150WTX	JOHNSON - Marine Engine	103	175EX	JOHNSON - Marine Engine	104
150XL	MARINER - Marine Engine	123	175EXLPT	MARINER - Marine Engine	124
	MERCURY - Marine Engine	153, 157		MERCURY - Marine Engine	153, 159
150XL DFI / Optimax	MARINER - Marine Engine	123	175EXLPTO	MARINER - Marine Engine	124
150XL EFI	MARINER - Marine Engine	123		MERCURY - Marine Engine	153, 159
	MERCURY - Marine Engine	32, 32, 157	175FC	JOHNSON - Marine Engine	104
150XL EFI Saltwater	MERCURY - Marine Engine	33, 157	175FS	JOHNSON - Marine Engine	104
150XL Optimax	MERCURY - Marine Engine	33, 157, 158	175FT	JOHNSON - Marine Engine	104
150XL Saltwater	MARINER - Marine Engine	123	175GL	JOHNSON - Marine Engine	104
	MERCURY - Marine Engine	153, 158	175L	MARINER - Marine Engine	124
150XL Verado 4-Stroke	MERCURY - Marine Engine	158		MERCURY - Marine Engine	153, 159
150XR6	MERCURY - Marine Engine	158	175L DIG Saltwater DFI	MARINER - Marine Engine	124
150XRI EFI	MERCURY - Marine Engine	158	175L EFI	MERCURY - Marine Engine	159
153	CRUSADER - Boat	72	175L Magnum EFI	MARINER - Marine Engine	124
1550D	JGM - Marine Engine	10	175L Optimax	MERCURY - Marine Engine	33, 159
155CTL	JOHNSON - Marine Engine	103	175L Pro XS Optimax	MERCURY - Marine Engine	33, 159
155CWTX	JOHNSON - Marine Engine	103	175L Verado 4-Stroke	MERCURY - Marine Engine	159
155WTL	JOHNSON - Marine Engine	103	175MX	JOHNSON - Marine Engine	104
155WTLM	JOHNSON - Marine Engine	103, 104	175NX	JOHNSON - Marine Engine	105
155WTLZ	JOHNSON - Marine Engine	104	175PL	JOHNSON - Marine Engine	105
155WTX	JOHNSON - Marine Engine	104	175PX	JOHNSON - Marine Engine	105
155WTXM	JOHNSON - Marine Engine	104	175SKI	MARINER - Marine Engine	124
155WTXZ	JOHNSON - Marine Engine	104	175SL	JOHNSON - Marine Engine	105
15A	FARYMAN - Marine Engine	90	175SP	JOHNSON - Marine Engine	105
15D	FARYMAN - Marine Engine	90	175STL	JOHNSON - Marine Engine	105
15E	JOHNSON - Marine Engine	104	175TL	JOHNSON - Marine Engine	105
15E 4-Stroke	MARINER - Marine Engine	123	175TLR	YAMAHA - Outboard Motor	210, 237
	MERCURY - Marine Engine	153, 158	175TR	YAMAHA - Outboard Motor	210
15EH	MARINER - Marine Engine	123	175TRL	JOHNSON - Marine Engine	105
	MERCURY - Marine Engine	153, 158	175TRX	JOHNSON - Marine Engine	105
15EH 4-Stroke	MARINER - Marine Engine	123	175TX	JOHNSON - Marine Engine	105
	MERCURY - Marine Engine	153, 158	175TXL	JOHNSON - Marine Engine	105
15EL	MARINER - Marine Engine	123	175TXR	YAMAHA - Outboard Motor	210, 237
	MERCURY - Marine Engine	153, 158	175VC	JOHNSON - Marine Engine	105
	YAMAHA - Outboard Motor	208, 209	175VL	JOHNSON - Marine Engine	105
15EL 4-Stroke	MARINER - Marine Engine	123	175VX	JOHNSON - Marine Engine	105
	MERCURY - Marine Engine	153, 158	175XL	MARINER - Marine Engine	124
15EL B/F 4-Stroke	MARINER - Marine Engine	123		MERCURY - Marine Engine	153, 159
	MERCURY - Marine Engine	153, 158	175XL DIG DFI	MARINER - Marine Engine	124
15ELH	MARINER - Marine Engine	123	175XL EFI	MARINER - Marine Engine	124
	MERCURY - Marine Engine	153, 158		MERCURY - Marine Engine	153, 159
	YAMAHA - Outboard Motor	208, 210	175XL Optimax	MERCURY - Marine Engine	33, 159
15ELH 4-Stroke	MARINER - Marine Engine	123	175XL Pro XS Optimax	MERCURY - Marine Engine	33, 159
	MERCURY - Marine Engine	153, 158	175XL Verado 4-Stroke	MERCURY - Marine Engine	159
15ES	YAMAHA - Outboard Motor	210	175XLI	MERCURY - Marine Engine	159
15ESH	YAMAHA - Outboard Motor	210	175XR2 Sport Jet	MERCURY - Marine Engine	160
15FR 4-Stroke	JOHNSON - Marine Engine	104	175XRI EFI	MERCURY - Marine Engine	160
15L	YAMAHA - Outboard Motor	210	1800D	JGM - Marine Engine	10
15MLH	YAMAHA - Outboard Motor	210	185	CRUSADER - Boat	72
15MSH	YAMAHA - Outboard Motor	210	185E	JOHNSON - Marine Engine	105
15RE	JOHNSON - Marine Engine	104	185TL	JOHNSON - Marine Engine	105
15S	YAMAHA - Outboard Motor	210	185TX	JOHNSON - Marine Engine	106
15TE	JOHNSON - Marine Engine	104	18A	FARYMAN - Marine Engine	90
15TEL	JOHNSON - Marine Engine	104	18C	FARYMAN - Marine Engine	90
1600	FORD CASTOLDI - Marine Engine	9	18D	FARYMAN - Marine Engine	90
162	GRAY - Marine Engine	94	18E	MERCURY - Marine Engine	160
	TELEDYNE - Marine Engine	194, 194	18EL	MERCURY - Marine Engine	160
170	CRUSADER - Boat	72	1GM	YANMAR - Marine Engine	60, 226

MODEL INDEX

Model	Make	Page	Model	Make	Page
1GM10	YANMAR - Marine Engine	60, 226	200XL	MARINER - Marine Engine	125
1GM10C	YANMAR - Marine Engine	60, 226		MERCURY - Marine Engine	153, 161
1GM10L	YANMAR - Marine Engine	61	200XL DFI / Optimax	MARINER - Marine Engine	125
1GML	YANMAR - Marine Engine	61	200XL DTS Optimax	MERCURY - Marine Engine	33, 161
1GMY	YANMAR - Marine Engine	61	200XL EFI	MARINER - Marine Engine	125, 126
20 (Older Models)	JOHNSON - Marine Engine	106		MERCURY - Marine Engine	32, 33, 161
200	CRUSADER - Boat	72	200XL Optimax	MERCURY - Marine Engine	33, 161
200 (DFI)	MARINER - Marine Engine	16	200XL Saltwater DFI	MARINER - Marine Engine	126
200 (Older Models)	JOHNSON - Marine Engine	106	200XL Verado 4-Stroke	MERCURY - Marine Engine	161
200 Optimax Jet Drive	MERCURY - Marine Engine	160	200XRI EFI	MARINER - Marine Engine	126
2001	VOLVO PENTA - Marine Engine	41, 198		MERCURY - Marine Engine	153, 161
2002	VOLVO PENTA - Marine Engine	41, 198	200XS CS Optimax Racing	MERCURY - Marine Engine	33, 161
2002T	VOLVO PENTA - Marine Engine	198	200XS Optimax Racing	MERCURY - Marine Engine	34, 161
2003R,S,S Turbo,V	VOLVO PENTA - Marine Engine	198	200XS SS Optimax Racing	MERCURY - Marine Engine	34, 161
2003,T	VOLVO PENTA - Marine Engine	41, 198	200XSL Optimax Racing	MERCURY - Marine Engine	34, 161
200CX	JOHNSON - Marine Engine	106	200XXL DFI / Optimax	MARINER - Marine Engine	126
200CXL	MARINER - Marine Engine	124	200XXL Optimax	MERCURY - Marine Engine	34, 162
	MERCURY - Marine Engine	153, 160	20B Two	WESTERBEKE - Marine Engine	208
200CXL DFI / Optimax	MARINER - Marine Engine	124	20E	JOHNSON - Marine Engine	107
200CXL DTS Optimax	MERCURY - Marine Engine	33, 160		MARINER - Marine Engine	120, 126
200CXL EFI	MARINER - Marine Engine	124, 125		MERCURY - Marine Engine	153, 162
	MERCURY - Marine Engine	32, 33, 160	20EH	MARINER - Marine Engine	126
200CXL Optimax	MERCURY - Marine Engine	33, 160		MERCURY - Marine Engine	153, 162
200CXL Saltwater DFI	MARINER - Marine Engine	125	20EL	MARINER - Marine Engine	126
200CXL Verado 4-Stroke	MERCURY - Marine Engine	160		MERCURY - Marine Engine	153, 162
200CXXL DFI / Optimax	MARINER - Marine Engine	125	2.0L Racing	MERCURY - Marine Engine	160
200CXXL Optimax	MERCURY - Marine Engine	33, 160	210 M2 Jet Drive	MERCURY - Marine Engine	162
200CXXL Saltwater DFI	MARINER - Marine Engine	125	220EFIELPTO Magnum	MARINER - Marine Engine	126
200CZ	JOHNSON - Marine Engine	106	220EFIELXPTO Magnum	MARINER - Marine Engine	126
200ELPT	MARINER - Marine Engine	125	220ELPTO Laser XRI	MERCURY - Marine Engine	162
	MERCURY - Marine Engine	153, 160	220EXLPTO Laser XRI	MERCURY - Marine Engine	162
200ELPTO	MARINER - Marine Engine	125	225	CHRIS CRAFT - Boat	72
	MERCURY - Marine Engine	153, 160		CRUSADER - Boat	72, 72
200ELPTO XRI	MERCURY - Marine Engine	160	225 (Carb)	MARINER - Marine Engine	16
200ETL	YAMAHA - Outboard Motor	210	225 (DFI)	MARINER - Marine Engine	16
200ETLJD	YAMAHA - Outboard Motor	210	225 (EFI)	MARINER - Marine Engine	16
200ETX	YAMAHA - Outboard Motor	210	225 (Older Models)	JOHNSON - Marine Engine	107
200EXLPT	MARINER - Marine Engine	125	225 Pro XS Optimax	MERCURY - Marine Engine	34, 162
	MERCURY - Marine Engine	153, 160	225 SEA PRO (Carb)	MARINER - Marine Engine	16
200EXLPTO	MARINER - Marine Engine	125	225CL	JOHNSON - Marine Engine	107
	MERCURY - Marine Engine	153, 161	225CL Promax Racing	MERCURY - Marine Engine	162
200L	MARINER - Marine Engine	125	225CS Promax Racing	MERCURY - Marine Engine	162
	MERCURY - Marine Engine	153, 161	225CX	JOHNSON - Marine Engine	107
200L DFI / Optimax	MARINER - Marine Engine	125	225CXL	MARINER - Marine Engine	126
200L DTS Optimax	MERCURY - Marine Engine	33, 161		MERCURY - Marine Engine	32, 34, 162
200L EFI	MERCURY - Marine Engine	33, 161	225CXL DFI / Optimax	MARINER - Marine Engine	126
200L Jet 140	MARINER - Marine Engine	125	225CXL DTS Optimax	MERCURY - Marine Engine	34, 162
	MERCURY - Marine Engine	153, 161	225CXL EFI	MARINER - Marine Engine	126
200L Magnum EFI	MARINER - Marine Engine	125		MERCURY - Marine Engine	32, 34, 162
200L Optimax	MERCURY - Marine Engine	33, 161	225CXL Marathon	MARINER - Marine Engine	126
200L Promax Racing	MERCURY - Marine Engine	161	225CXL Optimax	MERCURY - Marine Engine	34, 162
200L Verado 4-Stroke	MERCURY - Marine Engine	161	225CXL Seapro	MERCURY - Marine Engine	34, 162
200PL	JOHNSON - Marine Engine	106	225CXL Verado 4-Stroke	MERCURY - Marine Engine	162
200PX	JOHNSON - Marine Engine	106	225CXXL	MARINER - Marine Engine	126
200SCL	JOHNSON - Marine Engine	106		MERCURY - Marine Engine	32, 34, 162
200SL	JOHNSON - Marine Engine	106	225CXXL DFI / Optimax	MARINER - Marine Engine	126
200SS Promax Racing	MERCURY - Marine Engine	161	225CXXL DTS Optimax	MERCURY - Marine Engine	34, 162
200STL	JOHNSON - Marine Engine	106	225CXXL EFI	MARINER - Marine Engine	126
200TJR	YAMAHA - Outboard Motor	210		MERCURY - Marine Engine	32, 34, 162
200TL	JOHNSON - Marine Engine	106	225CXXL Optimax	MERCURY - Marine Engine	34, 163
200TLR	YAMAHA - Outboard Motor	210, 237	225CXXL Verado 4-Stroke	MERCURY - Marine Engine	163
200TRL	JOHNSON - Marine Engine	106	225CZ	JOHNSON - Marine Engine	107
200TRX	JOHNSON - Marine Engine	106	225ELPT	MERCURY - Marine Engine	163
200TX	JOHNSON - Marine Engine	106	225ETL	YAMAHA - Outboard Motor	210
200TXL	JOHNSON - Marine Engine	106	225ETX	YAMAHA - Outboard Motor	211
200TXR	YAMAHA - Outboard Motor	210	225EXLPT	MERCURY - Marine Engine	163
200TZ	JOHNSON - Marine Engine	107	225HGL	JOHNSON - Marine Engine	107
200VCX	JOHNSON - Marine Engine	107	225HPL	JOHNSON - Marine Engine	107
200VL	JOHNSON - Marine Engine	107	225L	MARINER - Marine Engine	126
200VX	JOHNSON - Marine Engine	107		MERCURY - Marine Engine	32, 34, 163
200WPX	JOHNSON - Marine Engine	107	225L DFI / Optimax	MARINER - Marine Engine	126

MODEL INDEX

Model	Make	Page	Model	Make	Page
225L DTS Optimax	MERCURY - Marine Engine	34, 163	250CXL EFI	MARINER - Marine Engine	127
225L EFI	MARINER - Marine Engine	127		MERCURY - Marine Engine	32, 35, 164
	MERCURY - Marine Engine	32, 34, 163	250CXL Saltwater EFI	MARINER - Marine Engine	127
225L Magnum EFI	MARINER - Marine Engine	127	250CXL Verado 4-Stroke	MERCURY - Marine Engine	164
225L Optimax	MERCURY - Marine Engine	34, 163	250CXXL EFI	MARINER - Marine Engine	127
225L Promax Racing	MERCURY - Marine Engine	163		MERCURY - Marine Engine	32, 35, 164
225L Verado 4-Stroke	MERCURY - Marine Engine	163	250CXXL EFI Saltwater	MARINER - Marine Engine	127
225PL	JOHNSON - Marine Engine	107	250CXXL Verado 4-Stroke	MERCURY - Marine Engine	164
225PTL	JOHNSON - Marine Engine	107	250CZ	JOHNSON - Marine Engine	109
225PTX	JOHNSON - Marine Engine	107	250ETX	YAMAHA - Outboard Motor	211, 237
225PX	JOHNSON - Marine Engine	108	250L Verado 4-Stroke	MERCURY - Marine Engine	164
225PZ	JOHNSON - Marine Engine	108	250PX	JOHNSON - Marine Engine	109
225SS Promax Racing	MERCURY - Marine Engine	163	250PZ	JOHNSON - Marine Engine	109
225STL	JOHNSON - Marine Engine	108	250TUR	YAMAHA - Outboard Motor	211, 237
225TL	JOHNSON - Marine Engine	108	250TX	JOHNSON - Marine Engine	109
225TLR	YAMAHA - Outboard Motor	211, 237	250TXR	YAMAHA - Outboard Motor	211, 237
225TUR	YAMAHA - Outboard Motor	211, 237	250TZ	JOHNSON - Marine Engine	109
225TX	JOHNSON - Marine Engine	108	250XL	MARINER - Marine Engine	127
225TXR	YAMAHA - Outboard Motor	211, 237		MERCURY - Marine Engine	153, 164
225TZ	JOHNSON - Marine Engine	108	250XL EFI	MARINER - Marine Engine	127
225VCX	JOHNSON - Marine Engine	108		MERCURY - Marine Engine	32, 35, 164
225VL	JOHNSON - Marine Engine	108	250XL EFI Saltwater	MARINER - Marine Engine	127
225VX	JOHNSON - Marine Engine	108	250XL Verado 4-Stroke	MERCURY - Marine Engine	164
225XL	MARINER - Marine Engine	127	250XS Racing	MERCURY - Marine Engine	35, 164
	MERCURY - Marine Engine	32, 35, 163	250XXL	MARINER - Marine Engine	127
225XL DFI / Optimax	MARINER - Marine Engine	127		MERCURY - Marine Engine	153, 164
225XL DTS Optimax	MERCURY - Marine Engine	35, 163	250XXL EFI	MARINER - Marine Engine	127
225XL EFI	MARINER - Marine Engine	127		MERCURY - Marine Engine	32, 35, 165
	MERCURY - Marine Engine	32, 35, 163	250XXL EFI Saltwater	MARINER - Marine Engine	128
225XL Marathon	MARINER - Marine Engine	127	250XXL Verado 4-Stroke	MERCURY - Marine Engine	165
225XL Optimax	MERCURY - Marine Engine	35, 163	251A - DOHC	VOLVO PENTA - Marine Engine	198
225XL Seapro	MERCURY - Marine Engine	163	256F	FORCE - Marine Engine	92
225XL Verado 4-Stroke	MERCURY - Marine Engine	163	257F	FORCE - Marine Engine	92
225XRI	MERCURY - Marine Engine	163	25E	JOHNSON - Marine Engine	109
225XS Sport Racing	MERCURY - Marine Engine	35, 163		MARINER - Marine Engine	120, 128
225XXL	MARINER - Marine Engine	127		MERCURY - Marine Engine	153, 165
	MERCURY - Marine Engine	32, 35, 164	25E B/F 4-Stroke	MARINER - Marine Engine	128
225XXL DFI / Optimax	MARINER - Marine Engine	127		MERCURY - Marine Engine	153, 165
225XXL DTS Optimax	MERCURY - Marine Engine	35, 164	25EH	MARINER - Marine Engine	128
225XXL EFI	MARINER - Marine Engine	127		MERCURY - Marine Engine	153, 165
	MERCURY - Marine Engine	32, 35, 164	25EH B/F 4-Stroke	MARINER - Marine Engine	128
225XXL Optimax	MERCURY - Marine Engine	35, 164		MERCURY - Marine Engine	153, 165
225XXL Verado 4-Stroke	MERCURY - Marine Engine	164	25EL	JOHNSON - Marine Engine	109
226	GRAY - Marine Engine	94		MARINER - Marine Engine	120, 128
	TELEDYNE - Marine Engine	194, 194	25EL B/F 4-Stroke	MARINER - Marine Engine	128
229	CRUSADER - Boat	72		MERCURY - Marine Engine	153, 165
230	CRUSADER - Boat	72	25ELH	MARINER - Marine Engine	128
231CI, 3.8L	PLEASURECRAFT - Marine Engine	183		MERCURY - Marine Engine	153, 165
232	GRAY - Marine Engine	94	25ELH B/F 4-Stroke	MARINER - Marine Engine	128
	TELEDYNE - Marine Engine	194, 194		MERCURY - Marine Engine	153, 165
235STL	JOHNSON - Marine Engine	108	25ELPT B/F 4-Stroke	MARINER - Marine Engine	128
235TL	JOHNSON - Marine Engine	108		MERCURY - Marine Engine	153, 165
235TRL	JOHNSON - Marine Engine	108	25ES	JOHNSON - Marine Engine	109
235TRX	JOHNSON - Marine Engine	108		YAMAHA - Outboard Motor	208, 211
235TX	JOHNSON - Marine Engine	108	25EV	JOHNSON - Marine Engine	109
235TXL	JOHNSON - Marine Engine	109	25GT	JOHNSON - Marine Engine	109
2.3L	OMC - Marine Engine	178	25KL	JOHNSON - Marine Engine	109
240 EFI Jet Drive	MERCURY - Marine Engine	164	2.5L	OMC - Marine Engine	178
240 M2 Jet Drive	MERCURY - Marine Engine	164	25L	YAMAHA - Outboard Motor	211
2401	FORD FENWICK - Marine Engine	9	2.5L Racing	MERCURY - Marine Engine	33, 160
2401E	FORD FORNAUT - Marine Engine	9	25MHZ	YAMAHA - Outboard Motor	211
2402	FORD FENWICK - Marine Engine	9	25MLH	YAMAHA - Outboard Motor	211
2402E	FORD FORNAUT - Marine Engine	9	25MSH	YAMAHA - Outboard Motor	211
2.4L Racing	MERCURY - Marine Engine	160	25PL3	JOHNSON - Marine Engine	109
25 HP	SEA BEE - Outboard Motor	187	25QL	JOHNSON - Marine Engine	109
	SEA KING - Outboard Motor	187, 187	25R3	JOHNSON - Marine Engine	110
25 (Older Models)	JOHNSON - Marine Engine	109	25RL3	JOHNSON - Marine Engine	110
250 (EFI)	MARINER - Marine Engine	16	25RM	JOHNSON - Marine Engine	110
250 Pro XS Optimax	MERCURY - Marine Engine	35, 164	25RV3	JOHNSON - Marine Engine	110
2500D	JGM - Marine Engine	10			
250CX	JOHNSON - Marine Engine	109			

MODEL INDEX

Model	Make	Page	Model	Make	Page
25RVL3	JOHNSON - Marine Engine	110	300PTL	JOHNSON - Marine Engine	111
25S	YAMAHA - Outboard Motor	211	300PX	JOHNSON - Marine Engine	111
25TE	JOHNSON - Marine Engine	110	300TL	JOHNSON - Marine Engine	111
25TEL	JOHNSON - Marine Engine	110	300X, XS Promax Racing	MERCURY - Marine Engine	36, 166
25TEL3	JOHNSON - Marine Engine	110	300XL Promax Racing	MERCURY - Marine Engine	36, 166
25TES	JOHNSON - Marine Engine	110	300XL Verado 4-Stroke	MERCURY - Marine Engine	166
25TK	JOHNSON - Marine Engine	110	300XXL Verado 4-Stroke	MERCURY - Marine Engine	166
25TVL3	JOHNSON - Marine Engine	110	302	WAUKESHA - Marine Engine	208
25VL3	JOHNSON - Marine Engine	110	302CI, 5.0L	PLEASURECRAFT - Marine Engine	183
262	CRUSADER - Boat	73	305	CRUSADER - Boat	6, 73
2713E	FORD FORNAUT - Marine Engine	9	305CI, 5.0L	PLEASURECRAFT - Marine Engine	38, 183
2714E	FORD FORNAUT - Marine Engine	9	307	CRUSADER - Boat	73
2715E	FORD FORNAUT - Marine Engine	9	30B Three	WESTERBEKE - Marine Engine	208
275CL	JOHNSON - Marine Engine	110	30E	JOHNSON - Marine Engine	111
275CX	JOHNSON - Marine Engine	110		MARINER - Marine Engine	120, 129
275CXL	MERCURY - Marine Engine	153, 165	30E 4-Stroke	MARINER - Marine Engine	129
275CXL Verado 4-Stroke	MERCURY - Marine Engine	165		MERCURY - Marine Engine	153, 166
275CXXL	MARINER - Marine Engine	128	30E EFI 4-Stroke	MERCURY - Marine Engine	167
	MERCURY - Marine Engine	153, 165	30EH	YAMAHA - Outboard Motor	211
275CXXL Verado 4-Stroke	MERCURY - Marine Engine	165	30EHO	MARINER - Marine Engine	129
275L	MARINER - Marine Engine	128		MERCURY - Marine Engine	153, 167
	MERCURY - Marine Engine	153, 165	30EL	JOHNSON - Marine Engine	111
275L Verado 4-Stroke	MERCURY - Marine Engine	166		MARINER - Marine Engine	120, 129
275PL	JOHNSON - Marine Engine	110		YAMAHA - Outboard Motor	208, 211
275PTL	JOHNSON - Marine Engine	110	30EL 4-Stroke	MARINER - Marine Engine	129
275PTX	JOHNSON - Marine Engine	110		MERCURY - Marine Engine	153, 167
275PX	JOHNSON - Marine Engine	110	30EL EFI 4-Stroke	MERCURY - Marine Engine	167
275TL	JOHNSON - Marine Engine	111	30ELH	YAMAHA - Outboard Motor	211
275TX	JOHNSON - Marine Engine	111	30ELH 4-Stroke	MARINER - Marine Engine	129
275XL	MARINER - Marine Engine	128		MERCURY - Marine Engine	153, 167
	MERCURY - Marine Engine	153, 166	30ELH EFI 4-Stroke	MERCURY - Marine Engine	167
275XL Verado 4-Stroke	MERCURY - Marine Engine	166	30ELHO	MARINER - Marine Engine	129
275XXL	MARINER - Marine Engine	128		MERCURY - Marine Engine	153, 167
	MERCURY - Marine Engine	153, 166	30ELHPT EFI 4-Stroke	MERCURY - Marine Engine	167
275XXL Verado 4-Stroke	MERCURY - Marine Engine	166	30ELO	MARINER - Marine Engine	129
28 (Older Models)	JOHNSON - Marine Engine	111		MERCURY - Marine Engine	153, 167
283	CHRIS CRAFT - Boat	72	30ELPT 4-Stroke	MARINER - Marine Engine	129
	CRUSADER - Boat	72, 73		MERCURY - Marine Engine	153, 167
287	GRAY - Marine Engine	94	30ELPT EFI 4-Stroke	MERCURY - Marine Engine	167
	TELEDYNE - Marine Engine	194, 194	30ELPTO	MARINER - Marine Engine	129
28ESL	JOHNSON - Marine Engine	111		MERCURY - Marine Engine	153, 167
29C	FARYMAN - Marine Engine	90	30ELR	YAMAHA - Outboard Motor	211
2G105	BUKH - Marine Engine	2	30EO	MARINER - Marine Engine	129
2GM	YANMAR - Marine Engine	61, 226		MERCURY - Marine Engine	153, 167
2GM20	YANMAR - Marine Engine	61, 226	30ER	YAMAHA - Outboard Motor	211
2GMF	YANMAR - Marine Engine	61, 226	30ES	JOHNSON - Marine Engine	111
2GMFL	YANMAR - Marine Engine	61		YAMAHA - Outboard Motor	208, 211, 212
2GMFY(E)-E	YANMAR - Marine Engine	61	30ESR	YAMAHA - Outboard Motor	212
2GML	YANMAR - Marine Engine	61	30EV	JOHNSON - Marine Engine	111
2GMYE-EC	YANMAR - Marine Engine	61	3.0GL	VOLVO PENTA - Marine Engine	41, 198
2GMZ	YANMAR - Marine Engine	61	3.0GLM	VOLVO PENTA - Marine Engine	41, 198
2L600 Kubota	ONAN ENGINE - Engines	180	3.0GLP	VOLVO PENTA - Marine Engine	41, 198
2QM	YANMAR - Marine Engine	226	3.0GS	VOLVO PENTA - Marine Engine	41, 198
2QM15	YANMAR - Marine Engine	61	3.0GSM	VOLVO PENTA - Marine Engine	41, 198
2QMH	YANMAR - Marine Engine	61	3.0GSP	VOLVO PENTA - Marine Engine	41, 198
2TD	YANMAR - Marine Engine	61	3.0L	OMC - Marine Engine	178
2TM	YANMAR - Marine Engine	61	30L	YAMAHA - Outboard Motor	212
3000,D	FORD CASTOLDI - Marine Engine	9	30MLH	YAMAHA - Outboard Motor	212
300CL	JOHNSON - Marine Engine	111	30MSH	YAMAHA - Outboard Motor	212
300CL Promax Racing	MERCURY - Marine Engine	35, 166	30S	YAMAHA - Outboard Motor	212
300CL Verado 4-Stroke	MERCURY - Marine Engine	166	30TE	JOHNSON - Marine Engine	111
300CX	JOHNSON - Marine Engine	111	30TEL	JOHNSON - Marine Engine	111
300CXL Promax Racing	MERCURY - Marine Engine	35, 166	3114	CATERPILLAR - Marine Engine	69
300CXL Verado 4-Stroke	MERCURY - Marine Engine	166	3116	CATERPILLAR - Marine Engine	69
300CXXL Verado 4-Stroke	MERCURY - Marine Engine	166	3145	CATERPILLAR - Marine Engine	3, 69
300ELPT	MERCURY - Marine Engine	166	3150	CATERPILLAR - Marine Engine	3, 69
300EXLPT	MERCURY - Marine Engine	166	3160	CATERPILLAR - Marine Engine	3, 69
300L Promax Racing	MERCURY - Marine Engine	35, 166	3176	CATERPILLAR - Marine Engine	3, 69
300L Verado 4-Stroke	MERCURY - Marine Engine	166	3208	CATERPILLAR - Marine Engine	3, 70
300PL	JOHNSON - Marine Engine	111	327	CRUSADER - Boat	73

MODEL INDEX

Model	Make	Page	Model	Make	Page
3304	CATERPILLAR - Marine Engine	3, 70	3QM	YANMAR - Marine Engine	227
3306	CATERPILLAR - Marine Engine	3, 70	3QM30	YANMAR - Marine Engine	227
3406	CATERPILLAR - Marine Engine	3, 70	3QM30F	YANMAR - Marine Engine	227
3408	CATERPILLAR - Marine Engine	3, 70	3QM30H	YANMAR - Marine Engine	227
3412	CATERPILLAR - Marine Engine	3, 4, 70	3TD	YANMAR - Marine Engine	62
348	CRUSADER - Boat	73	3TM	YANMAR - Marine Engine	62
3.4LELPT	MERCURY - Marine Engine	166	3TNE84	YANMAR - Marine Engine	62, 227
3.4LEXLPT	MERCURY - Marine Engine	166	3TNE88	YANMAR - Marine Engine	62, 227
35 HP	U.S. - Marine Engine	196	3YM20	YANMAR - Marine Engine	62
350	CRUSADER - Boat	6, 73	3YM30	YANMAR - Marine Engine	62
3500D	FORD CASTOLDI - Marine Engine	9	40 HP	SEA KING - Outboard Motor	187
3508	CATERPILLAR - Marine Engine	4, 70, 71	40 (Older Models)	JOHNSON - Marine Engine	112
350CI, 5.7L	PLEASURECRAFT - Marine Engine	38, 183	4039DFM	JOHN DEERE - Marine Engine	11, 96
351	WAUKESHA - Marine Engine	208	4045DFM50	JOHN DEERE - Marine Engine	11, 96
3512	CATERPILLAR - Marine Engine	4, 71	4045DFM70	JOHN DEERE - Marine Engine	11, 96
3516	CATERPILLAR - Marine Engine	4, 71	4045TFM	JOHN DEERE - Marine Engine	11, 12, 96
351CI, 5.8L	PLEASURECRAFT - Marine Engine	183	4045TFM50	JOHN DEERE - Marine Engine	12, 96
353F	FORCE - Marine Engine	92	4045TFM75	JOHN DEERE - Marine Engine	12, 97
356F	FORCE - Marine Engine	92	407F / 408F	FORCE - Marine Engine	92
357F	FORCE - Marine Engine	92	409	CRUSADER - Boat	73
358F	FORCE - Marine Engine	92	40E	JOHNSON - Marine Engine	112
35B Three	WESTERBEKE - Marine Engine	208		MARINER - Marine Engine	120, 129
35E	JOHNSON - Marine Engine	112		MERCURY - Marine Engine	153, 168
	MERCURY - Marine Engine	153, 167	40E 4-Stroke	MARINER - Marine Engine	130
35E3	JOHNSON - Marine Engine	98		MERCURY - Marine Engine	153, 168
35EH	MERCURY - Marine Engine	168	40E EFI 4-Stroke	MERCURY - Marine Engine	168
35EL	JOHNSON - Marine Engine	112	40EH	MERCURY - Marine Engine	168
	MERCURY - Marine Engine	153, 168	40EJR	YAMAHA - Outboard Motor	212, 237
35EL3	JOHNSON - Marine Engine	112	40EL	FORCE - Marine Engine	92
35ELH	MERCURY - Marine Engine	168		JOHNSON - Marine Engine	98, 113
35ELO	MERCURY - Marine Engine	168		MARINER - Marine Engine	120, 130
35ELPT	MERCURY - Marine Engine	168		MERCURY - Marine Engine	153, 168
35ELPTO	MERCURY - Marine Engine	168		YAMAHA - Outboard Motor	208, 212
35EO	MERCURY - Marine Engine	168	40EL 4-Stroke	MARINER - Marine Engine	130
35HP	MERCURY - Marine Engine	168		MERCURY - Marine Engine	153, 168
35KL	JOHNSON - Marine Engine	112	40EL EFI 4-Stroke	MERCURY - Marine Engine	168
35PL3	JOHNSON - Marine Engine	112	40ELH	MERCURY - Marine Engine	168
35QL	JOHNSON - Marine Engine	112	40ELH 4-Stroke	MARINER - Marine Engine	130
35R3	JOHNSON - Marine Engine	112		MERCURY - Marine Engine	153, 168
35RL3	JOHNSON - Marine Engine	112	40ELH EFI 4-Stroke	MERCURY - Marine Engine	169
35RV3	JOHNSON - Marine Engine	112	40ELHPT 4-Stroke	MARINER - Marine Engine	130
35RVL3	JOHNSON - Marine Engine	112		MERCURY - Marine Engine	153, 169
35TEL	JOHNSON - Marine Engine	112	40ELHPT EFI 4-Stroke	MERCURY - Marine Engine	169
35TEL3	JOHNSON - Marine Engine	112	40ELHPTO	MARINER - Marine Engine	130
35TKL	JOHNSON - Marine Engine	112		MERCURY - Marine Engine	153, 169
35TVL3	JOHNSON - Marine Engine	112	40ELHPTO Magnum	MARINER - Marine Engine	130
35VL3	JOHNSON - Marine Engine	112	40ELO	MARINER - Marine Engine	130
364	CRUSADER - Boat	6, 73		MERCURY - Marine Engine	153, 169
364CI, 6.0L	PLEASURECRAFT - Marine Engine	38, 183	40ELO Magnum	MARINER - Marine Engine	130
36A	FARYMAN - Marine Engine	8	40ELPT	FORCE - Marine Engine	93
3.8L	OMC - Marine Engine	178	40ELPT 4-Stroke	MARINER - Marine Engine	130
3D DI	SEA-DOO - Personal Watercraft	187		MERCURY - Marine Engine	153, 169
3G105	BUKH - Marine Engine	2	40ELPT B/F 4-Stroke	MARINER - Marine Engine	130
3GM	YANMAR - Marine Engine	61, 226		MERCURY - Marine Engine	153, 169
3GM30	YANMAR - Marine Engine	226	40ELPT EFI 4-Stroke	MERCURY - Marine Engine	169
3GMD	YANMAR - Marine Engine	61, 226	40ELPT EFI B/F 4-Stroke	MERCURY - Marine Engine	169
3GMF	YANMAR - Marine Engine	61, 226	40ELPTO	MARINER - Marine Engine	130, 131
3GMFY-E	YANMAR - Marine Engine	61		MERCURY - Marine Engine	153, 169
3GMLE	YANMAR - Marine Engine	62	40ELPTO Magnum	MARINER - Marine Engine	131
3HM	YANMAR - Marine Engine	62, 226	40ELR	YAMAHA - Outboard Motor	212, 237
3HM35	YANMAR - Marine Engine	226	40EO	MARINER - Marine Engine	131
3HMF	YANMAR - Marine Engine	62, 226		MERCURY - Marine Engine	153, 169, 170
3JH2	YANMAR - Marine Engine	62, 226	40EO Jet 30	MARINER - Marine Engine	131
3JH2BE	YANMAR - Marine Engine	62, 226		MERCURY - Marine Engine	153, 170
3JH2E	YANMAR - Marine Engine	62, 226	40EO Magnum	MARINER - Marine Engine	131
3JH3	YANMAR - Marine Engine	62, 226	40ES	YAMAHA - Outboard Motor	212
3JH3E	YANMAR - Marine Engine	62, 227	40ESR	YAMAHA - Outboard Motor	212, 237
3JH3E-YEU	YANMAR - Marine Engine	62, 227	40ETL	YAMAHA - Outboard Motor	212
3JH3Z	YANMAR - Marine Engine	62, 227	40HP	MERCURY - Marine Engine	170
3JH4E	YANMAR - Marine Engine	62	40JPL Jet (3cyl)	JOHNSON - Marine Engine	113
3LB1 Engine	ISUZU - Marine Engine	10	40L	YAMAHA - Outboard Motor	212

MODEL INDEX

Model	Make	Page	Model	Make	Page
40MH	YAMAHA - Outboard Motor	212	4JH3-TE	YANMAR - Marine Engine	63, 228
40MJH	YAMAHA - Outboard Motor	212, 238	4JH3-TE-YEU	YANMAR - Marine Engine	228
40MLH	YAMAHA - Outboard Motor	212, 238	4JH3ZA	YANMAR - Marine Engine	63, 228
40MSH	YAMAHA - Outboard Motor	212, 238	4JH-DTE	YANMAR - Marine Engine	228
40PL	JOHNSON - Marine Engine	113	4JHE	YANMAR - Marine Engine	63, 228
40PLR	YAMAHA - Outboard Motor	212, 238	4JH-HT	YANMAR - Marine Engine	63, 228
40R	JOHNSON - Marine Engine	113	4JH-HT-E	YANMAR - Marine Engine	228
40S	YAMAHA - Outboard Motor	213	4JH-HT-Z	YANMAR - Marine Engine	63, 228
40SJD	YAMAHA - Outboard Motor	213	4JH-T	YANMAR - Marine Engine	63, 228
40TE	JOHNSON - Marine Engine	113	4JH-TE	YANMAR - Marine Engine	63, 228
40TEL	JOHNSON - Marine Engine	113	4JH-TZ	YANMAR - Marine Engine	63, 229
40TL	JOHNSON - Marine Engine	113	4JHZ	YANMAR - Marine Engine	63, 229
40TLH	YAMAHA - Outboard Motor	213	4K105	BUKH - Marine Engine	2
40TLR	YAMAHA - Outboard Motor	213, 238	4L35 Engine	ISUZU - Marine Engine	10
40TPL	JOHNSON - Marine Engine	113	4L42 Engine	ISUZU - Marine Engine	10
40TTL	JOHNSON - Marine Engine	113	4L55 Engine	ISUZU - Marine Engine	10
4-108	PERKINS - Marine Engine	183	4LB1 Engine	ISUZU - Marine Engine	10
4150D	JGM - Marine Engine	10	4LC1 Engine	ISUZU - Marine Engine	10
4-154	PERKINS - Marine Engine	183	4LE1 Engine	ISUZU - Marine Engine	10
41A	FARYMAN - Marine Engine	8	4LHA-DTE	YANMAR - Marine Engine	64, 229
41E	FARYMAN - Marine Engine	8	4LHA-DTZ	YANMAR - Marine Engine	64, 229
4-236	PERKINS - Marine Engine	183	4LHA-HTE	YANMAR - Marine Engine	64, 229
427	CRUSADER - Boat	73	4LHA-HTZE	YANMAR - Marine Engine	64, 229
431A,B	VOLVO PENTA - Marine Engine	42, 199	4LHA-STE	YANMAR - Marine Engine	64, 229
432A,B	VOLVO PENTA - Marine Engine	42, 199	4LHA-STZE	YANMAR - Marine Engine	64, 229
434A,B	VOLVO PENTA - Marine Engine	42, 199	4LH-DTE	YANMAR - Marine Engine	64, 229
4.3Gi	VOLVO PENTA - Marine Engine	42, 198	4LH-HTE	YANMAR - Marine Engine	64, 229
4.3GL	VOLVO PENTA - Marine Engine	42, 198, 199	4LH-STE	YANMAR - Marine Engine	64, 229
4.3GS	VOLVO PENTA - Marine Engine	42, 199	4LH-TE	YANMAR - Marine Engine	64, 229
4.3GXl, Osi	VOLVO PENTA - Marine Engine	42, 199	4TD	YANMAR - Marine Engine	64
4.3L	OMC - Marine Engine	178, 179	4TM	YANMAR - Marine Engine	64
45 HP	U.S. - Marine Engine	196	4TNE84	YANMAR - Marine Engine	64, 229
454	BERKLEY JET - Marine Engine	69	4TNE88	YANMAR - Marine Engine	64, 229
	CRUSADER - Boat	72, 73	50 HP	U.S. - Marine Engine	196
454CI, 7.4L	PLEASURECRAFT - Marine Engine	183, 184	50 (Older Models)	JOHNSON - Marine Engine	113
455	BERKLEY JET - Marine Engine	69	500A,B	VOLVO PENTA - Marine Engine	44, 201
	HARDIN - Stern Drive	94, 94	501A,B	VOLVO PENTA - Marine Engine	44, 201
	JACUZZI JET - Stern Drive	95, 95	504	FORCE - Marine Engine	91
45ELHO	MARINER - Marine Engine	131	507	FORCE - Marine Engine	91
	MERCURY - Marine Engine	153, 170	508	FORCE - Marine Engine	91
45ELHPTO	MARINER - Marine Engine	131	50D (3cyl)	JOHNSON - Marine Engine	113
	MERCURY - Marine Engine	153, 170	50E	JOHNSON - Marine Engine	113
45ELO	MARINER - Marine Engine	131		MARINER - Marine Engine	120, 131
	MERCURY - Marine Engine	153, 170		MERCURY - Marine Engine	153, 170
45ELPTO	MARINER - Marine Engine	131	50EH	MERCURY - Marine Engine	170
	MERCURY - Marine Engine	153, 170	50EJR	YAMAHA - Outboard Motor	213, 238
460	WAUKESHA - Marine Engine	208	50EL	FORCE - Marine Engine	93
460CI, 7.5L	PLEASURECRAFT - Marine Engine	184		JOHNSON - Marine Engine	98, 114
464	WAUKESHA - Marine Engine	208		MARINER - Marine Engine	120, 131
48ESL	JOHNSON - Marine Engine	113		MERCURY - Marine Engine	153, 170
496	CRUSADER - Boat	6, 73		YAMAHA - Outboard Motor	208, 213
496CI, 8.1L	PLEASURECRAFT - Marine Engine	38, 184	50EL (3cyl)	JOHNSON - Marine Engine	114
4D254	LEHMAN - Marine Engine	15	50EL 4-Stroke	MARINER - Marine Engine	131
4GM	YANMAR - Marine Engine	62		MERCURY - Marine Engine	153, 170
4J.65 Engine	ISUZU - Marine Engine	10	50EL B/F 4-Stroke	MARINER - Marine Engine	131
4JG1 Engine	ISUZU - Marine Engine	10		MERCURY - Marine Engine	153, 170
4JH	YANMAR - Marine Engine	62, 227	50ELH	MARINER - Marine Engine	131
4JH2-CE	YANMAR - Marine Engine	62, 227		MERCURY - Marine Engine	153, 170
4JH2-DTE	YANMAR - Marine Engine	63, 227	50ELHPT 4-Stroke	MARINER - Marine Engine	132
4JH2-E	YANMAR - Marine Engine	63, 227		MERCURY - Marine Engine	153, 170
4JH2-HTE	YANMAR - Marine Engine	63, 227	50ELHPT EFI 4-Stroke	MERCURY - Marine Engine	170
4JH2L-HTNE	YANMAR - Marine Engine	63, 227	50ELHPTO	MARINER - Marine Engine	132
4JH2L-TNE	YANMAR - Marine Engine	63, 227		MERCURY - Marine Engine	153, 170
4JH2-TE	YANMAR - Marine Engine	63, 227	50ELO	MARINER - Marine Engine	132
4JH2-UTE	YANMAR - Marine Engine	63, 228		MERCURY - Marine Engine	153, 171
4JH3	YANMAR - Marine Engine	63, 228	50ELPT	FORCE - Marine Engine	93
4JH3-CE	YANMAR - Marine Engine	63, 228		MARINER - Marine Engine	120, 132
4JH3-DTE	YANMAR - Marine Engine	63, 228		MERCURY - Marine Engine	153, 171
4JH3E	YANMAR - Marine Engine	63, 228	50ELPT 4-Stroke	MARINER - Marine Engine	132
4JH3-HTE	YANMAR - Marine Engine	63, 228		MERCURY - Marine Engine	153, 171
4JH3-TCE	YANMAR - Marine Engine	63, 228	50ELPT B/F 4-Stroke	MARINER - Marine Engine	132

MODEL INDEX

Model	Make	Page	Model	Make	Page
	MERCURY - Marine Engine	153, 171	6081AFM75	JOHN DEERE - Marine Engine	14, 97
50ELPT B/F EFI 4-Stroke	MERCURY - Marine Engine	171	60E	MERCURY - Marine Engine	171
50ELPT EFI 4-Stroke	MARINER - Marine Engine	132	60E (2cyl)	JOHNSON - Marine Engine	114
	MERCURY - Marine Engine	153, 171	60EL	JOHNSON - Marine Engine	114
50ELPTO	MARINER - Marine Engine	132		MARINER - Marine Engine	120, 132
	MERCURY - Marine Engine	153, 171	60EL (2cyl)	JOHNSON - Marine Engine	114
50ELR	YAMAHA - Outboard Motor	213	60ELHPT 4-Stroke	MARINER - Marine Engine	132
50EO	MARINER - Marine Engine	132		MERCURY - Marine Engine	153, 171
	MERCURY - Marine Engine	153, 171	60ELHPT EFI 4-Stroke	MERCURY - Marine Engine	171
50ER	YAMAHA - Outboard Motor	213	60ELHPTO	MARINER - Marine Engine	132, 133
50ES	YAMAHA - Outboard Motor	213		MERCURY - Marine Engine	153, 172
50ESJD	YAMAHA - Outboard Motor	213	60ELO	MARINER - Marine Engine	133
50ESL	JOHNSON - Marine Engine	114		MERCURY - Marine Engine	153, 172
50ETL	YAMAHA - Outboard Motor	213	60ELPT	MARINER - Marine Engine	133
50ETML	YAMAHA - Outboard Motor	213, 238		MERCURY - Marine Engine	153, 172
5.0Fi	VOLVO PENTA - Marine Engine	42, 199	60ELPT 4-Stroke	MARINER - Marine Engine	133
5.0FL	VOLVO PENTA - Marine Engine	42, 199		MERCURY - Marine Engine	153, 172
5.0Gi	VOLVO PENTA - Marine Engine	42, 199	60ELPT B/F 4-Stroke	MARINER - Marine Engine	133
5.0GL	VOLVO PENTA - Marine Engine	42, 199, 200		MERCURY - Marine Engine	153, 172
5.0GXi, Osi	VOLVO PENTA - Marine Engine	42, 200	60ELPT B/F EFI 4-Stroke	MERCURY - Marine Engine	172
50HP	MERCURY - Marine Engine	171	60ELPT EFI 4-Stroke	MARINER - Marine Engine	133
50J Jet	JOHNSON - Marine Engine	114		MERCURY - Marine Engine	153, 172
5.0L	OMC - Marine Engine	179	60ELPTO	MARINER - Marine Engine	133
50PL	JOHNSON - Marine Engine	114		MERCURY - Marine Engine	153, 172
50TEL	JOHNSON - Marine Engine	114	60ELPTO Big Foot	MARINER - Marine Engine	133
50TH	YAMAHA - Outboard Motor	213		MERCURY - Marine Engine	153, 172
50TLE	JOHNSON - Marine Engine	114	60EO	MARINER - Marine Engine	133
50TLH	YAMAHA - Outboard Motor	213, 238		MERCURY - Marine Engine	153, 172
50TLR	YAMAHA - Outboard Motor	213	60EO Jet 45	MARINER - Marine Engine	133
50TSL	JOHNSON - Marine Engine	114		MERCURY - Marine Engine	153, 172
50TT (3cyl)	JOHNSON - Marine Engine	114	60EXLPT B/F EFI 4-Stroke	MERCURY - Marine Engine	172
5411	UNIVERSAL - Marine Engine	197	60PL	JOHNSON - Marine Engine	114
5421	UNIVERSAL - Marine Engine	197	60TL	JOHNSON - Marine Engine	114
5432 Atomic Four	UNIVERSAL - Marine Engine	197	60TL (2cyl)	JOHNSON - Marine Engine	115
5444	UNIVERSAL - Marine Engine	197	60TLR	YAMAHA - Outboard Motor	213, 238
55 HP	U.S. - Marine Engine	196	60TTL	JOHNSON - Marine Engine	115
55E	MARINER - Marine Engine	132	6125AFM01	JOHN DEERE - Marine Engine	14, 98
570	NANNI - Marine Engine	37	6125AFM75	JOHN DEERE - Marine Engine	14, 98
570A	VOLVO PENTA - Marine Engine	44, 201	6125SFM75	JOHN DEERE - Marine Engine	14, 98
570T	NANNI - Marine Engine	37	64A Four	WESTERBEKE - Marine Engine	208
572A,B	VOLVO PENTA - Marine Engine	44, 201	65 (Older Models)	JOHNSON - Marine Engine	115
5.7Gi	VOLVO PENTA - Marine Engine	43, 200	657 Rotax Engine, 2 Stroke	ROTAX MARINE - BRP - Marine Engine	186
5.7GiL	VOLVO PENTA - Marine Engine	43, 200	65CWML	JOHNSON - Marine Engine	115
5.7GL	VOLVO PENTA - Marine Engine	43, 200	65HP	MERCURY - Marine Engine	172, 173
5.7GLi	VOLVO PENTA - Marine Engine	43, 200	65RWL	JOHNSON - Marine Engine	115
5.7GS	VOLVO PENTA - Marine Engine	43, 200	65TEL	JOHNSON - Marine Engine	115
5.7GSi	VOLVO PENTA - Marine Engine	43, 200	65W	JOHNSON - Marine Engine	115
5.7GSiL	VOLVO PENTA - Marine Engine	43, 200	6BT, 5.9L	CUMMINS MARINE ENGINES - Marine Engine	74
5.7GXi	VOLVO PENTA - Marine Engine	43, 201		CUMMINS MERCUISER - Marine Engine	74
5.7GXiL	VOLVO PENTA - Marine Engine	43, 201	6BTA5.9-M	CUMMINS MERCUISER - Marine Engine	74
5.7L	OMC - Marine Engine	179, 180	6D363,TC	LEHMAN - Marine Engine	15
5.7OSi	VOLVO PENTA - Marine Engine	43, 201	6K105	BUKH - Marine Engine	2
5.7OSXi	VOLVO PENTA - Marine Engine	43, 44	6LP-DT	YANMAR - Marine Engine	64, 229
5.7OXi	VOLVO PENTA - Marine Engine	201	6LP-DTE	YANMAR - Marine Engine	64, 229
587 Rotax Engine, 2 Stroke	ROTAX MARINE - BRP - Marine Engine	185, 186	6LP-DTY	YANMAR - Marine Engine	229
5.8Fi	VOLVO PENTA - Marine Engine	44, 201	6LP-DTZE	YANMAR - Marine Engine	64, 229
5.8FL	VOLVO PENTA - Marine Engine	44, 201	6LP-DTZE1	YANMAR - Marine Engine	64, 230
5.8Fsi	VOLVO PENTA - Marine Engine	44, 201	6LP-DTZY	YANMAR - Marine Engine	64
5.8L	OMC - Marine Engine	180	6LP-ST	YANMAR - Marine Engine	64, 230
	VOLVO PENTA - Marine Engine	41, 44	6LP-STE	YANMAR - Marine Engine	64, 230
60 (Older Models)	JOHNSON - Marine Engine	114	6LP-STZE	YANMAR - Marine Engine	64, 230
6068DFM	JOHN DEERE - Marine Engine	12, 97	6LY2-STE	YANMAR - Marine Engine	65
6068SFM50	JOHN DEERE - Marine Engine	12, 97	6LYA-STE	YANMAR - Marine Engine	65
6068SFM75	JOHN DEERE - Marine Engine	13, 97	6LYA-UTE	YANMAR - Marine Engine	65
6068TFM	JOHN DEERE - Marine Engine	13, 97	6LYM-STE	YANMAR - Marine Engine	65
6068TFM50	JOHN DEERE - Marine Engine	13, 97	6LYM-UTE	YANMAR - Marine Engine	65
6068TFM75	JOHN DEERE - Marine Engine	13, 97	6LY-ST	YANMAR - Marine Engine	65
6068TFM76	JOHN DEERE - Marine Engine	13, 97	6LY-STE	YANMAR - Marine Engine	65
6076AFM	JOHN DEERE - Marine Engine	13, 14, 97	6LY-STM	YANMAR - Marine Engine	65
6076AFM30	JOHN DEERE - Marine Engine	14, 97	6LY-STZY	YANMAR - Marine Engine	65
6081AFM01	JOHN DEERE - Marine Engine	14, 97			

MODEL INDEX

Model	Make	Page	Model	Make	Page
6LY-UT	YANMAR - Marine Engine	65	80EL	MARINER - Marine Engine	134
6LY-UTE	YANMAR - Marine Engine	65		MERCURY - Marine Engine	153, 174
6LY-UTM	YANMAR - Marine Engine	65	80ELO	MERCURY - Marine Engine	174
6LY-UTZY	YANMAR - Marine Engine	65	80ELPT	MARINER - Marine Engine	134
70 HP	U.S. - Marine Engine	197		MERCURY - Marine Engine	153, 174
70 (Older Models)	JOHNSON - Marine Engine	115	80ELPTO	MERCURY - Marine Engine	174
706F	FORCE - Marine Engine	93	80HP	MERCURY - Marine Engine	174
708F	FORCE - Marine Engine	93	8141	AIFO - Marine Engine	67
70E	MARINER - Marine Engine	133	8.1Gi	VOLVO PENTA - Marine Engine	44, 202
	MERCURY - Marine Engine	153, 173	8.1GiL	VOLVO PENTA - Marine Engine	44, 45, 202
70EL	FORCE - Marine Engine	93	8.1GSi	VOLVO PENTA - Marine Engine	45, 202
	JOHNSON - Marine Engine	98, 115	8.1GSiL	VOLVO PENTA - Marine Engine	45, 202
	MARINER - Marine Engine	120, 133	8.1GXi	VOLVO PENTA - Marine Engine	45, 202
	MERCURY - Marine Engine	153, 173	8.1GXiL	VOLVO PENTA - Marine Engine	45, 202
70ELPT	FORCE - Marine Engine	93	8.1OSi	VOLVO PENTA - Marine Engine	45, 202, 203
	MARINER - Marine Engine	120, 133	82B Four	WESTERBEKE - Marine Engine	208
	MERCURY - Marine Engine	153, 173	8.2GL	VOLVO PENTA - Marine Engine	45, 203
70ELPTO	MERCURY - Marine Engine	173	8.2GSi	VOLVO PENTA - Marine Engine	45, 203
70ETL	YAMAHA - Outboard Motor	213, 238	8.2L	DETROIT DIESEL - Marine Engine	7
70HP	MERCURY - Marine Engine	173		OMC - Marine Engine	178, 180
70PL	JOHNSON - Marine Engine	115	8360	AIFO - Marine Engine	67
70TL	JOHNSON - Marine Engine	115	8361	AIFO - Marine Engine	67
70TLR	YAMAHA - Outboard Motor	213, 238	85 HP	U.S. - Marine Engine	197
70TRX	YAMAHA - Outboard Motor	213	85 (Older Models)	JOHNSON - Marine Engine	116
70TTL	JOHNSON - Marine Engine	115	853	FORCE - Marine Engine	91
70VL	JOHNSON - Marine Engine	115	854	FORCE - Marine Engine	91
717 Rotax Engine, 2 Stroke	ROTAX MARINE - BRP - Marine Engine	186	856	FORCE - Marine Engine	91
71A	FARYMAN - Marine Engine	8	858	FORCE - Marine Engine	91
71C Four	WESTERBEKE - Marine Engine	208	85HP	MERCURY - Marine Engine	174
740A,B	VOLVO PENTA - Marine Engine	44, 202	85LD9 L-DRIVE	FORCE - Marine Engine	93
7.4Gi	VOLVO PENTA - Marine Engine	44, 201, 202	85ML	JOHNSON - Marine Engine	116
7.4GL	VOLVO PENTA - Marine Engine	44, 202	85TL	JOHNSON - Marine Engine	116
7.4Gsi	VOLVO PENTA - Marine Engine	44, 202	85TTL	JOHNSON - Marine Engine	116
7.4L	OMC - Marine Engine	180	88MSL	JOHNSON - Marine Engine	116
75 (Older Models)	JOHNSON - Marine Engine	115	88TSL	JOHNSON - Marine Engine	116
75E	JOHNSON - Marine Engine	116	8HP	MARINER - Marine Engine	134
75EL	FORCE - Marine Engine	93		MERCURY - Marine Engine	153, 174
	MARINER - Marine Engine	120, 133	8HP Bodensee	MARINER - Marine Engine	134
	MERCURY - Marine Engine	153, 173		MERCURY - Marine Engine	153, 174
75ELH	MARINER - Marine Engine	133	90 (Older Models)	JOHNSON - Marine Engine	116
	MERCURY - Marine Engine	153, 173	90 Sport Jet	MERCURY - Marine Engine	175
75ELHPT 4-Stroke	MARINER - Marine Engine	134	903F	FORCE - Marine Engine	93
	MERCURY - Marine Engine	153, 173	906F	FORCE - Marine Engine	93
75ELHPTO	MARINER - Marine Engine	134	908F	FORCE - Marine Engine	93
	MERCURY - Marine Engine	153, 173	90A Four	WESTERBEKE - Marine Engine	208
75ELO	MARINER - Marine Engine	134	90EL	FORCE - Marine Engine	93
	MERCURY - Marine Engine	153, 173		JOHNSON - Marine Engine	98, 116
75ELPT	FORCE - Marine Engine	93		MARINER - Marine Engine	120, 135
	MARINER - Marine Engine	120, 134		MERCURY - Marine Engine	153, 175
	MERCURY - Marine Engine	153, 173	90ELHPT 4-Stroke	MARINER - Marine Engine	135
75ELPT 4-Stroke	MARINER - Marine Engine	134		MERCURY - Marine Engine	153, 175
	MERCURY - Marine Engine	153, 173	90ELHPTO	MARINER - Marine Engine	135
75ELPT EFI 4-Stroke	MERCURY - Marine Engine	173		MERCURY - Marine Engine	153, 175
75ELPT Optimax	MERCURY - Marine Engine	36, 173	90ELO	MARINER - Marine Engine	135
75ELPTO	MARINER - Marine Engine	134		MERCURY - Marine Engine	153, 175
	MERCURY - Marine Engine	153, 173	90ELPT	FORCE - Marine Engine	93
75ER	JOHNSON - Marine Engine	116		MARINER - Marine Engine	120, 135
75ERL	JOHNSON - Marine Engine	116		MERCURY - Marine Engine	153, 175
7.5L	OMC - Marine Engine	180	90ELPT 4-Stroke	MARINER - Marine Engine	135
75TL	JOHNSON - Marine Engine	116		MERCURY - Marine Engine	153, 175
75TRL	JOHNSON - Marine Engine	116	90ELPT Coastal 4-Stroke	MARINER - Marine Engine	135
787 RFI Rotax Engine, 2 Stroke	ROTAX MARINE - BRP - Marine Engine	186	90ELPT EFI 4-Stroke	MERCURY - Marine Engine	175
787 Rotax Engine, 2 Stroke	ROTAX MARINE - BRP - Marine Engine	186	90ELPT Optimax	MERCURY - Marine Engine	36, 175
8031	AIFO - Marine Engine	66	90ELPT Saltwater 4-Stroke	MERCURY - Marine Engine	175
8035	AIFO - Marine Engine	66	90ELPTO	MARINER - Marine Engine	135
8041	AIFO - Marine Engine	66		MERCURY - Marine Engine	153, 175
8045	AIFO - Marine Engine	66	90ELPTO Coastal	MARINER - Marine Engine	135
8060	AIFO - Marine Engine	66		MERCURY - Marine Engine	153, 175, 176
8061	AIFO - Marine Engine	66	90ELPTO Jet 65	MARINER - Marine Engine	135
8065	AIFO - Marine Engine	67		MERCURY - Marine Engine	153, 176
80E	MERCURY - Marine Engine	173	90ELPTO Saltwater	MERCURY - Marine Engine	176

MODEL INDEX

Model	Make	Page	Model	Make	Page
90ELXPT EFI 4-Stroke	MERCURY - Marine Engine	176			
90ETL	YAMAHA - Outboard Motor	214, 238			
90ETLJD	YAMAHA - Outboard Motor	214			
90ETX	YAMAHA - Outboard Motor	214			
90EX	JOHNSON - Marine Engine	116			
90EXLPT	FORCE - Marine Engine	94			
90EXLPT Optimax	MERCURY - Marine Engine	36, 176			
90EXLPT Saltwater 4-Stroke	MARINER - Marine Engine	135			
	MERCURY - Marine Engine	153, 176			
90EXLPTO Saltwater	MERCURY - Marine Engine	176			
90FS	JOHNSON - Marine Engine	116			
90FT	JOHNSON - Marine Engine	116			
90GL	JOHNSON - Marine Engine	116			
90HP	MERCURY - Marine Engine	176			
90J	JOHNSON - Marine Engine	117			
90LD9 L-DRIVE	FORCE - Marine Engine	94			
90ML	JOHNSON - Marine Engine	117			
90PL	JOHNSON - Marine Engine	117			
90PX	JOHNSON - Marine Engine	117			
90SL	JOHNSON - Marine Engine	117			
90TJR	YAMAHA - Outboard Motor	214, 238			
90TL	JOHNSON - Marine Engine	117			
90TLR	YAMAHA - Outboard Motor	214, 238			
90TSL	JOHNSON - Marine Engine	117			
90TX	JOHNSON - Marine Engine	117			
90TXL	JOHNSON - Marine Engine	117			
90VL	JOHNSON - Marine Engine	117			
91	GRAY - Marine Engine	94			
	TELEDYNE - Marine Engine	194, 194			
947 Rotax Engine, 2 Stroke	ROTAX MARINE - BRP - Marine Engine	186			
95A	FARYMAN - Marine Engine	8			
95HP	MERCURY - Marine Engine	176			
95W	FARYMAN - Marine Engine	8			
95XR Sport Jet	MERCURY - Marine Engine	176			
9.9E	MARINER - Marine Engine	134			
	MERCURY - Marine Engine	153, 174			
9.9EH	MARINER - Marine Engine	134			
	MERCURY - Marine Engine	153, 174			
9.9EH 4-Stroke	MERCURY - Marine Engine	174			
9.9EL	MARINER - Marine Engine	134			
	MERCURY - Marine Engine	153, 174			
9.9EL 4-Stroke	MARINER - Marine Engine	134			
	MERCURY - Marine Engine	153, 174			
9.9EL B/F 4-Stroke	MARINER - Marine Engine	134			
	MERCURY - Marine Engine	153, 174			
9.9ELH	YAMAHA - Outboard Motor	214			
9.9ELH 4-Stroke	MERCURY - Marine Engine	174			
9.9ELH B/F 4-Stroke	MARINER - Marine Engine	134			
	MERCURY - Marine Engine	153, 174			
9.9ELHPT B/F 4-Stroke	MERCURY - Marine Engine	174			
9.9ELPT B/F 4-Stroke	MERCURY - Marine Engine	174			
9.9ELR	YAMAHA - Outboard Motor	214			
9.9ELRC	MARINER - Marine Engine	135			
	MERCURY - Marine Engine	153, 175			
9.9ES	YAMAHA - Outboard Motor	214			
9.9ESH	YAMAHA - Outboard Motor	214			
9.9EXLH B/F Sail 4-Stroke	MERCURY - Marine Engine	175			
9.9EXLH Sail 4-Stroke	MARINER - Marine Engine	135			
9.9EXLHPT B/F 4-Stroke	MERCURY - Marine Engine	175			
9.9EXLPT B/F 4-Stroke	MERCURY - Marine Engine	175			
9.9L	YAMAHA - Outboard Motor	214			
9.9MLH	YAMAHA - Outboard Motor	214			
9.9MSH	YAMAHA - Outboard Motor	214			
9.9S	YAMAHA - Outboard Motor	214			

ALTERNATOR APPLICATIONS

ENGINE	YEAR	APPLICATION	Mfg	Amp	Volt	PART NUMBER
ACADIA - Boat						
Various Models						
Various	1971-68	DR Replace, 61 Amp / self excite	DR	61	12	8903N-61A
Various		DR Replace, 94 Amp / self excite	DR	94	12	8903N-94A
ALBIN - Boat						
AD-21						
Various	1979-69	Marelli System	BO	70	12	20819N
BAUDOIN - Marine Engine						
D106						
Diesel	1973-On	Motorola System	VA	45	24	12409N
Various Models						
Diesel	1973-On	Paris Rhone System	VA	30	24	12415N
Various	All	Motorola System	VA	45	24	12409N
BMW - Marine Engine						
Various Models						
B130	1987-78	Delco Conversion, 1 wire/ 61A	DR	61	12	8902N-61A
B130		Delco Conversion, 1 wire/ 94A	DR	94	12	8902N-94A
B130		Valeo System	VA	50	12	13068N
B190		Delco Conversion, 1 wire/ 61A	DR	61	12	8902N-61A
B190		Delco Conversion, 1 wire/ 94A	DR	94	12	8902N-94A
B190		Valeo System	VA	50	12	13068N
B220		Delco Conversion, 1 wire/ 61A	DR	61	12	8902N-61A
B220		Delco Conversion, 1 wire/ 94A	DR	94	12	8902N-94A
B220		Valeo System	VA	50	12	13068N
BPM - Marine Engine						
Arctic 157						
4.2L	1987-62	Bosch	BO	32	12	14949N
Arctic 181						
4.2L	1987-62	Bosch	BO	32	12	14949N
Ionic 144						
3.0L	1988-62	Bosch	BO	32	12	14949N
Oceanic 235						
5.7L	1987-63	Bosch	BO	32	12	14949N
Oceanic 265S						
5.7L	1992-63	Bosch	BO	32	12	14949N
V12 / 570						
12.0L	1992-72	Bosch	BO	32	12	14949N
V12 / 620S						
12.0L	1992-72	Bosch	BO	32	12	14949N
Vulcano 375						
8.0L	1992-68	Bosch	BO	32	12	14949N
Vulcano 450						
7.9L	1992-68	Bosch	BO	32	12	14949N

ALTERNATOR

ALTERNATOR APPLICATIONS

ALTERNATORS

ENGINE	YEAR	APPLICATION	Mfg	Amp	Volt	PART NUMBER
BUKH - Marine Engine						
2G105						
2.3L - 2251cc - Diesel	All	Delco Conversion, 1 wire/ 61A	DR	61	12	8902N-61A
2.3L - 2251cc - Diesel		Delco Conversion, 1 wire/ 94A	DR	94	12	8902N-94A
2.3L - 2251cc - Diesel		Valeo System (12V)	VA	50	12	13068N
3G105						
3.4L - 3381cc - Diesel	All	Delco Conversion, 1 wire/ 61A	DR	61	12	8902N-61A
3.4L - 3381cc - Diesel		Delco Conversion, 1 wire/ 94A	DR	94	12	8902N-94A
3.4L - 3381cc - Diesel		Valeo System (12V)	VA	50	12	13068N
4K105						
4.5L - 4500cc - Diesel	1975-On	Valeo System (12V)	VA	50	12	13068N
6K105						
6.8L - 6751cc - Diesel	1975-On	Valeo System (12V)	VA	50	12	13068N
DV10						
10HP - 2 Cyl. - Diesel	All	Valeo System (12V)	VA	50	12	13068N
DV10ME						
10HP - 2 Cyl. - Diesel	All	Valeo System (12V)	VA	50	12	13068N
DV10SME						
10HP - 2 Cyl. - Diesel	All	Valeo System (12V)	VA	50	12	13068N
DV20						
20HP - 2 Cyl. - Diesel	All	Delco Conversion, 1 wire/ 61A	DR	61	12	8902N-61A
20HP - 2 Cyl. - Diesel		Delco Conversion, 1 wire/ 94A	DR	94	12	8902N-94A
20HP - 2 Cyl. - Diesel		Paris Rhone System (24V)	VA	30	24	12415N
20HP - 2 Cyl. - Diesel		Valeo System (12V)	VA	50	12	13068N
DV20ME						
20HP - 2 Cyl. - Diesel	All	Valeo System (12V)	VA	50	12	13068N
DV20SME						
20HP - 2 Cyl. - Diesel	All	Valeo System (12V)	VA	50	12	13068N
DV36						
36HP - 3 Cyl. - Diesel	All	Paris Rhone System (24V)	VA	30	24	12415N
36HP - 3 Cyl. - Diesel		Valeo System (12V)	VA	50	12	13068N
DV36ME						
36HP - 3 Cyl. - Diesel	All	Delco Conversion, 1 wire/ 61A	DR	61	12	8902N-61A
36HP - 3 Cyl. - Diesel		Delco Conversion, 1 wire/ 94A	DR	94	12	8902N-94A
36HP - 3 Cyl. - Diesel		Paris Rhone System (24V)	VA	30	24	12415N
36HP - 3 Cyl. - Diesel		Valeo System (12V)	VA	50	12	13068N
DV36SME						
36HP - 3 Cyl. - Diesel	All	Delco Conversion, 1 wire/ 61A	DR	61	12	8902N-61A
36HP - 3 Cyl. - Diesel		Delco Conversion, 1 wire/ 94A	DR	94	12	8902N-94A
36HP - 3 Cyl. - Diesel		Paris Rhone System (24V)	VA	30	24	12415N
36HP - 3 Cyl. - Diesel		Valeo System (12V)	VA	50	12	13068N
DV48ME						
Diesels	All	Delco Conversion, 1 wire/ 61A	DR	61	12	8902N-61A
Diesels		Delco Conversion, 1 wire/ 94A	DR	94	12	8902N-94A
Diesels		Valeo System (12V)	VA	50	12	13068N
DV48SME						
Diesels	All	Delco Conversion, 1 wire/ 61A	DR	61	12	8902N-61A
Diesels		Delco Conversion, 1 wire/ 94A	DR	94	12	8902N-94A
Diesels		Valeo System (12V)	VA	50	12	13068N

ALTERNATOR APPLICATIONS

ENGINE	YEAR	APPLICATION	Mfg	Amp	Volt	PART NUMBER
CATERPILLAR - Marine Engine						
3145						
Various	1975-69	25SI Delco	DR	75	12	7255N
3150						
Various	1975-69	25SI Delco	DR	75	12	7255N
3160						
Various	1975-69	25SI Delco	DR	75	12	7255N
3176						
Various	1997-92	30SI Delco	DR	105	12	7940N
Various		30SI Delco	DR	100	24	7965N
3208						
All	1995-86	25SI Delco	DR	75	24	7252N
All		25SI Delco	DR	50	24	7254N
All	1990-86	20SI Delco	DR	60	12	7266N
All		20SI Delco	DR	45	24	7297N
3304						
All	1997-On	w/Motorola (Insulated Ground)	MO/P35		24	8050N
All	1997-94	26SI Delco	DR	50	24	7254N
All	1993-86	25SI Delco	DR	50	24	7254N
All		30SI Delco	DR	60	24	7263N
All	1990-86	20SI Delco	DR	60	12	7266N
All		20SI Delco	DR	45	24	7297N
3306						
All	1997-On	w/Motorola (Insulated Ground)	MO/P35		24	8050N
All	1997-94	26SI Delco	DR	50	24	7254N
All	1993-85	25SI Delco	DR	50	24	7254N
All		25SI Delco	DR	75	12	7255N
All		30SI Delco	DR	60	24	7263N
All	1990-85	20SI Delco	DR	60	12	7266N
All		20SI Delco	DR	45	24	7297N
3406						
All	1997-94	26SI Delco	DR	50	24	7254N
All	1997-92	w/Motorola (Insulated Ground)	MO/P35		24	8050N
All	1993-86	25SI Delco	DR	75	24	7252N
All		25SI Delco	DR	50	24	7254N
All	1993-70	25SI Delco	DR	75	12	7255N
All		30SI Delco	DR	60	24	7263N
All	1990-86	20SI Delco	DR	60	12	7266N
All		20SI Delco	DR	45	24	7297N
All	1985-70	27SI Delco	DR	80	12	7138N
3408						
All	1997-94	26SI Delco	DR	50	24	7254N
All	1997-92	w/Motorola (Insulated Ground)	MO/P35		24	8050N
All	1993-86	25SI Delco	DR	75	24	7252N
All		25SI Delco	DR	50	24	7254N
All	1993-70	25SI Delco	DR	75	12	7255N
All		30SI Delco	DR	60	24	7263N
All	1990-86	20SI Delco	DR	60	12	7266N
All		20SI Delco	DR	45	24	7297N
All	1985-70	27SI Delco	DR	80	12	7138N
3412						
All	1997-94	26SI Delco	DR	50	24	7254N
All	1997-92	w/Motorola (Insulated Ground)	MO/P35		24	8050N

ALTERNATOR

ALTERNATOR APPLICATIONS

ALTERNATORS

ENGINE	YEAR	APPLICATION	Mfg	Amp	Volt	PART NUMBER
CATERPILLAR - Marine Engine (Cont'd)						
3412 (Cont'd)						
All	1993-86	25SI Delco	DR	75	24	7252N
All		25SI Delco	DR	50	24	7254N
All		25SI Delco	DR	75	12	7255N
All		30SI Delco	DR	60	24	7263N
All	1990-86	20SI Delco	DR	60	12	7266N
All		20SI Delco	DR	45	24	7297N
3508						
All	1993-86	20SI Delco	DR	45	24	7297N
All		25SI Delco	DR	75	24	7252N
3512						
All	1993-86	20SI Delco	DR	45	24	7297N
All		25SI Delco	DR	75	24	7252N
All		25SI Delco	DR	75	12	7255N
All		30SI Delco	DR	60	24	7263N
3516						
All	1993-86	20SI Delco	DR	45	24	7297N
All		25SI Delco	DR	75	24	7252N
All		25SI Delco	DR	75	12	7255N
All		30SI Delco	DR	60	24	7263N
Various Models						
3114	1997-88	Bosch, 24v / 55A	BO	55	24	12167N
3116		Bosch, 24v / 55A	BO	55	24	12167N
3145	1974-On	Delco System (25SI - 12V)	DR	75	12	7255N
3150		Delco System (25SI - 12V)	DR	75	12	7255N
3160		Delco System (25SI - 12V)	DR	75	12	7255N
3176	1997-92	Delco System (24V)	DR	100	24	7965N
3176		Delco System (30SI - 12V)	DR	105	12	7940N
3196	1997-On	Delco System (30SI - 12V)	DR	105	12	7940N
3208	1993-86	Delco System (25SI - 24V)	DR	75	24	7252N
3208	1990-86	Delco System (20SI - 12V)	DR	60	12	7266N
3208		Delco System (20SI - 24V)	DR	45	24	7297N
3304	1997-94	Motorola System (24V)	MO/P35		24	8050N
3304	1993-86	Delco System (25SI - 24V)	DR	75	24	7252N
3304		Delco System (30SI - 24V)	DR	60	24	7263N
3304	1990-86	Delco System (20SI - 12V)	DR	60	12	7266N
3304		Delco System (20SI - 24V)	DR	45	24	7297N
3306	1997-94	Motorola System (24V)	MO/P35		24	8050N
3306	1993-86	Delco System (25SI - 24V)	DR	75	24	7252N
3306		Delco System (30SI - 24V)	DR	60	24	7263N
3306	1990-86	Delco System (20SI - 12V)	DR	60	12	7266N
3306		Delco System (20SI - 24V)	DR	45	24	7297N
3406	1997-86	Delco System (30SI - 24V)	DR	60	24	7263N
3406	1996-80	Motorola System (24V)	MO/P35		24	8050N
3406	1993-86	Delco System (25SI - 24V)	DR	75	24	7252N
3406	1990-86	Delco System (20SI - 12V)	DR	60	12	7266N
3406		Delco System (20SI - 24V)	DR	45	24	7297N
3408	1997-86	Delco System (30SI - 24V)	DR	60	24	7263N
3408	1996-80	Motorola System (24V)	MO/P35		24	8050N
3408	1993-86	Delco System (25SI - 24V)	DR	75	24	7252N
3408	1990-86	Delco System (20SI - 12V)	DR	60	12	7266N
3408		Delco System (20SI - 24V)	DR	45	24	7297N
3412	1997-86	Delco System (30SI - 24V)	DR	60	24	7263N
3412	1996-80	Motorola System (24V)	MO/P35		24	8050N
3412	1993-86	Delco System (25SI - 24V)	DR	75	24	7252N
3412	1990-86	Delco System (20SI - 12V)	DR	60	12	7266N

ALTERNATOR APPLICATIONS

ENGINE	YEAR	APPLICATION	Mfg	Amp	Volt	PART NUMBER
CATERPILLAR - Marine Engine (Cont'd)						
Various Models (Cont'd)						
3412		Delco System (20SI - 24V)	DR	45	24	7297N
3508	1993-86	Delco System (20SI - 24V)	DR	45	24	7297N
3508		Delco System (25SI - 24V)	DR	75	24	7252N
3512		Delco System (20SI - 24V)	DR	45	24	7297N
3512		Delco System (25SI - 24V)	DR	75	24	7252N
3512		Delco System (30SI - 24V)	DR	60	24	7263N
3516		Delco System (20SI - 24V)	DR	45	24	7297N
3516		Delco System (25SI - 24V)	DR	75	24	7252N
3516		Delco System (30SI - 24V)	DR	60	24	7263N
3176B	1997-92	Motorola System (24V)	MO/P	35	24	8050N
3176C	1997-On	Motorola System (24V)	MO/P	35	24	8050N
3196C		Motorola System (24V)	MO/P	35	24	8050N
3406B	1996-80	Motorola System (24V)	MO/P	35	24	8050N
3406C	1995-On	Motorola System (24V)	MO/P	35	24	8050N
CHRYSLER - Marine Engine						
Various Models						
Chryslers	1985-On	Motorola - w/Tach Hookup	MD	55	12	12174N-1G
Gas		2nd Production, w/Tach. Hookup	MD	55	12	12174N-1G
LM318X	1988-70	DR Replace, 61 Amp / self excite	DR	61	12	8903N-61A
LM318X		DR Replace, 94 Amp / self excite	DR	94	12	8903N-94A
LM318X		Prestolite (Opt.) ,DR Replace, 61 Amp	DR	61	12	8903N-61A
LM318X		Prestolite (Opt.) ,DR Replace, 94 Amp	DR	94	12	8903N-94A
LM318X	1987-72	DR Replace, 61 Amp / self excite	DR	61	12	8903N-61A
LM318X		DR Replace, 94 Amp / self excite	DR	94	12	8903N-94A
LM318X		Prestolite (Opt.) ,DR Replace, 94 Amp	DR	94	12	8903N-94A
LM318X		Prestolite (Std.) ,DR Replace, 61 Amp	DR	61	12	8903N-61A
LM318X	1982-74	DR Replace, 61 Amp / self excite	DR	61	12	8903N-61A
LM318X		DR Replace, 94 Amp / self excite	DR	94	12	8903N-94A
LM318X		Prestolite (Opt.) ,DR Replace, 61 Amp	DR	61	12	8903N-61A
LM318X		Prestolite (Opt.) ,DR Replace, 94 Amp	DR	94	12	8903N-94A
LM340X	1988-71	DR Replace, 61 Amp / self excite	DR	61	12	8903N-61A
LM340X		DR Replace, 94 Amp / self excite	DR	94	12	8903N-94A
LM340X		Prestolite (Opt.) ,DR Replace, 94 Amp	DR	94	12	8903N-94A
LM340X		Prestolite (Std.) ,DR Replace, 61 Amp	DR	61	12	8903N-61A
LM340X	1986-76	DR Replace, 61 Amp / self excite	DR	61	12	8903N-61A
LM340X		DR Replace, 94 Amp / self excite	DR	94	12	8903N-94A
LM340X		Prestolite (Opt.) ,DR Replace, 61 Amp	DR	61	12	8903N-61A
LM340X		Prestolite (Opt.) ,DR Replace, 94 Amp	DR	94	12	8903N-94A
LM340X	1984-70	DR Replace, 61 Amp / self excite	DR	61	12	8903N-61A
LM340X		DR Replace, 94 Amp / self excite	DR	94	12	8903N-94A
LM340X		Prestolite (Opt.) ,DR Replace, 61 Amp	DR	61	12	8903N-61A
LM340X		Prestolite (Opt.) ,DR Replace, 94 Amp	DR	94	12	8903N-94A
LM383X	1988-77	DR Replace, 61 Amp / self excite	DR	61	12	8903N-61A
LM383X		DR Replace, 94 Amp / self excite	DR	94	12	8903N-94A
LM383X		Prestolite (Opt.) ,DR Replace, 94 Amp	DR	94	12	8903N-94A
LM383X		Prestolite (Std.) ,DR Replace, 61 Amp	DR	61	12	8903N-61A
LM383X	1986-70	DR Replace, 61 Amp / self excite	DR	61	12	8903N-61A
LM383X		DR Replace, 94 Amp / self excite	DR	94	12	8903N-94A
LM383X		Prestolite (Opt.) ,DR Replace, 61 Amp	DR	61	12	8903N-61A
LM383X		Prestolite (Opt.) ,DR Replace, 94 Amp	DR	94	12	8903N-94A
LM383X	1983-71	DR Replace, 61 Amp / self excite	DR	61	12	8903N-61A
LM383X		DR Replace, 94 Amp / self excite	DR	94	12	8903N-94A
LM383X		Prestolite (Opt.) ,DR Replace, 61 Amp	DR	61	12	8903N-61A
LM383X		Prestolite (Opt.) ,DR Replace, 94 Amp	DR	94	12	8903N-94A
M265	1988-72	DR Replace, 61 Amp / self excite	DR	61	12	8903N-61A
M265		DR Replace, 94 Amp / self excite	DR	94	12	8903N-94A

ALTERNATOR

ALTERNATOR APPLICATIONS

ALTERNATORS

ENGINE	YEAR	APPLICATION	Mfg	Amp	Volt	PART NUMBER
CHRYSLER - Marine Engine (Cont'd)						
Various Models (Cont'd)						
M265		Prestolite (Opt.) ,DR Replace, 61 Amp	DR	61	12	8903N-61A
M265		Prestolite (Opt.) ,DR Replace, 94 Amp	DR	94	12	8903N-94A
M265	1987-70	DR Replace, 61 Amp / self excite	DR	61	12	8903N-61A
M265		DR Replace, 94 Amp / self excite	DR	94	12	8903N-94A
M265		Prestolite (Opt.) ,DR Replace, 94 Amp	DR	94	12	8903N-94A
M265		Prestolite (Std.) ,DR Replace, 61 Amp	DR	61	12	8903N-61A
M265	1984-73	DR Replace, 61 Amp / self excite	DR	61	12	8903N-61A
M265		DR Replace, 94 Amp / self excite	DR	94	12	8903N-94A
M265		Prestolite (Opt.) ,DR Replace, 61 Amp	DR	61	12	8903N-61A
M265		Prestolite (Opt.) ,DR Replace, 94 Amp	DR	94	12	8903N-94A
M273X	1988-70	DR Replace, 61 Amp / self excite	DR	61	12	8903N-61A
M273X		DR Replace, 94 Amp / self excite	DR	94	12	8903N-94A
M273X		Prestolite (Opt.) ,DR Replace, 94 Amp	DR	94	12	8903N-94A
M273X		Prestolite (Std.) ,DR Replace, 61 Amp	DR	61	12	8903N-61A
M273X	1986-74	DR Replace, 61 Amp / self excite	DR	61	12	8903N-61A
M273X		DR Replace, 94 Amp / self excite	DR	94	12	8903N-94A
M273X		Prestolite (Opt.) ,DR Replace, 61 Amp	DR	61	12	8903N-61A
M273X		Prestolite (Opt.) ,DR Replace, 94 Amp	DR	94	12	8903N-94A
M273X	1983-75	DR Replace, 61 Amp / self excite	DR	61	12	8903N-61A
M273X		DR Replace, 94 Amp / self excite	DR	94	12	8903N-94A
M273X		Prestolite (Opt.) ,DR Replace, 61 Amp	DR	61	12	8903N-61A
M273X		Prestolite (Opt.) ,DR Replace, 94 Amp	DR	94	12	8903N-94A
CRUSADER - Boat						
305						
8 Cyl., 350 cid 5.7L	2004-02	1-Groove Pulley	DR	70	12	8466N-1G
8 Cyl., 350 cid 5.7L		6-Groove Pulley	DR	70	12	8467N-6G2
V8-305 ; 5.0L		DR 7SI, 12V / 70A	DR	70	12	8469N
Various		Inboard & Sterndrive, DR. 7SI, 70A / 2V pulley	DR	70	12	8463N
Various		Inboard & Sterndrive, DR. 7SI, 70A / 6S pulley	DR	70	12	8467N-6G1
350						
5.7L ; 350ci	2004-02	Inboard & Sterndrive, DR. 7SI, 70A / 2V pulley	DR	70	12	8463N
5.7L ; 350ci		Inboard & Sterndrive, DR. 7SI, 70A / 6S pulley	DR	70	12	8467N-6G1
8 Cyl., 305 cid 5.0L	2004-85	All	MD	55	12	12751N
8 Cyl., 350 cid 5.7L	2004-02	1-Groove Pulley	DR	70	12	8466N-1G
8 Cyl., 350 cid 5.7L		6-Groove Pulley	DR	70	12	8467N-6G2
V8-350 ; 5.7L		DR 7SI, 12V / 70A	DR	70	12	8469N
364						
8 Cyl., 364 cid 6.0L	2004-99	6-Groove Pulley, 9:00 Plug	DR	70	12	8467-9N
496						
8 Cyl., 496 cid 8.1L	2004-01	1-Groove Pulley	DR	70	12	8466N-1G
8 Cyl., 496 cid 8.1L		6-Groove Pulley	DR	70	12	8467N-6G2
8.1L ; 496ci		Inboard & Sterndrive, DR. 7SI, 70A / 2V pulley	DR	70	12	8463N
8.1L ; 496ci		Inboard & Sterndrive, DR. 7SI, 70A / 6S pulley	DR	70	12	8467N-6G1
V8-496 ; 8.1L		DR 7SI, 12V / 70A	DR	70	12	8469N
Various Models						
Various	All	Delco 10SI ;1-Wire/ 61A,w/ SRE screen	DR	61	12	7152N
Various		Delco 10SI ;1-Wire/ 94A,w/ SRE screen	DR	94	12	7152N-94A
Various		Delco 10SI, Chrome, 1-Wire/ 94A, w/ SRE screen	DR	94	12	7152CN-HQ
Various		Delco 10SI, Chrome, 1-Wire/ 94A, w/ SRE screen	DR	94	12	7152CN-94A
Various		Delco 7SI System	DR	70	12	8467N-6G2
Various		Mando 55A Alternator	MD	55	12	12174N-1G
Various		Mando 55A Alternator	MD	55	12	12175N
Various		Mando 65A Alternator	MD	65	12	12177N

ALTERNATOR APPLICATIONS

ENGINE	YEAR	APPLICATION	Mfg	Amp	Volt	PART NUMBER
CRUSADER - Boat (Cont'd)						
Various Models (Cont'd)						
Various		Motorola - 1 Hole, w/Tach. Hookup	MO	72	12	7489N
Various	2005-On	DR.11SI, 12V / 95A	DR	95	12	8725N
CUMMINS MARINE ENGINES - Marine Engine						
V Series						
Various	1987-86	All	DR	60	24	7975N
CUMMINS MERCUISER - Marine Engine						
EI 165						
4 Cyl., 169 cid 2.8L	2005-04	All	MD	65	12	12176N-6G
EI 250						
6 Cyl., 254 cid 4.2L	2005-04	All	MD	65	12	12176N-6G
EI 300						
6 Cyl., 254 cid 4.2L	2005-04	All	MD	65	12	12176N-6G
MI 120						
4 Cyl., 103 cid 1.7L	2005-04	Mitsubishi System	MI	50	12	12630N
CUMMINS MERCUISER - Stern Drive						
ES 165						
4 Cyl., 169 cid 2.8L	2005-04	All	MD	65	12	12176N-6G
ES 250						
6 Cyl., 254 cid 4.2L	2005-04	All	MD	65	12	12176N-6G
ES 300						
6 Cyl., 254 cid 4.2L	2005-04	All	MD	65	12	12176N-6G
MS 120						
4 Cyl., 103 cid 1.7L	2005-04	Mitsubishi System	MI	50	12	12630N
DAF - Marine Engine						
Various Models						
Various	All	Paris Rhone System	VA	30	24	12415N
DETROIT DIESEL - Marine Engine						
8.2L						
DD 8 Cyl., 500 cid 8.2L	1988-On	26SI Delco	DR	85	12	8066N
DD 8 Cyl., 500 cid 8.2L		27SI Delco	DR	80	12	7138N
DD 8 Cyl., 500 cid 8.2L		Delco 15SI Series	DR	105	12	7853N
DD 8 Cyl., 500 cid 8.2L		Delco 25SI Series	DR	75	12	7255N
DEUTZ DITER - Marine Engine						
D203-2						
Deutz Diter Diesel	1997-On	Iskra System	BO	32	12	14949N
D203-D						
Deutz Diter Diesel	1997-On	Iskra System	BO	32	12	14949N
D229-4						
Deutz Diter Diesel	1997-On	Iskra System	BO	32	12	14949N

ALTERNATOR

ALTERNATOR APPLICATIONS

ALTERNATORS

ENGINE	YEAR	APPLICATION	Mfg	Amp	Volt	PART NUMBER
DEUTZ DITER - Marine Engine (Cont'd)						
D229-6						
Deutz Diter Diesel	1997-On	Iskra System	BO	32	12	14949N
D302-2						
Deutz Diter Diesel	1997-On	Iskra System	BO	32	12	14949N
D302-3						
Deutz Diter Diesel	1997-On	Iskra System	BO	32	12	14949N
D303-2						
Deutz Diter Diesel	1997-On	Iskra System	BO	32	12	14949N
D303-3						
Deutz Diter Diesel	1997-On	Iskra System	BO	32	12	14949N
TD203-3						
Deutz Diter Diesel	1997-On	Iskra System	BO	32	12	14949N
TD229-4						
Deutz Diter Diesel	1997-On	Iskra System	BO	32	12	14949N
TD229-6						
Deutz Diter Diesel	1997-On	Iskra System	BO	32	12	14949N
EVINRUDE - Tilt & Trim						
All Models						
110,120,150,200 HP	1965-63	DR Replace, 61 Amp / self excite	DR	61	12	8903N-61A
110,120,150,200 HP		DR Replace, 94 Amp / self excite	DR	94	12	8903N-94A
80,120,155,185,200,210 HP	1968	Alternator Equipped	DR	61	12	8901N
80,120,155,185,200,210 HP		Delco Conversion ;1 wire/ 61A	DR	61	12	8901N
80,90,120,155,210,235,250 HP	1976-68	Delco Conversion ;1 wire/ 61A	DR	61	12	8901N
Buick V6	1982-75	Delco Conversion ;1 wire/ 61A	DR	61	12	8901N
Chevrolet V8		Delco Conversion ;1 wire/ 61A	DR	61	12	8901N
OMC 4 Cyl.		Delco Conversion ;1 wire/ 61A	DR	61	12	8901N
FARYMAN - Marine Engine						
36A						
0.6L Diesel	1985-On	Bosch	BO	32	12	14949N
41A						
0.7L Diesel	1977-On	Bosch	BO	32	12	14949N
41E						
0.7L Diesel	1977-On	Bosch	BO	32	12	14949N
71A						
1.2L Diesel	1985-On	Bosch	BO	32	12	14949N
95A						
1.6L Diesel	1978-On	Bosch, Standard, 12 Volt	BO	32	12	14949N
95W						
1.6L Diesel	1978-On	Bosch, Standard, 12 Volt	BO	32	12	14949N
A30M						
Diesel	1973-On	Motorola System	VA	35	12	12407N

ALTERNATOR APPLICATIONS

ENGINE	YEAR	APPLICATION	Mfg	Amp	Volt	PART NUMBER
FARYMAN - Marine Engine (Cont'd)						
K34M						
Diesel	1973-On	Motorola System	VA	35	12	12407N
L38M						
Diesel	1973-On	Motorola System	VA	35	12	12407N
P10						
1.3L Diesel	1981-75	Bosch, Optional, 12 Volt	BO	65	12	14390N
P30						
1.3L Diesel	1979-76	Bosch, 12 Volt	BO	65	12	14390N
Various Models						
Various	All	Motorola System	VA	35	12	12407N
FORD CASTOLDI - Marine Engine						
1600						
Various	1975-On	Motorola System	LU	80	12	12154N-OE
3000,D						
Various	1975-On	Motorola System	LU	80	12	12154N-OE
3500D						
Various	1975-On	Motorola System	LU	80	12	12154N-OE
FORD FENWICK - Marine Engine						
2401						
Various	1975-On	Motorola System	LU	80	12	12154N-OE
2402						
Various	1975-On	Motorola System	LU	80	12	12154N-OE
FORD FORNAUT - Marine Engine						
2401E						
Various	1975-On	Motorola System	LU	80	12	12154N-OE
2402E						
Various	1975-On	Motorola System	LU	80	12	12154N-OE
2713E						
Various	1975-On	Motorola System	VA	45	24	12409N
2714E						
Various	1975-On	Motorola System	VA	45	24	12409N
2715E						
Various	1975-On	Motorola System	VA	45	24	12409N
GLENWOOD - Marine Engine						
Various Models						
Various	1989-On	Motorola System	MD	55	12	12174N-1G
HARDIN - Stern Drive						
Various Models						
Various	1985-On	w/1 Hole Mount w/Tach. Hookup	MD	55	12	12174N-1G
Various	1972-On	Delco 10SI ;1-Wire/ 61A,w/ SRE screen	DR	61	12	7152N
Various		Delco 10SI ;1-Wire/ 94A,w/ SRE screen	DR	94	12	7152N-94A

ALTERNATOR

ALTERNATOR APPLICATIONS

ALTERNATORS

ENGINE	YEAR	APPLICATION	Mfg	Amp	Volt	PART NUMBER
HARDIN - Stern Drive (Cont'd)						
Various Models (Cont'd)						
Various		Delco 10SI, Chrome, 1-Wire/ 94A, w/ SRE screen	DR	94	12	7152CN-HQ
Various		Delco 10SI, Chrome, 1-Wire/ 94A, w/ SRE screen	DR	94	12	7152CN-94A
INDMAR - Marine Engine						
Various Models						
Various	All	DR.11SI, 2V / 95A	DR	95	12	8726N
Various		DR.11SI, 6S / 95A	DR	95	12	8723N
Various	1985-On	w/1 Hole Mount w/Tach. Hookup	MD	55	12	12174N-1G
ISUZU - Marine Engine						
3LB1 Engine						
1124cc - 3 Cyl.	All	All	LU	80	12	12526N-OE
4J.65 Engine						
3059cc - 4 Cyl.	All	All	LU	80	12	12526N-OE
4JG1 Engine						
3059cc - 4 Cyl.	All	All	LU	80	12	12526N-OE
4L35 Engine						
1499cc - 4 Cyl.	All	All	LU	80	12	12526N-OE
4L42 Engine						
1732cc - 4 Cyl.	All	All	LU	80	12	12526N-OE
4L55 Engine						
2179cc - 4 Cyl.	All	All	LU	80	12	12526N-OE
4LB1 Engine						
1499cc - 4 Cyl.	All	All	LU	80	12	12526N-OE
4LC1 Engine						
1735cc - 4 Cyl.	All	All	LU	80	12	12526N-OE
4LE1 Engine						
2179cc - 4 Cyl.	All	All	LU	80	12	12526N-OE
JACUZZI JET - Stern Drive						
Various Models						
Various	1985-On	w/1 Hole Mount w/Tach. Hookup	MD	55	12	12174N-1G
Various	1972-On	Delco 10SI ;1-Wire/ 61A,w/ SRE screen	DR	61	12	7152N
Various		Delco 10SI ;1-Wire/ 94A,w/ SRE screen	DR	94	12	7152N-94A
Various		Delco 10SI, Chrome, 1-Wire/ 94A, w/ SRE screen	DR	94	12	7152CN-HQ
Various		Delco 10SI, Chrome, 1-Wire/ 94A, w/ SRE screen	DR	94	12	7152CN-94A
JGM - Marine Engine						
1550D						
Various	1976-On	All	LU	80	12	12154N-OE
1800D						
Various	1976-On	All	LU	80	12	12154N-OE
2500D						
Various	1976-On	All	LU	80	12	12154N-OE
4150D						
Various	1976-On	All	LU	80	12	12154N-OE

ALTERNATOR APPLICATIONS

ENGINE	YEAR	APPLICATION	Mfg	Amp	Volt	PART NUMBER	
JOHN DEERE - Marine Engine							
4039DFM							
3.9L - 239 cid - 4 Cyl.	All	Delco 105A 15SI Alternator (Code 3113)	DR	105	12	7853N	
3.9L - 239 cid - 4 Cyl.		Delco 105A 15SI Alternator (Code 3116)	DR	105	12	7853N	
3.9L - 239 cid - 4 Cyl.		Delco wo/Relay Terminal (Code 3104)	DR	94	12	7294-12N	
3.9L - 239 cid - 4 Cyl.		Delco wo/Relay Terminal (Code 3107)	DR	94	12	7294-12N	
3.9L - 239 cid - 4 Cyl.		Delco wo/Relay Terminal (Code 3110)	DR	94	12	7294-12N	
3.9L - 239 cid - 4 Cyl.		Delco wo/Relay Terminal (Code 3111)	DR	94	12	7294-12N	
3.9L - 239 cid - 4 Cyl.		Delco wo/Relay Terminal (Code 3114)	DR	94	12	7294-12N	
3.9L - 239 cid - 4 Cyl.		Delco wo/Relay Terminal (Code 3115)	DR	94	12	7294-12N	
3.9L - 239 cid - 4 Cyl.		Delco wo/Relay Terminal (Code 3119)	DR	94	12	7294-12N	
3.9L - 239 cid - 4 Cyl.		Motorola 65A Alternator (Code 3101)	MO	65	12	8047N	
3.9L - 239 cid - 4 Cyl.		Motorola 65A Alternator (Code 3116)	MO	65	12	8047N	
3.9L - 239 cid - 4 Cyl.		Motorola 65A Alternator (Code 3129)	MO	65	12	8047N	
3.9L - 239 cid - 4 Cyl.		Opt. Iskra replacement	BO	120	12	12168N	
3.9L - 239 cid - 4 Cyl.		w/Australian Bosch w/Threaded DE Adj. Mt. (Code 3113)	BO	120	12	12373N	
3.9L - 239 cid - 4 Cyl.		w/Australian Bosch w/Threaded DE Adj. Mt. (Code 3116)	BO	120	12	12373N	
3.9L - 239 cid - 4 Cyl.		w/N. American Bosch w/Threaded DE Adj. Mt. (Code 3113)	BO	120	12	12373N	
3.9L - 239 cid - 4 Cyl.		w/N. American Bosch w/Threaded DE Adj. Mt. (Code 3116)	BO	120	12	12373N	
3.9L - 239 cid - 4 Cyl.		w/N. American Bosch wo/Threaded DE Adj. Mt. (Code 3113)	BO	120	12	12168N	
3.9L - 239 cid - 4 Cyl.		w/N. American Bosch wo/Threaded DE Adj. Mt. (Code 3116)	BO	120	12	12168N	
4045DFM50							
4.5L - 276 cid - 4 Cyl.	All	Australian Bosch, 95 Amp, Alternator Code 3107	BO	95	12	12159N	
4.5L - 276 cid - 4 Cyl.		Iskra 95A Alternator (Code 3107)	BO	95	12	12145N	
4.5L - 276 cid - 4 Cyl.		N. American Bosch 95A Alternator (Code 3107)	BO	95	12	12145N	
4.5L - 276 cid - 4 Cyl.		Opt. Iskra replacement	BO	120	12	12168N	
4.5L - 276 cid - 4 Cyl.		w/Australian Bosch 65A Alternator (Code 3111)	BO	65	12	12161N	
4.5L - 276 cid - 4 Cyl.		w/Australian Bosch w/Threaded DE Adj. Mt. (Code 3108)	BO	120	12	12373N	
4.5L - 276 cid - 4 Cyl.		w/N. American Bosch 65A Alternator (Code 3111)	BO	65	12	12161N	
4.5L - 276 cid - 4 Cyl.		w/N. American Bosch w/Threaded DE Adj. Mt. (Code 3108)	BO	120	12	12373N	
4.5L - 276 cid - 4 Cyl.		w/N. American Bosch wo/Threaded DE Adj. Mt. (Code 3108)	BO	120	12	12168N	
4045DFM70							
4.5L - 276 cid - 4 Cyl.		2007-04	Australian Bosch, 95 Amp, Alternator Code 3107	BO	95	12	12159N
4.5L - 276 cid - 4 Cyl.			Iskra 95A Alternator (Code 3107)	BO	95	12	12145N
4.5L - 276 cid - 4 Cyl.	N. American Bosch 95A Alternator (Code 3107)		BO	95	12	12145N	
4.5L - 276 cid - 4 Cyl.	Opt. Iskra replacement		BO	120	12	12168N	
4.5L - 276 cid - 4 Cyl.	w/Australian Bosch 65A Alternator (Code 3109)		BO	65	12	12161N	
4.5L - 276 cid - 4 Cyl.	w/Australian Bosch 65A Alternator (Code 3111)		BO	65	12	12161N	
4.5L - 276 cid - 4 Cyl.	w/Australian Bosch w/Threaded DE Adj. Mt. (Code 3108)		BO	120	12	12373N	
4.5L - 276 cid - 4 Cyl.	w/N. American Bosch 24V, 45A Alt. (Code 3104)		BO	45	24	12148N	
4.5L - 276 cid - 4 Cyl.	w/N. American Bosch 65A Alternator (Code 3109)		BO	65	12	12161N	
4.5L - 276 cid - 4 Cyl.	w/N. American Bosch 65A Alternator (Code 3111)		BO	65	12	12161N	
4.5L - 276 cid - 4 Cyl.	w/N. American Bosch w/Threaded DE Adj. Mt. (Code 3108)		BO	120	12	12373N	
4.5L - 276 cid - 4 Cyl.	w/N. American Bosch wo/Threaded DE Adj. Mt. (Code 3108)		BO	120	12	12168N	
4045TFM							
4.5L - 276 cid - 4 Cyl.	All	Delco 105A 15SI Alternator (Code 3113)	DR	105	12	7853N	
4.5L - 276 cid - 4 Cyl.		Delco 105A 15SI Alternator (Code 3116)	DR	105	12	7853N	
4.5L - 276 cid - 4 Cyl.		Delco wo/Relay Terminal (Code 3104)	DR	94	12	7294-12N	
4.5L - 276 cid - 4 Cyl.		Delco wo/Relay Terminal (Code 3107)	DR	94	12	7294-12N	
4.5L - 276 cid - 4 Cyl.		Delco wo/Relay Terminal (Code 3110)	DR	94	12	7294-12N	
4.5L - 276 cid - 4 Cyl.		Delco wo/Relay Terminal (Code 3111)	DR	94	12	7294-12N	
4.5L - 276 cid - 4 Cyl.		Delco wo/Relay Terminal (Code 3114)	DR	94	12	7294-12N	
4.5L - 276 cid - 4 Cyl.		Delco wo/Relay Terminal (Code 3115)	DR	94	12	7294-12N	
4.5L - 276 cid - 4 Cyl.		Delco wo/Relay Terminal (Code 3119)	DR	94	12	7294-12N	
4.5L - 276 cid - 4 Cyl.		Motorola 65A Alternator (Code 3101)	MO	65	12	8047N	
4.5L - 276 cid - 4 Cyl.		Motorola 65A Alternator (Code 3116)	MO	65	12	8047N	
4.5L - 276 cid - 4 Cyl.		Motorola 65A Alternator (Code 3129)	MO	65	12	8047N	
4.5L - 276 cid - 4 Cyl.		Opt. Iskra replacement	BO	120	12	12168N	

ALTERNATOR

ALTERNATOR APPLICATIONS

ALTERNATORS

ENGINE	YEAR	APPLICATION	Mfg	Amp	Volt	PART NUMBER
JOHN DEERE - Marine Engine (Cont'd)						
4045TFM (Cont'd)						
4.5L - 276 cid - 4 Cyl.		w/Australian Bosch w/Threaded DE Adj. Mt. (Code 3113)	BO	120	12	12373N
4.5L - 276 cid - 4 Cyl.		w/Australian Bosch w/Threaded DE Adj. Mt. (Code 3116)	BO	120	12	12373N
4.5L - 276 cid - 4 Cyl.		w/N. American Bosch w/Threaded DE Adj. Mt. (Code 3113)	BO	120	12	12373N
4.5L - 276 cid - 4 Cyl.		w/N. American Bosch w/Threaded DE Adj. Mt. (Code 3116)	BO	120	12	12373N
4.5L - 276 cid - 4 Cyl.		w/N. American Bosch wo/Threaded DE Adj. Mt. (Code 3113)	BO	120	12	12168N
4.5L - 276 cid - 4 Cyl.		w/N. American Bosch wo/Threaded DE Adj. Mt. (Code 3116)	BO	120	12	12168N
4045TFM50						
4.5L - 276 cid - 4 Cyl.	All	Australian Bosch, 95 Amp, Alternator Code 3107	BO	95	12	12159N
4.5L - 276 cid - 4 Cyl.		Iskra 95A Alternator (Code 3107)	BO	95	12	12145N
4.5L - 276 cid - 4 Cyl.		N. American Bosch 95A Alternator (Code 3107)	BO	95	12	12145N
4.5L - 276 cid - 4 Cyl.		Opt. Iskra replacement	BO	120	12	12168N
4.5L - 276 cid - 4 Cyl.		w/Australian Bosch 65A Alternator (Code 3111)	BO	65	12	12161N
4.5L - 276 cid - 4 Cyl.		w/Australian Bosch w/Threaded DE Adj. Mt. (Code 3108)	BO	120	12	12373N
4.5L - 276 cid - 4 Cyl.		w/N. American Bosch 65A Alternator (Code 3111)	BO	65	12	12161N
4.5L - 276 cid - 4 Cyl.		w/N. American Bosch w/Threaded DE Adj. Mt. (Code 3108)	BO	120	12	12373N
4.5L - 276 cid - 4 Cyl.		w/N. American Bosch wo/Threaded DE Adj. Mt. (Code 3108)	BO	120	12	12168N
4045TFM75						
4.5L - 276 cid - 4 Cyl.	2007-04	Australian Bosch, 95 Amp, Alternator Code 3140	BO	95	12	12159N
4.5L - 276 cid - 4 Cyl.		Iskra 95A Alternator (Code 3140)	BO	95	12	12145N
4.5L - 276 cid - 4 Cyl.		N. American Bosch 95A Alternator (Code 3140)	BO	95	12	12145N
4.5L - 276 cid - 4 Cyl.		Opt. Iskra replacement	BO	120	12	12168N
4.5L - 276 cid - 4 Cyl.		w/Australian Bosch 65A Alternator (Code 3111)	BO	65	12	12161N
4.5L - 276 cid - 4 Cyl.		w/Australian Bosch 65A Alternator (Code 3138)	BO	65	12	12161N
4.5L - 276 cid - 4 Cyl.		w/Australian Bosch w/Threaded DE Adj. Mt. (Code 3141)	BO	120	12	12373N
4.5L - 276 cid - 4 Cyl.		w/N. American Bosch 24V, 45A Alt. (Code 3142)	BO	45	24	12148N
4.5L - 276 cid - 4 Cyl.		w/N. American Bosch 65A Alternator (Code 3111)	BO	65	12	12161N
4.5L - 276 cid - 4 Cyl.		w/N. American Bosch 65A Alternator (Code 3138)	BO	65	12	12161N
4.5L - 276 cid - 4 Cyl.		w/N. American Bosch w/Threaded DE Adj. Mt. (Code 3141)	BO	120	12	12373N
4.5L - 276 cid - 4 Cyl.		w/N. American Bosch wo/Threaded DE Adj. Mt. (Code 3141)	BO	120	12	12168N
6068DFM						
6.8L - 414 cid - 6 Cyl.	All	Delco 105A 15SI Alternator (Code 3113)	DR	105	12	7853N
6.8L - 414 cid - 6 Cyl.		Delco 105A 15SI Alternator (Code 3116)	DR	105	12	7853N
6.8L - 414 cid - 6 Cyl.		Delco wo/Relay Terminal (Code 3104)	DR	94	12	7294-12N
6.8L - 414 cid - 6 Cyl.		Delco wo/Relay Terminal (Code 3111)	DR	94	12	7294-12N
6.8L - 414 cid - 6 Cyl.		Delco wo/Relay Terminal (Code 3119)	DR	94	12	7294-12N
6.8L - 414 cid - 6 Cyl.		Opt. Iskra replacement	BO	120	12	12168N
6.8L - 414 cid - 6 Cyl.		w/Australian Bosch w/Threaded DE Adj. Mt. (Code 3113)	BO	120	12	12373N
6.8L - 414 cid - 6 Cyl.		w/Australian Bosch w/Threaded DE Adj. Mt. (Code 3116)	BO	120	12	12373N
6.8L - 414 cid - 6 Cyl.		w/N. American Bosch w/Threaded DE Adj. Mt. (Code 3113)	BO	120	12	12373N
6.8L - 414 cid - 6 Cyl.		w/N. American Bosch w/Threaded DE Adj. Mt. (Code 3116)	BO	120	12	12373N
6.8L - 414 cid - 6 Cyl.		w/N. American Bosch wo/Threaded DE Adj. Mt. (Code 3113)	BO	120	12	12168N
6.8L - 414 cid - 6 Cyl.		w/N. American Bosch wo/Threaded DE Adj. Mt. (Code 3116)	BO	120	12	12168N
6068SFM50						
6.8L - 414 cid - 6 Cyl.	2007-04	Australian Bosch, 95 Amp, Alternator Code 3140	BO	95	12	12159N
6.8L - 414 cid - 6 Cyl.		Iskra 95A Alternator (Code 3140)	BO	95	12	12145N
6.8L - 414 cid - 6 Cyl.		N. American Bosch 95A Alternator (Code 3140)	BO	95	12	12145N
6.8L - 414 cid - 6 Cyl.		Opt. Iskra replacement	BO	120	12	12168N
6.8L - 414 cid - 6 Cyl.		w/Australian Bosch 65A Alternator (Code 3138)	BO	65	12	12161N
6.8L - 414 cid - 6 Cyl.		w/Australian Bosch w/Threaded DE Adj. Mt. (Code 3141)	BO	120	12	12373N
6.8L - 414 cid - 6 Cyl.		w/N. American Bosch 24V, 45A Alt. (Code 3142)	BO	45	24	12148N
6.8L - 414 cid - 6 Cyl.		w/N. American Bosch 65A Alternator (Code 3138)	BO	65	12	12161N
6.8L - 414 cid - 6 Cyl.		w/N. American Bosch w/Threaded DE Adj. Mt. (Code 3141)	BO	120	12	12373N
6.8L - 414 cid - 6 Cyl.		w/N. American Bosch wo/Threaded DE Adj. Mt. (Code 3141)	BO	120	12	12168N

ALTERNATOR APPLICATIONS

ENGINE	YEAR	APPLICATION	Mfg	Amp	Volt	PART NUMBER
JOHN DEERE - Marine Engine (Cont'd)						
6068SFM75						
6.8L - 414 cid - 6 Cyl.	2007-04	w/Australian Bosch 65A Alternator (Code 3138)	BO	65	12	12161N
6.8L - 414 cid - 6 Cyl.		w/N. American Bosch 65A Alternator (Code 3138)	BO	65	12	12161N
6068TFM						
6.8L - 414 cid - 6 Cyl.	All	Delco 105A 15SI Alternator (Code 3113)	DR	105	12	7853N
6.8L - 414 cid - 6 Cyl.		Delco 105A 15SI Alternator (Code 3116)	DR	105	12	7853N
6.8L - 414 cid - 6 Cyl.		Delco wo/Relay Terminal (Code 3104)	DR	94	12	7294-12N
6.8L - 414 cid - 6 Cyl.		Delco wo/Relay Terminal (Code 3111)	DR	94	12	7294-12N
6.8L - 414 cid - 6 Cyl.		Delco wo/Relay Terminal (Code 3119)	DR	94	12	7294-12N
6.8L - 414 cid - 6 Cyl.		Opt. Iskra replacement	BO	120	12	12168N
6.8L - 414 cid - 6 Cyl.		w/Australian Bosch w/Threaded DE Adj. Mt. (Code 3113)	BO	120	12	12373N
6.8L - 414 cid - 6 Cyl.		w/Australian Bosch w/Threaded DE Adj. Mt. (Code 3116)	BO	120	12	12373N
6.8L - 414 cid - 6 Cyl.		w/N. American Bosch w/Threaded DE Adj. Mt. (Code 3113)	BO	120	12	12373N
6.8L - 414 cid - 6 Cyl.		w/N. American Bosch w/Threaded DE Adj. Mt. (Code 3116)	BO	120	12	12373N
6.8L - 414 cid - 6 Cyl.		w/N. American Bosch wo/Threaded DE Adj. Mt. (Code 3113)	BO	120	12	12168N
6.8L - 414 cid - 6 Cyl.		w/N. American Bosch wo/Threaded DE Adj. Mt. (Code 3116)	BO	120	12	12168N
6068TFM50						
6.8L - 414 cid - 6 Cyl.	All	Australian Bosch, 95 Amp, Alternator Code 3107	BO	95	12	12159N
6.8L - 414 cid - 6 Cyl.		Iskra 95A Alternator (Code 3107)	BO	95	12	12145N
6.8L - 414 cid - 6 Cyl.		N. American Bosch 95A Alternator (Code 3107)	BO	95	12	12145N
6.8L - 414 cid - 6 Cyl.		Opt. Iskra replacement	BO	120	12	12168N
6.8L - 414 cid - 6 Cyl.		w/Australian Bosch 65A Alternator (Code 3109)	BO	65	12	12161N
6.8L - 414 cid - 6 Cyl.		w/Australian Bosch w/Threaded DE Adj. Mt. (Code 3108)	BO	120	12	12373N
6.8L - 414 cid - 6 Cyl.		w/N. American Bosch 65A Alternator (Code 3109)	BO	65	12	12161N
6.8L - 414 cid - 6 Cyl.		w/N. American Bosch w/Threaded DE Adj. Mt. (Code 3108)	BO	120	12	12373N
6.8L - 414 cid - 6 Cyl.		w/N. American Bosch wo/Threaded DE Adj. Mt. (Code 3108)	BO	120	12	12168N
6068TFM75						
6.8L - 414 cid - 6 Cyl.	2007-04	Australian Bosch, 95 Amp, Alternator Code 3140	BO	95	12	12159N
6.8L - 414 cid - 6 Cyl.		Iskra 95A Alternator (Code 3140)	BO	95	12	12145N
6.8L - 414 cid - 6 Cyl.		N. American Bosch 95A Alternator (Code 3140)	BO	95	12	12145N
6.8L - 414 cid - 6 Cyl.		Opt. Iskra replacement	BO	120	12	12168N
6.8L - 414 cid - 6 Cyl.		w/Australian Bosch 65A Alternator (Code 3138)	BO	65	12	12161N
6.8L - 414 cid - 6 Cyl.		w/Australian Bosch w/Threaded DE Adj. Mt. (Code 3141)	BO	120	12	12373N
6.8L - 414 cid - 6 Cyl.		w/N. American Bosch 24V, 45A Alt. (Code 3142)	BO	45	24	12148N
6.8L - 414 cid - 6 Cyl.		w/N. American Bosch 65A Alternator (Code 3138)	BO	65	12	12161N
6.8L - 414 cid - 6 Cyl.		w/N. American Bosch w/Threaded DE Adj. Mt. (Code 3141)	BO	120	12	12373N
6.8L - 414 cid - 6 Cyl.		w/N. American Bosch wo/Threaded DE Adj. Mt. (Code 3141)	BO	120	12	12168N
6068TFM76						
6.8L - 414 cid - 6 Cyl.	2007-04	Australian Bosch, 95 Amp, Alternator Code 3140	BO	95	12	12159N
6.8L - 414 cid - 6 Cyl.		Iskra 95A Alternator (Code 3140)	BO	95	12	12145N
6.8L - 414 cid - 6 Cyl.		N. American Bosch 95A Alternator (Code 3140)	BO	95	12	12145N
6.8L - 414 cid - 6 Cyl.		Opt. Iskra replacement	BO	120	12	12168N
6.8L - 414 cid - 6 Cyl.		w/Australian Bosch 65A Alternator (Code 3138)	BO	65	12	12161N
6.8L - 414 cid - 6 Cyl.		w/Australian Bosch w/Threaded DE Adj. Mt. (Code 3141)	BO	120	12	12373N
6.8L - 414 cid - 6 Cyl.		w/N. American Bosch 24V, 45A Alt. (Code 3142)	BO	45	24	12148N
6.8L - 414 cid - 6 Cyl.		w/N. American Bosch 65A Alternator (Code 3138)	BO	65	12	12161N
6.8L - 414 cid - 6 Cyl.		w/N. American Bosch w/Threaded DE Adj. Mt. (Code 3141)	BO	120	12	12373N
6.8L - 414 cid - 6 Cyl.		w/N. American Bosch wo/Threaded DE Adj. Mt. (Code 3141)	BO	120	12	12168N
6076AFM						
7.6L - 466 cid - 6 Cyl.	All	Delco 105A 15SI Alternator (Code 3134)	DR	105	12	7853N
7.6L - 466 cid - 6 Cyl.		Delco wo/Relay Terminal (Code 3114)	DR	94	12	7294-12N
7.6L - 466 cid - 6 Cyl.		Delco wo/Relay Terminal (Code 3135)	DR	94	12	7294-12N
7.6L - 466 cid - 6 Cyl.		Opt. Iskra replacement	BO	120	12	12168N
7.6L - 466 cid - 6 Cyl.		w/Australian Bosch w/Threaded DE Adj. Mt. (Code 3134)	BO	120	12	12373N
7.6L - 466 cid - 6 Cyl.		w/N. American Bosch w/Threaded DE Adj. Mt. (Code 3134)	BO	120	12	12373N

ALTERNATOR

ALTERNATOR APPLICATIONS

ALTERNATORS

ENGINE	YEAR	APPLICATION	Mfg	Amp	Volt	PART NUMBER
JOHN DEERE - Marine Engine (Cont'd)						
6076AFM (Cont'd)						
7.6L - 466 cid - 6 Cyl.		w/N. American Bosch wo/Threaded DE Adj. Mt. (Code 3134)	BO	120	12	12168N
6076AFM30						
7.6L - 466 cid - 6 Cyl.	All	Delco 105A 15SI Alternator (Code 3134)	DR	105	12	7853N
7.6L - 466 cid - 6 Cyl.		Delco wo/Relay Terminal (Code 3135)	DR	94	12	7294-12N
7.6L - 466 cid - 6 Cyl.		Opt. Iskra replacement	BO	120	12	12168N
7.6L - 466 cid - 6 Cyl.		w/Australian Bosch w/Threaded DE Adj. Mt. (Code 3134)	BO	120	12	12373N
7.6L - 466 cid - 6 Cyl.		w/N. American Bosch w/Threaded DE Adj. Mt. (Code 3134)	BO	120	12	12373N
7.6L - 466 cid - 6 Cyl.		w/N. American Bosch wo/Threaded DE Adj. Mt. (Code 3134)	BO	120	12	12168N
6081AFM01						
8.1L - 496 cid - 6 Cyl.	All	Denso 12V, 140A Alternator (Code 3103)	ND	140	12	12658N
8.1L - 496 cid - 6 Cyl.		Denso 12V, 140A Alternator (Code 3117)	ND	140	12	12658N
8.1L - 496 cid - 6 Cyl.		Denso 12V, 90A Alternator (Code 3102)	ND	90	12	12474N
8.1L - 496 cid - 6 Cyl.		Denso 12V, 90A Alternator (Code 3115)	ND	90	12	12474N
8.1L - 496 cid - 6 Cyl.		Denso 24V, 60A Alternator (Code 3101)	ND	60	24	12657N
8.1L - 496 cid - 6 Cyl.		Denso 24V, 60A Alternator (Code 3111)	ND	60	24	12657N
6081AFM75						
8.1L - 496 cid - 6 Cyl.	2007-04	Denso 12V, 140A Alternator (Code 3103)	ND	140	12	12658N
8.1L - 496 cid - 6 Cyl.		Denso 12V, 140A Alternator (Code 3117)	ND	140	12	12658N
8.1L - 496 cid - 6 Cyl.		Denso 12V, 90A Alternator (Code 3102)	ND	90	12	12474N
8.1L - 496 cid - 6 Cyl.		Denso 12V, 90A Alternator (Code 3115)	ND	90	12	12474N
8.1L - 496 cid - 6 Cyl.		Denso 24V, 60A Alternator (Code 3101)	ND	60	24	12657N
8.1L - 496 cid - 6 Cyl.		Denso 24V, 60A Alternator (Code 3111)	ND	60	24	12657N
6125AFM01						
12.5L - 766 cid - 6 Cyl.	All	Delco 105A 15SI Alternator (Code 3109)	DR	105	12	7853N
12.5L - 766 cid - 6 Cyl.		Delco 105A 15SI Alternator (Code 3142)	DR	105	12	7853N
12.5L - 766 cid - 6 Cyl.		Denso 12V, 140A Alternator (Code 3101)	ND	140	12	12658N
12.5L - 766 cid - 6 Cyl.		Denso 12V, 140A Alternator (Code 3107)	ND	140	12	12658N
12.5L - 766 cid - 6 Cyl.		Denso 12V, 90A Alternator (Code 3110)	ND	90	12	12474N
12.5L - 766 cid - 6 Cyl.		Denso 12V, 90A Alternator (Code 3143)	ND	90	12	12474N
12.5L - 766 cid - 6 Cyl.		Denso 24V, 60A Alternator (Code 3106)	ND	60	24	12657N
12.5L - 766 cid - 6 Cyl.		Denso 24V, 60A Alternator (Code 3108)	ND	60	24	12657N
6125AFM75						
12.5L - 763 cid - 6 Cyl.	2007-04	Delco 105A 15SI Alternator (Code 3109)	DR	105	12	7853N
12.5L - 763 cid - 6 Cyl.		Denso 12V, 140A Alternator (Code 3107)	ND	140	12	12658N
12.5L - 763 cid - 6 Cyl.		Denso 12V, 90A Alternator (Code 3110)	ND	90	12	12474N
12.5L - 763 cid - 6 Cyl.		Denso 24V, 60A Alternator (Code 3108)	ND	60	24	12657N
6125SFM75						
12.5L - 766 cid - 6 Cyl.	2007-04	Delco 105A 15SI Alternator (Code 3109)	DR	105	12	7853N
12.5L - 766 cid - 6 Cyl.		Denso 12V, 140A Alternator (Code 3107)	ND	140	12	12658N
12.5L - 766 cid - 6 Cyl.		Denso 12V, 90A Alternator (Code 3110)	ND	90	12	12474N
12.5L - 766 cid - 6 Cyl.		Denso 24V, 60A Alternator (Code 3108)	ND	60	24	12657N
JOHNSON - Tilt & Trim						
All Models						
Buick V6	1982-75	Delco Conversion ;1 wire/ 61A	DR	61	12	8901N
Chevrolet V8		Delco Conversion ;1 wire/ 61A	DR	61	12	8901N
OMC 4 Cyl.		Delco Conversion ;1 wire/ 61A	DR	61	12	8901N
Various	1976-68	Delco Conversion ;1 wire/ 61A	DR	61	12	8901N
Various	1965-63	DR Replace, 61 Amp / self excite	DR	61	12	8903N-61A
Various		DR Replace, 94 Amp / self excite	DR	94	12	8903N-94A
Various	1968	Alternator Equipped	DR	61	12	8901N

ALTERNATOR APPLICATIONS

ENGINE	YEAR	APPLICATION	Mfg	Amp	Volt	PART NUMBER
LEHMAN - Marine Engine						
4D254						
4 Cyl. Diesel	1973-On	2nd Production, w/Tach. Hookup	MD	55	12	12174N-1G
6D363,TC						
6 Cyl. Diesel	1973-On	2nd Production, w/Tach. Hookup	MD	55	12	12174N-1G
LEYLAND THORNYCROFT - Marine Engine						
D2367						
Diesel	1979-On	Motorola 70A, Int. Reg.	LU	80	12	12154N-OE
LT108						
Diesel	1979-On	Motorola 70A, Int. Reg.	LU	80	12	12154N-OE
LT230						
Diesel	1979-On	Motorola 70A, Int. Reg.	LU	80	12	12154N-OE
LT345						
Diesel	1979-On	Motorola 70A, Int. Reg.	LU	80	12	12154N-OE
LT54						
Diesel	1979-On	Motorola 70A, Int. Reg.	LU	80	12	12154N-OE
LT90						
Diesel	1979-On	Motorola 70A, Int. Reg.	LU	80	12	12154N-OE
LISTER-BLACKSTONE - Marine Engine						
L3						
3 cyl	All	Replaces Original Unit	LU	80	12	20607N-OE
L4						
4 cyl	All	Replaces Original Unit	LU	80	12	20607N-OE
LUCAS - Marine Engine						
Various Models						
Various	All	All	MD	55	12	12754N
Various	1998-On	All	MD	65	12	12391N
Various		Delco Conversion., self-excite / 94A	DR	94	12	8908N
Various	1985-On	All	MD	55	12	12174N-1G
Various		All	MD	55	12	12174N-6G
Various		All	MD	55	12	12175N
Various		All	MD	65	12	12176N-6G
Various		All	MD	65	12	12177N
Various		All	MD	55	12	12268N
Various		Mando, 65A / 1V Pulley	MD	65	12	12176N-1G
Various	1982-On	Dbl Bottom Mtg, Top 10:00	LU	55	24	12524N-OE
Various		Dbl Bottom Mtg, Top 10:00	LU	80	12	20607N-OE
MANDO - Marine Engine						
Various Models						
Various	All	All	MD	55	12	12754N
Various	1998-On	All	MD	65	12	12391N
Various		Delco Conversion., self-excite / 94A	DR	94	12	8908N
Various	1985-On	All	MD	55	12	12174N-1G
Various		All	MD	55	12	12174N-6G
Various		All	MD	55	12	12175N
Various		All	MD	65	12	12176N-6G
Various		All	MD	65	12	12177N

ALTERNATOR

ALTERNATOR APPLICATIONS

ALTERNATORS

ENGINE	YEAR	APPLICATION	Mfg	Amp	Volt	PART NUMBER
MANDO - Marine Engine (Cont'd)						
Various Models (Cont'd)						
Various	All	MD	55	12	12268N
Various		Mando, 65A / 1V Pulley	MD	65	12	12176N-1G
MARINE CONVERSION - Marine Engine						
Various Models						
Various	All	Delco 10SI, 100 Amp (Conversion Unit, 2 Wire)	DR	100	12	8907N
Various		Delco 10SI, 61 Amp (Conversion Unit, 2 Wire)	DR	61	12	8906N
Various		Delco 10SI, 61-78 Amp (Conversion Unit, 1 Wire)	DR	61	12	8904N
Various		Delco 10SI, 94 Amp (Conversion Unit, 1 Wire)	DR	100	12	8905N
MARINE POWER - Marine Engine						
Various Models						
V8-305 ; 5.0L	2008-97	DR 7SI, 12V / 70A	DR	70	12	8469N
Various		Inboard & Sterndrive, DR. 7SI, 70A / 2V pulley	DR	70	12	8463N
Various		Inboard & Sterndrive, DR. 7SI, 70A / 6S pulley	DR	70	12	8467N-6G1
Various	1997-On	Delco 7SI Series	DR	70	12	8468N
MARINER - Marine Engine						
200 (DFI)						
All	All	Ser. # T178500-On	DR	50	12	8470N
All		Ser. #G386496-On	ND	50	12	12359N
225 (Carb)						
GM 3.0L - 183 cid - 6 Cyl. All	All	ND	50	12	12358N
225 (DFI)						
All	All	Ser. # G59000-On	ND	50	12	12359N
All		Ser. # T178500-On	DR	50	12	8470N
225 (EFI)						
GM 3.0L - 183 cid - 6 Cyl. All	All	ND	50	12	12358N
225 SEA PRO (Carb)						
GM 3.0L - 183 cid - 6 Cyl. All	All	ND	50	12	12358N
250 (EFI)						
GM 3.0L - 183 cid - 6 Cyl. All	All	ND	50	12	12358N
V-115 (DFI)						
GM 2.5L - 153 cid - 4 Cyl. All	All	DR	50	12	8470N
V-135 (DFI)						
GM 2.5L - 153 cid - 4 Cyl. All		Ser. # G59000-On	DR	50	12	8470N
GM 2.5L - 153 cid - 4 Cyl.		Ser. # T178500-On	DR	50	12	8470N
V-150 (DFI)						
GM 2.5L - 153 cid - 4 Cyl. All		Ser. # G59000-On	DR	50	12	8470N
GM 2.5L - 153 cid - 4 Cyl.		Ser. # T178500-On	DR	50	12	8470N
V-175 (DFI)						
GM 2.5L - 153 cid - 4 Cyl. All	All	DR	50	12	8470N
MEDALIST - Marine Engine						
Various Models						
Various	1989-On	w/1 Hole Mount w/Tach. Hookup w/Radio Supression	MD	55	12	12174N-1G

ALTERNATOR APPLICATIONS

ENGINE	YEAR	APPLICATION	Mfg	Amp	Volt	PART NUMBER
MERCUISER - Marine Engine						
Model 198 MIE						
GM 5.0L - 305 cid - 8 Cyl.	1977	Delco 10SI ;1-Wire/ 61A,w/ SRE screen	DR	61	12	7152N
GM 5.0L - 305 cid - 8 Cyl.		Delco 10SI ;1-Wire/ 94A,w/ SRE screen	DR	94	12	7152N-94A
GM 5.0L - 305 cid - 8 Cyl.		Delco 10SI, Chrome, 1-Wire/ 94A, w/ SRE screen	DR	94	12	7152CN-HQ
GM 5.0L - 305 cid - 8 Cyl.		Delco 10SI, Chrome, 1-Wire/ 94A, w/ SRE screen	DR	94	12	7152CN-94A
GM 5.0L - 305 cid - 8 Cyl.		GM,94A,Chr.Finish w/Chrome spark cover	DR	94	12	7466CN-HQ
GM 5.0L - 305 cid - 8 Cyl.		GM,94A,Chrome Finish	DR	94	12	7466CN-94A
GM 5.0L - 305 cid - 8 Cyl.		GM,94A,Std.Finish service unit	DR	94	12	7466N-94A
GM 5.0L - 305 cid - 8 Cyl.		OE:Moto.37A /GM 61A serv.unit.	DR	61	12	7466N
Model 215 MIE						
Ford 5.0L - 302 cid - 8 Cyl.	1972-70	Delco 10SI ;1-Wire/ 61A,w/ SRE screen	DR	61	12	7152N
Ford 5.0L - 302 cid - 8 Cyl.		Delco 10SI ;1-Wire/ 94A,w/ SRE screen	DR	94	12	7152N-94A
Ford 5.0L - 302 cid - 8 Cyl.		Delco 10SI, Chrome, 1-Wire/ 94A, w/ SRE screen	DR	94	12	7152CN-HQ
Ford 5.0L - 302 cid - 8 Cyl.		Delco 10SI, Chrome, 1-Wire/ 94A, w/ SRE screen	DR	94	12	7152CN-94A
Model 225 MIE						
Ford 5.0L - 302 cid - 8 Cyl.	1974-73	Delco 10SI ;1-Wire/ 61A,w/ SRE screen	DR	61	12	7152N
Ford 5.0L - 302 cid - 8 Cyl.		Delco 10SI ;1-Wire/ 94A,w/ SRE screen	DR	94	12	7152N-94A
Ford 5.0L - 302 cid - 8 Cyl.		Delco 10SI, Chrome, 1-Wire/ 94A, w/ SRE screen	DR	94	12	7152CN-HQ
Ford 5.0L - 302 cid - 8 Cyl.		Delco 10SI, Chrome, 1-Wire/ 94A, w/ SRE screen	DR	94	12	7152CN-94A
Model 228 MIE						
GM 5.0L - 305 cid - 8 Cyl.	1980-77	Delco 10SI ;1-Wire/ 61A,w/ SRE screen	DR	61	12	7152N
GM 5.0L - 305 cid - 8 Cyl.		Delco 10SI ;1-Wire/ 94A,w/ SRE screen	DR	94	12	7152N-94A
GM 5.0L - 305 cid - 8 Cyl.		Delco 10SI, Chrome, 1-Wire/ 94A, w/ SRE screen	DR	94	12	7152CN-HQ
GM 5.0L - 305 cid - 8 Cyl.		Delco 10SI, Chrome, 1-Wire/ 94A, w/ SRE screen	DR	94	12	7152CN-94A
GM 5.0L - 305 cid - 8 Cyl.		GM,94A,Chr.Finish w/Chrome spark cover	DR	94	12	7466CN-HQ
GM 5.0L - 305 cid - 8 Cyl.		GM,94A,Chrome Finish	DR	94	12	7466CN-94A
GM 5.0L - 305 cid - 8 Cyl.		GM,94A,Std.Finish service unit	DR	94	12	7466N-94A
GM 5.0L - 305 cid - 8 Cyl.		OE:Moto.37A /GM 61A serv.unit.	DR	61	12	7466N
Model 230 MIE						
GM 5.0L - 305 cid - 8 Cyl.	1995-81	Mando 55A Alternator	MD	55	12	12174N-1G
GM 5.0L - 305 cid - 8 Cyl.		Motorola 51A Alternator	MD	55	12	12174N-1G
Model 233 MIE						
Ford 5.8L - 351 cid - 8 Cyl.	1977-75	Delco 10SI ;1-Wire/ 61A,w/ SRE screen	DR	61	12	7152N
Ford 5.8L - 351 cid - 8 Cyl.		Delco 10SI ;1-Wire/ 94A,w/ SRE screen	DR	94	12	7152N-94A
Ford 5.8L - 351 cid - 8 Cyl.		Delco 10SI, Chrome, 1-Wire/ 94A, w/ SRE screen	DR	94	12	7152CN-HQ
Ford 5.8L - 351 cid - 8 Cyl.		Delco 10SI, Chrome, 1-Wire/ 94A, w/ SRE screen	DR	94	12	7152CN-94A
Model 255 MIE						
Ford 5.8L - 351 cid - 8 Cyl.	1974-73	Delco 10SI ;1-Wire/ 61A,w/ SRE screen	DR	61	12	7152N
Ford 5.8L - 351 cid - 8 Cyl.		Delco 10SI ;1-Wire/ 94A,w/ SRE screen	DR	94	12	7152N-94A
Ford 5.8L - 351 cid - 8 Cyl.		Delco 10SI, Chrome, 1-Wire/ 94A, w/ SRE screen	DR	94	12	7152CN-HQ

ALTERNATOR

ALTERNATOR APPLICATIONS

ALTERNATORS

ENGINE	YEAR	APPLICATION	Mfg	Amp	Volt	PART NUMBER
MERCUISER - Marine Engine (Cont'd)						
Model 255 MIE (Cont'd)						
Ford 5.8L - 351 cid - 8 Cyl.		Delco 10SI, Chrome, 1-Wire/ 94A, w/ SRE screen	DR	94	12	7152CN-94A
GM 5.7L - 350 cid - 8 Cyl. 1980-75		Delco 10SI ;1-Wire/ 61A,w/ SRE screen	DR	61	12	7152N
GM 5.7L - 350 cid - 8 Cyl.		Delco 10SI ;1-Wire/ 94A,w/ SRE screen	DR	94	12	7152N-94A
GM 5.7L - 350 cid - 8 Cyl.		Delco 10SI, Chrome, 1-Wire/ 94A, w/ SRE screen	DR	94	12	7152CN-HQ
GM 5.7L - 350 cid - 8 Cyl.		Delco 10SI, Chrome, 1-Wire/ 94A, w/ SRE screen	DR	94	12	7152CN-94A
GM 5.7L - 350 cid - 8 Cyl.		GM,94A,Chr.Finish w/Chrome spark cover	DR	94	12	7466CN-HQ
GM 5.7L - 350 cid - 8 Cyl.		GM,94A,Chrome Finish	DR	94	12	7466CN-94A
GM 5.7L - 350 cid - 8 Cyl.		GM,94A,Std.Finish service unit	DR	94	12	7466N-94A
GM 5.7L - 350 cid - 8 Cyl.		OE:Moto.37A /GM 61A serv.unit.	DR	61	12	7466N
Model 260 MIE						
GM 5.7L - 350 cid - 8 Cyl. 1987-81		Motorola 51A Alternator	MD	55	12	12174N-1G
GM 5.7L - 350 cid - 8 Cyl. 1987		Mando 55A Alternator	MD	55	12	12174N-1G
Model 270 MIE						
GM 5.7L - 350 cid - 8 Cyl. 1972-69		Delco 10SI ;1-Wire/ 61A,w/ SRE screen	DR	61	12	7152N
GM 5.7L - 350 cid - 8 Cyl.		Delco 10SI ;1-Wire/ 94A,w/ SRE screen	DR	94	12	7152N-94A
GM 5.7L - 350 cid - 8 Cyl.		Delco 10SI, Chrome, 1-Wire/ 94A, w/ SRE screen	DR	94	12	7152CN-HQ
GM 5.7L - 350 cid - 8 Cyl.		Delco 10SI, Chrome, 1-Wire/ 94A, w/ SRE screen	DR	94	12	7152CN-94A
Model 325 MIE						
GM 7.0L - 427 cid - 8 Cyl. 1974-68		Delco 10SI ;1-Wire/ 61A,w/ SRE screen	DR	61	12	7152N
GM 7.0L - 427 cid - 8 Cyl.		Delco 10SI ;1-Wire/ 94A,w/ SRE screen	DR	94	12	7152N-94A
GM 7.0L - 427 cid - 8 Cyl.		Delco 10SI, Chrome, 1-Wire/ 94A, w/ SRE screen	DR	94	12	7152CN-HQ
GM 7.0L - 427 cid - 8 Cyl.		Delco 10SI, Chrome, 1-Wire/ 94A, w/ SRE screen	DR	94	12	7152CN-94A
Model 330 MIE						
GM 7.4L - 454 cid - 8 Cyl. 1980-77		Delco 10SI ;1-Wire/ 61A,w/ SRE screen	DR	61	12	7152N
GM 7.4L - 454 cid - 8 Cyl.		Delco 10SI ;1-Wire/ 94A,w/ SRE screen	DR	94	12	7152N-94A
GM 7.4L - 454 cid - 8 Cyl.		Delco 10SI, Chrome, 1-Wire/ 94A, w/ SRE screen	DR	94	12	7152CN-HQ
GM 7.4L - 454 cid - 8 Cyl.		Delco 10SI, Chrome, 1-Wire/ 94A, w/ SRE screen	DR	94	12	7152CN-94A
GM 7.4L - 454 cid - 8 Cyl.		GM,94A,Chr.Finish w/Chrome spark cover	DR	94	12	7466CN-HQ
GM 7.4L - 454 cid - 8 Cyl.		GM,94A,Chrome Finish	DR	94	12	7466CN-94A
GM 7.4L - 454 cid - 8 Cyl.		GM,94A,Std.Finish service unit	DR	94	12	7466N-94A
GM 7.4L - 454 cid - 8 Cyl.		OE:Moto.37A /GM 61A serv.unit.	DR	61	12	7466N
Model 350 Mag MPI (Gen +)						
GM 5.7L - 350 cid - 8 Cyl. 1999-On		Delco - #OL304500-OM299999	DR	70	12	8460N
GM 5.7L - 350 cid - 8 Cyl.		Delco - #OM310000-On	DR	70	12	8461N
GM 5.7L - 350 cid - 8 Cyl.		Mando - #OL304500-OM299999	MD	65	12	12176N-6G
GM 5.7L - 350 cid - 8 Cyl. 1998		Mando 65A Alternator	MD	65	12	12176N-6G
Model 350 Mag MPI Horizon						
GM 5.7L - 350 cid - 8 Cyl. 1999-On		Delco - #OL304500-OM299999	DR	70	12	8460N
GM 5.7L - 350 cid - 8 Cyl.		Delco - #OM310000-On	DR	70	12	8461N
GM 5.7L - 350 cid - 8 Cyl.		Mando - #OL304500-OM299999	MD	65	12	12176N-6G
Model 350 Mag MPI MIE (Gen +)						
GM 5.7L - 350 cid - 8 Cyl. 1999-98		Mando 65A Alternator	MD	65	12	12176N-6G
Model 350 MIE						
GM 7.4L - 454 cid - 8 Cyl. 1976-74		Delco 10SI ;1-Wire/ 61A,w/ SRE screen	DR	61	12	7152N
GM 7.4L - 454 cid - 8 Cyl.		Delco 10SI ;1-Wire/ 94A,w/ SRE screen	DR	94	12	7152N-94A
GM 7.4L - 454 cid - 8 Cyl.		Delco 10SI, Chrome, 1-Wire/ 94A, w/ SRE screen	DR	94	12	7152CN-HQ
GM 7.4L - 454 cid - 8 Cyl.		Delco 10SI, Chrome, 1-Wire/ 94A, w/ SRE screen	DR	94	12	7152CN-94A
Model 377 Scorpion (Gen+) (Ski)						
GM 6.2L - 377 cid - 8 Cyl. 1997-On		Mando 65A Alternator	MD	65	12	12176N-6G

ALTERNATOR APPLICATIONS

ENGINE	YEAR	APPLICATION	Mfg	Amp	Volt	PART NUMBER
MERCUISER - Marine Engine (Cont'd)						
Model 377 Scorpion Sterndrive						
GM 6.2L - 377 cid - 8 Cyl. 2000-On		Mando 65A Alternator	MD	65	12	12176N-6G
Model 390 MIE						
GM 7.5L - 482 cid - 8 Cyl. 1970-69		Delco 10SI ;1-Wire/ 61A,w/ SRE screen	DR	61	12	7152N
GM 7.5L - 482 cid - 8 Cyl.		Delco 10SI ;1-Wire/ 94A,w/ SRE screen	DR	94	12	7152N-94A
GM 7.5L - 482 cid - 8 Cyl.		Delco 10SI, Chrome, 1-Wire/ 94A, w/ SRE screen	DR	94	12	7152CN-HQ
GM 7.5L - 482 cid - 8 Cyl.		Delco 10SI, Chrome, 1-Wire/ 94A, w/ SRE screen	DR	94	12	7152CN-94A
Model 420						
GM 7.4L - 454 cid - 8 Cyl. 1989-87		Mando 51A Alternator	MD	55	12	12174N-1G
GM 7.4L - 454 cid - 8 Cyl.		Mando 55A Alternator	MD	55	12	12174N-1G
GM 7.4L - 454 cid - 8 Cyl.		Mando 55A Alternator	MD	55	12	12754N
Model 425						
GM 7.4L - 454 cid - 8 Cyl. 1992-90		Mando 51A Alternator	MD	55	12	12174N-1G
GM 7.4L - 454 cid - 8 Cyl.		Mando 55A Alternator	MD	55	12	12174N-1G
GM 7.4L - 454 cid - 8 Cyl.		Mando 55A Alternator	MD	55	12	12754N
Model 425 (Gen V)						
GM 7.4L - 454 cid - 8 Cyl. 1993-92		Mando 51A Alternator	MD	55	12	12174N-1G
GM 7.4L - 454 cid - 8 Cyl.		Mando 55A Alternator	MD	55	12	12174N-1G
GM 7.4L - 454 cid - 8 Cyl.		Mando 55A Alternator	MD	55	12	12754N
Model 450 (Gen V)						
GM 7.4L - 454 cid - 8 Cyl. 1996-95		Mando 51A Alternator	MD	55	12	12174N-1G
GM 7.4L - 454 cid - 8 Cyl.		Mando 55A Alternator	MD	55	12	12754N
Model 454 Mag MPI Horizon (Gen VI)						
GM 7.4L - 454 cid - 8 Cyl. 1998-On		Delco - S/N 0L086050 - 0L674000	DR	70	12	8460N
GM 7.4L - 454 cid - 8 Cyl.		Mando - S/N 0L002200 - 0L086049	MD	65	12	12176N-6G
Model 465						
GM 8.2L - 502 cid - 8 Cyl. 1992-90		Mando 51A Alternator	MD	55	12	12174N-1G
GM 8.2L - 502 cid - 8 Cyl.		Mando 55A Alternator	MD	55	12	12174N-1G
GM 8.2L - 502 cid - 8 Cyl.		Mando 55A Alternator	MD	55	12	12754N
Model 465 (Gen V)						
GM 8.2L - 502 cid - 8 Cyl. 1994-92		Mando 51A Alternator	MD	55	12	12174N-1G
GM 8.2L - 502 cid - 8 Cyl.		Mando 55A Alternator	MD	55	12	12174N-1G
GM 8.2L - 502 cid - 8 Cyl.		Mando 55A Alternator	MD	55	12	12754N
Model 5.0L (4-BBL)						
GM 5.0L - 305 cid - 8 Cyl. 1995-87		Mando 55A Alternator	MD	55	12	12174N-1G
GM 5.0L - 305 cid - 8 Cyl.		Motorola 51A Alternator	MD	55	12	12174N-1G
Model 5.7L EFI (Gen +) MIE						
GM 5.7L - 350 cid - 8 Cyl. 1997-On		Delco (Korean) 65A Alt.	DR	70	12	8460N
GM 5.7L - 350 cid - 8 Cyl.		Mando 65A Alternator	MD	65	12	12176N-6G
Model 5.7L MIE						
GM 5.7L - 350 cid - 8 Cyl. 1999-On		Delco 65A - S/N 0L677226 & Below	DR	70	12	8460N
GM 5.7L - 350 cid - 8 Cyl.		Delco 70A - S/N 0L677227 & Up	DR	70	12	8461N
GM 5.7L - 350 cid - 8 Cyl.		Mando 55A Alternator	MD	55	12	12174N-6G
GM 5.7L - 350 cid - 8 Cyl. 1998-97		Mando 55A Alternator	MD	55	12	12174N-6G
GM 5.7L - 350 cid - 8 Cyl. 1996-94		Mando 51A Alternator	MD	55	12	12174N-1G
GM 5.7L - 350 cid - 8 Cyl.		Mando 55A Alternator	MD	55	12	12754N
GM 5.7L - 350 cid - 8 Cyl. 1995-88		Mando 55A Alternator	MD	55	12	12174N-1G
GM 5.7L - 350 cid - 8 Cyl. 1993-88		Motorola 51A Alternator	MD	55	12	12174N-1G
Model 500 (Gen +)						
GM 8.2L - 502 cid - 8 Cyl. 2000-99		Mando 51A Alternator	MD	55	12	12174N-1G

ALTERNATOR

ALTERNATOR APPLICATIONS

ALTERNATORS

ENGINE	YEAR	APPLICATION	Mfg	Amp	Volt	PART NUMBER
MERCUISER - Marine Engine (Cont'd)						
Model 500 (Gen +) (Cont'd)						
GM 8.2L - 502 cid - 8 Cyl.		Mando 55A Alternator	MD	55	12	12754N
Model 500 (Gen V)						
GM 8.2L - 502 cid - 8 Cyl. 1996-94		Mando 51A Alternator	MD	55	12	12174N-1G
GM 8.2L - 502 cid - 8 Cyl.		Mando 55A Alternator	MD	55	12	12754N
Model 500 (Gen VI)						
GM 8.2L - 502 cid - 8 Cyl. 1998-97		Mando 51A Alternator	MD	55	12	12174N-1G
GM 8.2L - 502 cid - 8 Cyl.		Mando 55A Alternator	MD	55	12	12754N
Model 500 Bulldog						
GM 8.9L - 540 cid - 8 Cyl. 2001-90		Mando 51A Alternator	MD	55	12	12174N-1G
GM 8.9L - 540 cid - 8 Cyl.		Mando 55A Alternator	MD	55	12	12754N
Model 500 EFI						
GM 8.2L - 502 cid - 8 Cyl. 2002-00		Delco 70A Alternator	DR	70	12	8461N
Model 525 EFI						
GM 8.2L - 502 cid - 8 Cyl. 2002-00		Delco 70A Alternator	DR	70	12	8461N
Model 525SC						
GM 7.4L - 454 cid - 8 Cyl. 1992-91		Mando 51A Alternator	MD	55	12	12174N-1G
GM 7.4L - 454 cid - 8 Cyl.		Mando 55A Alternator	MD	55	12	12174N-1G
GM 7.4L - 454 cid - 8 Cyl.		Mando 55A Alternator	MD	55	12	12754N
Model 525SC (Gen V)						
GM 7.4L - 454 cid - 8 Cyl. 1996-92		Mando 51A Alternator	MD	55	12	12174N-1G
GM 7.4L - 454 cid - 8 Cyl.		Mando 55A Alternator	MD	55	12	12754N
GM 7.4L - 454 cid - 8 Cyl. 1995-92		Mando 55A Alternator	MD	55	12	12174N-1G
Model 525SC (Gen VI)						
GM 7.4L - 454 cid - 8 Cyl. 1997-On		Mando 51A Alternator	MD	55	12	12174N-1G
GM 7.4L - 454 cid - 8 Cyl.		Mando 55A Alternator	MD	55	12	12754N
Model 575SCI						
GM 8.2L - 502 cid - 8 Cyl. 2000-On		S/N 0M900000 - 0M950526	DR	50	12	8470N
Model 600SC (Gen IV & V)						
GM 8.2L - 502 cid - 8 Cyl. 1996-91		Mando 51A Alternator	MD	55	12	12174N-1G
GM 8.2L - 502 cid - 8 Cyl.		Mando 55A Alternator	MD	55	12	12754N
Model 600SC (Gen VI)						
GM 8.2L - 502 cid - 8 Cyl. 1998-97		Mando 51A Alternator	MD	55	12	12174N-1G
GM 8.2L - 502 cid - 8 Cyl.		Mando 55A Alternator	MD	55	12	12754N
Model 600SCI						
GM 8.2L - 502 cid - 8 Cyl. 2002-On		Delco 70A Alternator	DR	70	12	8461N
Model 662SCI						
Various	2002-On	Delco 70A Alternator	DR	70	12	8461N
Model 7.3L (Bravo & MIE)						
IHC 7.3L - 444 cid - 8 Cyl. 1998-94		Mando, 65A / 1V Pulley	MD	65	12	12176N-1G
Model 7.4L MIE (LH) (Gen V)						
GM 7.4L - 454 cid - 8 Cyl. 1996-92		Mando 51A Alternator	MD	55	12	12174N-1G
GM 7.4L - 454 cid - 8 Cyl.		Mando 55A Alternator	MD	55	12	12174N-1G
GM 7.4L - 454 cid - 8 Cyl.		Mando 55A Alternator	MD	55	12	12754N
GM 7.4L - 454 cid - 8 Cyl.		Motorola 51A Alternator	MD	55	12	12174N-1G
Model 7.4L MIE (LH) (Gen VI)						
GM 7.4L - 454 cid - 8 Cyl. 1997-96		Mando 55A Alternator	MD	55	12	12174N-1G

ALTERNATOR APPLICATIONS

ENGINE	YEAR	APPLICATION	Mfg	Amp	Volt	PART NUMBER
MERCUISER - Marine Engine (Cont'd)						
Model 7.4L MIE (LH) w/Hurth MK4						
GM 7.4L - 454 cid - 8 Cyl. 1992-89		Mando 55A Alternator	MD	55	12	12174N-1G
GM 7.4L - 454 cid - 8 Cyl.		Motorola 51A Alternator	MD	55	12	12174N-1G
Model 7.4L MIE MPI (L29) (Gen VI)						
GM 7.4L - 454 cid - 8 Cyl. 2000-98		Delco (Korean) 65A Alt.	DR	70	12	8460N
GM 7.4L - 454 cid - 8 Cyl.		Mando 65A Alternator	MD	65	12	12176N-6G
Model 7.4L MIE MPI (LH) (Gen V)						
GM 7.4L - 454 cid - 8 Cyl. 1996-95		Mando, 65A / 1V Pulley	MD	65	12	12176N-1G
Model 7.4L MIE MPI (LH) (Gen VI)						
GM 7.4L - 454 cid - 8 Cyl. 1997-96		Mando, 65A / 1V Pulley	MD	65	12	12176N-1G
Model 7.4L MIE TBI (LH) (Gen VI)						
GM 7.4L - 454 cid - 8 Cyl. 1997-96		Mando, 65A / 1V Pulley	MD	65	12	12176N-1G
Model 700SCI						
Various	2002-On	Delco 70A Alternator	DR	70	12	8461N
Model 8.1S HO						
GM 8.1L - 496 cid - 8 Cyl. 2001-On		Delco (Korean) 70A Alt.	DR	70	12	8461N
Model 8.1S Horizon						
GM 8.1L - 496 cid - 8 Cyl. 2001-On		Delco (Korean) 70A Alt.	DR	70	12	8461N
Model 8.2L MIE (Gen V)						
GM 8.2L - 502 cid - 8 Cyl. 1996-93		Mando 51A Alternator	MD	55	12	12174N-1G
GM 8.2L - 502 cid - 8 Cyl.		Mando 55A Alternator	MD	55	12	12174N-1G
GM 8.2L - 502 cid - 8 Cyl.		Mando 55A Alternator	MD	55	12	12754N
Model 8.2L MIE MPI (LH) (Gen VI)						
GM 8.2L - 502 cid - 8 Cyl. 2000-On		Delco 65A Alternator	DR	70	12	8460N
GM 8.2L - 502 cid - 8 Cyl.		Mando 65A Alternator	MD	65	12	12176N-6G
GM 8.2L - 502 cid - 8 Cyl. 1999-98		Mando 65A Alternator	MD	65	12	12176N-6G
GM 8.2L - 502 cid - 8 Cyl. 1997-96		Mando, 65A / 1V Pulley	MD	65	12	12176N-1G
Model 8.2L MIE w/Hurth						
GM 8.2L - 502 cid - 8 Cyl. 1992-90		Mando 55A Alternator	MD	55	12	12174N-1G
GM 8.2L - 502 cid - 8 Cyl.		Motorola 51A Alternator	MD	55	12	12174N-1G
Model 800SC (Gen V)						
GM 9.4L - 472 cid - 8 Cyl. 1998-93		Mando 51A Alternator	MD	55	12	12174N-1G
GM 9.4L - 472 cid - 8 Cyl.		Mando 55A Alternator	MD	55	12	12754N
Model 900SC						
GM 9.0L - 542 cid - 8 Cyl. 2002-99		Delco (Korean) 65A Alt.	DR	70	12	8465N
Model D1.7L DTI (Alpha)						
Isuzu 1.7L - 103 cid - 4 Cyl.	2001-On	Mitsubishi Alternator	MI	50	12	12630N
Model D2.8L D-Tronic (Bravo & MIE)						
VM 2.8L - 169 cid - 4 Cyl. 1999-97		Mando, 65A / 1V Pulley	MD	65	12	12176N-1G
Model D3.0L Bravo						
VM 3.0L - 183 cid - 5 Cyl. 1997-94		Mando, 65A / 1V Pulley	MD	65	12	12176N-1G
Model D3.0L MIE						
VM 3.0L - 183 cid - 5 Cyl. 1995-94		Mando, 65A / 1V Pulley	MD	65	12	12176N-1G
Model D3.6L Bravo						
VM 3.6L - 219 cid - 6 Cyl. 1996-94		Mando, 65A / 1V Pulley	MD	65	12	12176N-1G

ALTERNATOR

ALTERNATOR APPLICATIONS

ALTERNATORS

ENGINE	YEAR	APPLICATION	Mfg	Amp	Volt	PART NUMBER
MERCURISER - Marine Engine (Cont'd)						
Model D3.6L MIE						
VM 3.6L - 219 cid - 6 Cyl. 1996-94		Mando, 65A / 1V Pulley	MD	65	12	12176N-1G
Model D3.6L W Bravo (Export)						
VM 3.6L - 219 cid - 6 Cyl. 1996-On		Mando, 65A / 1V Pulley	MD	65	12	12176N-1G
Model D4.2L Bravo						
VM 4.2L - 254 cid - 6 Cyl. 1995-94		Mando, 65A / 1V Pulley	MD	65	12	12176N-1G
Model D4.2L MIE						
VM 4.2L - 254 cid - 6 Cyl. 1995-94		Mando, 65A / 1V Pulley	MD	65	12	12176N-1G
Model D4.2L/250 D-Tronic						
VM 4.2L - 254 cid - 6 Cyl. 1999-97		Mando, 65A / 1V Pulley	MD	65	12	12176N-1G
MERCURISER - Ski Engine						
Black Scorpion Ski (Gen +)						
GM 5.7L - 350 cid - 8 Cyl. 1997-On		Delco (Korean) 70A Alt.	DR	70	12	8461N
GM 5.7L - 350 cid - 8 Cyl.		Mando 65A Alternator	MD	65	12	12176N-6G
GM 5.7L - 350 cid - 8 Cyl. 1996		Mando, 65A / 1V Pulley	MD	65	12	12176N-1G
Model 350 Mag EFI Ski (Gen +)						
GM 5.7L - 350 cid - 8 Cyl. 1997		Mando 65A Alternator	MD	65	12	12176N-6G
GM 5.7L - 350 cid - 8 Cyl. 1996		Mando, 65A / 1V Pulley	MD	65	12	12176N-1G
Model 350 Mag EFI Ski (TBI)						
GM 5.7L - 350 cid - 8 Cyl. 1996-94		Mando, 65A / 1V Pulley	MD	65	12	12176N-1G
Model 350 Mag MPI Ski						
GM 5.7L - 350 cid - 8 Cyl. 1996-95		Mando, 65A / 1V Pulley	MD	65	12	12176N-1G
Model 350 Mag MPI Ski (Gen +)						
GM 5.7L - 350 cid - 8 Cyl. 1998-On		Delco (Korean) 65A Alt.	DR	70	12	8460N
GM 5.7L - 350 cid - 8 Cyl.		Mando 65A Alternator	MD	65	12	12176N-6G
Model 350 Mag Ski						
GM 5.7L - 350 cid - 8 Cyl. 1996-91		Mando 51A Alternator	MD	55	12	12174N-1G
GM 5.7L - 350 cid - 8 Cyl.		Mando 55A Alternator	MD	55	12	12174N-1G
GM 5.7L - 350 cid - 8 Cyl.		Mando 55A Alternator	MD	55	12	12754N
GM 5.7L - 350 cid - 8 Cyl. 1997		Mando 55A Alternator	MD	55	12	12174N-6G
Model 454 EFI Ski (Gen V)						
GM 7.4L - 454 cid - 8 Cyl. 1995		Mando, 65A / 1V Pulley	MD	65	12	12176N-1G
Model 454 Mag MPI Ski (Gen VI)						
GM 7.4L - 454 cid - 8 Cyl. 1997-96		Mando, 65A / 1V Pulley	MD	65	12	12176N-1G
Model 5.7L Competition Ski						
GM 5.7L - 350 cid - 8 Cyl. 1996-87		Mando 51A Alternator	MD	55	12	12174N-1G
GM 5.7L - 350 cid - 8 Cyl.		Mando 55A Alternator	MD	55	12	12754N
GM 5.7L - 350 cid - 8 Cyl. 1995-87		Mando 55A Alternator	MD	55	12	12174N-1G
GM 5.7L - 350 cid - 8 Cyl.		Motorola 51A Alternator	MD	55	12	12174N-1G
GM 5.7L - 350 cid - 8 Cyl. 1997		Mando 55A Alternator	MD	55	12	12174N-6G
Model 5.7L Ski						
GM 5.7L - 350 cid - 8 Cyl. 1987-85		Mando 55A Alternator	MD	55	12	12174N-1G
GM 5.7L - 350 cid - 8 Cyl.		Motorola 51A Alternator	MD	55	12	12174N-1G
Model 5.7L Ski (CARB)						
GM 5.7L - 350 cid - 8 Cyl. 1998-On		Delco (Korean) 70A Alt.	DR	70	12	8461N

ALTERNATOR APPLICATIONS

ENGINE	YEAR	APPLICATION	Mfg	Amp	Volt	PART NUMBER
MERCUISER - Ski Engine (Cont'd)						
Model 5.7L Ski (Gen +)						
GM 5.7L - 350 cid - 8 Cyl. 1998-On		SN-0L619000-Up (Delco)	DR	70	12	8460N
GM 5.7L - 350 cid - 8 Cyl.		SN-0L918999-Down (Mando)	MD	55	12	12174N-6G
Model MX 6.2L BS MPI Ski						
GM 6.2L - 377 cid - 8 Cyl. 2001-On		Delco (Korean) 70A Alt.	DR	70	12	8461N
MERCUISER - Stern Drive						
Model 110						
GM 2.5L - 153 cid - 4 Cyl. 1966-63		DR Replace, 61 Amp / self excite	DR	61	12	8903N-61A
GM 2.5L - 153 cid - 4 Cyl.		DR Replace, 94 Amp / self excite	DR	94	12	8903N-94A
Model 120						
GM 2.5L - 153 cid - 4 Cyl. 1989-88		Delco 10SI w/Spark Screen	DR	61	12	7466N
GM 2.5L - 153 cid - 4 Cyl. 1989-83		Mando 55A Alternator	MD	55	12	12174N-1G
GM 2.5L - 153 cid - 4 Cyl. 1987-77		Delco 10SI w/Spark Screen	DR	61	12	7466N
GM 2.5L - 153 cid - 4 Cyl. 1982-77		Delco 10SI ;1-Wire/ 61A,w/ SRE screen	DR	61	12	7152N
GM 2.5L - 153 cid - 4 Cyl.		Delco 10SI ;1-Wire/ 94A,w/ SRE screen	DR	94	12	7152N-94A
GM 2.5L - 153 cid - 4 Cyl.		Delco 10SI, Chrome, 1-Wire/ 94A, w/ SRE screen	DR	94	12	7152CN-HQ
GM 2.5L - 153 cid - 4 Cyl.		Delco 10SI, Chrome, 1-Wire/ 94A, w/ SRE screen	DR	94	12	7152CN-94A
GM 2.5L - 153 cid - 4 Cyl. 1982-73		GM,94A,Chr.Finish w/Chrome spark cover	DR	94	12	7466CN-HQ
GM 2.5L - 153 cid - 4 Cyl.		GM,94A,Chrome Finish	DR	94	12	7466CN-94A
GM 2.5L - 153 cid - 4 Cyl.		GM,94A,Std.Finish service unit	DR	94	12	7466N-94A
GM 2.5L - 153 cid - 4 Cyl.		OE:Moto.37A /GM 61A serv.unit.	DR	61	12	7466N
GM 2.5L - 153 cid - 4 Cyl. 1976-73		Delco 10SI ;1-Wire/ 61A,w/ SRE screen	DR	61	12	7152N
GM 2.5L - 153 cid - 4 Cyl.		Delco 10SI ;1-Wire/ 94A,w/ SRE screen	DR	94	12	7152N-94A
GM 2.5L - 153 cid - 4 Cyl.		Delco 10SI, Chrome, 1-Wire/ 94A, w/ SRE screen	DR	94	12	7152CN-HQ
GM 2.5L - 153 cid - 4 Cyl.		Delco 10SI, Chrome, 1-Wire/ 94A, w/ SRE screen	DR	94	12	7152CN-94A
GM 2.5L - 153 cid - 4 Cyl. 1972-64		DR Replace, 61 Amp / self excite	DR	61	12	8903N-61A
GM 2.5L - 153 cid - 4 Cyl.		DR Replace, 94 Amp / self excite	DR	94	12	8903N-94A
Model 140						
GM 3.0L - 181 cid - 4 Cyl. 1986-83		Mando 55A Alternator	MD	55	12	12174N-1G
GM 3.0L - 181 cid - 4 Cyl. 1986-77		Delco 10SI w/Spark Screen	DR	61	12	7466N
GM 3.0L - 181 cid - 4 Cyl. 1982-77		Delco 10SI ;1-Wire/ 61A,w/ SRE screen	DR	61	12	7152N
GM 3.0L - 181 cid - 4 Cyl.		Delco 10SI ;1-Wire/ 94A,w/ SRE screen	DR	94	12	7152N-94A
GM 3.0L - 181 cid - 4 Cyl.		Delco 10SI, Chrome, 1-Wire/ 94A, w/ SRE screen	DR	94	12	7152CN-HQ
GM 3.0L - 181 cid - 4 Cyl.		Delco 10SI, Chrome, 1-Wire/ 94A, w/ SRE screen	DR	94	12	7152CN-94A
GM 3.0L - 181 cid - 4 Cyl. 1982-73		GM,94A,Chr.Finish w/Chrome spark cover	DR	94	12	7466CN-HQ
GM 3.0L - 181 cid - 4 Cyl.		GM,94A,Chrome Finish	DR	94	12	7466CN-94A
GM 3.0L - 181 cid - 4 Cyl.		GM,94A,Std.Finish service unit	DR	94	12	7466N-94A
GM 3.0L - 181 cid - 4 Cyl.		OE:Moto.37A /GM 61A serv.unit.	DR	61	12	7466N
GM 3.0L - 181 cid - 4 Cyl. 1976-73		Delco 10SI ;1-Wire/ 61A,w/ SRE screen	DR	61	12	7152N
GM 3.0L - 181 cid - 4 Cyl.		Delco 10SI ;1-Wire/ 94A,w/ SRE screen	DR	94	12	7152N-94A
GM 3.0L - 181 cid - 4 Cyl.		Delco 10SI, Chrome, 1-Wire/ 94A, w/ SRE screen	DR	94	12	7152CN-HQ
GM 3.0L - 181 cid - 4 Cyl.		Delco 10SI, Chrome, 1-Wire/ 94A, w/ SRE screen	DR	94	12	7152CN-94A
GM 3.0L - 181 cid - 4 Cyl. 1972-68		DR Replace, 61 Amp / self excite	DR	61	12	8903N-61A
GM 3.0L - 181 cid - 4 Cyl.		DR Replace, 94 Amp / self excite	DR	94	12	8903N-94A
GM 3.2L - 194 cid - 6 Cyl. 1963		DR Replace, 61 Amp / self excite	DR	61	12	8903N-61A
GM 3.2L - 194 cid - 6 Cyl.		DR Replace, 94 Amp / self excite	DR	94	12	8903N-94A
Model 150						
GM 3.8L - 230 cid - 6 Cyl. 1966-64		DR Replace, 61 Amp / self excite	DR	61	12	8903N-61A
GM 3.8L - 230 cid - 6 Cyl.		DR Replace, 94 Amp / self excite	DR	94	12	8903N-94A
Model 165						
GM 4.1L - 250 cid - 6 Cyl. 1982-70		Delco 10SI ;1-Wire/ 61A,w/ SRE screen	DR	61	12	7152N
GM 4.1L - 250 cid - 6 Cyl.		Delco 10SI ;1-Wire/ 94A,w/ SRE screen	DR	94	12	7152N-94A
GM 4.1L - 250 cid - 6 Cyl.		Delco 10SI, Chrome, 1-Wire/ 94A, w/ SRE screen	DR	94	12	7152CN-HQ

ALTERNATOR

ALTERNATOR APPLICATIONS

ALTERNATORS

ENGINE	YEAR	APPLICATION	Mfg	Amp	Volt	PART NUMBER
MERCURISER - Stern Drive (Cont'd)						
Model 165 (Cont'd)						
GM 4.1L - 250 cid - 6 Cyl.		Delco 10SI, Chrome, 1-Wire/ 94A, w/ SRE screen	DR	94	12	7152CN-94A
GM 4.1L - 250 cid - 6 Cyl.		GM,94A,Chr.Finish w/Chrome spark cover	DR	94	12	7466CN-HQ
GM 4.1L - 250 cid - 6 Cyl.		GM,94A,Chrome Finish	DR	94	12	7466CN-94A
GM 4.1L - 250 cid - 6 Cyl.		OE:Moto.37A /GM 61A serv.unit.	DR	61	12	7466N
GM 4.1L - 250 cid - 6 Cyl. 1981-70		GM,94A,Std.Finish service unit	DR	94	12	7466N-94A
GM 4.1L - 250 cid - 6 Cyl. 1982		Replaces All	DR	94	12	7466N-94A
Model 175						
GM 4.3L - 262 cid - 6 Cyl. 1992-87		Mando 55A Alternator	MD	55	12	12174N-1G
Model 185						
GM 3.8L - 229 cid - 6 Cyl. 1984-83		Mando 55A Alternator	MD	55	12	12174N-1G
GM 3.8L - 229 cid - 6 Cyl.		Motorola 51A Alternator	MD	55	12	12174N-1G
GM 4.3L - 262 cid - 6 Cyl. 1987-85		Mando 55A Alternator	MD	55	12	12174N-1G
GM 4.3L - 262 cid - 6 Cyl.		Motorola 51A Alternator	MD	55	12	12174N-1G
Model 190						
GM 4.6L - 283 cid - 8 Cyl. 1964-63		DR Replace, 61 Amp / self excite	DR	61	12	8903N-61A
GM 4.6L - 283 cid - 8 Cyl.		DR Replace, 94 Amp / self excite	DR	94	12	8903N-94A
Model 2.5L						
GM 2.5L - 153 cid - 4 Cyl. 1989-87		Delco 10SI w/Spark Screen	DR	61	12	7466N
GM 2.5L - 153 cid - 4 Cyl.		Mando 55A Alternator	MD	55	12	12174N-1G
Model 200						
GM 5.0L - 305 cid - 8 Cyl. 1987-85		Mando 55A Alternator	MD	55	12	12174N-1G
GM 5.0L - 305 cid - 8 Cyl. 1986-85		Motorola 51A Alternator	MD	55	12	12174N-1G
GM 5.0L - 305 cid - 8 Cyl. 1987		Mando 51A Alternator	MD	55	12	12174N-1G
GM 5.0L - 305 cid - 8 Cyl.		Mando 55A Alternator	MD	55	12	12754N
Model 205						
GM 4.3L - 262 cid - 6 Cyl. 1991-85		Mando 55A Alternator	MD	55	12	12174N-1G
GM 4.3L - 262 cid - 6 Cyl. 1987-85		Motorola 51A Alternator	MD	55	12	12174N-1G
Model 215						
Ford 5.0L - 302 cid - 8 Cyl. 1972-70		Delco 10SI ;1-Wire/ 61A,w/ SRE screen	DR	61	12	7152N
Ford 5.0L - 302 cid - 8 Cyl.		Delco 10SI ;1-Wire/ 94A,w/ SRE screen	DR	94	12	7152N-94A
Ford 5.0L - 302 cid - 8 Cyl.		Delco 10SI, Chrome, 1-Wire/ 94A, w/ SRE screen	DR	94	12	7152CN-HQ
Ford 5.0L - 302 cid - 8 Cyl.		Delco 10SI, Chrome, 1-Wire/ 94A, w/ SRE screen	DR	94	12	7152CN-94A
Model 225						
Ford 5.0L - 302 cid - 8 Cyl. 1974-73		Delco 10SI ;1-Wire/ 61A,w/ SRE screen	DR	61	12	7152N
Ford 5.0L - 302 cid - 8 Cyl.		Delco 10SI ;1-Wire/ 94A,w/ SRE screen	DR	94	12	7152N-94A
Ford 5.0L - 302 cid - 8 Cyl.		Delco 10SI, Chrome, 1-Wire/ 94A, w/ SRE screen	DR	94	12	7152CN-HQ
Ford 5.0L - 302 cid - 8 Cyl.		Delco 10SI, Chrome, 1-Wire/ 94A, w/ SRE screen	DR	94	12	7152CN-94A
GM 5.4L - 327 cid - 8 Cyl. 1966-63		DR Replace, 61 Amp / self excite	DR	61	12	8903N-61A
GM 5.4L - 327 cid - 8 Cyl.		DR Replace, 94 Amp / self excite	DR	94	12	8903N-94A
Model 228						
GM 5.0L - 305 cid - 8 Cyl. 1984-82		Mando 55A Alternator	MD	55	12	12174N-1G
GM 5.0L - 305 cid - 8 Cyl.		Motorola 51A Alternator	MD	55	12	12174N-1G
GM 5.0L - 305 cid - 8 Cyl. 1981-79		Delco 10SI ;1-Wire/ 61A,w/ SRE screen	DR	61	12	7152N

ALTERNATOR APPLICATIONS

ENGINE	YEAR	APPLICATION	Mfg	Amp	Volt	PART NUMBER
MERCUISER - Stern Drive (Cont'd)						
Model 228 (Cont'd)						
GM 5.0L - 305 cid - 8 Cyl.		Delco 10SI ;1-Wire/ 94A,w/ SRE screen	DR	94	12	7152N-94A
GM 5.0L - 305 cid - 8 Cyl.		Delco 10SI, Chrome, 1-Wire/ 94A, w/ SRE screen	DR	94	12	7152CN-HQ
GM 5.0L - 305 cid - 8 Cyl.		Delco 10SI, Chrome, 1-Wire/ 94A, w/ SRE screen	DR	94	12	7152CN-94A
GM 5.0L - 305 cid - 8 Cyl. 1981-77		GM,94A,Chr.Finish w/Chrome spark cover	DR	94	12	7466CN-HQ
GM 5.0L - 305 cid - 8 Cyl.		GM,94A,Chrome Finish	DR	94	12	7466CN-94A
GM 5.0L - 305 cid - 8 Cyl.		GM,94A,Std.Finish service unit	DR	94	12	7466N-94A
GM 5.0L - 305 cid - 8 Cyl.		OE:Moto.37A /GM 61A serv.unit.	DR	61	12	7466N
GM 5.0L - 305 cid - 8 Cyl. 1978-77		Delco 10SI ;1-Wire/ 61A,w/ SRE screen	DR	61	12	7152N
GM 5.0L - 305 cid - 8 Cyl.		Delco 10SI ;1-Wire/ 94A,w/ SRE screen	DR	94	12	7152N-94A
GM 5.0L - 305 cid - 8 Cyl.		Delco 10SI, Chrome, 1-Wire/ 94A, w/ SRE screen	DR	94	12	7152CN-HQ
GM 5.0L - 305 cid - 8 Cyl.		Delco 10SI, Chrome, 1-Wire/ 94A, w/ SRE screen	DR	94	12	7152CN-94A
Model 230						
GM 5.0L - 305 cid - 8 Cyl. 1987-85		Mando 55A Alternator	MD	55	12	12174N-1G
GM 5.0L - 305 cid - 8 Cyl. 1986-85		Motorola 51A Alternator	MD	55	12	12174N-1G
GM 5.0L - 305 cid - 8 Cyl. 1987		Mando 51A Alternator	MD	55	12	12174N-1G
GM 5.0L - 305 cid - 8 Cyl.		Mando 55A Alternator	MD	55	12	12754N
Model 233						
Ford 5.8L - 351 cid - 8 Cyl. 1977-75		Delco 10SI ;1-Wire/ 61A,w/ SRE screen	DR	61	12	7152N
Ford 5.8L - 351 cid - 8 Cyl.		Delco 10SI ;1-Wire/ 94A,w/ SRE screen	DR	94	12	7152N-94A
Ford 5.8L - 351 cid - 8 Cyl.		Delco 10SI, Chrome, 1-Wire/ 94A, w/ SRE screen	DR	94	12	7152CN-HQ
Ford 5.8L - 351 cid - 8 Cyl.		Delco 10SI, Chrome, 1-Wire/ 94A, w/ SRE screen	DR	94	12	7152CN-94A
Model 250						
GM 5.7L - 350 cid - 8 Cyl. 1977		Delco 10SI ;1-Wire/ 61A,w/ SRE screen	DR	61	12	7152N
GM 5.7L - 350 cid - 8 Cyl.		Delco 10SI ;1-Wire/ 94A,w/ SRE screen	DR	94	12	7152N-94A
GM 5.7L - 350 cid - 8 Cyl.		Delco 10SI, Chrome, 1-Wire/ 94A, w/ SRE screen	DR	94	12	7152CN-HQ
GM 5.7L - 350 cid - 8 Cyl.		Delco 10SI, Chrome, 1-Wire/ 94A, w/ SRE screen	DR	94	12	7152CN-94A
Model 255						
Ford 5.8L - 351 cid - 8 Cyl. 1974-73		Delco 10SI ;1-Wire/ 61A,w/ SRE screen	DR	61	12	7152N
Ford 5.8L - 351 cid - 8 Cyl.		Delco 10SI ;1-Wire/ 94A,w/ SRE screen	DR	94	12	7152N-94A
Ford 5.8L - 351 cid - 8 Cyl.		Delco 10SI, Chrome, 1-Wire/ 94A, w/ SRE screen	DR	94	12	7152CN-HQ
Ford 5.8L - 351 cid - 8 Cyl.		Delco 10SI, Chrome, 1-Wire/ 94A, w/ SRE screen	DR	94	12	7152CN-94A
Model 260						
GM 5.7L - 350 cid - 8 Cyl. 1986-82		Motorola 51A Alternator	MD	55	12	12174N-1G
GM 5.7L - 350 cid - 8 Cyl. 1981-78		Delco 10SI ;1-Wire/ 61A,w/ SRE screen	DR	61	12	7152N
GM 5.7L - 350 cid - 8 Cyl.		Delco 10SI ;1-Wire/ 94A,w/ SRE screen	DR	94	12	7152N-94A
GM 5.7L - 350 cid - 8 Cyl.		Delco 10SI, Chrome, 1-Wire/ 94A, w/ SRE screen	DR	94	12	7152CN-HQ
GM 5.7L - 350 cid - 8 Cyl.		Delco 10SI, Chrome, 1-Wire/ 94A, w/ SRE screen	DR	94	12	7152CN-94A
GM 5.7L - 350 cid - 8 Cyl.		GM,94A,Chr.Finish w/Chrome spark cover	DR	94	12	7466CN-HQ
GM 5.7L - 350 cid - 8 Cyl.		GM,94A,Chrome Finish	DR	94	12	7466CN-94A
GM 5.7L - 350 cid - 8 Cyl.		GM,94A,Std.Finish service unit	DR	94	12	7466N-94A
GM 5.7L - 350 cid - 8 Cyl.		OE:Moto.37A /GM 61A serv.unit.	DR	61	12	7466N
GM 5.7L - 350 cid - 8 Cyl. 1987		Mando 51A Alternator	MD	55	12	12174N-1G
GM 5.7L - 350 cid - 8 Cyl.		Mando 55A Alternator	MD	55	12	12174N-1G
GM 5.7L - 350 cid - 8 Cyl.		Mando 55A Alternator	MD	55	12	12754N
Model 262 Mag (Gen +) (TBI)						
GM 4.3L - 262 cid - 6 Cyl. 1997-96		Mando 65A Alternator	MD	65	12	12176N-6G

ALTERNATOR

ALTERNATOR APPLICATIONS

ALTERNATORS

ENGINE	YEAR	APPLICATION	Mfg	Amp	Volt	PART NUMBER
MERCUISER - Stern Drive (Cont'd)						
Model 270						
GM 5.7L - 350 cid - 8 Cyl.	1972-71	Delco 10SI ;1-Wire/ 61A,w/ SRE screen	DR	61	12	7152N
GM 5.7L - 350 cid - 8 Cyl.		Delco 10SI ;1-Wire/ 94A,w/ SRE screen	DR	94	12	7152N-94A
GM 5.7L - 350 cid - 8 Cyl.		Delco 10SI, Chrome, 1-Wire/ 94A, w/ SRE screen	DR	94	12	7152CN-HQ
GM 5.7L - 350 cid - 8 Cyl.		Delco 10SI, Chrome, 1-Wire/ 94A, w/ SRE screen	DR	94	12	7152CN-94A
GM 5.7L - 350 cid - 8 Cyl.	1970-69	Delco 10SI ;1-Wire/ 61A,w/ SRE screen	DR	61	12	7152N
GM 5.7L - 350 cid - 8 Cyl.		Delco 10SI ;1-Wire/ 94A,w/ SRE screen	DR	94	12	7152N-94A
GM 5.7L - 350 cid - 8 Cyl.		Delco 10SI, Chrome, 1-Wire/ 94A, w/ SRE screen	DR	94	12	7152CN-HQ
GM 5.7L - 350 cid - 8 Cyl.		Delco 10SI, Chrome, 1-Wire/ 94A, w/ SRE screen	DR	94	12	7152CN-94A
Model 280 TRS						
GM 5.7L - 350 cid - 8 Cyl.	1976-75	Delco 10SI ;1-Wire/ 61A,w/ SRE screen	DR	61	12	7152N
GM 5.7L - 350 cid - 8 Cyl.		Delco 10SI ;1-Wire/ 94A,w/ SRE screen	DR	94	12	7152N-94A
GM 5.7L - 350 cid - 8 Cyl.		Delco 10SI, Chrome, 1-Wire/ 94A, w/ SRE screen	DR	94	12	7152CN-HQ
GM 5.7L - 350 cid - 8 Cyl.		Delco 10SI, Chrome, 1-Wire/ 94A, w/ SRE screen	DR	94	12	7152CN-94A
Model 3.0 / 3.0LX						
GM 3.0L - 181 cid - 4 Cyl.	1999-On	Delco - S/N 0M326293 & Below	DR	70	12	8465N
GM 3.0L - 181 cid - 4 Cyl.		Mando - S/N 0L382121 & Below	MD	55	12	12174N-6G
GM 3.0L - 181 cid - 4 Cyl.	1998-96	Mando 55A Alternator	MD	55	12	12174N-6G
GM 3.0L - 181 cid - 4 Cyl.	1995-90	Mando 51A Alternator	MD	55	12	12174N-1G
GM 3.0L - 181 cid - 4 Cyl.		Mando 55A Alternator	MD	55	12	12754N
GM 3.0L - 181 cid - 4 Cyl.		Motorola 51A Alternator	MD	55	12	12174N-1G
GM 3.0L - 181 cid - 4 Cyl.	1995-87	Mando 55A Alternator	MD	55	12	12174N-1G
GM 3.0L - 181 cid - 4 Cyl.	1989-87	Delco 10SI w/Spark Screen	DR	61	12	7466N
Model 300 Tempest						
GM 5.7L - 350 cid - 8 Cyl.	1986-85	Motorola 51A Alternator	MD	55	12	12174N-1G
Model 320 (EFI)						
GM 5.7L - 350 cid - 8 Cyl.	1987	Motorola 51A Alternator	MD	55	12	12174N-1G
Model 325						
GM 7.0L - 427 cid - 8 Cyl.	1972-69	Delco 10SI ;1-Wire/ 61A,w/ SRE screen	DR	61	12	7152N
GM 7.0L - 427 cid - 8 Cyl.		Delco 10SI ;1-Wire/ 94A,w/ SRE screen	DR	94	12	7152N-94A
GM 7.0L - 427 cid - 8 Cyl.		Delco 10SI, Chrome, 1-Wire/ 94A, w/ SRE screen	DR	94	12	7152CN-HQ
GM 7.0L - 427 cid - 8 Cyl.		Delco 10SI, Chrome, 1-Wire/ 94A, w/ SRE screen	DR	94	12	7152CN-94A
Model 330						
GM 7.4L - 454 cid - 8 Cyl.	1987-82	Mando 55A Alternator	MD	55	12	12174N-1G
GM 7.4L - 454 cid - 8 Cyl.		Motorola 51A Alternator	MD	55	12	12174N-1G
GM 7.4L - 454 cid - 8 Cyl.	1981-77	Delco 10SI ;1-Wire/ 61A,w/ SRE screen	DR	61	12	7152N
GM 7.4L - 454 cid - 8 Cyl.		Delco 10SI ;1-Wire/ 94A,w/ SRE screen	DR	94	12	7152N-94A
GM 7.4L - 454 cid - 8 Cyl.		Delco 10SI, Chrome, 1-Wire/ 94A, w/ SRE screen	DR	94	12	7152CN-HQ
GM 7.4L - 454 cid - 8 Cyl.		Delco 10SI, Chrome, 1-Wire/ 94A, w/ SRE screen	DR	94	12	7152CN-94A
GM 7.4L - 454 cid - 8 Cyl.		GM,94A,Chr.Finish w/Chrome spark cover	DR	94	12	7466CN-HQ
GM 7.4L - 454 cid - 8 Cyl.		GM,94A,Chrome Finish	DR	94	12	7466CN-94A
GM 7.4L - 454 cid - 8 Cyl.		GM,94A,Std.Finish service unit	DR	94	12	7466N-94A
GM 7.4L - 454 cid - 8 Cyl.		OE:Moto.37A /GM 61A serv.unit.	DR	61	12	7466N
Model 350 Mag Alpha						
GM 5.7L - 350 cid - 8 Cyl.	1995-88	Mando 51A Alternator	MD	55	12	12174N-1G
GM 5.7L - 350 cid - 8 Cyl.		Mando 55A Alternator	MD	55	12	12754N
GM 5.7L - 350 cid - 8 Cyl.	1995-86	Mando 55A Alternator	MD	55	12	12174N-1G
GM 5.7L - 350 cid - 8 Cyl.	1987-86	Motorola 51A Alternator	MD	55	12	12174N-1G
Model 350 Mag Alpha (4-BBL)						
GM 5.7L - 350 cid - 8 Cyl.	1997	Mando 55A Alternator	MD	55	12	12174N-6G
GM 5.7L - 350 cid - 8 Cyl.	1996	Mando 55A Alternator	MD	55	12	12174N-1G

ALTERNATOR APPLICATIONS

ENGINE	YEAR	APPLICATION	Mfg	Amp	Volt	PART NUMBER
MERCUISER - Stern Drive (Cont'd)						
Model 350 Mag Alpha EFI (Gen +)						
GM 5.7L - 350 cid - 8 Cyl. 1997-96		Mando 65A Alternator	MD	65	12	12176N-6G
Model 350 Mag Bravo MPI						
GM 5.7L - 350 cid - 8 Cyl. 1995		Mando, 65A / 1V Pulley	MD	65	12	12176N-1G
Model 350 Mag Bravo MPI (Gen +)						
GM 5.7L - 350 cid - 8 Cyl. 1997		Mando 65A Alternator	MD	65	12	12176N-6G
GM 5.7L - 350 cid - 8 Cyl. 1996		Mando, 65A / 1V Pulley	MD	65	12	12176N-1G
Model 350 Mag MPI Alpha & Bravo						
GM 5.7L - 350 cid - 8 Cyl. 2001-On		Delco (Korean) 65A Alt.	DR	70	12	8460N
GM 5.7L - 350 cid - 8 Cyl.		Delco (Korean) 70A Alt.	DR	70	12	8461N
GM 5.7L - 350 cid - 8 Cyl. 2000-98		Delco (Korean) 65A Alt.	DR	70	12	8460N
GM 5.7L - 350 cid - 8 Cyl.		Mando 65A Alternator	MD	65	12	12176N-6G
Model 350 Mag MPI Hor Alpha & Bravo						
GM 5.7L - 350 cid - 8 Cyl. 2001-On		Delco (Korean) 65A Alt.	DR	70	12	8460N
GM 5.7L - 350 cid - 8 Cyl.		Delco (Korean) 70A Alt.	DR	70	12	8461N
Model 370 TRS						
GM 7.4L - 454 cid - 8 Cyl. 1987-78		Delco 10SI ;1-Wire/ 61A,w/ SRE screen	DR	61	12	7152N
GM 7.4L - 454 cid - 8 Cyl.		Delco 10SI ;1-Wire/ 94A,w/ SRE screen	DR	94	12	7152N-94A
GM 7.4L - 454 cid - 8 Cyl.		Delco 10SI, Chrome, 1-Wire/ 94A, w/ SRE screen	DR	94	12	7152CN-HQ
GM 7.4L - 454 cid - 8 Cyl.		Delco 10SI, Chrome, 1-Wire/ 94A, w/ SRE screen	DR	94	12	7152CN-94A
GM 7.4L - 454 cid - 8 Cyl.		GM,94A,Chr.Finish w/Chrome spark cover	DR	94	12	7466CN-HQ
GM 7.4L - 454 cid - 8 Cyl.		GM,94A,Chrome Finish	DR	94	12	7466CN-94A
GM 7.4L - 454 cid - 8 Cyl.		GM,94A,Std.Finish service unit	DR	94	12	7466N-94A
GM 7.4L - 454 cid - 8 Cyl.		Motorola 51A Alternator	MD	55	12	12174N-1G
GM 7.4L - 454 cid - 8 Cyl.		OE:Moto.37A /GM 61A serv.unit.	DR	61	12	7466N
Model 390						
GM 7.5L - 482 cid - 8 Cyl. 1970-69		Delco 10SI ;1-Wire/ 61A,w/ SRE screen	DR	61	12	7152N
GM 7.5L - 482 cid - 8 Cyl.		Delco 10SI ;1-Wire/ 94A,w/ SRE screen	DR	94	12	7152N-94A
GM 7.5L - 482 cid - 8 Cyl.		Delco 10SI, Chrome, 1-Wire/ 94A, w/ SRE screen	DR	94	12	7152CN-HQ
GM 7.5L - 482 cid - 8 Cyl.		Delco 10SI, Chrome, 1-Wire/ 94A, w/ SRE screen	DR	94	12	7152CN-94A
Model 4.3L (2-BBL)						
GM 4.3L - 262 cid - 6 Cyl. 1992-88		Mando 55A Alternator	MD	55	12	12174N-1G
Model 4.3L (Carb.) Alpha & Bravo						
GM 4.3L - 262 cid - 6 Cyl. 2002-On		Delco (Korean) 70A Alt.	DR	70	12	8461N
Model 4.3L (Gen +)						
GM 4.3L - 262 cid - 6 Cyl. 1998-On		Delco (Korean) 65A Alt.	DR	70	12	8460N
GM 4.3L - 262 cid - 6 Cyl.		Mando 55A Alternator	MD	55	12	12174N-6G
GM 4.3L - 262 cid - 6 Cyl. 1997-96		Mando 55A Alternator	MD	55	12	12174N-6G
Model 4.3L (Gen II)						
GM 4.3L - 262 cid - 6 Cyl. 1996-92		Mando 55A Alternator	MD	55	12	12174N-1G
Model 4.3L (Gen II) (2-BBL)						
GM 4.3L - 262 cid - 6 Cyl. 1996-92		Mando 55A Alternator	MD	55	12	12174N-1G
Model 4.3L (MFI) Alpha & Bravo						
GM 4.3L - 262 cid - 6 Cyl. 2002-On		Delco (Korean) 70A Alt.	DR	70	12	8461N
Model 4.3L EFI						
GM 4.3L - 262 cid - 6 Cyl. 1999		Delco (Korean) 65A Alt.	DR	70	12	8460N
GM 4.3L - 262 cid - 6 Cyl.		Mando 65A Alternator	MD	65	12	12176N-6G
Model 4.3L EFI (Gen +) TBI						
GM 4.3L - 262 cid - 6 Cyl. 2001-On		Delco (Korean) 65A Alt.	DR	70	12	8460N

ALTERNATOR

ALTERNATOR APPLICATIONS

ALTERNATORS

ENGINE	YEAR	APPLICATION	Mfg	Amp	Volt	PART NUMBER
MERCUISER - Stern Drive (Cont'd)						
Model 4.3L EFI (Gen +) TBI (Cont'd)						
GM 4.3L - 262 cid - 6 Cyl. 2000-98		Delco (Korean) 65A Alt.	DR	70	12	8460N
GM 4.3L - 262 cid - 6 Cyl.		Mando 65A Alternator	MD	65	12	12176N-6G
Model 4.3L MPI						
GM 4.3L - 262 cid - 6 Cyl. 2002-01		Delco (Korean) 65A Alt.	DR	70	12	8460N
GM 4.3L - 262 cid - 6 Cyl.		Delco (Korean) 70A Alt.	DR	70	12	8461N
Model 4.3LH (Gen +) (4-BBL)						
GM 4.3L - 262 cid - 6 Cyl. 1998-On		Delco (Korean) 65A Alt.	DR	70	12	8460N
GM 4.3L - 262 cid - 6 Cyl.		Mando 55A Alternator	MD	55	12	12174N-6G
Model 4.3LHX (Gen +) (4-BBL)						
GM 4.3L - 262 cid - 6 Cyl. 1997-96		Mando 55A Alternator	MD	55	12	12174N-6G
Model 4.3LX (4-BBL)						
GM 4.3L - 262 cid - 6 Cyl. 1992-88		Mando 55A Alternator	MD	55	12	12174N-1G
Model 4.3LX (Gen +) (2-BBL)						
GM 4.3L - 262 cid - 6 Cyl. 1997-96		Mando 55A Alternator	MD	55	12	12174N-6G
Model 4.3LX (Gen II) (4-BBL)						
GM 4.3L - 262 cid - 6 Cyl. 1996-92		Mando 55A Alternator	MD	55	12	12174N-1G
Model 400 TRS (Cyclone)						
GM 7.4L - 454 cid - 8 Cyl. 1986-80		Delco 10SI ;1-Wire/ 61A,w/ SRE screen	DR	61	12	7152N
GM 7.4L - 454 cid - 8 Cyl.		Delco 10SI ;1-Wire/ 94A,w/ SRE screen	DR	94	12	7152N-94A
GM 7.4L - 454 cid - 8 Cyl.		Delco 10SI, Chrome, 1-Wire/ 94A, w/ SRE screen	DR	94	12	7152CN-HQ
GM 7.4L - 454 cid - 8 Cyl.		Delco 10SI, Chrome, 1-Wire/ 94A, w/ SRE screen	DR	94	12	7152CN-94A
GM 7.4L - 454 cid - 8 Cyl.		GM,94A,Chr.Finish w/Chrome spark cover	DR	94	12	7466CN-HQ
GM 7.4L - 454 cid - 8 Cyl.		GM,94A,Chrome Finish	DR	94	12	7466CN-94A
GM 7.4L - 454 cid - 8 Cyl.		GM,94A,Std.Finish service unit	DR	94	12	7466N-94A
GM 7.4L - 454 cid - 8 Cyl.		Motorola 51A Alternator	MD	55	12	12174N-1G
GM 7.4L - 454 cid - 8 Cyl.		OE:Moto.37A /GM 61A serv.unit.	DR	61	12	7466N
Model 440 TRS (Cyclone)						
GM 7.4L - 454 cid - 8 Cyl. 1986-83		Delco 10SI ;1-Wire/ 61A,w/ SRE screen	DR	61	12	7152N
GM 7.4L - 454 cid - 8 Cyl.		Delco 10SI ;1-Wire/ 94A,w/ SRE screen	DR	94	12	7152N-94A
GM 7.4L - 454 cid - 8 Cyl.		Delco 10SI, Chrome, 1-Wire/ 94A, w/ SRE screen	DR	94	12	7152CN-HQ
GM 7.4L - 454 cid - 8 Cyl.		Delco 10SI, Chrome, 1-Wire/ 94A, w/ SRE screen	DR	94	12	7152CN-94A
GM 7.4L - 454 cid - 8 Cyl.		GM,94A,Chr.Finish w/Chrome spark cover	DR	94	12	7466CN-HQ
GM 7.4L - 454 cid - 8 Cyl.		GM,94A,Chrome Finish	DR	94	12	7466CN-94A
GM 7.4L - 454 cid - 8 Cyl.		GM,94A,Std.Finish service unit	DR	94	12	7466N-94A
GM 7.4L - 454 cid - 8 Cyl.		Motorola 51A Alternator	MD	55	12	12174N-1G
GM 7.4L - 454 cid - 8 Cyl.		OE:Moto.37A /GM 61A serv.unit.	DR	61	12	7466N
Model 454 EFI (Gen V)						
GM 7.4L - 454 cid - 8 Cyl. 1996-94		Mando, 65A / 1V Pulley	MD	65	12	12176N-1G
Model 454 Mag Alpha						
GM 7.4L - 454 cid - 8 Cyl. 1988-86		Mando 55A Alternator	MD	55	12	12174N-1G
Model 454 Mag Bravo						
GM 7.4L - 454 cid - 8 Cyl. 1992-88		Mando 55A Alternator	MD	55	12	12174N-1G
Model 454 Mag Bravo (Gen V)						
GM 7.4L - 454 cid - 8 Cyl. 1996-92		Mando 55A Alternator	MD	55	12	12174N-1G
GM 7.4L - 454 cid - 8 Cyl. 1994-92		Mando 51A Alternator	MD	55	12	12174N-1G
GM 7.4L - 454 cid - 8 Cyl.		Mando 55A Alternator	MD	55	12	12754N
Model 454 Mag Bravo (Gen VI)						
GM 7.4L - 454 cid - 8 Cyl. 1997-96		Mando 55A Alternator	MD	55	12	12174N-1G

ALTERNATOR APPLICATIONS

ENGINE	YEAR	APPLICATION	Mfg	Amp	Volt	PART NUMBER
MERCUISER - Stern Drive (Cont'd)						
Model 454 Mag Bravo MPI (Gen VI)						
GM 7.4L - 454 cid - 8 Cyl. 2000-On		Delco 65A Alternator	DR	70	12	8460N
GM 7.4L - 454 cid - 8 Cyl. 1999-96		Mando, 65A / 1V Pulley	MD	65	12	12176N-1G
Model 454 Mag MPI (Gen VI)						
GM 7.4L - 454 cid - 8 Cyl. 2001-On		Delco 65A Alternator	DR	70	12	8460N
GM 7.4L - 454 cid - 8 Cyl.		Mando 65A Alternator	MD	65	12	12176N-6G
GM 7.4L - 454 cid - 8 Cyl. 2000-98		Mando 65A Alternator	MD	65	12	12176N-6G
GM 7.4L - 454 cid - 8 Cyl. 1997-96		Mando, 65A / 1V Pulley	MD	65	12	12176N-1G
Model 454 Mag MPI Horizon						
GM 7.4L - 454 cid - 8 Cyl. 2001-On		Delco 65A Alternator	DR	70	12	8460N
GM 7.4L - 454 cid - 8 Cyl.		Mando 65A Alternator	MD	65	12	12176N-6G
Model 460 TRS (Cyclone)						
GM 7.5L - 482 cid - 8 Cyl. 1986-83		Delco 10SI ;1-Wire/ 61A,w/ SRE screen	DR	61	12	7152N
GM 7.5L - 482 cid - 8 Cyl.		Delco 10SI ;1-Wire/ 94A,w/ SRE screen	DR	94	12	7152N-94A
GM 7.5L - 482 cid - 8 Cyl.		Delco 10SI, Chrome, 1-Wire/ 94A, w/ SRE screen	DR	94	12	7152CN-HQ
GM 7.5L - 482 cid - 8 Cyl.		Delco 10SI, Chrome, 1-Wire/ 94A, w/ SRE screen	DR	94	12	7152CN-94A
GM 7.5L - 482 cid - 8 Cyl.		GM,94A,Chr.Finish w/Chrome spark cover	DR	94	12	7466CN-HQ
GM 7.5L - 482 cid - 8 Cyl.		GM,94A,Chrome Finish	DR	94	12	7466CN-94A
GM 7.5L - 482 cid - 8 Cyl.		GM,94A,Std.Finish service unit	DR	94	12	7466N-94A
GM 7.5L - 482 cid - 8 Cyl.		Motorola 51A Alternator	MD	55	12	12174N-1G
GM 7.5L - 482 cid - 8 Cyl.		OE:Moto.37A /GM 61A serv.unit.	DR	61	12	7466N
Model 496 Mag						
GM 8.1L - 496 cid - 8 Cyl. 2001-On		Delco (Korean) 70A Alt.	DR	70	12	8461N
Model 496 Mag HO						
GM 8.1L - 496 cid - 8 Cyl. 2001-On		Delco (Korean) 70A Alt.	DR	70	12	8461N
Model 5.0L (2-BBL)						
GM 5.0L - 305 cid - 8 Cyl. 1998-95		Mando 55A Alternator	MD	55	12	12174N-6G
Model 5.0L (2-BBL) (Gen +)						
GM 5.0L - 305 cid - 8 Cyl. 2002-98		Delco (Korean) 65A Alt.	DR	70	12	8460N
GM 5.0L - 305 cid - 8 Cyl.		Delco (Korean) 70A Alt.	DR	70	12	8461N
GM 5.0L - 305 cid - 8 Cyl.		Mando 55A Alternator	MD	55	12	12174N-6G
Model 5.0L (Carb.) Alpha & Bravo						
GM 5.0L - 305 cid - 8 Cyl. 2002-On		Delco (Korean) 70A Alt.	DR	70	12	8461N
Model 5.0L EFI (Gen +)						
GM 5.0L - 305 cid - 8 Cyl. 2001-99		Delco (Korean) 65A Alt.	DR	70	12	8460N
GM 5.0L - 305 cid - 8 Cyl. 2001-98		Mando 65A Alternator	MD	65	12	12176N-6G
Model 5.0L MPI Alpha & Bravo						
GM 5.0L - 305 cid - 8 Cyl. 2001-On		Delco (Korean) 65A Alt.	DR	70	12	8460N
GM 5.0L - 305 cid - 8 Cyl.		Delco (Korean) 70A Alt.	DR	70	12	8461N
Model 5.0LX						
GM 5.0L - 305 cid - 8 Cyl. 1995-88		Mando 51A Alternator	MD	55	12	12174N-1G
GM 5.0L - 305 cid - 8 Cyl.		Mando 55A Alternator	MD	55	12	12174N-1G
GM 5.0L - 305 cid - 8 Cyl.		Mando 55A Alternator	MD	55	12	12754N
Model 5.7L (2-BBL)						
GM 5.7L - 350 cid - 8 Cyl. 1998-97		Mando 55A Alternator	MD	55	12	12174N-6G
GM 5.7L - 350 cid - 8 Cyl. 1996		Mando 55A Alternator	MD	55	12	12174N-1G
Model 5.7L (2-BBL) (Gen +)						
GM 5.7L - 350 cid - 8 Cyl. 2002-98		Delco (Korean) 65A Alt.	DR	70	12	8460N
GM 5.7L - 350 cid - 8 Cyl.		Delco (Korean) 70A Alt.	DR	70	12	8461N
GM 5.7L - 350 cid - 8 Cyl.		Mando 55A Alternator	MD	55	12	12174N-6G

ALTERNATOR

ALTERNATOR APPLICATIONS

ALTERNATORS

ENGINE	YEAR	APPLICATION	Mfg	Amp	Volt	PART NUMBER
MERCURISER - Stern Drive (Cont'd)						
Model 5.7L (Carb.) Alpha & Bravo						
GM 5.7L - 350 cid - 8 Cyl. 2002-On		Delco (Korean) 70A Alt.	DR	70	12	8461N
Model 5.7L Bravo						
GM 5.7L - 350 cid - 8 Cyl. 1995-88		Mando 51A Alternator	MD	55	12	12174N-1G
GM 5.7L - 350 cid - 8 Cyl.		Mando 55A Alternator	MD	55	12	12174N-1G
GM 5.7L - 350 cid - 8 Cyl.		Mando 55A Alternator	MD	55	12	12754N
Model 5.7L EFI (Gen +)						
GM 5.7L - 350 cid - 8 Cyl. 2001-99		Delco (Korean) 65A Alt.	DR	70	12	8460N
GM 5.7L - 350 cid - 8 Cyl. 2001-98		Mando 65A Alternator	MD	65	12	12176N-6G
GM 5.7L - 350 cid - 8 Cyl. 1998-On		Delco (Korean) 65A Alt.	DR	70	12	8460N
GM 5.7L - 350 cid - 8 Cyl.		Delco (Korean) 70A Alt.	DR	70	12	8461N
GM 5.7L - 350 cid - 8 Cyl.		Mando 55A Alternator	MD	55	12	12174N-6G
Model 5.7L EFI (TBI) (2-BBL)						
GM 5.7L - 350 cid - 8 Cyl. 1997-96		Mando 65A Alternator	MD	65	12	12176N-6G
Model 5.7L EFI (TBI) Alpha						
GM 5.7L - 350 cid - 8 Cyl. 1995		Mando, 65A / 1V Pulley	MD	65	12	12176N-1G
Model 5.7L EFI (TBI) Bravo						
GM 5.7L - 350 cid - 8 Cyl. 1995		Mando, 65A / 1V Pulley	MD	65	12	12176N-1G
Model 5.7LX (4-BBL)						
GM 5.7L - 350 cid - 8 Cyl. 1997		Mando 55A Alternator	MD	55	12	12174N-6G
GM 5.7L - 350 cid - 8 Cyl. 1996		Mando 55A Alternator	MD	55	12	12174N-1G
Model 5.7LX Bravo EFI (Gen +)						
GM 5.7L - 350 cid - 8 Cyl. 1997-96		Mando 65A Alternator	MD	65	12	12176N-6G
Model 5.7LX EFI (TBI) (2-BBL)						
GM 5.7L - 350 cid - 8 Cyl. 1997		Mando 65A Alternator	MD	65	12	12176N-6G
Model 5.7LX EFI (TBI) (4-BBL)						
GM 5.7L - 350 cid - 8 Cyl. 1997-96		Mando 65A Alternator	MD	65	12	12176N-6G
Model 502 EFI (Gen V)						
GM 8.2L - 502 cid - 8 Cyl. 1995-93		Mando, 65A / 1V Pulley	MD	65	12	12176N-1G
Model 502 Mag Bravo						
GM 8.2L - 502 cid - 8 Cyl. 1992-90		Mando 55A Alternator	MD	55	12	12174N-1G
Model 502 Mag Bravo (Gen V)						
GM 8.2L - 502 cid - 8 Cyl. 1993-92		Mando 51A Alternator	MD	55	12	12174N-1G
GM 8.2L - 502 cid - 8 Cyl.		Mando 55A Alternator	MD	55	12	12174N-1G
GM 8.2L - 502 cid - 8 Cyl.		Mando 55A Alternator	MD	55	12	12754N
Model 502 Mag MPI (Gen VI)						
GM 8.2L - 502 cid - 8 Cyl. 1998-On		Delco 65A Alternator	DR	70	12	8460N
GM 8.2L - 502 cid - 8 Cyl.		Mando 65A Alternator	MD	65	12	12176N-6G
GM 8.2L - 502 cid - 8 Cyl. 1997-96		Mando, 65A / 1V Pulley	MD	65	12	12176N-1G
Model 502 Mag MPI Bravo (Gen VI)						
GM 8.2L - 502 cid - 8 Cyl. 1999-98		Mando 65A Alternator	MD	65	12	12176N-6G
Model 7.4L Bravo						
GM 7.4L - 454 cid - 8 Cyl. 1991-88		Mando 55A Alternator	MD	55	12	12174N-1G
GM 7.4L - 454 cid - 8 Cyl.		Motorola 51A Alternator	MD	55	12	12174N-1G
Model 7.4L Bravo (Gen V)						
GM 7.4L - 454 cid - 8 Cyl. 1996-92		Mando 51A Alternator	MD	55	12	12174N-1G
GM 7.4L - 454 cid - 8 Cyl.		Mando 55A Alternator	MD	55	12	12174N-1G

ALTERNATOR APPLICATIONS

ENGINE	YEAR	APPLICATION	Mfg	Amp	Volt	PART NUMBER
MERCUISER - Stern Drive (Cont'd)						
Model 7.4L Bravo (Gen V) (Cont'd)						
GM 7.4L - 454 cid - 8 Cyl.		Mando 55A Alternator	MD	55	12	12754N
Model 7.4L Bravo (Gen VI)						
GM 7.4L - 454 cid - 8 Cyl. 1997-96		Mando 55A Alternator	MD	55	12	12174N-1G
Model 7.4L MPI (Gen VI)						
GM 7.4L - 454 cid - 8 Cyl. 1998		Mando 65A Alternator	MD	65	12	12176N-6G
Model 7.4LX Bravo MPI (Gen V)						
GM 7.4L - 454 cid - 8 Cyl. 1996		Mando, 65A / 1V Pulley	MD	65	12	12176N-1G
Model 7.4LX Bravo MPI (Gen VI)						
GM 7.4L - 454 cid - 8 Cyl. 1997-96		Mando, 65A / 1V Pulley	MD	65	12	12176N-1G
Model 7.4LX Bravo TBI (Gen VI)						
GM 7.4L - 454 cid - 8 Cyl. 1997-96		Mando, 65A / 1V Pulley	MD	65	12	12176N-1G
Model 7.4LX MPI (Gen V)						
GM 7.4L - 454 cid - 8 Cyl. 1996		Mando, 65A / 1V Pulley	MD	65	12	12176N-1G
Model 7.4LX MPI (Gen VI)						
GM 7.4L - 454 cid - 8 Cyl. 1997-96		Mando, 65A / 1V Pulley	MD	65	12	12176N-1G
Model 7.4LX MPI (Gen VI) (L29)						
GM 7.4L - 454 cid - 8 Cyl. 2000-98		Delco (Korean) 65A Alt.	DR	70	12	8460N
GM 7.4L - 454 cid - 8 Cyl.		Mando 65A Alternator	MD	65	12	12176N-6G
Model 7.4LX TBI (Gen VI)						
GM 7.4L - 454 cid - 8 Cyl. 1997-96		Mando, 65A / 1V Pulley	MD	65	12	12176N-1G
Model 888						
Ford 5.0L - 302 cid - 8 Cyl.	1977-71	Delco 10SI ;1-Wire/ 61A,w/ SRE screen	DR	61	12	7152N
Ford 5.0L - 302 cid - 8 Cyl.		Delco 10SI ;1-Wire/ 94A,w/ SRE screen	DR	94	12	7152N-94A
Ford 5.0L - 302 cid - 8 Cyl.		Delco 10SI, Chrome, 1-Wire/ 94A, w/ SRE screen	DR	94	12	7152CN-HQ
Ford 5.0L - 302 cid - 8 Cyl.		Delco 10SI, Chrome, 1-Wire/ 94A, w/ SRE screen	DR	94	12	7152CN-94A
Model 898						
GM 5.0L - 305 cid - 8 Cyl. 1984-83		Motorola 37A Alternator	MD	55	12	12174N-1G
GM 5.0L - 305 cid - 8 Cyl. 1984-77		Delco 10SI ;1-Wire/ 61A,w/ SRE screen	DR	61	12	7152N
GM 5.0L - 305 cid - 8 Cyl.		Delco 10SI ;1-Wire/ 94A,w/ SRE screen	DR	94	12	7152N-94A
GM 5.0L - 305 cid - 8 Cyl.		Delco 10SI, Chrome, 1-Wire/ 94A, w/ SRE screen	DR	94	12	7152CN-HQ
GM 5.0L - 305 cid - 8 Cyl.		Delco 10SI, Chrome, 1-Wire/ 94A, w/ SRE screen	DR	94	12	7152CN-94A
GM 5.0L - 305 cid - 8 Cyl. 1982-77		GM,94A,Chr.Finish w/Chrome spark cover	DR	94	12	7466CN-HQ
GM 5.0L - 305 cid - 8 Cyl.		GM,94A,Chrome Finish	DR	94	12	7466CN-94A
GM 5.0L - 305 cid - 8 Cyl.		GM,94A,Std.Finish service unit	DR	94	12	7466N-94A
GM 5.0L - 305 cid - 8 Cyl.		OE:Moto.37A /GM 61A serv.unit.	DR	61	12	7466N
Model MX 6.2L MPI						
GM 6.2L - 377 cid - 8 Cyl. 2001-On		SN-0M310099 and Below (65A)	DR	70	12	8460N
GM 6.2L - 377 cid - 8 Cyl.		SN-0M310100 and Up (70A)	DR	70	12	8461N
GM 6.2L - 377 cid - 8 Cyl. 2000-On		SN-0M320024 and Below (65A)	DR	70	12	8460N
GM 6.2L - 377 cid - 8 Cyl.		SN-0M320025 and Up (70A)	DR	70	12	8461N
Model MX 6.2L MPI Horizon						
GM 6.2L - 377 cid - 8 Cyl. 2001-On		SN-0M310099 and Below (65A)	DR	70	12	8460N
GM 6.2L - 377 cid - 8 Cyl.		SN-0M310100 and Up (70A)	DR	70	12	8461N
GM 6.2L - 377 cid - 8 Cyl. 2000-On		SN-0M320024 and Below (65A)	DR	70	12	8460N
GM 6.2L - 377 cid - 8 Cyl.		SN-0M320025 and Up (70A)	DR	70	12	8461N

ALTERNATOR

ALTERNATOR APPLICATIONS

ALTERNATORS

ENGINE	YEAR	APPLICATION	Mfg	Amp	Volt	PART NUMBER
MERCURUISER - Stern Drive (Cont'd)						
Rover 60						
60 cid - 4 Cyl.	1967-65	DR Replace, 61 Amp / self excite	DR	61	12	8903N-61A
60 cid - 4 Cyl.		DR Replace, 94 Amp / self excite	DR	94	12	8903N-94A
MERCURY - Marine Engine						
115CXL Optimax Saltwater						
2.5L - 115 HP DFI	2000	All	DR	50	12	8470N
115ELPT Optimax						
1.5L - 92.9 cid - 115 HP DFI	2009-04	All	DR	50	12	8471N
115ELPT Saltwater Optimax						
1.5L - 92.9 cid - 115 HP DFI	2005-04	All	DR	50	12	8471N
115EXLPT Optimax						
1.5L - 92.9 cid - 115 HP DFI	2009-04	All	DR	50	12	8471N
115EXLPT Saltwater Optimax						
1.5L - 92.9 cid - 115 HP DFI	2005-04	All	DR	50	12	8471N
115L Optimax						
2.5L - 115 HP DFI	2000	All	DR	50	12	8470N
115L Optimax Saltwater						
2.5L - 115 HP DFI	2000	All	DR	50	12	8470N
115XL Optimax Saltwater						
2.5L - 115 HP DFI	2000	All	DR	50	12	8470N
135CXL Optimax						
2.5L - 153.0 cid - 135 HP	2009-99	S/N OG760300 - On	DR	50	12	8470N
135L Optimax						
2.5L - 153.0 cid - 135 HP	2009-99	S/N OG760300 - On	DR	50	12	8470N
135XL Optimax						
2.5L - 153.0 cid - 135 HP	2009-99	S/N OG760300 - On	DR	50	12	8470N
150 EFI						
2.5L - 153.0 cid - 150 HP	2009-06	All	DR	50	12	8470N
150CXL EFI Saltwater						
2.5L - 153.0 cid - 150 HP	2005-03	All	DR	50	12	8470N
150CXL Optimax						
2.5L - 153.0 cid - 150 HP	2005-99	S/N OG760300 - On	DR	50	12	8470N
150L EFI						
2.5L - 153.0 cid - 150 HP	2005-03	All	DR	50	12	8470N
150L EFI Saltwater						
2.5L - 153.0 cid - 150 HP	2005-03	All	DR	50	12	8470N
150L Optimax						
2.5L - 153.0 cid - 150 HP	2005-99	S/N OG760300 - On	DR	50	12	8470N
150XL EFI						
2.5L - 153.0 cid - 150 HP	2009-06	All	DR	50	12	8470N

ALTERNATOR APPLICATIONS

ENGINE	YEAR	APPLICATION	Mfg	Amp	Volt	PART NUMBER
MERCURY - Marine Engine (Cont'd)						
150XL EFI Saltwater						
2.5L - 153.0 cid - 150 HP	2005-03	All	DR	50	12	8470N
150XL Optimax						
2.5L - 153.0 cid - 150 HP	2005-99	S/N OG760300 - On	DR	50	12	8470N
175CXL Optimax						
2.5L - 153.0 cid - 175 HP	2007-03	All	DR	50	12	8470N
175L Optimax						
2.5L - 153.0 cid - 175 HP	2009-01	All	DR	50	12	8470N
175L Pro XS Optimax						
2.5L - 153.0 cid - 175 HP	2009-08	All	DR	50	12	8470N
175XL Optimax						
2.5L - 153.0 cid - 175 HP	2008-02	All	DR	50	12	8470N
175XL Pro XS Optimax						
2.5L - 153.0 cid - 175 HP	2009-08	All	DR	50	12	8470N
2.5L Racing						
2.5L - 280 HP	2005-98	S/N OG857000-Up	DR	50	12	8470N
200CXL DTS Optimax						
3.0L - 185.0 cid - 200 HP	2009-05	Delco 5SI Alternator	DR	50	12	8471N
200CXL EFI						
2.5L - 153.0 cid - 200 HP	2005-99	S/N OT409000-Up	DR	50	12	8470N
200CXL Optimax						
3.0L - 185.0 cid - 200 HP	2009-01	Delco 5SI Alternator	DR	50	12	8471N
3.0L - 185.0 cid - 200 HP	2000-98	Replacement Delco 5SI	DR	50	12	8471N
3.0L - 185.0 cid - 200 HP		Standard Denso Alternator	ND	50	12	12359N
200CXXL Optimax						
3.0L - 185.0 cid - 200 HP	2002-01	Delco 5SI Alternator	DR	50	12	8471N
3.0L - 185.0 cid - 200 HP	2000-98	Replacement Delco 5SI	DR	50	12	8471N
3.0L - 185.0 cid - 200 HP		Standard Denso Alternator	ND	50	12	12359N
200L DTS Optimax						
3.0L - 185.0 cid - 200 HP	2009-05	Delco 5SI Alternator	DR	50	12	8471N
200L EFI						
2.5L - 153.0 cid - 200 HP	2005-99	S/N OT409000-Up	DR	50	12	8470N
200L Optimax						
3.0L - 185.0 cid - 200 HP	2009-01	Delco 5SI Alternator	DR	50	12	8471N
3.0L - 185.0 cid - 200 HP	2000-98	Replacement Delco 5SI	DR	50	12	8471N
3.0L - 185.0 cid - 200 HP		Standard Denso Alternator	ND	50	12	12359N
200XL DTS Optimax						
3.0L - 185.0 cid - 200 HP	2009-05	Delco 5SI Alternator	DR	50	12	8471N
200XL EFI						
2.5L - 153.0 cid - 200 HP	2005-99	S/N OT409000-Up	DR	50	12	8470N
200XL Optimax						
3.0L - 185.0 cid - 200 HP	2009-01	Delco 5SI Alternator	DR	50	12	8471N
3.0L - 185.0 cid - 200 HP	2000-98	Replacement Delco 5SI	DR	50	12	8471N
3.0L - 185.0 cid - 200 HP		Standard Denso Alternator	ND	50	12	12359N
200XS CS Optimax Racing						
2.5L - 153.0 cid - 200 HP	2005	All	DR	50	12	8470N

ALTERNATOR

ALTERNATOR APPLICATIONS

ALTERNATORS

ENGINE	YEAR	APPLICATION	Mfg	Amp	Volt	PART NUMBER
MERCURY - Marine Engine (Cont'd)						
200XS Optimax Racing						
2.5L - 153.0 cid - 200 HP	2006	All	DR	50	12	8470N
200XS SS Optimax Racing						
2.5L - 153.0 cid - 200 HP	2005-00	All	DR	50	12	8470N
200XSL Optimax Racing						
2.5L - 153.0 cid - 200 HP	2005-00	All	DR	50	12	8470N
200XXL Optimax						
3.0L - 185.0 cid - 200 HP	2002-01	Delco 5SI Alternator	DR	50	12	8471N
3.0L - 185.0 cid - 200 HP	2000-98	Replacement Delco 5SI	DR	50	12	8471N
3.0L - 185.0 cid - 200 HP		Standard Denso Alternator	ND	50	12	12359N
225 Pro XS Optimax						
3.0L - 185.0 cid - 225 HP	2009-05	Delco 5SI Alternator	DR	50	12	8471N
225CXL						
3.0L - 185.0 cid - 225 HP	1999-94	S/N OD280813 - OT408999	ND	50	12	12358N
225CXL DTS Optimax						
3.0L - 185.0 cid - 225 HP	2009-04	S/N OT980000-Up	DR	50	12	8471N
225CXL EFI						
3.0L - 185.0 cid - 225 HP	2004-01	S/N OT409000-Up	DR	50	12	8471N
3.0L - 185.0 cid - 225 HP	2000-95	S/N OG129222 - OT408999	ND	50	12	12358N
225CXL Optimax						
3.0L - 185.0 cid - 225 HP	2009-01	S/N OT178500-Up	DR	50	12	8471N
3.0L - 185.0 cid - 225 HP	2000-98	S/N OG386496 - OT178499 (Opt.)	DR	50	12	8471N
3.0L - 185.0 cid - 225 HP		S/N OG386496 - OT178499 (Std.)	ND	50	12	12359N
225CXL Seapro						
3.0L - 185.0 cid - 225 HP	1998-96	S/N OG245605-Up	ND	50	12	12358N
225CXXL						
3.0L - 185.0 cid - 225 HP	1999-94	S/N OD280813 - OT408999	ND	50	12	12358N
225CXXL DTS Optimax						
3.0L - 185.0 cid - 225 HP	2009-04	S/N OT980000-Up	DR	50	12	8471N
225CXXL EFI						
3.0L - 185.0 cid - 225 HP	2004-01	S/N OT409000-Up	DR	50	12	8471N
3.0L - 185.0 cid - 225 HP	2000-95	S/N OG129222 - OT408999	ND	50	12	12358N
225CXXL Optimax						
3.0L - 185.0 cid - 225 HP	2009-01	S/N OT178500-Up	DR	50	12	8471N
3.0L - 185.0 cid - 225 HP	2000-98	S/N OG386496 - OT178499 (Opt.)	DR	50	12	8471N
3.0L - 185.0 cid - 225 HP		S/N OG386496 - OT178499 (Std.)	ND	50	12	12359N
225L						
3.0L - 185.0 cid - 225 HP	1999-94	S/N OD280813 - OT408999	ND	50	12	12358N
225L DTS Optimax						
3.0L - 185.0 cid - 225 HP	2009-03	S/N OT980000-Up	DR	50	12	8471N
225L EFI						
3.0L - 185.0 cid - 225 HP	2004-01	S/N OT409000-Up	DR	50	12	8471N
3.0L - 185.0 cid - 225 HP	2000-96	S/N OG129222 - OT408999	ND	50	12	12358N
225L Optimax						
3.0L - 185.0 cid - 225 HP	2009-01	S/N OT178500-Up	DR	50	12	8471N
3.0L - 185.0 cid - 225 HP	2000-98	S/N OG386496 - OT178499 (Opt.)	DR	50	12	8471N
3.0L - 185.0 cid - 225 HP		S/N OG386496 - OT178499 (Std.)	ND	50	12	12359N

ALTERNATOR APPLICATIONS

ENGINE	YEAR	APPLICATION	Mfg	Amp	Volt	PART NUMBER
MERCURY - Marine Engine (Cont'd)						
225XL						
3.0L - 185.0 cid - 225 HP	1999-94	S/N OD280813 - OT408999	ND	50	12	12358N
225XL DTS Optimax						
3.0L - 185.0 cid - 225 HP	2009-03	S/N OT980000-Up	DR	50	12	8471N
225XL EFI						
3.0L - 185.0 cid - 225 HP	2004-01	S/N OT409000-Up	DR	50	12	8471N
3.0L - 185.0 cid - 225 HP	2000-95	S/N OG129222 - OT408999	ND	50	12	12358N
225XL Optimax						
3.0L - 185.0 cid - 225 HP	2009-01	S/N OT178500-Up	DR	50	12	8471N
3.0L - 185.0 cid - 225 HP	2000-98	S/N OG386496 - OT178499 (Opt.)	DR	50	12	8471N
3.0L - 185.0 cid - 225 HP		S/N OG386496 - OT178499 (Std.)	ND	50	12	12359N
225XS Sport Racing						
3.0L - 185.0 cid - 225 HP	2009-06	Delco 5SI Alternator	DR	50	12	8471N
225XXL						
3.0L - 185.0 cid - 225 HP	1999-94	S/N OD280813 - OT408999	ND	50	12	12358N
225XXL DTS Optimax						
3.0L - 185.0 cid - 225 HP	2009-03	S/N OT980000-Up	DR	50	12	8471N
225XXL EFI						
3.0L - 185.0 cid - 225 HP	2004-01	S/N OT409000-Up	DR	50	12	8471N
3.0L - 185.0 cid - 225 HP	2000-95	S/N OG129222 - OT408999	ND	50	12	12358N
225XXL Optimax						
3.0L - 185.0 cid - 225 HP	2009-01	S/N OT178500-Up	DR	50	12	8471N
3.0L - 185.0 cid - 225 HP	2000-98	S/N OG386496 - OT178499 (Opt.)	DR	50	12	8471N
3.0L - 185.0 cid - 225 HP		S/N OG386496 - OT178499 (Std.)	ND	50	12	12359N
250 Pro XS Optimax						
3.0L - 185.0 cid - 250 HP	2009-07	Delco 5SI Alternator	DR	50	12	8471N
250CXL EFI						
3.0L - 185.0 cid - 250 HP	2004-01	S/N OT409000-Up	DR	50	12	8471N
3.0L - 185.0 cid - 250 HP	2000-95	S/N OG129222 - OT408999	ND	50	12	12358N
250CXXL EFI						
3.0L - 185.0 cid - 250 HP	2004-01	S/N OT409000-Up	DR	50	12	8471N
3.0L - 185.0 cid - 250 HP	2000-95	S/N OG129222 - OT408999	ND	50	12	12358N
250XL EFI						
3.0L - 185.0 cid - 250 HP	2004-01	S/N OT409000-Up	DR	50	12	8471N
3.0L - 185.0 cid - 250 HP	2000-95	S/N OG129222 - OT408999	ND	50	12	12358N
250XS Racing						
3.0L - 185.0 cid - 250 HP	2009-05	Delco 5SI Alternator	DR	50	12	8471N
250XXL EFI						
3.0L - 185.0 cid - 250 HP	2004-01	S/N OT409000-Up	DR	50	12	8471N
3.0L - 185.0 cid - 250 HP	2000-95	S/N OG129222 - OT408999	ND	50	12	12358N
300CL Promax Racing						
3.0L - 185.0 cid - 300 HP	2000-98	S/N OG610221 - OT105297	ND	50	12	12358N
300CXL Promax Racing						
3.0L - 185.0 cid - 300 HP	2000-98	S/N OG610221 - OT105297	ND	50	12	12358N
300L Promax Racing						
3.0L - 185.0 cid - 300 HP	2000-98	S/N OG610221 - OT105297	ND	50	12	12358N

ALTERNATOR

ALTERNATOR APPLICATIONS

ALTERNATORS

ENGINE	YEAR	APPLICATION	Mfg	Amp	Volt	PART NUMBER
MERCURY - Marine Engine (Cont'd)						
300X, XS Promax Racing						
3.0L - 185.0 cid - 300 HP	2009-05	Delco 5SI Alternator	DR	50	12	8471N
300XL Promax Racing						
3.0L - 185.0 cid - 300 HP	2000-98	S/N OG610221 - OT105297	ND	50	12	12358N
75ELPT Optimax						
1.5L - 92.9 cid - 75 HP						
DFI	2009-05	All	DR	50	12	8471N
90ELPT Optimax						
1.5L - 92.9 cid - 90 HP						
DFI	2009-06	All	DR	50	12	8471N
90EXLPT Optimax						
1.5L - 92.9 cid - 90 HP						
DFI	2009-06	All	DR	50	12	8471N
mitsubishi - Marine Engine						
K4E						
K4E-61DML	1987-On	All	MI	40	12	12231N
K4M						
K4M-D61SS	All	All	MI	40	12	12231N
L2A						
L2A-61DM	All	All	MI	40	12	12432N
L2A-61SS		All	MI	40	12	12432N
L2A-62SS		All	MI	40	12	12432N
L2E						
L2E-61DM	All	All	MI	40	12	12432N
L2E-61SA		All	MI	40	12	12432N
L2E-61SS		All	MI	40	12	12432N
L2E-61TM		All	MI	40	12	12432N
L2E-62SS		All	MI	40	12	12432N
L3C						
L3C-61WM	All	All	MI	40	12	12231N
L3C-62WM		All	MI	40	12	12231N
L3E						
L3E-61SS	All	All	MI	40	12	12231N
L3E-62SS		All	MI	40	12	12231N
MOTOROLA - Marine Engine						
Various Models						
Various	1985-On	Single Hole - Later Style	MD	55	12	12174N-1G
Various		Triple Adj. Holes, Dbl Bottom	LU	80	12	12526N-OE
Various		Triple Adj. Holes, Dbl Bottom	LU	55	24	12719N-OE
Various		Triple Adj. Holes, Dbl Bottom	LU	65	12	12750N
Various		Triple Adj. Holes, Dbl Bottom	MO/P800		24	8415N
Various		Triple Adj. Holes, Dbl Bottom	MO/P875		24	8422N
Various		Triple Adj. Holes, Sgl 56mm Bottom	LU	80	12	12746N-OE
Various	1982-On	All	LU	80	12	12154N-OE
Various		Dbl Bottom Mtg, Top 10:00	LU	80	12	12154N-OE
Various		Dbl Bottom Mtg, Top 2:00	LU	80	12	12154N-OE
Various		Dbl Bottom Mtg, Top 2:00	LU	55	24	12398N-OE
Various		Sgl Bottom Mtg, Top 1:00	VA	35	12	12407N

ALTERNATOR APPLICATIONS

ENGINE	YEAR	APPLICATION	Mfg	Amp	Volt	PART NUMBER
NANNI - Marine Engine						
570						
Marlins	All	Iskra System	PR	60	24	12110N
570T						
Marlins	All	Iskra System	PR	60	24	12110N
OMC - Marine Engine						
INBOARD & V-DRIVE						
120 HP	1974-66	Delco Conversion ;1 wire/ 61A	DR	61	12	8901N
120 HP		Prestolite 34A Alternator	DR	61	12	8901N
155 HP		Delco Conversion ;1 wire/ 61A	DR	61	12	8901N
155 HP		Prestolite 34A Alternator	DR	61	12	8901N
185 HP		Delco Conversion ;1 wire/ 61A	DR	61	12	8901N
185 HP		Prestolite 34A Alternator	DR	61	12	8901N
2.5L	1986-84	Delco 10SI ;1-Wire/ 61A,w/ SRE screen	DR	61	12	7152N
2.5L		Delco 10SI ;1-Wire/ 94A,w/ SRE screen	DR	94	12	7152N-94A
2.5L		Delco 10SI, Chrome, 1-Wire/ 94A, w/ SRE screen	DR	94	12	7152CN-HQ
2.5L		Delco 10SI, Chrome, 1-Wire/ 94A, w/ SRE screen	DR	94	12	7152CN-94A
200 HP	1974-66	Delco Conversion ;1 wire/ 61A	DR	61	12	8901N
200 HP		Prestolite 34A Alternator	DR	61	12	8901N
210 HP		Delco Conversion ;1 wire/ 61A	DR	61	12	8901N
210 HP		Prestolite 34A Alternator	DR	61	12	8901N
235 HP		Delco Conversion ;1 wire/ 61A	DR	61	12	8901N
235 HP		Prestolite 34A Alternator	DR	61	12	8901N
3.0L	1996-94	Mando 51A Alternator	MD	55	12	12174N-1G
3.0L		Mando 55A Alternator	MD	55	12	12754N
3.0L	1987-84	Delco 10SI ;1-Wire/ 61A,w/ SRE screen	DR	61	12	7152N
3.0L		Delco 10SI ;1-Wire/ 94A,w/ SRE screen	DR	94	12	7152N-94A
3.0L		Delco 10SI, Chrome, 1-Wire/ 94A, w/ SRE screen	DR	94	12	7152CN-HQ
3.0L		Delco 10SI, Chrome, 1-Wire/ 94A, w/ SRE screen	DR	94	12	7152CN-94A
3.8L	1985-84	Delco 10SI ;1-Wire/ 61A,w/ SRE screen	DR	61	12	7152N
3.8L		Delco 10SI ;1-Wire/ 94A,w/ SRE screen	DR	94	12	7152N-94A
3.8L		Delco 10SI, Chrome, 1-Wire/ 94A, w/ SRE screen	DR	94	12	7152CN-HQ
3.8L		Delco 10SI, Chrome, 1-Wire/ 94A, w/ SRE screen	DR	94	12	7152CN-94A
4.3L	1996-94	Mando 51A Alternator	MD	55	12	12174N-1G
4.3L		Mando 55A Alternator	MD	55	12	12754N
4.3L	1986-85	Delco 10SI ;1-Wire/ 61A,w/ SRE screen	DR	61	12	7152N
4.3L		Delco 10SI ;1-Wire/ 94A,w/ SRE screen	DR	94	12	7152N-94A
4.3L		Delco 10SI, Chrome, 1-Wire/ 94A, w/ SRE screen	DR	94	12	7152CN-HQ
4.3L		Delco 10SI, Chrome, 1-Wire/ 94A, w/ SRE screen	DR	94	12	7152CN-94A
5.0L	1996-94	Mando System	MD	65	12	12177N
5.0L	1986-84	Delco 10SI ;1-Wire/ 61A,w/ SRE screen	DR	61	12	7152N
5.0L		Delco 10SI ;1-Wire/ 94A,w/ SRE screen	DR	94	12	7152N-94A
5.0L		Delco 10SI, Chrome, 1-Wire/ 94A, w/ SRE screen	DR	94	12	7152CN-HQ
5.0L		Delco 10SI, Chrome, 1-Wire/ 94A, w/ SRE screen	DR	94	12	7152CN-94A
5.0L	1993	Mando System	MD	65	12	12177N
5.7L	1996-94	Mando 51A Alternator	MD	55	12	12174N-1G
5.7L		Mando 55A Alternator	MD	55	12	12754N
5.7L	1986-84	Delco 10SI ;1-Wire/ 61A,w/ SRE screen	DR	61	12	7152N
5.7L		Delco 10SI ;1-Wire/ 94A,w/ SRE screen	DR	94	12	7152N-94A
5.7L		Delco 10SI, Chrome, 1-Wire/ 94A, w/ SRE screen	DR	94	12	7152CN-HQ
5.7L		Delco 10SI, Chrome, 1-Wire/ 94A, w/ SRE screen	DR	94	12	7152CN-94A
5.8L	1996-93	Mando System (EFI)	MD	65	12	12177N
5.8L		Mando System (Exc. EFI)	MD	55	12	12174N-1G
5.8L	1995-93	Mando System (Exc. EFI)	MD	55	12	12754N
5.8L	1996	Mando 55A Alternator	MD	55	12	12754N
7.4L	1996-93	Mando 51A Alternator	MD	55	12	12174N-1G
7.4L		Mando 55A Alternator	MD	55	12	12754N

ALTERNATOR

ALTERNATOR APPLICATIONS

ALTERNATORS

ENGINE	YEAR	APPLICATION	Mfg	Amp	Volt	PART NUMBER
OMC - Marine Engine (Cont'd)						
INBOARD & V-DRIVE (Cont'd)						
80 HP	1974-66	Delco Conversion ;1 wire/ 61A	DR	61	12	8901N
80 HP		Prestolite 34A Alternator	DR	61	12	8901N
AJ Series (250 HP)	1974-71	Delco Conversion ;1 wire/ 61A	DR	61	12	8901N
AT Series (250 HP)		Delco Conversion ;1 wire/ 61A	DR	61	12	8901N
CU / CUE-12M (110 HP)	1974-67	Delco Conversion ;1 wire/ 61A	DR	61	12	8901N
CU Series (120 HP)		Delco Conversion ;1 wire/ 61A	DR	61	12	8901N
HU / HUE-12M (150 HP)		Delco Conversion ;1 wire/ 61A	DR	61	12	8901N
HU Series (155 HP)		Delco Conversion ;1 wire/ 61A	DR	61	12	8901N
JT Series (210 HP)	1974-71	Delco Conversion ;1 wire/ 61A	DR	61	12	8901N
NU Series (80, 90 HP)	1974-67	Delco Conversion ;1 wire/ 61A	DR	61	12	8901N
TT Series (210 HP)	1974-71	Delco Conversion ;1 wire/ 61A	DR	61	12	8901N
Various	1987-81	Delco 10SI ;1-Wire/ 61A,w/ SRE screen	DR	61	12	7152N
Various		Delco 10SI ;1-Wire/ 94A,w/ SRE screen	DR	94	12	7152N-94A
Various		Delco 10SI, Chrome, 1-Wire/ 94A, w/ SRE screen	DR	94	12	7152CN-HQ
Various		Delco 10SI, Chrome, 1-Wire/ 94A, w/ SRE screen	DR	94	12	7152CN-94A
Various	1985-On	Mando 55A Alternator	MD	55	12	12174N-1G
Various		Mando 65A Alternator	MD	65	12	12177N
Various	1979-75	Delco Conversion ;1 wire/ 61A	DR	61	12	8901N
XU Series (235 HP)	1974-67	Delco Conversion ;1 wire/ 61A	DR	61	12	8901N
PANTHER - Boat						
Various Models						
Various	1989-On	Motorola System	MD	55	12	12174N-1G
PLEASURECRAFT - Marine Engine						
305CI, 5.0L						
8 Cyl., 305 cid 5.0L	2004-02	Delco 7SI Alternator	DR	70	12	8467-9N
8 Cyl., 305 cid 5.0L		Delco 7SI Alternator	DR	70	12	8467N-6G2
V8-305 ; 5.0L		DR 7SI, 12V / 70A	DR	70	12	8469N
Various		Inboard & Sterndrive, DR. 7SI, 70A / 2V pulley	DR	70	12	8463N
Various		Inboard & Sterndrive, DR. 7SI, 70A / 6S pulley	DR	70	12	8467N-6G1
350CI, 5.7L						
8 Cyl., 350 cid 5.7L	2004-02	Delco 7SI Alternator	DR	70	12	8467-9N
8 Cyl., 350 cid 5.7L		Delco 7SI Alternator	DR	70	12	8467N-6G2
V8-350 ; 5.7L		DR 7SI, 12V / 70A	DR	70	12	8469N
Various		Inboard & Sterndrive, DR. 7SI, 70A / 2V pulley	DR	70	12	8463N
Various		Inboard & Sterndrive, DR. 7SI, 70A / 6S pulley	DR	70	12	8467N-6G1
364CI, 6.0L						
8 Cyl., 364 cid 6.0L	2007-03	Delco 7SI Alternator	DR	70	12	8467-9N
496CI, 8.1L						
8 Cyl., 496 cid 8.1L	2004-01	Delco 7SI Alternator	DR	70	12	8467N-6G2
V8-496 ; 8.1L		DR 7SI, 12V / 70A	DR	70	12	8469N
Various		Inboard & Sterndrive, DR. 7SI, 70A / 2V pulley	DR	70	12	8463N
Various		Inboard & Sterndrive, DR. 7SI, 70A / 6S pulley	DR	70	12	8467N-6G1
Various Models						
GM 5.7L , 6.0L	2005-On	DR.11SI, 12V / 95A	DR	95	12	8725N
Various	1989-On	Motorola 51A Alternator	MD	55	12	12174N-1G
Various	1985-On	Mando 51A Alternator	MD	55	12	12174N-1G
Various		Mando 55A (Single Pulley)	MD	55	12	12268N
Various		Mando 55A Alternator	MD	55	12	12174N-1G
Various		Mando 55A Alternator	MD	55	12	12175N
Various		Mando 55A Alternator	MD	55	12	12754N
Various		Mando 65A Alternator	MD	65	12	12177N

ALTERNATOR APPLICATIONS

ENGINE	YEAR	APPLICATION	Mfg	Amp	Volt	PART NUMBER
PLEASURECRAFT - Marine Engine (Cont'd)						
Various Models (Cont'd)						
Various	1974-On	Delco 10SI ;1-Wire/ 61A,w/ SRE screen	DR	61	12	7152N
Various		Delco 10SI ;1-Wire/ 94A,w/ SRE screen	DR	94	12	7152N-94A
Various		Delco 10SI, Chrome, 1-Wire/ 94A, w/ SRE screen	DR	94	12	7152CN-HQ
Various		Delco 10SI, Chrome, 1-Wire/ 94A, w/ SRE screen	DR	94	12	7152CN-94A
POYAUD - Marine Engine						
Various Models						
Diesel	1975-On	Motorola System	MO/P800		24	8415N
RENAULT - Marine Engine						
RC100. D						
Single Bottom Mount	All	Motorola (1:00 Top, 12V, 35A)	VA	35	12	12407N
RC105D						
Single Bottom Mount	All	Paris Rhone (1:00 Top, 24V, 55A)	PR	60	24	12110N
RC106D, DS						
Single Bottom Mount	All	Motorola (1:00 Top, 12V, 35A)	VA	35	12	12407N
RC120D						
Single Bottom Mount	All	Paris Rhone (1:00 Top, 24V, 30A)	VA	30	24	12415N
RC140D						
Single Bottom Mount	All	Motorola (1:00 Top, 12V, 35A)	VA	35	12	12407N
RC145DTS						
Single Bottom Mount	All	Motorola (1:00 Top, 12V, 35A)	VA	35	12	12407N
RC160DS						
Single Bottom Mount	All	Motorola (1:00 Top, 12V, 35A)	VA	35	12	12407N
RC180D						
Single Bottom Mount	All	Motorola (1:00 Top, 12V, 35A)	VA	35	12	12407N
RC18D						
Single Bottom Mount	All	Motorola (1:00 Top, 12V, 35A)	VA	35	12	12407N
RC210DT, DTS						
Single Bottom Mount	All	Paris Rhone (1:00 Top, 24V, 55A)	PR	60	24	12110N
RC215DV, DTS						
Single Bottom Mount	All	Paris Rhone (1:00 Top, 24V, 55A)	PR	60	24	12110N
RC240DTS						
Single Bottom Mount	All	Paris Rhone (1:00 Top, 24V, 55A)	PR	60	24	12110N
RC25						
Single Bottom Mount	All	Motorola (1:00 Top, 12V, 35A)	VA	35	12	12407N
RC25D						
Single Bottom Mount	All	Motorola (1:00 Top, 12V, 35A)	VA	35	12	12407N
RC285DV						
Single Bottom Mount	All	Paris Rhone (1:00 Top, 24V, 55A)	PR	60	24	12110N
RC320D						
Single Bottom Mount	All	Paris Rhone (1:00 Top, 24V, 55A)	PR	60	24	12110N
RC355DV						
Single Bottom Mount	All	Paris Rhone (1:00 Top, 24V, 30A)	VA	30	24	12415N

ALTERNATOR

ALTERNATOR APPLICATIONS

ALTERNATORS

ENGINE	YEAR	APPLICATION	Mfg	Amp	Volt	PART NUMBER
RENAULT - Marine Engine (Cont'd)						
RC355DV (Cont'd)						
Single Bottom Mount		Paris Rhone (1:00 Top, 24V, 55A)	PR	60	24	12110N
RC36D						
Single Bottom Mount	All	Motorola (1:00 Top, 12V, 35A)	VA	35	12	12407N
RC480DV, Turbo						
Single Bottom Mount	All	Paris Rhone (1:00 Top, 24V, 30A)	VA	30	24	12415N
Single Bottom Mount		Paris Rhone (1:00 Top, 24V, 55A)	PR	60	24	12110N
RC600DTV						
Single Bottom Mount	All	Paris Rhone (1:00 Top, 24V, 55A)	PR	60	24	12110N
RC800DTV						
Single Bottom Mount	All	Paris Rhone (1:00 Top, 24V, 30A)	VA	30	24	12415N
Single Bottom Mount		Paris Rhone (1:00 Top, 24V, 55A)	PR	60	24	12110N
RC90DS						
Single Bottom Mount	All	Motorola (1:00 Top, 12V, 35A)	VA	35	12	12407N
REX - Marine Engine						
Various Models						
Various	1985-On	w/1 Hole Mount w/Tach. Hookup	MD	55	12	12174N-1G
SABB - Marine Engine						
Various Models						
Various	All	Motorola System (12V, 35A)	VA	35	12	12407N
SABRE - Marine Engine						
Various Models						
Dbl Bottom Mtg.; Iso Grd Rect.	All	Motorola (10:00 Top Ear, 12V, 70A)	LU	80	12	12154N-OE
Dbl Bottom Mtg.; w/W-Terminal		Motorola (10:00 Top Ear, 12V, 70A)	LU	80	12	12154N-OE
Dbl Bottom Mtg.;1-V; 1/2 Belt		Motorola (10:00 Top Ear, 12V, 70A)	LU	80	12	12154N-OE
Dbl Bottom Mtg.;1-V; 1/2 Belt		Motorola (2:00 Top Ear, 12V, 70A)	LU	80	12	12154N-OE
Dbl Bottom Mtg.;1-V; 84mm OD		Motorola (2:00 Top Ear, 24V, 45A)	LU	55	24	12398N-OE
Single Bottom Mount		Motorola (12:00 Top Ear, 24V, 45A)	VA	45	24	12409N
STEWART & STEVENSON - Marine Engine						
Various Models						
Various	1988-On	2nd Production, w/1 Hole Mount, w/Tach. Hookup	MD	55	12	12174N-1G
Various	1975-On	1st Production, w/1 Hole Mount, w/Tach. Hookup	MO	72	12	7489N
VALEO - Marine Engine						
Various Models						
Various	1982-On	Various Manufacturers	LU	80	12	12154N-OE
Various	1975-On	Delco Conversion, 1 wire/ 61A	DR	61	12	8902N-61A
Various		Delco Conversion, 1 wire/ 94A	DR	94	12	8902N-94A
Various		Various Manufacturers	VA	50	12	13068N

ALTERNATOR APPLICATIONS

ENGINE	YEAR	APPLICATION	Mfg	Amp	Volt	PART NUMBER
VETUS - Marine Engine						
M 2.04						
2 Cyl.	All	Mitsubishi System	MI	40	12	12231N
M 2.06						
2 Cyl., 39 cid 635cc	All	Mitsubishi System	MI	40	12	12231N
M 2.C5						
2 Cyl., 33 cid 538cc	All	Mitsubishi System	MI	40	12	12231N
2 Cyl., 33 cid 538cc		Mitsubishi System	MI	40	12	12432N
M 2.D5						
2 Cyl., 33 cid 538cc	All	Mitsubishi System	MI	40	12	12231N
2 Cyl., 33 cid 538cc		Mitsubishi System	MI	40	12	12432N
M 3.09						
3 Cyl., 58 cid 952cc	All	Mitsubishi System	MI	40	12	12432N
P 4.19						
4 Cyl., 117 cid 1905cc	All	Iskra System	VA	95	12	22447N
P 4.42						
4 Cyl., 117 cid 1905cc	All	Iskra System	VA	95	12	22447N
VOLVO PENTA - Marine Engine						
2001						
1 Cyl. Diesel	1993-83	w/60A Paris Rhone (12V)	VA	60	12	12411N
2002						
2 Cyl. Diesel	1993-83	w/50A Paris Rhone (12V)	VA	50	12	13068N
2 Cyl. Diesel		w/60A Paris Rhone (12V)	VA	60	12	12411N
2003,T						
3 Cyl. Diesel	1993-83	w/50A Paris Rhone (12V)	VA	50	12	13068N
3 Cyl. Diesel		w/60A Paris Rhone (12V)	VA	60	12	12411N
3.0GL						
4 Cyl., 181 cid 3.0L Gas	1999-93	Mando 51A Alternator	MD	55	12	12174N-1G
4 Cyl., 181 cid 3.0L Gas		Mando 55A Alternator	MD	55	12	12754N
3.0GLM						
4 Cyl., 181 cid 3.0L Gas	2007-00	GLM-A, -B (75A Valeo)	VA	75	12	12673N
4 Cyl., 181 cid 3.0L Gas		GLM-C (75A Valeo)	VA	75	12	12673N
3.0GLP						
4 Cyl., 181 cid 3.0L Gas	2007-00	GLP-A, -B (75A Valeo)	VA	75	12	12673N
4 Cyl., 181 cid 3.0L Gas		GLP-C, -D, -E (75A Valeo)	VA	75	12	12673N
3.0GS						
4 Cyl., 181 cid 3.0L Gas	1999-93	51 Amp, Mando, Exc. MEF, PEF Engines	MD	55	12	12174N-1G
4 Cyl., 181 cid 3.0L Gas		55 Amp, Mando, Exc. MEF, PEF Engines	MD	55	12	12754N
4 Cyl., 181 cid 3.0L Gas		65 Amp, Mando, Exc. MEF, PEF Engines	MD	65	12	12177N
4 Cyl., 181 cid 3.0L Gas		MEF, PEF Engines Only (65A Mando)	MD	65	12	12391N
4 Cyl., 181 cid 3.0L Gas		MEF, PEF Engines Only, Delco Conversion., self-excite / 94A ...	DR	94	12	8908N
3.0GSM						
4 Cyl., 181 cid 3.0L Gas	2002-00	GSM-A, -B, -C (65A Mando)	MD	65	12	12391N
4 Cyl., 181 cid 3.0L Gas		GSM-A, -B, -C, Delco Conversion., self-excite / 94A	DR	94	12	8908N
3.0GSP						
4 Cyl., 181 cid 3.0L Gas	2002-00	GSM-A, -B, -C, Delco Conversion., self-excite / 94A	DR	94	12	8908N
4 Cyl., 181 cid 3.0L Gas		GSP-A, -B, -C (65A Mando)	MD	65	12	12391N

ALTERNATOR

ALTERNATOR APPLICATIONS

ALTERNATORS

ENGINE	YEAR	APPLICATION	Mfg	Amp	Volt	PART NUMBER
VOLVO PENTA - Marine Engine (Cont'd)						
4.3Gi						
6 Cyl., 262 cid 4.3L Gas	1999-93	w/51A Mando (12V)	MD	55	12	12174N-1G
6 Cyl., 262 cid 4.3L Gas		w/55A Mando (12V)	MD	55	12	12754N
6 Cyl., 262 cid 4.3L Gas		w/65A Mando (12V)	MD	65	12	12177N
4.3GL						
6 Cyl., 262 cid 4.3L Gas	2007-00	GL-A (w/65A Mando)	MD	65	12	12177N
6 Cyl., 262 cid 4.3L Gas		GL-B thru GL-EF (w/65A Valeo)	VA	65	12	12672N
6 Cyl., 262 cid 4.3L Gas	1999-93	w/51A Mando (12V)	MD	55	12	12174N-1G
6 Cyl., 262 cid 4.3L Gas		w/55A Mando (12V)	MD	55	12	12754N
6 Cyl., 262 cid 4.3L Gas		w/65A Mando (12V)	MD	65	12	12177N
4.3GS						
6 Cyl., 262 cid 4.3L Gas	1999-93	w/51A Mando (12V)	MD	55	12	12174N-1G
6 Cyl., 262 cid 4.3L Gas		w/55A Mando (12V)	MD	55	12	12754N
6 Cyl., 262 cid 4.3L Gas		w/65A Mando (12V)	MD	65	12	12177N
4.3GXi, Osi						
6 Cyl., 262 cid 4.3L Gas	2007-00	A thru -BF (w/65A Mando)	MD	65	12	12391N
6 Cyl., 262 cid 4.3L Gas		A thru -BF, Delco Conversion., self-excite / 94A	DR	94	12	8908N
6 Cyl., 262 cid 4.3L Gas		C thru -DF (w/75A Valeo)	VA	75	12	12673N
6 Cyl., 262 cid 4.3L Gas		E thru -GF (w/75A Valeo)	VA	75	12	12673N
431A,B						
6 Cyl., 262 cid 4.3L Gas	1992-89	w/50A Paris Rhone (12V)	VA	50	12	13068N
6 Cyl., 262 cid 4.3L Gas		w/60A Paris Rhone (12V)	VA	60	12	12411N
432A,B						
6 Cyl., 262 cid 4.3L Gas	1998-92	w/50A Paris Rhone (12V)	VA	50	12	13068N
6 Cyl., 262 cid 4.3L Gas		w/60A Paris Rhone (12V)	VA	60	12	12411N
434A,B						
6 Cyl., 262 cid 4.3L Gas	1997-92	w/50A Paris Rhone (12V)	VA	50	12	13068N
6 Cyl., 262 cid 4.3L Gas		w/60A Paris Rhone (12V)	VA	60	12	12411N
5.0Fi						
8 Cyl., 302 cid 5.0L Ford	1999-93	w/51A Mando (12V)	MD	55	12	12174N-1G
8 Cyl., 302 cid 5.0L Ford		w/55A Mando (12V)	MD	55	12	12754N
8 Cyl., 302 cid 5.0L Ford		w/65A Mando (12V)	MD	65	12	12177N
5.0FL						
8 Cyl., 302 cid 5.0L Ford	1999-93	w/55A Std. Motorola (12V)	MD	55	12	12174N-1G
8 Cyl., 302 cid 5.0L Ford		w/65A Mando (12V)	MD	65	12	12177N
5.0Gi						
8 Cyl., 305 cid 5.0L GM	1999-97	Exc. Gi-PEFS (w/65A Mando) (12V)	MD	65	12	12177N
8 Cyl., 305 cid 5.0L GM		Gi-PEFS Only (w/65A Mando)	MD	65	12	12391N
8 Cyl., 305 cid 5.0L GM		Gi-PEFS Only, Delco Conversion., self-excite / 94A	DR	94	12	8908N
5.0GL						
8 Cyl., 305 cid 5.0L GM	2007-00	A thru -B (w/65A Mando)	MD	65	12	12177N
8 Cyl., 305 cid 5.0L GM		C thru -FF (w/75A Valeo)	VA	65	12	12672N
8 Cyl., 305 cid 5.0L GM		H thru -HF (w/75A Valeo)	VA	75	12	12673N
8 Cyl., 305 cid 5.0L GM	1999-97	Exc. GL-PEFS (w/65A Mando) (12V)	MD	65	12	12177N
8 Cyl., 305 cid 5.0L GM		Gi-PEFS Only, Delco Conversion., self-excite / 94A	DR	94	12	8908N
8 Cyl., 305 cid 5.0L GM		GL-PEFS Only (w/65A Mando)	MD	65	12	12391N
5.0GXi, Osi						
8 Cyl., 305 cid 5.0L GM	2007-01	A thru -DF (w/65A Mando)	MD	65	12	12391N
8 Cyl., 305 cid 5.0L GM		E thru -GF (w/75A Valeo)	VA	75	12	12673N
8 Cyl., 305 cid 5.0L GM		Gi-PEFS Only, Delco Conversion., self-excite / 94A	DR	94	12	8908N

ALTERNATOR APPLICATIONS

ENGINE	YEAR	APPLICATION	Mfg	Amp	Volt	PART NUMBER
VOLVO PENTA - Marine Engine (Cont'd)						
5.7Gi						
8 Cyl., 350 cid 5.7L Gas	2007-00	A thru -DF (w/65A Mando)	MD	65	12	12391N
8 Cyl., 350 cid 5.7L Gas		E thru -FF (w/75A Valeo)	VA	75	12	12673N
8 Cyl., 350 cid 5.7L Gas		G thru -GF (w/75A Valeo)	VA	75	12	12673N
8 Cyl., 350 cid 5.7L Gas		Gi-PEFS Only, Delco Conversion., self-excite / 94A	DR	94	12	8908N
8 Cyl., 350 cid 5.7L Gas	1999-93	w/55A Mando (12V)	MD	55	12	12754N
8 Cyl., 350 cid 5.7L Gas		w/55A Std. Motorola (12V)	MD	55	12	12174N-1G
8 Cyl., 350 cid 5.7L Gas		w/65A Mando (12V)	MD	65	12	12177N
5.7GiL						
8 Cyl., 350 cid 5.7L Gas	2007-00	A thru -B (w/65A Mando)	MD	65	12	12391N
8 Cyl., 350 cid 5.7L Gas		A thru -B, Delco Conversion., self-excite / 94A	DR	94	12	8908N
8 Cyl., 350 cid 5.7L Gas		C thru -D (w/75A Valeo)	VA	75	12	12673N
8 Cyl., 350 cid 5.7L Gas		E thru -F (w/75A Valeo)	VA	75	12	12673N
8 Cyl., 350 cid 5.7L Gas		G (w/75A Valeo)	VA	75	12	12673N
5.7GL						
8 Cyl., 350 cid 5.7L Gas	2007-00	A thru -B (w/65A Mando)	MD	65	12	12177N
8 Cyl., 350 cid 5.7L Gas		C thru -E (w/65A Valeo)	VA	65	12	12672N
8 Cyl., 350 cid 5.7L Gas	1999-93	w/55A Mando (12V)	MD	55	12	12754N
8 Cyl., 350 cid 5.7L Gas		w/55A Std. Motorola (12V)	MD	55	12	12174N-1G
8 Cyl., 350 cid 5.7L Gas		w/65A Mando (12V)	MD	65	12	12177N
5.7GLi						
8 Cyl., 350 cid 5.7L Gas	1999-93	w/65A Mando (12V)	MD	65	12	12177N
5.7GS						
8 Cyl., 350 cid 5.7L Gas	1999-93	w/55A Mando (12V)	MD	55	12	12754N
8 Cyl., 350 cid 5.7L Gas		w/55A Std. Motorola (12V)	MD	55	12	12174N-1G
8 Cyl., 350 cid 5.7L Gas		w/65A Mando (12V)	MD	65	12	12177N
5.7GSi						
8 Cyl., 350 cid 5.7L Gas	1999-93	w/55A Mando (12V)	MD	55	12	12754N
8 Cyl., 350 cid 5.7L Gas		w/55A Std. Motorola (12V)	MD	55	12	12174N-1G
8 Cyl., 350 cid 5.7L Gas		w/65A Mando (12V)	MD	65	12	12177N
5.7GSiL						
8 Cyl., 350 cid 5.7L Gas	2002-00	A (w/65A Mando)	MD	65	12	12391N
8 Cyl., 350 cid 5.7L Gas		A only, Delco Conversion., self-excite / 94A	DR	94	12	8908N
5.7GXi						
8 Cyl., 350 cid 5.7L Gas	2007-00	A thru -EF (w/65A Mando)	MD	65	12	12391N
8 Cyl., 350 cid 5.7L Gas		A thru -EF, Delco Conversion., self-excite / 94A	DR	94	12	8908N
8 Cyl., 350 cid 5.7L Gas		F thru -GF (w/75A Valeo)	VA	75	12	12673N
8 Cyl., 350 cid 5.7L Gas		H thru -HF (w/75A Valeo)	VA	75	12	12673N
5.7GXiL						
8 Cyl., 350 cid 5.7L Gas	2007-00	A thru -C (w/65A Mando)	MD	65	12	12391N
8 Cyl., 350 cid 5.7L Gas		A thru -C, Delco Conversion., self-excite / 94A	DR	94	12	8908N
8 Cyl., 350 cid 5.7L Gas		D thru -E (w/75A Valeo)	VA	75	12	12673N
8 Cyl., 350 cid 5.7L Gas		F thru -G (w/75A Valeo)	VA	75	12	12673N
8 Cyl., 350 cid 5.7L Gas		H (w/75A Valeo)	VA	75	12	12673N
5.7OSi						
8 Cyl., 350 cid 5.7L Gas	2007-00	A thru -CF (w/65A Mando)	MD	65	12	12391N
8 Cyl., 350 cid 5.7L Gas		A thru -CF, Delco Conversion., self-excite / 94A	DR	94	12	8908N
8 Cyl., 350 cid 5.7L Gas		D thru -EF (w/75A Valeo)	VA	75	12	12673N
8 Cyl., 350 cid 5.7L Gas		G (w/75A Valeo)	VA	75	12	12673N
5.7OSXi						
8 Cyl., 350 cid 5.7L Gas	2007-00	A thru -CF (w/65A Mando)	MD	65	12	12391N
8 Cyl., 350 cid 5.7L Gas		A thru -CF, Delco Conversion., self-excite / 94A	DR	94	12	8908N

ALTERNATOR

ALTERNATOR APPLICATIONS

ALTERNATORS

ENGINE	YEAR	APPLICATION	Mfg	Amp	Volt	PART NUMBER
VOLVO PENTA - Marine Engine (Cont'd)						
5.70SXi (Cont'd)						
8 Cyl., 350 cid 5.7L Gas		D thru -EF (w/75A Valeo)	VA	75	12	12673N
8 Cyl., 350 cid 5.7L Gas		G thru -GF (w/75A Valeo)	VA	75	12	12673N
5.8Fi						
8 Cyl., 351 cid 5.8L Gas	1996-93	w/51A Mando (12V)	MD	55	12	12174N-1G
8 Cyl., 351 cid 5.8L Gas		w/55A Mando (12V)	MD	55	12	12754N
8 Cyl., 351 cid 5.8L Gas		w/65A Mando (12V)	MD	65	12	12177N
5.8FL						
8 Cyl., 351 cid 5.8L Gas	1996-93	w/65A Mando (12V)	MD	65	12	12177N
5.8Fsi						
8 Cyl., 351 cid 5.8L Gas	1996-93	w/65A Mando (12V)	MD	65	12	12177N
5.8L						
8 Cyl., 351 cid 5.8L Gas	1996-93	w/51A Std. Mando (12V)	MD	55	12	12174N-1G
8 Cyl., 351 cid 5.8L Gas		w/55A Std. Mando (12V)	MD	55	12	12754N
8 Cyl., 351 cid 5.8L Gas		w/65A Mando (12V)	MD	65	12	12177N
500A,B						
8 Cyl., 305 cid 5.0L Gas	1993-89	w/50A Paris Rhone (12V)	VA	50	12	13068N
8 Cyl., 305 cid 5.0L Gas		w/60A Paris Rhone (12V)	VA	60	12	12411N
501A,B						
8 Cyl., 305 cid 5.0L Gas	1993-89	w/50A Paris Rhone (12V)	VA	50	12	13068N
8 Cyl., 305 cid 5.0L Gas		w/60A Paris Rhone (12V)	VA	60	12	12411N
570A						
8 Cyl., 350 cid 5.7L Gas	1993-89	w/50A Paris Rhone (12V)	VA	50	12	13068N
8 Cyl., 350 cid 5.7L Gas		w/60A Paris Rhone (12V)	VA	60	12	12411N
572A,B						
8 Cyl., 350 cid 5.7L Gas	1998-91	w/50A Paris Rhone (12V)	VA	50	12	13068N
8 Cyl., 350 cid 5.7L Gas		w/60A Paris Rhone (12V)	VA	60	12	12411N
7.4Gi						
8 Cyl., 454 cid 7.4L Gas	1999-94	Delco Conversion., self-excite / 94A	DR	94	12	8908N
8 Cyl., 454 cid 7.4L Gas		w/65A Mando (Double Large Spool)	MD	65	12	12391N
8 Cyl., 454 cid 7.4L Gas		w/65A Mando (Single Large Spool)	MD	65	12	12177N
7.4GL						
8 Cyl., 454 cid 7.4L Gas	1999-94	w/51A Std. Mando (12V)	MD	55	12	12174N-1G
8 Cyl., 454 cid 7.4L Gas		w/55A Std. Mando (12V)	MD	55	12	12754N
8 Cyl., 454 cid 7.4L Gas		w/65A Mando (12V)	MD	65	12	12177N
7.4Gsi						
8 Cyl., 454 cid 7.4L Gas	1999-94	Delco Conversion., self-excite / 94A	DR	94	12	8908N
8 Cyl., 454 cid 7.4L Gas		w/65A Mando (Double Large Spool)	MD	65	12	12391N
8 Cyl., 454 cid 7.4L Gas		w/65A Mando (Single Large Spool)	MD	65	12	12177N
740A,B						
8 Cyl., 454 cid 7.4L Gas	1993-89	w/50A Paris Rhone (12V)	VA	50	12	13068N
8 Cyl., 454 cid 7.4L Gas		w/60A Paris Rhone (12V)	VA	60	12	12411N
8.1Gi						
8 Cyl., 496 cid 8.1L Gas	2007-00	A thru -BF (w/65A Valeo)	MD	65	12	12391N
8 Cyl., 496 cid 8.1L Gas		A thru -BF, Delco Conversion., self-excite / 94A	DR	94	12	8908N
8 Cyl., 496 cid 8.1L Gas		C thru -HF (w/75A Valeo)	VA	75	12	12673N
8.1GiL						
8 Cyl., 496 cid 8.1L Gas	2007-00	A thru -B (w/65A Valeo)	MD	65	12	12391N
8 Cyl., 496 cid 8.1L Gas		A thru -B, Delco Conversion., self-excite / 94A	DR	94	12	8908N

ALTERNATOR APPLICATIONS

ENGINE	YEAR	APPLICATION	Mfg	Amp	Volt	PART NUMBER
VOLVO PENTA - Marine Engine (Cont'd)						
8.1GiL (Cont'd)						
8 Cyl., 496 cid 8.1L Gas		C thru -H (w/75A Valeo)	VA	75	12	12673N
8.1GSi						
8 Cyl., 496 cid 8.1L Gas	2002-00	Delco Conversion., self-excite / 94A	DR	94	12	8908N
8 Cyl., 496 cid 8.1L Gas		w/65A Valeo (12V)	MD	65	12	12391N
8.1GSiL						
8 Cyl., 496 cid 8.1L Gas	2002-00	Delco Conversion., self-excite / 94A	DR	94	12	8908N
8 Cyl., 496 cid 8.1L Gas		w/65A Valeo (12V)	MD	65	12	12391N
8.1GXi						
8 Cyl., 496 cid 8.1L Gas	2007-00	A thru -AF (w/65A Valeo)	MD	65	12	12391N
8 Cyl., 496 cid 8.1L Gas		A thru -AF, Delco Conversion., self-excite / 94A	DR	94	12	8908N
8 Cyl., 496 cid 8.1L Gas		B thru -GF (w/75A Valeo)	VA	75	12	12673N
8.1GXiL						
8 Cyl., 496 cid 8.1L Gas	2007-00	A (w/65A Valeo)	MD	65	12	12391N
8 Cyl., 496 cid 8.1L Gas		A only, Delco Conversion., self-excite / 94A	DR	94	12	8908N
8 Cyl., 496 cid 8.1L Gas		B thru -G (w/75A Valeo)	VA	75	12	12673N
8.1OSi						
8 Cyl., 496 cid 8.1L Gas	2007-01	w/75A Valeo (12V)	VA	75	12	12673N
8.2GL						
8 Cyl., 502 cid 8.2L Gas	1999-94	w/51A Std. Mando (12V)	MD	55	12	12174N-1G
8 Cyl., 502 cid 8.2L Gas		w/55A Std. Mando (12V)	MD	55	12	12754N
8 Cyl., 502 cid 8.2L Gas		w/65A Mando (12V)	MD	65	12	12177N
8.2GSi						
8 Cyl., 502 cid 8.2L Gas	1999-94	Delco Conversion., self-excite / 94A	DR	94	12	8908N
8 Cyl., 502 cid 8.2L Gas		w/65A Mando (Double Large Spool)	MD	65	12	12391N
8 Cyl., 502 cid 8.2L Gas		w/65A Mando (Single Large Spool)	MD	65	12	12177N
AD290						
Various	All	Delco Conversion, 1 wire/ 61A	DR	61	12	8902N-61A
Various		Delco Conversion, 1 wire/ 94A	DR	94	12	8902N-94A
Various		w/50A Paris Rhone (12V)	VA	50	12	13068N
AD31,A,B,D,L,P,X						
4 Cyl., 146 cid 2.4L Diesel	2004-86	w/50A Paris Rhone (12V)	VA	60	12	12411N
4 Cyl., 146 cid 2.4L Diesel		w/60A Paris Rhone (12V)	VA	60	12	12411N
4 Cyl., 146 cid 2.4L Diesel		w/60A Paris Rhone (24V)	PR	60	24	12110N
AD41A,B,D,L,P						
6 Cyl., 219 cid 3.6L Diesel	2005-88	w/60A Paris Rhone (12V)	VA	60	12	12411N
AQ100						
4 Cyl. Gas	1963-61	w/30A Paris Rhone (24V)	VA	30	24	12415N
4 Cyl. Gas		w/35A Motorola (12V)	VA	35	12	12407N
AQ115A,B,C						
4 Cyl. Gas	1977-69	w/35A Motorola (12V)	VA	35	12	12407N
4 Cyl. Gas		w/60A Paris Rhone (12V)	VA	60	12	12411N
AQ120						
4 Cyl. Gas	1980-66	w/35A Motorola (12V)	VA	35	12	12407N
4 Cyl. Gas		w/50A Paris Rhone (12V)	VA	50	12	13068N

ALTERNATOR

ALTERNATOR APPLICATIONS

ALTERNATORS

ENGINE	YEAR	APPLICATION	Mfg	Amp	Volt	PART NUMBER
VOLVO PENTA - Marine Engine (Cont'd)						
AQ120B						
4 Cyl. Gas	1980-66	w/60A Paris Rhone (12V)	VA	60	12	12411N
AQ125,A,B						
4 Cyl. Gas	1985-81	Delco Conversion, 1 wire/ 61A	DR	61	12	8902N-61A
4 Cyl. Gas		Delco Conversion, 1 wire/ 94A	DR	94	12	8902N-94A
4 Cyl. Gas		w/50A Paris Rhone (12V)	VA	60	12	12411N
4 Cyl. Gas		w/50A Paris Rhone (12V)	VA	50	12	13068N
4 Cyl. Gas		w/60A Paris Rhone (12V)	VA	60	12	12411N
AQ130A,B,C,D						
4 Cyl. Gas	1977-68	w/35A Motorola (12V)	VA	35	12	12407N
4 Cyl. Gas		w/60A Paris Rhone (12V)	VA	60	12	12411N
AQ131A,B,C,D						
4 Cyl. Gas	1989-85	Delco Conversion, 1 wire/ 61A	DR	61	12	8902N-61A
4 Cyl. Gas		Delco Conversion, 1 wire/ 94A	DR	94	12	8902N-94A
4 Cyl. Gas		w/50A Paris Rhone (12V)	VA	60	12	12411N
4 Cyl. Gas		w/50A Paris Rhone (12V)	VA	50	12	13068N
4 Cyl. Gas		w/60A Paris Rhone (12V)	VA	60	12	12411N
AQ140,A						
4 Cyl. Gas	1979-75	Delco Conversion, 1 wire/ 61A	DR	61	12	8902N-61A
4 Cyl. Gas		Delco Conversion, 1 wire/ 94A	DR	94	12	8902N-94A
4 Cyl. Gas		w/35A Motorola (12V)	VA	35	12	12407N
4 Cyl. Gas		w/50A Paris Rhone (12V)	VA	50	12	13068N
4 Cyl. Gas		w/60A Paris Rhone (12V)	VA	60	12	12411N
AQ145						
4 Cyl. Gas	1985-79	Delco Conversion, 1 wire/ 61A	DR	61	12	8902N-61A
4 Cyl. Gas		Delco Conversion, 1 wire/ 94A	DR	94	12	8902N-94A
4 Cyl. Gas		w/50A Paris Rhone (12V)	VA	50	12	13068N
4 Cyl. Gas		w/60A Paris Rhone (12V)	VA	60	12	12411N
AQ145A						
4 Cyl. Gas	1985-79	w/50A Paris Rhone (12V)	VA	50	12	13068N
4 Cyl. Gas		w/60A Paris Rhone (12V)	VA	60	12	12411N
AQ145B						
4 Cyl. Gas	1985-79	Delco Conversion, 1 wire/ 61A	DR	61	12	8902N-61A
4 Cyl. Gas		Delco Conversion, 1 wire/ 94A	DR	94	12	8902N-94A
4 Cyl. Gas		w/50A Paris Rhone (12V)	VA	60	12	12411N
4 Cyl. Gas		w/50A Paris Rhone (12V)	VA	50	12	13068N
AQ165						
6 Cyl. Gas	1969-68	w/60A Paris Rhone (12V)	VA	60	12	12411N
AQ165A						
6 Cyl. Gas	1969-68	w/35A Motorola (12V)	VA	35	12	12407N
6 Cyl. Gas		w/60A Paris Rhone (12V)	VA	60	12	12411N
AQ170A,B,C,D						
6 Cyl. Gas	1980-69	w/35A Motorola (12V)	VA	35	12	12407N
6 Cyl. Gas		w/60A Paris Rhone (12V)	VA	60	12	12411N
AQ171A						
4 Cyl. Gas	All	Delco Conversion, 1 wire/ 61A	DR	61	12	8902N-61A
4 Cyl. Gas		Delco Conversion, 1 wire/ 94A	DR	94	12	8902N-94A
4 Cyl. Gas		w/50A Paris Rhone (12V)	VA	50	12	13068N
AQ175						
6 Cyl. Gas	All	w/50A Paris Rhone (12V)	VA	60	12	12411N

ALTERNATOR APPLICATIONS

ENGINE	YEAR	APPLICATION	Mfg	Amp	Volt	PART NUMBER
VOLVO PENTA - Marine Engine (Cont'd)						
AQ175A						
6 Cyl. Gas	1985-81	w/50A Paris Rhone (12V)	VA	50	12	13068N
6 Cyl. Gas		w/60A Paris Rhone (12V)	VA	60	12	12411N
AQ200A,B,C						
8 Cyl. Gas	1986-69	w/50A Paris Rhone (12V)	VA	60	12	12411N
8 Cyl. Gas		w/60A Paris Rhone (12V)	VA	60	12	12411N
AQ200D						
8 Cyl. Gas	All	Delco Conversion, 1 wire/ 61A	DR	61	12	8902N-61A
8 Cyl. Gas		Delco Conversion, 1 wire/ 94A	DR	94	12	8902N-94A
8 Cyl. Gas		w/50A Paris Rhone (12V)	VA	50	12	13068N
AQ205						
6 Cyl. Gas	All	w/50A Paris Rhone (12V)	VA	60	12	12411N
AQ205A						
6 Cyl. Gas	1989-88	Delco Conversion, 1 wire/ 61A	DR	61	12	8902N-61A
6 Cyl. Gas		Delco Conversion, 1 wire/ 94A	DR	94	12	8902N-94A
6 Cyl. Gas		w/50A Paris Rhone (12V)	VA	50	12	13068N
6 Cyl. Gas		w/60A Paris Rhone (12V)	VA	60	12	12411N
AQ211						
8 Cyl. Gas	All	w/50A Paris Rhone (12V)	VA	60	12	12411N
AQ211A						
8 Cyl. Gas	1989-86	w/60A Paris Rhone (12V)	VA	60	12	12411N
AQ21A						
Various	All	w/35A Motorola (12V)	VA	35	12	12407N
AQ225A,B,C,D,F						
8 Cyl. Gas	1986-73	Paris Rhone System	VA	50	12	13068N
8 Cyl. Gas		w/50A Paris Rhone (12V)	VA	60	12	12411N
8 Cyl. Gas		w/60A Paris Rhone (12V)	VA	60	12	12411N
AQ231A,B						
8 Cyl. Gas	1989-86	Delco Conversion, 1 wire/ 61A	DR	61	12	8902N-61A
8 Cyl. Gas		Delco Conversion, 1 wire/ 94A	DR	94	12	8902N-94A
8 Cyl. Gas		w/50A Paris Rhone (12V)	VA	60	12	12411N
8 Cyl. Gas		w/50A Paris Rhone (12V)	VA	50	12	13068N
8 Cyl. Gas		w/60A Paris Rhone (12V)	VA	60	12	12411N
AQ255A,B						
8 Cyl. Gas	1978-77	w/60A Paris Rhone (12V)	VA	60	12	12411N
AQ256						
Various	All	w/60A Paris Rhone (12V)	VA	60	12	12411N
AQ260						
8 Cyl. Gas	All	w/50A Paris Rhone (12V)	VA	60	12	12411N
8 Cyl. Gas		w/60A Paris Rhone (12V)	VA	60	12	12411N
AQ260A,B						
8 Cyl. Gas	1985-78	w/50A Paris Rhone (12V)	VA	50	12	13068N
8 Cyl. Gas		w/60A Paris Rhone (12V)	VA	60	12	12411N
AQ271,A,B,C						
8 Cyl. Gas	1989-86	Delco Conversion, 1 wire/ 61A	DR	61	12	8902N-61A
8 Cyl. Gas		Delco Conversion, 1 wire/ 94A	DR	94	12	8902N-94A
8 Cyl. Gas		w/50A Paris Rhone (12V)	VA	60	12	12411N
8 Cyl. Gas		w/50A Paris Rhone (12V)	VA	50	12	13068N
8 Cyl. Gas		w/60A Paris Rhone (12V)	VA	60	12	12411N

ALTERNATOR

ALTERNATOR APPLICATIONS

ALTERNATORS

ENGINE	YEAR	APPLICATION	Mfg	Amp	Volt	PART NUMBER
VOLVO PENTA - Marine Engine (Cont'd)						
AQ280						
Various	All	w/60A Paris Rhone (12V)	VA	60	12	12411N
AQ280A						
8 Cyl. Gas	1979-78	w/60A Paris Rhone (12V)	VA	60	12	12411N
AQ290						
Various	All	w/50A Paris Rhone (12V)	VA	60	12	12411N
Various		w/50A Paris Rhone (12V)	VA	50	12	13068N
Various		w/60A Paris Rhone (12V)	VA	60	12	12411N
AQ290A						
8 Cyl. Gas	1985-79	w/50A Paris Rhone (12V)	VA	50	12	13068N
8 Cyl. Gas		w/60A Paris Rhone (12V)	VA	60	12	12411N
AQ311						
Various	All	w/50A Paris Rhone (12V)	VA	60	12	12411N
AQ311A,B						
8 Cyl. Gas	1989-86	w/60A Paris Rhone (12V)	VA	60	12	12411N
AQAD30A						
4 Cyl. Diesel	1986-83	w/50A Paris Rhone (12V)	VA	60	12	12411N
4 Cyl. Diesel		w/60A Paris Rhone (12V)	VA	60	12	12411N
AQAD31A						
4 Cyl. Diesel	1989-86	w/50A Paris Rhone (12V)	VA	60	12	12411N
4 Cyl. Diesel		w/60A Paris Rhone (12V)	VA	60	12	12411N
AQAD40A,B						
6 Cyl., 219 cid 3.6L Diesel	1986-80	w/50A Paris Rhone (12V)	VA	60	12	12411N
6 Cyl., 219 cid 3.6L Diesel		w/50A Paris Rhone (12V)	VA	50	12	13068N
6 Cyl., 219 cid 3.6L Diesel		w/60A Paris Rhone (12V)	VA	60	12	12411N
AQAD41						
6 Cyl., 219 cid 3.6L Diesel	All	w/50A Paris Rhone (12V)	VA	60	12	12411N
AQAD41A,B,D						
6 Cyl., 219 cid 3.6L Diesel	1994-86	w/50A Paris Rhone (12V)	VA	60	12	12411N
6 Cyl., 219 cid 3.6L Diesel		w/50A Paris Rhone (12V)	VA	50	12	13068N
6 Cyl., 219 cid 3.6L Diesel		w/60A Paris Rhone (12V)	VA	60	12	12411N
AQD19						
4 Cyl. Diesel	1968-64	w/30A Paris Rhone (24V)	VA	30	24	12415N
AQD21A						
4 Cyl. Diesel	1981-68	w/60A Paris Rhone (12V)	VA	60	12	12411N
AQD21B						
4 Cyl. Diesel	1981-68	w/60A Paris Rhone (12V)	VA	60	12	12411N
AQD27						
6 Cyl. Diesel	1967-63	w/30A Paris Rhone (24V)	VA	30	24	12415N
6 Cyl. Diesel		w/60A Paris Rhone (12V)	VA	60	12	12411N

ALTERNATOR APPLICATIONS

ENGINE	YEAR	APPLICATION	Mfg	Amp	Volt	PART NUMBER
VOLVO PENTA - Marine Engine (Cont'd)						
AQD29,A						
6 Cyl. Diesel	1970-67	w/30A Paris Rhone (24V)	VA	30	24	12415N
6 Cyl. Diesel		w/60A Paris Rhone (12V)	VA	60	12	12411N
AQD2B						
2 Cyl. Diesel	1975-72	w/60A Paris Rhone (12V)	VA	60	12	12411N
AQD32A						
6 Cyl. Diesel	1977-69	w/30A Paris Rhone (24V)	VA	30	24	12415N
6 Cyl. Diesel		w/50A Paris Rhone (12V)	VA	50	12	13068N
6 Cyl. Diesel		w/60A Paris Rhone (12V)	VA	60	12	12411N
AQD40A,B						
6 Cyl. Diesel	1986-77	w/50A Paris Rhone (12V)	VA	60	12	12411N
6 Cyl. Diesel		w/60A Paris Rhone (12V)	VA	60	12	12411N
AQD41						
6 Cyl. Diesel	All	w/50A Paris Rhone (12V)	VA	60	12	12411N
AQD41A						
6 Cyl. Diesel	1989-86	w/50A Paris Rhone (12V)	VA	60	12	12411N
6 Cyl. Diesel		w/60A Paris Rhone (12V)	VA	60	12	12411N
AQD70B						
6 Cyl. Diesel	1982-71	w/30A Paris Rhone (24V)	VA	30	24	12415N
6 Cyl. Diesel		w/35A Motorola (12V)	VA	35	12	12407N
6 Cyl. Diesel		w/55A Paris Rhone (24V)	PR	60	24	12110N
AQD70BL						
6 Cyl. Diesel	1982-71	w/30A Paris Rhone (24V)	VA	30	24	12415N
6 Cyl. Diesel		w/35A Motorola (12V)	VA	35	12	12407N
6 Cyl. Diesel		w/55A Paris Rhone (24V)	PR	60	24	12110N
AQD70C						
6 Cyl. Diesel	1982-71	w/30A Paris Rhone (24V)	VA	30	24	12415N
6 Cyl. Diesel		w/55A Paris Rhone (24V)	PR	60	24	12110N
AQD70CL						
6 Cyl. Diesel	1982-71	w/55A Paris Rhone (24V)	PR	60	24	12110N
AQD70D						
6 Cyl. Diesel	1982-71	w/30A Paris Rhone (24V)	VA	30	24	12415N
6 Cyl. Diesel		w/55A Paris Rhone (24V)	PR	60	24	12110N
AS130C						
Various	All	w/35A Motorola (12V)	VA	35	12	12407N
AS270TD						
Various	All	w/35A Motorola (12V)	VA	35	12	12407N
B18M						
Various	All	w/35A Motorola (12V)	VA	35	12	12407N
B21						
Various	All	Delco Conversion, 1 wire/ 61A	DR	61	12	8902N-61A
Various		Delco Conversion, 1 wire/ 94A	DR	94	12	8902N-94A
Various		w/50A Paris Rhone (12V)	VA	50	12	13068N
B23						
Various	All	Delco Conversion, 1 wire/ 61A	DR	61	12	8902N-61A
Various		Delco Conversion, 1 wire/ 94A	DR	94	12	8902N-94A
Various		w/50A Paris Rhone (12V)	VA	50	12	13068N

ALTERNATOR

ALTERNATOR APPLICATIONS

ALTERNATORS

ENGINE	YEAR	APPLICATION	Mfg	Amp	Volt	PART NUMBER
VOLVO PENTA - Marine Engine (Cont'd)						
BB115A,B,C						
4 Cyl. Gas	1977-69	w/35A Motorola (12V)	VA	35	12	12407N
4 Cyl. Gas		w/60A Paris Rhone (12V)	VA	60	12	12411N
BB145						
4 Cyl. Gas	All	w/60A Paris Rhone (24V)	VA	60	12	12411N
BB145A						
4 Cyl. Gas	1985-79	w/60A Paris Rhone (12V)	VA	60	12	12411N
BB165A						
6 Cyl. Gas	1969-65	w/60A Paris Rhone (12V)	VA	60	12	12411N
BB170						
6 Cyl. Gas	1978-69	w/50A Paris Rhone (12V)	VA	60	12	12411N
BB170B						
6 Cyl. Gas	1978-69	w/60A Paris Rhone (12V)	VA	60	12	12411N
BB170C						
6 Cyl. Gas	1978-69	w/60A Paris Rhone (12V)	VA	60	12	12411N
BB225,A,B,C						
8 Cyl. Gas	1977-73	w/50A Paris Rhone (12V)	VA	60	12	12411N
8 Cyl. Gas		w/60A Paris Rhone (12V)	VA	60	12	12411N
BB231A						
8 Cyl. Gas	1987	w/50A Paris Rhone (12V)	VA	60	12	12411N
8 Cyl. Gas		w/60A Paris Rhone (12V)	VA	60	12	12411N
BB260A,B,C						
8 Cyl. Gas	1987-78	w/50A Paris Rhone (12V)	VA	60	12	12411N
8 Cyl. Gas		w/60A Paris Rhone (12V)	VA	60	12	12411N
BB261,A						
8 Cyl. Gas	1989-88	w/50A Paris Rhone (12V)	VA	60	12	12411N
8 Cyl. Gas		w/60A Paris Rhone (12V)	VA	60	12	12411N
D1-20A,B						
3 Cyl., 46.5 cid 0.76L Diesel	2007-05	w/60A Paris Rhone (12V)	VA	60	12	12411N
D12-650						
6 Cyl., 740 cid 12.1L Diesel	2007-06	w/60A Paris Rhone (24V)	PR	60	24	12110N
D12-715						
6 Cyl., 740 cid 12.1L Diesel	2004-02	w/60A Paris Rhone (24V)	PR	60	24	12110N
D12C						
6 Cyl., 740 cid 12.1L Diesel	2004-99	Bosch Replacement Unit, 160 Amp	BO	160	12	12490N
6 Cyl., 740 cid 12.1L Diesel		Bosch Replacement Unit, 200 Amp	BO	200	12	12715N
6 Cyl., 740 cid 12.1L Diesel		w/100A Motorola (24V)	MO/P600		24	8415N
6 Cyl., 740 cid 12.1L Diesel		w/130A Motorola (12V)	LN/M060		12	8329N
6 Cyl., 740 cid 12.1L Diesel		w/140A Motorola (12V)	LN/M060		12	8329N
6 Cyl., 740 cid 12.1L Diesel		w/60A Paris Rhone (24V)	PR	60	24	12110N

ALTERNATOR APPLICATIONS

ENGINE	YEAR	APPLICATION	Mfg	Amp	Volt	PART NUMBER
VOLVO PENTA - Marine Engine (Cont'd)						
D12D						
6 Cyl., 740 cid 12.1L Diesel	2004-99	w/100A Motorola (24V)	MO/P800		24	8415N
D12-MH						
6 Cyl., 740 cid 12.1L Diesel	2007-05	w/60A Paris Rhone (24V)	PR	60	24	12110N
D1-30A,B						
3 Cyl., 69 cid 1.1L Diesel	2007-05	w/60A Paris Rhone (12V)	VA	60	12	12411N
D2-40A,B,C						
4 Cyl., 92 cid 1.5L Diesel	2007-05	w/60A Paris Rhone (12V)	VA	60	12	12411N
D2-55A,B,C						
4 Cyl., 134.2 cid 2.2L Diesel	2007-01	w/60A Paris Rhone (12V)	VA	60	12	12411N
D2-75A						
4 Cyl., 134.2 cid 2.2L Diesel	2007-03	w/60A Paris Rhone (12V)	VA	60	12	12411N
D41A,B,D,L						
6 Cyl., 219 cid 3.6L Diesel	1999-88	w/60A Paris Rhone (12V)	VA	60	12	12411N
DPX375						
8 Cyl., 496 cid 8.1L Gas	2002-00	Delco Conversion., self-excite / 94A	DR	94	12	8908N
8 Cyl., 496 cid 8.1L Gas		w/65A Valeo (12V)	MD	65	12	12391N
DPX385						
8 Cyl., 454 cid 7.4L Gas	1999-96	w/65A Mando (12V)	MD	65	12	12177N
8 Cyl., 454 cid 7.4L Gas	2000	Delco Conversion., self-excite / 94A	DR	94	12	8908N
8 Cyl., 454 cid 7.4L Gas		w/65A Mando (12V)	MD	65	12	12391N
DPX415						
8 Cyl., 502 cid 8.2L Gas	1999-96	w/65A Mando (12V)	MD	65	12	12177N
8 Cyl., 502 cid 8.2L Gas	2000	Delco Conversion., self-excite / 94A	DR	94	12	8908N
8 Cyl., 502 cid 8.2L Gas		w/65A Mando (12V)	MD	65	12	12391N
DPX420						
8 Cyl., 496 cid 8.1L Gas	2002-00	Delco Conversion., self-excite / 94A	DR	94	12	8908N
8 Cyl., 496 cid 8.1L Gas		w/65A Valeo (12V)	MD	65	12	12391N
DPX500						
8 Cyl., 502 cid 8.2L Gas	2002-00	Delco Conversion., self-excite / 94A	DR	94	12	8908N
8 Cyl., 502 cid 8.2L Gas		w/65A Mando (12V)	MD	65	12	12391N
8 Cyl., 502 cid 8.2L Gas	1999	w/65A Mando (12V)	MD	65	12	12177N
DPX525						
8 Cyl., 502 cid 8.2L Gas	2002-00	Delco Conversion., self-excite / 94A	DR	94	12	8908N
8 Cyl., 502 cid 8.2L Gas		w/65A Mando (12V)	MD	65	12	12391N
8 Cyl., 502 cid 8.2L Gas	1999	w/65A Mando (12V)	MD	65	12	12177N
DPX600						
8 Cyl., 540 cid 8.8L Gas	2002-00	Delco Conversion., self-excite / 94A	DR	94	12	8908N
8 Cyl., 540 cid 8.8L Gas		w/65A Mando (12V)	MD	65	12	12391N
8 Cyl., 540 cid 8.8L Gas	1999	w/65A Mando (12V)	MD	65	12	12177N
IPS500G						
8 Cyl., 496 cid 8.1L Gas	2007	w/75A Valeo (12V)	VA	75	12	12673N

ALTERNATOR

ALTERNATOR APPLICATIONS

ALTERNATORS

ENGINE	YEAR	APPLICATION	Mfg	Amp	Volt	PART NUMBER
VOLVO PENTA - Marine Engine (Cont'd)						
KAD300						
6 Cyl., 219 cid 3.6L Diesel	2005-01	w/60A Paris Rhone (12V)	VA	60	12	12411N
KAD32P						
4 Cyl., 146 cid 2.4L Diesel	2005-96	w/60A Paris Rhone (12V)	VA	60	12	12411N
4 Cyl., 146 cid 2.4L Diesel		w/60A Paris Rhone (24V)	PR	60	24	12110N
KAD42A,B,P						
6 Cyl., 219 cid 3.6L Diesel	2001-91	w/50A Paris Rhone (12V)	VA	60	12	12411N
6 Cyl., 219 cid 3.6L Diesel		w/60A Paris Rhone (12V)	VA	60	12	12411N
KAD43P						
6 Cyl., 219 cid 3.6L Diesel	2005-97	w/60A Paris Rhone (12V)	VA	60	12	12411N
KAD44P						
6 Cyl., 219 cid 3.6L Diesel	2004-97	w/60A Paris Rhone (12V)	VA	60	12	12411N
KAMD300						
6 Cyl., 219 cid 3.6L Diesel	2004-01	w/60A Paris Rhone (12V)	VA	60	12	12411N
KAMD42A,B,P						
6 Cyl., 219 cid 3.6L Diesel	1997-91	w/50A Paris Rhone (12V)	VA	60	12	12411N
6 Cyl., 219 cid 3.6L Diesel		w/60A Paris Rhone (12V)	VA	60	12	12411N
KAMD43P						
6 Cyl., 219 cid 3.6L Diesel	2005-97	w/60A Paris Rhone (12V)	VA	60	12	12411N
KAMD44P						
6 Cyl., 219 cid 3.6L Diesel	2004-99	w/60A Paris Rhone (12V)	VA	60	12	12411N
MB20						
4 Cyl. Gas	All	w/60A Paris Rhone (12V)	VA	60	12	12411N
MB20A						
4 Cyl. Gas	1971-69	w/60A Paris Rhone (12V)	VA	60	12	12411N
MB70B						
Various	All	w/30A Paris Rhone (24V)	VA	30	24	12415N
MD100						
6 Cyl. Diesel	All	w/30A Paris Rhone (24V)	VA	30	24	12415N
6 Cyl. Diesel		w/55A Paris Rhone (24V)	PR	60	24	12110N
MD100A,B						
6 Cyl. Diesel	1984-65	w/30A Paris Rhone (24V)	VA	30	24	12415N
6 Cyl. Diesel		w/60A Paris Rhone (24V)	PR	60	24	12110N
MD100S						
6 Cyl. Diesel	All	w/35A Motorola (12V)	VA	35	12	12407N

ALTERNATOR APPLICATIONS

ENGINE	YEAR	APPLICATION	Mfg	Amp	Volt	PART NUMBER
VOLVO PENTA - Marine Engine (Cont'd)						
MD11						
Various	All	Delco Conversion, 1 wire/ 61A	DR	61	12	8902N-61A
Various		Delco Conversion, 1 wire/ 94A	DR	94	12	8902N-94A
Various		w/50A Paris Rhone (12V)	VA	50	12	13068N
Various		w/60A Paris Rhone (12V)	VA	60	12	12411N
MD110S						
Various	All	w/35A Motorola (12V)	VA	35	12	12407N
MD11C						
2 Cyl. Diesel	1981-75	w/50A Paris Rhone (12V)	VA	50	12	13068N
2 Cyl. Diesel		w/60A Paris Rhone (12V)	VA	60	12	12411N
MD11D						
2 Cyl. Diesel	1983-75	w/60A Paris Rhone (12V)	VA	60	12	12411N
MD120						
6 Cyl. Diesel	All	w/30A Paris Rhone (24V)	VA	30	24	12415N
6 Cyl. Diesel		w/55A Paris Rhone (24V)	PR	60	24	12110N
MD120A						
6 Cyl. Diesel	1980-70	w/30A Paris Rhone (24V)	VA	30	24	12415N
6 Cyl. Diesel		w/60A Paris Rhone (24V)	PR	60	24	12110N
MD17						
3 Cyl. Diesel	1981-75	Delco Conversion, 1 wire/ 61A	DR	61	12	8902N-61A
3 Cyl. Diesel		Delco Conversion, 1 wire/ 94A	DR	94	12	8902N-94A
3 Cyl. Diesel		w/50A Paris Rhone (12V)	VA	50	12	13068N
MD17C						
3 Cyl. Diesel	1984-75	w/50A Paris Rhone (12V)	VA	50	12	13068N
3 Cyl. Diesel		w/60A Paris Rhone (12V)	VA	60	12	12411N
MD17D						
3 Cyl. Diesel	1984-75	Delco Conversion, 1 wire/ 61A	DR	61	12	8902N-61A
3 Cyl. Diesel		Delco Conversion, 1 wire/ 94A	DR	94	12	8902N-94A
3 Cyl. Diesel		w/50A Paris Rhone (12V)	VA	50	12	13068N
3 Cyl. Diesel		w/60A Paris Rhone (12V)	VA	60	12	12411N
MD18						
Various	All	Delco Conversion, 1 wire/ 61A	DR	61	12	8902N-61A
Various		Delco Conversion, 1 wire/ 94A	DR	94	12	8902N-94A
Various		w/50A Paris Rhone (12V)	VA	50	12	13068N
MD19						
4 Cyl. Diesel	1968-64	w/30A Paris Rhone (24V)	VA	30	24	12415N
MD2						
Various	All	w/60A Paris Rhone (12V)	VA	60	12	12411N
MD2010,A,B,C,D						
2 Cyl., 27.5 cid 0.45L	2005-94	w/60A Paris Rhone (12V)	VA	60	12	12411N
MD2020,A,B,C,D						
3 Cyl., 41.3 cid 0.68L	2002-94	w/60A Paris Rhone (12V)	VA	60	12	12411N
MD2030,A,B,C,D						
3 Cyl., 58.2 cid 0.95L	2002-94	w/60A Paris Rhone (12V)	VA	60	12	12411N
MD2040,A,B,C,D						
3 Cyl., 91.3 cid 1.5L	2002-94	w/60A Paris Rhone (12V)	VA	60	12	12411N

ALTERNATOR

ALTERNATOR APPLICATIONS

ALTERNATORS

ENGINE	YEAR	APPLICATION	Mfg	Amp	Volt	PART NUMBER
VOLVO PENTA - Marine Engine (Cont'd)						
MD21						
4 Cyl. Diesel	1979-68	Delco Conversion, 1 wire/ 61A	DR	61	12	8902N-61A
4 Cyl. Diesel		Delco Conversion, 1 wire/ 94A	DR	94	12	8902N-94A
4 Cyl. Diesel		w/50A Paris Rhone (12V)	VA	50	12	13068N
MD21A						
4 Cyl. Diesel	1979-68	w/50A Paris Rhone (12V)	VA	50	12	13068N
4 Cyl. Diesel		w/60A Paris Rhone (12V)	VA	60	12	12411N
MD21B						
4 Cyl. Diesel	1981-68	w/60A Paris Rhone (12V)	VA	60	12	12411N
MD22,A,L,P						
4 Cyl., 122 cid 2.0L Diesel	2002-88	w/60A Paris Rhone (12V)	VA	60	12	12411N
MD27						
6 Cyl. Diesel	All	w/30A Paris Rhone (24V)	VA	30	24	12415N
6 Cyl. Diesel		w/60A Paris Rhone (12V)	VA	60	12	12411N
MD29,A						
6 Cyl. Diesel	All	w/30A Paris Rhone (24V)	VA	30	24	12415N
6 Cyl. Diesel		w/60A Paris Rhone (12V)	VA	60	12	12411N
MD2B						
2 Cyl. Diesel	1975-64	w/50A Paris Rhone (12V)	VA	50	12	13068N
2 Cyl. Diesel		w/60A Paris Rhone (12V)	VA	60	12	12411N
MD2BHY						
2 Cyl. Diesel	1975-64	w/50A Paris Rhone (12V)	VA	50	12	13068N
MD3						
3 Cyl. Diesel	All	w/60A Paris Rhone (12V)	VA	60	12	12411N
MD30						
4 Cyl. Diesel	1986-83	Delco Conversion, 1 wire/ 61A	DR	61	12	8902N-61A
4 Cyl. Diesel		Delco Conversion, 1 wire/ 94A	DR	94	12	8902N-94A
4 Cyl. Diesel		w/50A Paris Rhone (12V)	VA	50	12	13068N
MD30A						
4 Cyl. Diesel	1986-83	w/50A Paris Rhone (12V)	VA	60	12	12411N
4 Cyl. Diesel		w/60A Paris Rhone (12V)	VA	60	12	12411N
MD31A						
4 Cyl. Diesel	1994-86	w/50A Paris Rhone (12V)	VA	60	12	12411N
4 Cyl. Diesel		w/60A Paris Rhone (12V)	VA	60	12	12411N
MD32A						
6 Cyl. Diesel	1977-69	w/30A Paris Rhone (24V)	VA	30	24	12415N
6 Cyl. Diesel		w/50A Paris Rhone (12V)	VA	50	12	13068N
6 Cyl. Diesel		w/60A Paris Rhone (12V)	VA	60	12	12411N
MD3A						
3 Cyl. Diesel	All	w/35A Motorola (12V)	VA	35	12	12407N
MD3B						
3 Cyl. Diesel	1975-71	w/35A Motorola (12V)	VA	35	12	12407N
3 Cyl. Diesel		w/50A Paris Rhone (12V)	VA	50	12	13068N
3 Cyl. Diesel		w/60A Paris Rhone (12V)	VA	60	12	12411N
MD40A						
6 Cyl. Diesel	1985-76	w/50A Paris Rhone (12V)	VA	60	12	12411N
6 Cyl. Diesel		w/60A Paris Rhone (12V)	VA	60	12	12411N

ALTERNATOR APPLICATIONS

ENGINE	YEAR	APPLICATION	Mfg	Amp	Volt	PART NUMBER
VOLVO PENTA - Marine Engine (Cont'd)						
MD42A						
4 Cyl. Diesel	1979-70	w/30A Paris Rhone (24V)	VA	30	24	12415N
MD42B						
4 Cyl. Diesel	All	w/30A Paris Rhone (24V)	VA	30	24	12415N
MD5						
1 Cyl. Diesel	All	Delco Conversion, 1 wire/ 61A	DR	61	12	8902N-61A
1 Cyl. Diesel		Delco Conversion, 1 wire/ 94A	DR	94	12	8902N-94A
1 Cyl. Diesel		w/35A Motorola (12V)	VA	35	12	12407N
1 Cyl. Diesel		w/50A Paris Rhone (12V)	VA	50	12	13068N
MD50						
6 Cyl. Diesel	All	w/30A Paris Rhone (24V)	VA	30	24	12415N
MD50A						
6 Cyl. Diesel	1971-65	w/30A Paris Rhone (24V)	VA	30	24	12415N
MD5A,B,C						
1 Cyl. Diesel	1982-75	w/35A Motorola (12V)	VA	35	12	12407N
1 Cyl. Diesel		w/50A Paris Rhone (12V)	VA	50	12	13068N
MD6						
2 Cyl. Diesel	All	w/60A Paris Rhone (12V)	VA	60	12	12411N
MD6A						
2 Cyl. Diesel	1976-71	w/35A Motorola (12V)	VA	35	12	12407N
2 Cyl. Diesel		w/60A Paris Rhone (12V)	VA	60	12	12411N
MD6B						
2 Cyl. Diesel	1976-71	w/60A Paris Rhone (12V)	VA	60	12	12411N
MD7						
2 Cyl. Diesel	All	Delco Conversion, 1 wire/ 61A	DR	61	12	8902N-61A
2 Cyl. Diesel		Delco Conversion, 1 wire/ 94A	DR	94	12	8902N-94A
2 Cyl. Diesel		w/35A Motorola (12V)	VA	35	12	12407N
2 Cyl. Diesel		w/50A Paris Rhone (12V)	VA	50	12	13068N
2 Cyl. Diesel		w/60A Paris Rhone (12V)	VA	60	12	12411N
MD70						
6 Cyl., 410 cid 6.7L Diesel	All	w/30A Paris Rhone (24V)	VA	30	24	12415N
MD70A						
6 Cyl., 410 cid 6.7L Diesel	1985-65	w/30A Paris Rhone (24V)	VA	30	24	12415N
MD70B,C						
6 Cyl., 410 cid 6.7L Diesel	1985-65	w/30A Paris Rhone (24V)	VA	30	24	12415N
6 Cyl., 410 cid 6.7L Diesel		w/60A Paris Rhone (24V)	PR	60	24	12110N
MD7A						
2 Cyl. Diesel	1983-76	w/35A Motorola (12V)	VA	35	12	12407N
2 Cyl. Diesel		w/50A Paris Rhone (12V)	VA	50	12	13068N
2 Cyl. Diesel		w/60A Paris Rhone (12V)	VA	60	12	12411N
MD7B						
2 Cyl. Diesel	1983-76	w/50A Paris Rhone (12V)	VA	60	12	12411N
2 Cyl. Diesel		w/60A Paris Rhone (12V)	VA	60	12	12411N

ALTERNATOR

ALTERNATOR APPLICATIONS

ALTERNATORS

ENGINE	YEAR	APPLICATION	Mfg	Amp	Volt	PART NUMBER
VOLVO PENTA - Marine Engine (Cont'd)						
TAMD102A,D						
6 Cyl., 585 cid 9.6L Diesel	2000-91	w/100A Motorola (24V)	MO/P800		24	8415N
6 Cyl., 585 cid 9.6L Diesel		w/60A Paris Rhone (24V)	PR 60		24	12110N
TAMD103A						
6 Cyl., 585 cid 9.6L Diesel	2004-00	w/100A Motorola (24V)	MO/P800		24	8415N
6 Cyl., 585 cid 9.6L Diesel		w/60A Paris Rhone (24V)	PR 60		24	12110N
TAMD120						
6 Cyl. Diesel	All	w/100A Motorola (24V)	MO/P800		24	8415N
6 Cyl. Diesel		w/30A Paris Rhone (24V)	VA 30		24	12415N
6 Cyl. Diesel		w/45A Motorola (24V)	VA 45		24	12409N
6 Cyl. Diesel		w/55A Paris Rhone (24V)	PR 60		24	12110N
TAMD120A,B						
6 Cyl. Diesel	1983-72	w/100A Motorola (24V)	MO/P800		24	8415N
6 Cyl. Diesel		w/175A Motorola (24V)	MO/P875		24	8422N
6 Cyl. Diesel		w/30A Paris Rhone (24V)	VA 30		24	12415N
6 Cyl. Diesel		w/45A Motorola (24V)	VA 45		24	12409N
6 Cyl. Diesel		w/60A Paris Rhone (24V)	PR 60		24	12110N
TAMD121,C,D						
6 Cyl. Diesel	1988-83	w/55A Paris Rhone (24V)	PR 60		24	12110N
6 Cyl. Diesel		w/60A Paris Rhone (24V)	PR 60		24	12110N
TAMD122,A,C,D,P						
6 Cyl., 732 cid 12.0L Diesel	2002-88	w/100A Motorola (24V)	MO/P800		24	8415N
6 Cyl., 732 cid 12.0L Diesel		w/60A Paris Rhone (24V)	PR 60		24	12110N
TAMD162,A,B,C						
6 Cyl., 984 cid 16.1L Diesel	2001-88	w/100A Motorola (24V)	MO/P800		24	8415N
6 Cyl., 984 cid 16.1L Diesel		w/175A Motorola (24V)	MO/P875		24	8422N
6 Cyl., 984 cid 16.1L Diesel		w/60A Paris Rhone (24V)	PR 60		24	12110N
TAMD163,A,P						
6 Cyl., 984 cid 16.1L Diesel	2001-94	w/55A Paris Rhone (24V)	PR 60		24	12110N
6 Cyl., 984 cid 16.1L Diesel		w/60A Paris Rhone (24V)	PR 60		24	12110N
TAMD165A,C,P						
6 Cyl., 984 cid 16.1L Diesel	2005-02	w/100A Motorola (24V)	MO/P800		24	8415N
6 Cyl., 984 cid 16.1L Diesel		w/60A Paris Rhone (24V)	PR 60		24	12110N
TAMD22P						
4 Cyl., 122 cid 2.0L Diesel	2003-95	w/60A Paris Rhone (12V)	VA 60		12	12411N
TAMD30,A,B,C						
4 Cyl. Diesel	1986-83	w/50A Paris Rhone (12V)	VA 50		12	13068N
4 Cyl. Diesel		w/60A Paris Rhone (12V)	VA 60		12	12411N

ALTERNATOR APPLICATIONS

ENGINE	YEAR	APPLICATION	Mfg	Amp	Volt	PART NUMBER
VOLVO PENTA - Marine Engine (Cont'd)						
TAMD31A,B,D,L,M,P,S,X						
4 Cyl., 146 cid 2.4L Diesel	2004-85	w/50A Paris Rhone (12V)	VA	60	12	12411N
4 Cyl., 146 cid 2.4L Diesel		w/60A Paris Rhone (12V)	VA	60	12	12411N
4 Cyl., 146 cid 2.4L Diesel		w/60A Paris Rhone (24V)	PR	60	24	12110N
TAMD40A,B,C						
6 Cyl. Diesel	1986-79	w/50A Paris Rhone (12V)	VA	60	12	12411N
6 Cyl. Diesel		w/60A Paris Rhone (12V)	VA	60	12	12411N
TAMD41A						
6 Cyl., 219 cid 3.6L Diesel	1989-86	w/50A Paris Rhone (12V)	VA	50	12	13068N
6 Cyl., 219 cid 3.6L Diesel		w/60A Paris Rhone (12V)	VA	60	12	12411N
TAMD41B,D,H,L,M,P						
6 Cyl., 219 cid 3.6L Diesel	2005-86	w/60A Paris Rhone (12V)	VA	60	12	12411N
TAMD42A,B,WJ						
6 Cyl., 219 cid 3.6L Diesel	2003-92	w/60A Paris Rhone (12V)	VA	60	12	12411N
TAMD60,A,B,C						
6 Cyl. Diesel	1987-76	w/60A Paris Rhone (24V)	PR	60	24	12110N
TAMD61,A						
6 Cyl. Diesel	1995-86	w/60A Paris Rhone (24V)	PR	60	24	12110N
TAMD62A						
6 Cyl. Diesel	1994-92	w/60A Paris Rhone (24V)	PR	60	24	12110N
TAMD63L,P						
6 Cyl., 333 cid 5.5L Diesel	2005-94	Bosch Replacement Unit, 160 Amp	BO	160	12	12490N
6 Cyl., 333 cid 5.5L Diesel		Bosch Replacement Unit, 200 Amp	BO	200	12	12715N
6 Cyl., 333 cid 5.5L Diesel		w/100A Motorola (24V)	MO/P800		24	8415N
6 Cyl., 333 cid 5.5L Diesel		w/130A Motorola (12V)	LN/M060		12	8329N
6 Cyl., 333 cid 5.5L Diesel		w/60A Paris Rhone (12V)	VA	60	12	12411N
TAMD70						
6 Cyl. Diesel	All	w/30A Paris Rhone (24V)	VA	30	24	12415N
6 Cyl. Diesel		w/50A Paris Rhone (12V)	VA	60	12	12411N
6 Cyl. Diesel		w/55A Paris Rhone (24V)	PR	60	24	12110N
TAMD70B,C,D						
6 Cyl. Diesel	1983-70	w/30A Paris Rhone (24V)	VA	30	24	12415N
6 Cyl. Diesel		w/60A Paris Rhone (24V)	PR	60	24	12110N
TAMD70E						
6 Cyl. Diesel	1987-83	w/50A Paris Rhone (12V)	VA	50	12	13068N
6 Cyl. Diesel		w/60A Paris Rhone (24V)	PR	60	24	12110N

ALTERNATOR

ALTERNATOR APPLICATIONS

ALTERNATORS

ENGINE	YEAR	APPLICATION	Mfg	Amp	Volt	PART NUMBER
VOLVO PENTA - Marine Engine (Cont'd)						
TAMD71,A,B						
6 Cyl., 410 cid 6.7L Diesel	2000-86	w/60A Paris Rhone (12V)	VA	60	12	12411N
6 Cyl., 410 cid 6.7L Diesel		w/60A Paris Rhone (24V)	PR	60	24	12110N
TAMD72,A,P,WJ						
6 Cyl., 410 cid 6.7L Diesel	1997-91	Bosch Replacement Unit, 160 Amp	BO	160	12	12490N
6 Cyl., 410 cid 6.7L Diesel		Bosch Replacement Unit, 200 Amp	BO	200	12	12715N
6 Cyl., 410 cid 6.7L Diesel		w/100A Motorola (24V)	MO/P800		24	8415N
6 Cyl., 410 cid 6.7L Diesel		w/130A Motorola (12V)	LN/M060		12	8329N
6 Cyl., 410 cid 6.7L Diesel		w/60A Paris Rhone (12V)	VA	60	12	12411N
6 Cyl., 410 cid 6.7L Diesel		w/60A Paris Rhone (24V)	PR	60	24	12110N
TAMD73P,WJ						
6 Cyl., 411 cid 6.7L Diesel	1999-97	Bosch Replacement Unit, 160 Amp	BO	160	12	12490N
6 Cyl., 411 cid 6.7L Diesel		Bosch Replacement Unit, 200 Amp	BO	200	12	12715N
6 Cyl., 411 cid 6.7L Diesel		w/100A Motorola (24V)	MO/P800		24	8415N
6 Cyl., 411 cid 6.7L Diesel		w/130A Motorola (12V)	LN/M060		12	8329N
6 Cyl., 411 cid 6.7L Diesel		w/60A Paris Rhone (12V)	VA	60	12	12411N
6 Cyl., 411 cid 6.7L Diesel		w/60A Paris Rhone (24V)	PR	60	24	12110N
TAMD74A,C,L,P						
6 Cyl., 444 cid 7.3L Diesel	2005-98	Bosch Replacement Unit, 160 Amp	BO	160	12	12490N
6 Cyl., 444 cid 7.3L Diesel		Bosch Replacement Unit, 200 Amp	BO	200	12	12715N
6 Cyl., 444 cid 7.3L Diesel		w/100A Motorola (24V)	MO/P800		24	8415N
6 Cyl., 444 cid 7.3L Diesel		w/130A Motorola (12V)	LN/M060		12	8329N
6 Cyl., 444 cid 7.3L Diesel		w/60A Paris Rhone (12V)	VA	60	12	12411N
6 Cyl., 444 cid 7.3L Diesel		w/60A Paris Rhone (24V)	PR	60	24	12110N
TAMD75P						
6 Cyl., 444 cid 7.3L Diesel	2005-98	Bosch Replacement Unit, 160 Amp	BO	160	12	12490N
6 Cyl., 444 cid 7.3L Diesel		Bosch Replacement Unit, 200 Amp	BO	200	12	12715N
6 Cyl., 444 cid 7.3L Diesel		w/100A Motorola (24V)	MO/P800		24	8415N
6 Cyl., 444 cid 7.3L Diesel		w/130A Motorola (12V)	LN/M060		12	8329N
6 Cyl., 444 cid 7.3L Diesel		w/60A Paris Rhone (12V)	VA	60	12	12411N
6 Cyl., 444 cid 7.3L Diesel		w/60A Paris Rhone (24V)	PR	60	24	12110N

ALTERNATOR APPLICATIONS

ENGINE	YEAR	APPLICATION	Mfg	Amp	Volt	PART NUMBER
VOLVO PENTA - Marine Engine (Cont'd)						
TAMD75P (Cont'd)						
6 Cyl., 444 cid 7.3L Diesel		w/60A Paris Rhone (24V)	PR	60	24	12110N
THAMD70,B,C						
6 Cyl. Diesel	1979-72	w/30A Paris Rhone (24V)	VA	30	24	12415N
6 Cyl. Diesel		w/60A Paris Rhone (24V)	PR	60	24	12110N
TMD100						
6 Cyl. Diesel	All	w/100A Motorola (24V)	MO/P800		24	8415N
6 Cyl. Diesel		w/45A Motorola (24V)	VA	45	24	12409N
TMD100A						
6 Cyl. Diesel	All	w/30A Paris Rhone (24V)	VA	30	24	12415N
6 Cyl. Diesel		w/55A Paris Rhone (24V)	PR	60	24	12110N
TMD100B,C						
6 Cyl. Diesel	1988-65	w/100A Motorola (24V)	MO/P800		24	8415N
6 Cyl. Diesel		w/175A Motorola (24V)	MO/P675		24	8422N
6 Cyl. Diesel		w/60A Paris Rhone (24V)	PR	60	24	12110N
6 Cyl. Diesel	1985-65	w/30A Paris Rhone (24V)	VA	30	24	12415N
6 Cyl. Diesel		w/45A Motorola (24V)	VA	45	24	12409N
TMD102A						
6 Cyl., 585 cid 9.6L Diesel	2000-88	w/60A Paris Rhone (24V)	PR	60	24	12110N
TMD120						
6 Cyl. Diesel	All	w/100A Motorola (24V)	MO/P800		24	8415N
6 Cyl. Diesel		w/45A Motorola (24V)	VA	45	24	12409N
TMD120A,B						
6 Cyl. Diesel	1984-70	w/100A Motorola (24V)	MO/P800		24	8415N
6 Cyl. Diesel		w/175A Motorola (24V)	MO/P675		24	8422N
6 Cyl. Diesel		w/30A Paris Rhone (24V)	VA	30	24	12415N
6 Cyl. Diesel		w/45A Motorola (24V)	VA	45	24	12409N
6 Cyl. Diesel		w/60A Paris Rhone (24V)	PR	60	24	12110N
TMD121C						
6 Cyl. Diesel	1988-83	w/60A Paris Rhone (24V)	PR	60	24	12110N
TMD122A						
6 Cyl., 732 cid 12.0L Diesel	2000-88	w/100A Motorola (24V)	MO/P800		24	8415N
6 Cyl., 732 cid 12.0L Diesel		w/55A Paris Rhone (24V)	PR	60	24	12110N
6 Cyl., 732 cid 12.0L Diesel		w/60A Paris Rhone (24V)	PR	60	24	12110N
TMD22,A,P						
4 Cyl., 122 cid 2.0L Diesel	2002-93	w/60A Paris Rhone (12V)	VA	60	12	12411N
TMD30A,B						
4 Cyl. Diesel	1986-83	Delco Conversion, 1 wire/ 61A	DR	61	12	8902N-61A
4 Cyl. Diesel		Delco Conversion, 1 wire/ 94A	DR	94	12	8902N-94A
4 Cyl. Diesel		w/50A Paris Rhone (12V)	VA	60	12	12411N
4 Cyl. Diesel		w/50A Paris Rhone (12V)	VA	50	12	13068N
4 Cyl. Diesel		w/60A Paris Rhone (12V)	VA	60	12	12411N

ALTERNATOR

ALTERNATOR APPLICATIONS

ALTERNATORS

ENGINE	YEAR	APPLICATION	Mfg	Amp	Volt	PART NUMBER
VOLVO PENTA - Marine Engine (Cont'd)						
TMD31A,B,D,L						
4 Cyl., 146 cid 2.4L Diesel	1997-86	w/50A Paris Rhone (12V)	VA	60	12	12411N
4 Cyl., 146 cid 2.4L Diesel		w/60A Paris Rhone (12V)	VA	60	12	12411N
TMD40						
6 Cyl. Diesel	All	Delco Conversion, 1 wire/ 61A	DR	61	12	8902N-61A
6 Cyl. Diesel		Delco Conversion, 1 wire/ 94A	DR	94	12	8902N-94A
6 Cyl. Diesel		w/50A Paris Rhone (12V)	VA	50	12	13068N
TMD40A,B,C						
6 Cyl. Diesel	1986-76	w/50A Paris Rhone (12V)	VA	60	12	12411N
6 Cyl. Diesel		w/60A Paris Rhone (12V)	VA	60	12	12411N
TMD41A,B,D,L						
6 Cyl., 219 cid 3.6L	1997-86	w/50A Paris Rhone (12V)	VA	60	12	12411N
6 Cyl., 219 cid 3.6L		w/60A Paris Rhone (12V)	VA	60	12	12411N
TMD50						
6 Cyl. Diesel	All	w/35A Motorola (12V)	VA	35	12	12407N
TMD50A						
6 Cyl. Diesel	1971-65	w/30A Paris Rhone (24V)	VA	30	24	12415N
6 Cyl. Diesel		w/35A Motorola (12V)	VA	35	12	12407N
TMD70A						
6 Cyl., 410 cid 6.7L Diesel	1985-65	w/30A Paris Rhone (24V)	VA	30	24	12415N
TMD70B,C						
6 Cyl., 410 cid 6.7L Diesel	1985-72	w/30A Paris Rhone (24V)	VA	30	24	12415N
6 Cyl., 410 cid 6.7L Diesel		w/35A Motorola (12V)	VA	35	12	12407N
6 Cyl., 410 cid 6.7L Diesel		w/60A Paris Rhone (24V)	PR	60	24	12110N
WESTERBEKE - Marine Engine						
Various Models						
Various	1985-On	1st Production, w/1 Hole Mount, w/Tach. Hookup	MO	72	12	7489N
Various	1975-On	All	LN/M060		12	8329N
Various		Bosch Replacement Unit, 160 Amp	BO	160	12	12490N
Various		Bosch Replacement Unit, 200 Amp	BO	200	12	12715N
YANMAR - Marine Engine						
1GM						
1 Cyl., 19.41 cid 0.318L Diesel	1984-80	w/2 Pin Regulator Hookup	HI	35	12	12109N
All	1984-82	Hitachi System	HI	35	12	12109N
1GM10						
1 Cyl., 19.41 cid 0.318L Diesel	1982-On	w/Hitachi 35A (To S/N 3690)	HI	35	12	12109N
1GM10C						
1 Cyl., 19.41 cid 0.318L Diesel	1984-82	w/Hitachi 35A Alternator	HI	35	12	12109N

ALTERNATOR APPLICATIONS

ENGINE	YEAR	APPLICATION	Mfg	Amp	Volt	PART NUMBER
YANMAR - Marine Engine (Cont'd)						
1GM10L						
1 Cyl., 19.41 cid 0.318L Diesel	1982-On	w/Hitachi 35A (To S/N 3690)	HI	35	12	12109N
1GML						
1 Cyl., 19.41 cid 0.318L Diesel	1982-On	w/Hitachi 35A (To S/N 3690)	HI	35	12	12109N
1GMY						
1 Cyl., 19.41 cid 0.318L Diesel	1982-On	w/Hitachi 35A (To S/N 3690)	HI	35	12	12109N
2GM						
2 Cyl. Diesel	1984-80	w/2 Pin Regulator Hookup	HI	35	12	12109N
All	1984-82	Hitachi System	HI	35	12	12109N
2GM20						
2 Cyl., 38.81 cid 0.636L Diesel	1982-On	w/Hitachi 35A Alternator	HI	35	12	12109N
2GMF						
2 Cyl. Diesel	1984-80	w/2 Pin Regulator Hookup	HI	35	12	12109N
2GMFL						
2 Cyl. Diesel	All	w/Hitachi 35A Alternator	HI	35	12	12109N
2GMFY(E)-E						
2 Cyl. Diesel	All	w/Hitachi 35A Alternator	HI	35	12	12109N
2GML						
2 Cyl. Diesel	All	w/Hitachi 35A Alternator	HI	35	12	12109N
2GMYE-EC						
2 Cyl. Diesel	All	w/Hitachi 35A Alternator	HI	35	12	12109N
2GMZ						
2 Cyl., 0.586L Diesel	All	w/2 Pin Regulator Hookup	HI	35	12	12109N
2QM15						
2 Cyl., 0.662L Diesel	1980-77	w/2 Pin Regulator Hookup	HI	35	12	12109N
2QMH						
2 Cyl. Diesel	1985-On	w/Motorola 70A Alternator	LU	80	12	12154N-OE
Various	All	w/Motorola 70A Alternator	LU	80	12	12154N-OE
2TD						
2 Cyl. Diesel	1982-On	w/Hitachi 35A Alternator	HI	35	12	12109N
2TM						
2 Cyl. Diesel	1982-On	w/Hitachi 35A Alternator	HI	35	12	12109N
3GM						
3 Cyl. Diesel	1984-80	w/2 Pin Regulator Hookup	HI	35	12	12109N
All	1984-82	Hitachi System	HI	35	12	12109N
3GMD						
3 Cyl. Diesel	1982-On	w/2 Pin Regulator Hookup	HI	35	12	12109N
3GMF						
3 Cyl. Diesel	1982-On	w/2 Pin Regulator Hookup	HI	35	12	12109N
3GMFY-E						
3 Cyl. Diesel	1982-On	Standard Hitachi 35A	HI	35	12	12109N

ALTERNATOR

ALTERNATOR APPLICATIONS

ALTERNATORS

ENGINE	YEAR	APPLICATION	Mfg	Amp	Volt	PART NUMBER
YANMAR - Marine Engine (Cont'd)						
3GMLE						
3 Cyl. Diesel	1982-On	Standard Hitachi 35A	HI	35	12	12109N
3HM						
3 Cyl. Diesel	1984-80	w/2 Pin Regulator Hookup	HI	35	12	12109N
All	1984-82	Hitachi System	HI	35	12	12109N
3HMF						
3 Cyl. Diesel	1984-80	w/2 Pin Regulator Hookup	HI	35	12	12109N
3JH2						
3 Cyl. Diesel	1999-91	w/Hitachi 35A Alternator	HI	35	12	12109N
3 Cyl. Diesel		w/Hitachi 80A Alternator	HI	80	12	12272N
3JH2BE						
3 Cyl. Diesel	1999-91	w/Hitachi 80A Alternator	HI	80	12	12272N
3JH2E						
3 Cyl. Diesel	1999-91	w/Hitachi 80A Alternator	HI	80	12	12272N
3JH3						
3 Cyl. Diesel	2003-99	w/Hitachi 35A Alternator	HI	35	12	12109N
3 Cyl. Diesel		w/Hitachi 80A Alternator	HI	80	12	12272N
3JH3E						
3 Cyl. Diesel	All	w/Hitachi 80A Alternator	HI	80	12	12272N
3JH3E-YEU						
3 Cyl. Diesel	All	w/Hitachi 80A Alternator	HI	80	12	12272N
3JH3Z						
3 Cyl. Diesel	All	w/Hitachi 35A Alternator	HI	35	12	12109N
3JH4E						
3 Cyl., 100 cid 1.64L Diesel	2003-On	w/Hitachi 80A Alternator	HI	80	12	12272N
3TD						
Various	All	w/Hitachi 35A Alternator (12V)	HI	35	12	12109N
3TM						
Various	All	w/Hitachi 35A Alternator (12V)	HI	35	12	12109N
3TNE84						
3 Cyl. Diesel	All	w/Hitachi 40A Alternator	HI	40	12	12112N
3TNE88						
3 Cyl. Diesel	All	w/Hitachi 40A Alternator	HI	40	12	12112N
3YM20						
3 Cyl. Diesel	2004-On	w/Hitachi 80A Alternator	HI	80	12	12272N
3YM30						
3 Cyl., 68 cid 1.116L Diesel	2004-On	w/Hitachi 80A Alternator	HI	80	12	12272N
4GM						
4 Cyl. Diesel	1985-On	w/Hitachi 35A Alternator	HI	35	12	12109N
4JH						
4 Cyl. Diesel	1982-On	w/Hitachi 35A Alternator	HI	35	12	12109N
4JH2-CE						
4 Cyl. Diesel	1988-On	w/Hitachi 80A Alternator	HI	80	12	12272N

ALTERNATOR APPLICATIONS

ENGINE	YEAR	APPLICATION	Mfg	Amp	Volt	PART NUMBER
YANMAR - Marine Engine (Cont'd)						
4JH2-DTE						
4 Cyl. Diesel	1988-On	w/Hitachi 80A Alternator	HI	80	12	12272N
4JH2-E						
4 Cyl. Diesel	1988-On	w/Hitachi 80A Alternator	HI	80	12	12272N
4JH2-HTE						
4 Cyl. Diesel	1988-On	w/Hitachi 80A Alternator	HI	80	12	12272N
4JH2L-HTNE						
4 Cyl. Diesel	1988-On	w/Hitachi 35A Alternator	HI	35	12	12109N
4JH2L-TNE						
4 Cyl. Diesel	1988-On	w/Hitachi 35A Alternator	HI	35	12	12109N
4JH2-TE						
4 Cyl. Diesel	1988-On	w/Hitachi 80A Alternator	HI	80	12	12272N
4JH2-UTE						
4 Cyl. Diesel	1988-On	w/Hitachi 80A Alternator	HI	80	12	12272N
4JH3						
4 Cyl. Diesel	2003-94	w/Hitachi 35A Alternator	HI	35	12	12109N
4JH3-CE						
4 Cyl. Diesel	2003-94	w/Hitachi 80A Alternator	HI	80	12	12272N
4JH3-DTE						
4 Cyl. Diesel	2003-94	w/Hitachi 80A Alternator	HI	80	12	12272N
4JH3E						
4 Cyl. Diesel	2003-94	w/Hitachi 80A Alternator	HI	80	12	12272N
4JH3-HTE						
4 Cyl. Diesel	2003-94	w/Hitachi 80A Alternator	HI	80	12	12272N
4JH3-TCE						
4 Cyl. Diesel	2003-94	w/Hitachi 80A Alternator	HI	80	12	12272N
4JH3-TE						
4 Cyl. Diesel	2003-94	w/Hitachi 80A Alternator	HI	80	12	12272N
4JH3ZA						
4 Cyl. Diesel	2003-94	w/Hitachi 35A Alternator	HI	35	12	12109N
4JHE						
4 Cyl. Diesel	All	w/Hitachi 80A Alternator	HI	80	12	12272N
4JH-HT						
4 Cyl. Diesel	1982-On	w/Hitachi 35A Alternator	HI	35	12	12109N
4JH-HT-Z						
4 Cyl. Diesel	1982-On	w/Hitachi 35A Alternator	HI	35	12	12109N
4JH-T						
4 Cyl. Diesel	1982-On	w/Hitachi 35A Alternator	HI	35	12	12109N
4JH-TE						
4 Cyl. Diesel	1982-On	w/Hitachi 80A Alternator	HI	80	12	12272N
4JH-TZ						
4 Cyl. Diesel	1982-On	w/Hitachi 35A Alternator	HI	35	12	12109N
4JHZ						
4 Cyl. Diesel	All	w/Hitachi 35A Alternator	HI	35	12	12109N

ALTERNATOR

ALTERNATOR APPLICATIONS

ALTERNATORS

ENGINE	YEAR	APPLICATION	Mfg	Amp	Volt	PART NUMBER
YANMAR - Marine Engine (Cont'd)						
4LHA-DTE						
4 Cyl. Diesel	All	w/Hitachi 80A Alternator	HI	80	12	12272N
4LHA-DTZ						
4 Cyl. Diesel	All	w/Hitachi 80A Alternator	HI	80	12	12272N
4LHA-HTE						
4 Cyl. Diesel	All	w/Hitachi 80A Alternator	HI	80	12	12272N
4LHA-HTZE						
4 Cyl. Diesel	All	w/Hitachi 80A Alternator	HI	80	12	12272N
4LHA-STE						
4 Cyl. Diesel	All	w/Hitachi 80A Alternator	HI	80	12	12272N
4LHA-STZE						
4 Cyl. Diesel	All	w/Hitachi 80A Alternator	HI	80	12	12272N
4LH-DTE						
4 Cyl. Diesel	1987-On	w/Hitachi 80A Alternator	HI	80	12	12272N
4LH-HTE						
4 Cyl. Diesel	1987-On	w/Hitachi 80A Alternator	HI	80	12	12272N
4LH-STE						
4 Cyl. Diesel	1987-On	w/Hitachi 80A Alternator	HI	80	12	12272N
4LH-TE						
4 Cyl. Diesel	All	w/Hitachi 80A Alternator	HI	80	12	12272N
4TD						
4 Cyl. Diesel	1982-On	w/Hitachi 35A Alternator	HI	35	12	12109N
4TM						
4 Cyl. Diesel	1982-On	w/Hitachi 35A Alternator	HI	35	12	12109N
4TNE84						
4 Cyl., 1.995L Diesel	1989-On	w/Hitachi 40A Alternator	HI	40	12	12112N
4TNE88						
4 Cyl., 2.190L Diesel	1989-On	w/Hitachi 40A Alternator	HI	40	12	12112N
6LP-DT						
6 Cyl. Diesel	1997-On	w/Denso 80A Alternator	ND	80	12	12355N
6LP-DTE						
6 Cyl. Diesel	1997-On	w/Denso 80A Alternator	ND	80	12	12355N
6LP-DTZE						
6 Cyl. Diesel	1997-On	w/Denso 80A Alternator	ND	80	12	12355N
6LP-DTZE1						
6 Cyl. Diesel	1997-On	w/Denso 80A Alternator	ND	80	12	12355N
6LP-DTZY						
6 Cyl. Diesel	1997-On	w/Denso 80A Alternator	ND	80	12	12355N
6LP-ST						
6 Cyl. Diesel	1997-On	w/Denso 80A Alternator	ND	80	12	12355N
6LP-STE						
6 Cyl. Diesel	1997-On	w/Denso 80A Alternator	ND	80	12	12355N
6LP-STZE						
6 Cyl. Diesel	1997-On	w/Denso 80A Alternator	ND	80	12	12355N

ALTERNATOR APPLICATIONS

ENGINE	YEAR	APPLICATION	Mfg	Amp	Volt	PART NUMBER
YANMAR - Marine Engine (Cont'd)						
6LY2-STE						
6 Cyl. Diesel	1992-On	w/Hitachi 80A Alternator (12V)	HI	80	12	12272N
6LYA-STE						
6 Cyl. Diesel	1992-On	w/Hitachi 80A Alternator (12V)	HI	80	12	12272N
6LYA-UTE						
6 Cyl. Diesel	1992-On	w/Hitachi 80A Alternator (12V)	HI	80	12	12272N
6LYM-STE						
6 Cyl. Diesel	1992-On	w/Hitachi 80A Alternator (12V)	HI	80	12	12272N
6LYM-UTE						
6 Cyl. Diesel	1992-On	w/Hitachi 80A Alternator (12V)	HI	80	12	12272N
6LY-ST						
6 Cyl. Diesel	1992-On	w/Hitachi 80A Alternator (12V)	HI	80	12	12272N
6LY-STE						
6 Cyl. Diesel	1992-On	w/Hitachi 80A Alternator (12V)	HI	80	12	12272N
6LY-STM						
6 Cyl. Diesel	1992-On	w/Hitachi 80A Alternator (12V)	HI	80	12	12272N
6LY-STZY						
6 Cyl. Diesel	1992-On	w/Hitachi 80A Alternator (12V)	HI	80	12	12272N
6LY-UT						
6 Cyl. Diesel	1992-On	w/Hitachi 80A Alternator (12V)	HI	80	12	12272N
6LY-UTE						
6 Cyl. Diesel	1992-On	w/Hitachi 80A Alternator (12V)	HI	80	12	12272N
6LY-UTM						
6 Cyl. Diesel	1992-On	w/Hitachi 80A Alternator (12V)	HI	80	12	12272N
6LY-UTZY						
6 Cyl. Diesel	1992-On	w/Hitachi 80A Alternator (12V)	HI	80	12	12272N
KBW-20						
Various	All	w/Hitachi 80A Alternator	HI	80	12	12272N
KBW-21						
Various	All	w/Hitachi 80A Alternator	HI	80	12	12272N
KM2A						
Various	All	w/Hitachi 35A (Earlier)	HI	35	12	12109N
KM2P						
Various	All	w/Hitachi 35A (Earlier)	HI	35	12	12109N
KM3A						
Various	All	w/Hitachi 80A Alternator	HI	80	12	12272N
KM3V						
Various	All	w/Hitachi 35A (Earlier)	HI	35	12	12109N
KM5A						
Various	All	w/Hitachi 80A Alternator	HI	80	12	12272N
UJH2E						
Various	All	w/Hitachi 80A Alternator	HI	80	12	12272N
Y-5M						
Various	All	w/Hitachi 35A (Earlier)	HI	35	12	12109N

ALTERNATOR

STARTER APPLICATIONS

ENGINE	YEAR	APPLICATION	Mfg	Type	Volt	PART NUMBER
AIFO - Marine Engine						
8031						
2.8L - 2750cc Diesel	1983-79	Tag #8031-04-300 (Industrial)	BO	DD	12	17093N
2.8L - 2750cc Diesel		Tag #8031-04-300 (Industrial)	BO	DD	24	18031N
2.8L - 2751cc Diesel		Bosch System (12V)	BO	DD	12	18029N
2.8L - 2751cc Diesel		Bosch System (24V)	BO	DD	24	18031N
8035						
2.6L - 2591cc Diesel	1983-73	Bosch System (12V)	BO	DD	12	17093N
2.6L - 2591cc Diesel		Bosch System (24V)	BO	DD	24	18031N
2.6L - 2591cc Diesel		Tag #8035-02-300 (Industrial)	BO	DD	12	17093N
2.6L - 2591cc Diesel		Tag #8035-02-300 (Industrial)	BO	DD	24	18031N
8041						
3.5L - 3450cc Diesel	1981-74	Tag #8041-02-310 (Inboard)	BO	DD	12	17093N
3.5L - 3450cc Diesel		Tag #8041-02-310 (Inboard)	BO	DD	24	18031N
3.5L - 3451cc Diesel	1981-73	Bosch System (12V)	BO	DD	12	17093N
3.5L - 3451cc Diesel		Bosch System (24V '78-73)	BO	DD	24	18031N
3.5L - 3451cc Diesel		Bosch System (24V '81-79)	BO	DD	24	18031N
3.7L - 3660cc Diesel	1983-79	Tag #8041-04-250 (Industrial)	BO	DD	12	17093N
3.7L - 3660cc Diesel		Tag #8041-04-250 (Industrial)	BO	DD	24	18031N
3.7L - 3660cc Diesel		Tag #8041-04-300 (Industrial)	BO	DD	12	18029N
3.7L - 3660cc Diesel		Tag #8041-04-300 (Industrial)	BO	DD	24	18031N
3.7L - 3660cc Diesel	1981-79	Tag #8041-04-200 (Industrial)	BO	DD	12	17093N
3.7L - 3660cc Diesel		Tag #8041-04-200 (Industrial)	BO	DD	24	18031N
3.7L - 3661cc Diesel	1983-81	Bosch System (12V)	BO	DD	12	18029N
3.7L - 3661cc Diesel	1983-79	Bosch System (24V)	BO	DD	24	18031N
3.7L - 3661cc Diesel	1981-80	Bosch System (12V)	BO	DD	12	18029N
3.7L - 3661cc Diesel	1979	Bosch System (12V)	BO	DD	12	17093N
8045						
3.5L - 3450cc Diesel	1981-73	Tag #8045-02-285 (Industrial)	BO	DD	12	17093N
3.5L - 3450cc Diesel		Tag #8045-02-285 (Industrial)	BO	DD	24	18031N
3.5L - 3450cc Diesel		Tag #8045-02-300 (Industrial)	BO	DD	12	17093N
3.5L - 3450cc Diesel		Tag #8045-02-300 (Industrial)	BO	DD	24	18031N
3.5L - 3451cc Diesel		Bosch System (12V)	BO	DD	12	17093N
3.5L - 3451cc Diesel		Bosch System (24V)	BO	DD	24	18031N
8060						
5.2L - 5190cc Diesel	1981-73	Tag #8060-02-800 (Marine)	BO	DD	12	18029N
5.2L - 5190cc Diesel		Tag #8060-02-800 (Marine)	BO	DD	24	18030N
5.2L - 5190cc Diesel		Tag #8060-02-811 (Industrial)	BO	DD	12	18029N
5.2L - 5190cc Diesel		Tag #8060-02-811 (Industrial)	BO	DD	24	18030N
5.2L - 5191cc Diesel		Bosch System (12V)	BO	DD	12	18029N
5.2L - 5191cc Diesel		Bosch System (24V)	BO	DD	24	18030N
8061						
5.5L - 5500cc Diesel	1983-80	Bosch System (12V)	BO	DD	12	18029N
5.5L - 5500cc Diesel		Bosch System (24V)	BO	DD	24	18030N
5.5L - 5500cc Diesel	1979	Bosch System (12V)	BO	DD	12	18029N
5.5L - 5500cc Diesel		Bosch System (24V)	BO	DD	24	18030N
5.5L - 5550cc Diesel	1983-81	Tag #8061-04-061 (Industrial)	BO	DD	12	18029N
5.5L - 5550cc Diesel		Tag #8061-04-061 (Industrial)	BO	DD	24	18030N
5.5L - 5550cc Diesel	1983-79	Tag #8061-04-000 (Industrial)	BO	DD	12	18029N
5.5L - 5550cc Diesel		Tag #8061-04-000 (Industrial)	BO	DD	24	18030N
5.5L - 5550cc Diesel	1983-78	Tag #8061-04-050 (Marine)	BO	DD	12	18029N
5.5L - 5550cc Diesel		Tag #8061-04-050 (Marine)	BO	DD	24	18030N
5.5L - 5550cc Diesel		Tag #8061-04-051 (Marine)	BO	DD	12	18029N
5.5L - 5550cc Diesel		Tag #8061-04-051 (Marine)	BO	DD	24	18030N
5.5L - 5550cc Diesel		Tag #8061-04-060 (Industrial)	BO	DD	12	18029N
5.5L - 5550cc Diesel		Tag #8061-04-060 (Industrial)	BO	DD	24	18030N

STARTERS

STARTER APPLICATIONS

ENGINE	YEAR	APPLICATION	Mfg	Type	Volt	PART NUMBER
AIFO - Marine Engine (Cont'd)						
8065						
5.2L - 5190cc Diesel	1981-73	Tag #8065-02-000 (Industrial)	BO	DD	12	18029N
5.2L - 5190cc Diesel		Tag #8065-02-000 (Industrial)	BO	DD	24	18030N
5.2L - 5191cc Diesel	1980-73	Bosch System (12V)	BO	DD	12	18029N
5.2L - 5191cc Diesel		Bosch System (24V)	BO	DD	24	18030N
8141						
2.4L - 2445cc Diesel	1983-82	Tag #8141-61-200 (Marine)	BO	DD	12	17093N
2.4L - 2445cc Diesel		Tag #8141-61-200 (Marine)	BO	DD	12	18461N
2.4L - 2445cc Diesel	1983-78	Bosch System (Opt. H.D.)	BO	DD	12	17092N
2.4L - 2445cc Diesel		Iskra System (12V)	BO	DD	12	17092N
2.4L - 2445cc Diesel	1983-72	Bosch System (Std.)	BO	DD	12	17093N
2.4L - 2445cc Diesel	1981-78	Bosch System (Std.)	BO	DD	12	18461N
8360						
8.1L - 8080cc Diesel	1983-78	Tag #8360-05-200 (Industrial)	BO	DD	24	18033N
8.1L - 8110cc Diesel	1983-80	Bosch System (24V)	BO	DD	24	18033N
8361						
8.1L - 8080cc Diesel	1983-78	Tag #8361-05-500 (Industrial)	BO	DD	12	17092N
8.1L - 8080cc Diesel		Tag #8361-05-500 (Industrial)	BO	DD	24	18033N
8.1L - 8080cc Diesel		Tag #8361-05-500 (Industrial), Bosch System (12V)	BO	DD	12	17092N
8.1L - 8080cc Diesel		Tag #8361-05-500 (Industrial), Iskra System (12V)	BO	DD	12	17092N
8.1L - 8080cc Diesel		Tag #8361-05-530 (Marine)	BO	DD	12	17092N
8.1L - 8080cc Diesel		Tag #8361-05-530 (Marine)	BO	DD	24	18033N
8.1L - 8080cc Diesel		Tag #8361-05-530 (Marine), Bosch System (12V)	BO	DD	12	17092N
8.1L - 8080cc Diesel		Tag #8361-05-530 (Marine), Iskra System (12V)	BO	DD	12	17092N
8.1L - 8080cc Diesel		Tag #8361-25-500 (Industrial)	BO	DD	12	17092N
8.1L - 8080cc Diesel		Tag #8361-25-500 (Industrial)	BO	DD	24	18033N
8.1L - 8110cc Diesel	1983-80	Bosch System (12V)	BO	DD	12	17092N
8.1L - 8110cc Diesel		Bosch System (24V)	BO	DD	24	18033N
8.1L - 8110cc Diesel	1979-78	Bosch System (12V)	BO	DD	12	17092N
8.1L - 8110cc Diesel		Bosch System (24V)	BO	DD	24	18033N
8.1L - 8110cc Diesel		Iskra System (12V)	BO	DD	12	17092N
CO 31						
4.9L - 4940cc Diesel	1981-71	Industrial Engine	BO	DD	24	18032N
5.4L - 5410cc Diesel		Industrial Engine	BO	DD	24	18032N
5.4L - 5410cc Diesel		Marine Engine	BO	DD	24	18032N
CO Models						
4.9L - 4941cc Diesel	1981-71	Bosch System (24V)	BO	DD	24	18032N
5.4L - 5410cc Diesel		Bosch System (24V)	BO	DD	24	18032N
CP Models						
7.4L - 7411cc Diesel	1981-71	Bosch System (24V)	BO	DD	24	18032N
M Models						
10.8L - 10810cc Diesel	1983-80	Bosch System (24V)	BO	DD	24	18253N
4.5L - 4491cc Diesel	1982-80	Bosch System (24V)	BO	DD	24	18253N
4.5L - 4491cc Diesel	1983	Bosch System (24V)	BO	DD	24	18253N
5.4L - 5381cc Diesel	1982-80	Bosch System (24V)	BO	DD	24	18253N
5.4L - 5381cc Diesel	1983	Bosch System (24V)	BO	DD	24	18253N
6.7L - 6731cc Diesel	1982-80	Bosch System (24V)	BO	DD	24	18253N
6.7L - 6731cc Diesel	1983	Bosch System (24V)	BO	DD	24	18253N
8.1L - 8110cc Diesel	1982-80	Bosch System (24V)	BO	DD	24	18253N
8.1L - 8110cc Diesel	1983	Bosch System (24V)	BO	DD	24	18253N
MZ Models						
8.1L - 8110cc Diesel	1983-80	Bosch System (24V)	BO	DD	24	18253N

STARTERS

STARTER APPLICATIONS

ENGINE	YEAR	APPLICATION	Mfg	Type	Volt	PART NUMBER
ARCTIC CAT - Personal Watercraft						
Barracuda						
639cc	1995-94	Hitachi System	HI	PMDD	12	18435N
Daytona						
639cc	1994-93	Hitachi System	HI	PMDD	12	18435N
639cc	1995	Hitachi System	HI	PMDD	12	18435N
Daytona 1000						
999cc	1997	Hitachi System	HI	PMDD	12	18435N
Daytona 770						
768cc	1997-96	Hitachi System	HI	PMDD	12	18435N
Monte Carlo 1000						
999cc	1997	Hitachi System	HI	PMDD	12	18435N
Monte Carlo 640						
639cc	1997-96	Hitachi System	HI	PMDD	12	18435N
639cc	1995-94	Hitachi System	HI	PMDD	12	18435N
Monte Carlo 770						
768cc	1997-96	Hitachi System	HI	PMDD	12	18435N
Monte Carlo 900						
900cc	1996	Hitachi System	HI	PMDD	12	18435N
Montego 640						
639cc	1997-94	Hitachi System	HI	PMDD	12	18435N
Montego Deluxe 640						
639cc	1997-94	Hitachi System	HI	PMDD	12	18435N
Tigershark 640						
639cc	1993	Hitachi System	HI	PMDD	12	18435N
Tigershark 900						
900cc	1995	Hitachi System	HI	PMDD	12	18435N
TS1000L						
999cc	1998	Hitachi System	HI	PMDD	12	18435N
TS1000R						
999cc	1998	Hitachi System	HI	PMDD	12	18435N
TS1100Li						
1100cc	1999	Hitachi System	HI	PMDD	12	18435N
TS1100R						
1100cc	1999	Hitachi System	HI	PMDD	12	18435N
TS640						
639cc	1999-98	Hitachi System	HI	PMDD	12	18435N
TS770						
768cc	1999-98	Hitachi System	HI	PMDD	12	18435N
TS770L						
768cc	1999-98	Hitachi System	HI	PMDD	12	18435N
TS770R						
768cc	1999-98	Hitachi System	HI	PMDD	12	18435N
TS900L						
900cc	1999	Hitachi System	HI	PMDD	12	18435N

STARTERS

STARTER APPLICATIONS

ENGINE	YEAR	APPLICATION	Mfg	Type	Volt	PART NUMBER
BERKLEY JET - Marine Engine						
454						
8 Cyl., 454 cid 7.4L GM	1980-70	Delco 10MT, CW rot. Starter (Offset Mount), Std. Finish	DR	DD	12	6423N
8 Cyl., 454 cid 7.4L GM	1970-On	Delco 10MT, CW rot. Starter (Offset Pad Mount), Chrome Finish	DR	DD	12	6423CN
455						
8 Cyl., 455 cid 7.5L GM	1965-On	CW Rotation	DR	DD	12	3697N
BMW - Marine Engine						
Various Models						
B630 Gas	1987-86	Bosch System	BO	PMGR	12	17237N
B635 Gas		Bosch System	BO	PMGR	12	17237N
BPM - Marine Engine						
Arctic 157						
4.2L	1987-62	Bosch System (CW)	BO	DD	12	17114N
Arctic 181						
4.2L	1987-62	Bosch System (CW)	BO	DD	12	17114N
Ionic 144						
3.0L	1988-62	Bosch System (CW)	BO	DD	12	17114N
Oceanic 235						
5.7L	1987-63	Bosch System (CW)	BO	DD	12	17114N
Oceanic 265S						
5.7L	1992-63	Bosch System (CW)	BO	DD	12	17114N
CATERPILLAR - Marine Engine						
3114						
4 Cyl., 268ci	1991-On	Denso System	ND	OSGR	12	17615N
4 Cyl., 268ci		Denso System	ND	OSGR	24	17616N
Various	1993-91	Denso System	ND	OSGR	12	17615N
Various		Denso System	ND	OSGR	24	17616N
3116						
6 Cyl., 403 cid 6.6L	1991-On	Denso System	ND	OSGR	12	17615N
6 Cyl., 403 cid 6.6L		Denso System	ND	OSGR	24	17616N
Various	1993-91	Denso System	ND	OSGR	12	17615N
Various		Denso System	ND	OSGR	24	17616N
3145						
8 Cyl., 522ci	1974-70	w/CW	DR	DD	12	3339N
Various	1975-69	Delco System	DR	DD	12	3339N
3150						
8 Cyl., 573ci	1974-70	w/CW	DR	DD	12	3339N
Various	1975-69	Delco System	DR	DD	12	3339N
3160						
8 Cyl., 636 cid 10.4L	1974-70	w/CW	DR	DD	12	3339N
Various	1975-69	Delco System	DR	DD	12	3339N
3176						
6 Cyl., 629 cid 10.3L	1993-91	Denso System	ND	OSGR	24	17616N
Various		Denso System	ND	OSGR	24	17616N

STARTERS

STARTER APPLICATIONS

ENGINE	YEAR	APPLICATION	Mfg	Type	Volt	PART NUMBER
CATERPILLAR - Marine Engine (Cont'd)						
3208						
8 Cyl., 636 cid 10.4L	1995-85	DR 39MT service repl., 24V/ 12T w/ IMS	DR	PLGR	24	6803N
8 Cyl., 636 cid 10.4L		DR/42MT, 24v / 12t	DR	DD	24	6360N
8 Cyl., 636 cid 10.4L		Opt. 39MT service repl., 24V / 12T	DR	PLGR	24	6823N
8 Cyl., 636 cid 10.4L		Opt. 39MT service repl., 24V / 12T	DR	PLGR	24	6826N
3304						
4 Cyl., 425 cid 7.0L	1997-85	Delco 42MT	DR	DD	12	6371N
4 Cyl., 425 cid 7.0L	1995-85	DR 39MT service repl., 24V/ 12T w/ IMS	DR	PLGR	24	6803N
4 Cyl., 425 cid 7.0L		DR/42MT, 24v / 12t	DR	DD	24	6360N
4 Cyl., 425 cid 7.0L		Opt. 39MT service repl., 24V / 12T	DR	PLGR	24	6823N
4 Cyl., 425 cid 7.0L		Opt. 39MT service repl., 24V / 12T	DR	PLGR	24	6826N
3306						
6 Cyl., 638 cid 10.5L	1997-85	Delco 42MT	DR	DD	12	6371N
6 Cyl., 638 cid 10.5L		Delco System	DR	DD	12	6516N
6 Cyl., 638 cid 10.5L	1995-85	DR 39MT service repl., 24V/ 12T w/ IMS	DR	PLGR	24	6803N
6 Cyl., 638 cid 10.5L		DR/42MT, 24v / 12t	DR	DD	24	6360N
6 Cyl., 638 cid 10.5L		Opt. 39MT service repl., 24V / 12T	DR	PLGR	24	6823N
6 Cyl., 638 cid 10.5L		Opt. 39MT service repl., 24V / 12T	DR	PLGR	24	6826N
All	1997-85	Delco System	DR	DD	12	6516N
3406						
6 Cyl., 893 cid 14.6L	2000-86	42MT / 24V	DR	DD	24	6370N
6 Cyl., 893 cid 14.6L		Opt.39MT service repl., 24V / 11T	DR	PLGR	24	6819N
6 Cyl., 893 cid 14.6L	1995-91	Delco System	DR	DD	24	4930N
6 Cyl., 893 cid 14.6L	1995-85	Delco System, CCW Rot.	DR	DD	12	6261N
6 Cyl., 893 cid 14.6L		Delco System, CW Rot.	DR	DD	12	6356N
6 Cyl., 893 cid 14.6L	1990-86	Delco System	DR	DD	24	4930N
6 Cyl., 893 cid 14.6L	1984-70	Delco System	DR	DD	24	3745N
6 Cyl., 893 cid 14.6L		Delco System	DR	DD	12	3974N
6 Cyl., 893 cid 14.6L	1985	42MT, 24Volt	DR	DD	24	6370N
6 Cyl., 893 cid 14.6L		Opt.39MT service repl., 24V / 11T	DR	PLGR	24	6819N
All	1984-70	Delco System	DR	DD	24	3745N
All		Delco System	DR	DD	12	3974N
3408						
8 Cyl., 1099 cid 18.0L	1997-91	Delco System	DR	DD	24	4930N
8 Cyl., 1099 cid 18.0L	1997-86	42MT / 24V	DR	DD	24	6370N
8 Cyl., 1099 cid 18.0L		Opt.39MT service repl., 24V / 11T	DR	PLGR	24	6819N
8 Cyl., 1099 cid 18.0L	1990-86	Delco System	DR	DD	12	3974N
8 Cyl., 1099 cid 18.0L		Delco System	DR	DD	24	4930N
8 Cyl., 1099 cid 18.0L		Delco System, CCW Rot.	DR	DD	12	6261N
8 Cyl., 1099 cid 18.0L		Delco System, CW Rot.	DR	DD	12	6356N
8 Cyl., 1099 cid 18.0L	1985-74	Delco System	DR	DD	24	4930N
All	1990-86	Delco System	DR	DD	12	3974N
3412						
12 Cyl., 1649 cid 27.0L	1997-91	Delco System	DR	DD	24	4930N
12 Cyl., 1649 cid 27.0L	1997-86	42MT / 24V	DR	DD	24	6370N
12 Cyl., 1649 cid 27.0L		Opt.39MT service repl., 24V / 11T	DR	PLGR	24	6819N
12 Cyl., 1649 cid 27.0L	1990-86	Delco System	DR	DD	12	3974N
12 Cyl., 1649 cid 27.0L		Delco System	DR	DD	24	4930N
12 Cyl., 1649 cid 27.0L		Delco System, CCW Rot.	DR	DD	12	6261N
12 Cyl., 1649 cid 27.0L		Delco System, CW Rot.	DR	DD	12	6356N
12 Cyl., 1649 cid 27.0L	1985-74	Delco System	DR	DD	24	4930N
All	1990-86	Delco System	DR	DD	12	3974N
3508						
8 Cyl., 2105 cid 34.5L	1993-86	42MT / 24V	DR	DD	24	6370N
8 Cyl., 2105 cid 34.5L		Delco 50MT, 24 Volt	DR	DD	24	3902N

STARTERS

STARTER APPLICATIONS

ENGINE	YEAR	APPLICATION	Mfg	Type	Volt	PART NUMBER
CATERPILLAR - Marine Engine (Cont'd)						
3508 (Cont'd)						
8 Cyl., 2105 cid 34.5L		Delco System	DR	DD	24	3702N
8 Cyl., 2105 cid 34.5L		Delco System	DR	DD	24	4930N
8 Cyl., 2105 cid 34.5L		Opt.39MT service repl., 24V / 11T	DR	PLGR	24	6819N
All		Delco 50MT, 24 Volt	DR	DD	24	3902N
All		Delco System	DR	DD	24	3702N
Various	All	Delco 42MT/24V, 11T / CCW	DR	DD	24	6263N
3512						
12 Cyl., 3158 cid 51.8L	1993-86	42MT / 24V	DR	DD	24	6370N
12 Cyl., 3158 cid 51.8L		Delco 50MT, 24 Volt	DR	DD	24	3902N
12 Cyl., 3158 cid 51.8L		Delco System	DR	DD	24	3702N
12 Cyl., 3158 cid 51.8L		Delco System	DR	DD	24	4930N
12 Cyl., 3158 cid 51.8L		Opt.39MT service repl., 24V / 11T	DR	PLGR	24	6819N
All		Delco 50MT, 24 Volt	DR	DD	24	3902N
All		Delco System	DR	DD	24	3702N
Various	All	Delco 42MT/24V, 11T / CCW	DR	DD	24	6263N
3516						
16 Cyl., 4210 cid 69.0L	1993-86	42MT / 24V	DR	DD	24	6370N
16 Cyl., 4210 cid 69.0L		Delco 50MT, 24 Volt	DR	DD	24	3902N
16 Cyl., 4210 cid 69.0L		Delco System	DR	DD	24	3702N
16 Cyl., 4210 cid 69.0L		Delco System	DR	DD	24	4930N
16 Cyl., 4210 cid 69.0L		Opt.39MT service repl., 24V / 11T	DR	PLGR	24	6819N
All		Delco 50MT, 24 Volt	DR	DD	24	3902N
All		Delco System	DR	DD	24	3702N
Various	All	Delco 42MT/24V, 11T / CCW	DR	DD	24	6263N
D330						
4 Cyl., 425ci	1974-70	Delco System	DR	DD	12	3339N
4 Cyl., 425ci		Delco System	DR	DD	24	3948N
D333						
6 Cyl., 525ci	1974-70	Delco System	DR	DD	12	3339N
6 Cyl., 525ci		Delco System	DR	DD	24	3948N
D334						
6 Cyl., 638 cid 10.5L	1974-70	Delco System	DR	DD	24	3948N
D336						
6 Cyl.	1974-70	Delco System	DR	DD	24	3948N
D342						
6 Cyl., 1246ci	1974-70	Delco System (24V)	DR	DD	24	4930N
D343						
6 Cyl., 893 cid 14.6L	1974-70	Delco System	DR	DD	24	4930N
D344						
6 Cyl.	1974-70	Delco System	DR	DD	24	3948N
D346						
8 Cyl., 1191ci	1974-70	Delco System (24V)	DR	DD	24	4930N
D348						
12 Cyl., 1787ci	1974-70	Delco System (24V)	DR	DD	24	3745N
D353						
6 Cyl., 1473ci	1974-70	Delco System (24V)	DR	DD	24	4930N

STARTERS

STARTER APPLICATIONS

ENGINE	YEAR	APPLICATION	Mfg	Type	Volt	PART NUMBER
CHRIS CRAFT - Boat						
225						
6 Cyl., 225 cid 3.7L CH	1971-67	All	DR	DD	12	3838N
6 Cyl., 225 cid 3.7L CH		Opt. Hi Performance PG260M	DR	PMGR	12	3631N-PG
283						
8 Cyl., 327 cid 5.4L GM	1969-60	All	DR	DD	12	3650N
CHRYSLER - Marine Engine						
Various Models						
100 HP	1984-79	Prestolite System	UT	PMDD	12	5732N
100 HP		United Tech System	UT	PMDD	12	5732N
105 HP	1984-66	United Tech System	UT	PMDD	12	5732N
105 HP	1973-66	Prestolite System	UT	PMDD	12	5732N
115 HP	1984-77	United Tech System	UT	PMDD	12	5732N
120 HP	1984-73	United Tech System	UT	PMDD	12	5732N
125 HP	1982-81	United Tech System	UT	PMDD	12	5732N
130 HP	1973-72	Prestolite System	UT	PMDD	12	5732N
130 HP		United Tech System	UT	PMDD	12	5732N
135 HP	1977-69	United Tech System	UT	PMDD	12	5732N
135 HP	1976-69	Prestolite System	UT	PMDD	12	5732N
140 HP	1984-78	United Tech System	UT	PMDD	12	5732N
20 / 25 / 30 / 35 HP	1984-72	Prestolite System	PS	DD	12	5396N
20 / 25 / 30 / 35 HP		United Tech Starter	UT	PMDD	12	5725N
45 / 50 HP	1984-64	United Tech System	UT	PMDD	12	5727N
55 HP	1976-67	United Tech System	UT	PMDD	12	5727N
70 HP	1984-66	United Tech System	UT	PMDD	12	5732N
70 HP	1973-66	Prestolite System	UT	PMDD	12	5732N
75 HP	1984-66	United Tech System	UT	PMDD	12	5732N
75 HP	1973-66	Prestolite System	UT	PMDD	12	5732N
80 HP	1965	Prestolite System	UT	PMDD	12	5732N
85 HP	1984-66	United Tech System	UT	PMDD	12	5732N
85 HP	1973-66	Prestolite System	UT	PMDD	12	5732N
90 HP	1984-66	United Tech System	UT	PMDD	12	5732N
90 HP	1973-66	Prestolite System	UT	PMDD	12	5732N
CRUSADER - Boat						
153						
4 Cyl., 153 cid 2.5L	1969-61	Flange Mount	DR	DD	12	3686N
4 Cyl., 153 cid 2.5L		Opt. Hi Performance PG260M	DR	PMGR	12	3631N-PG
4 Cyl., 153 cid 2.5L		Pad Mount	DR	DD	12	3838N
170						
170	1969-61	Counter CW	DR	DD	12	6616N
185						
185	1969-61	Counter CW	DR	DD	12	6616N
200						
200	1969-61	Counter CW	DR	DD	12	6616N
225						
225	1969-61	Counter CW	DR	DD	12	6616N
229						
6 Cyl., 229 cid 3.8L	1988-80	Clockwise, Standard Finish	DR	DD	12	3550N
230						
6 Cyl., 230 cid 3.8L	1969-61	Counter CW	DR	DD	12	6616N

STARTERS

STARTER APPLICATIONS

ENGINE	YEAR	APPLICATION	Mfg	Type	Volt	PART NUMBER
CRUSADER - Boat (Cont'd)						
262						
6 Cyl., 262 cid 4.3L	1988-79	Delco 10MT, CW rot. Starter (Offset Mount), Std. Finish	DR	DD	12	6423N
6 Cyl., 262 cid 4.3L		Delco 10MT, CW rot. Starter (Offset Pad Mount), Chrome Finish	DR	DD	12	6423CN
283						
8 Cyl., 283 cid 4.6L	1971-61	w/Flange Mount w/CCW	DR	DD	12	6616N
305						
8 Cyl., 305 cid 5.0L	2004-96	w/Flange Mount w/CCW	DR	DD	12	6616N
8 Cyl., 305 cid 5.0L		w/Flange Mount w/CW	DR	DD	12	6615N
8 Cyl., 305 cid 5.0L	1995-77	Delco 10MT, CW rot. Starter (Offset Mount), Std. Finish	DR	DD	12	6423N
8 Cyl., 305 cid 5.0L		Delco 10MT, CW rot. Starter (Offset Pad Mount), Chrome Finish	DR	DD	12	6423CN
8 Cyl., 305 cid 5.0L		w/Flange Mount w/CCW	DR	DD	12	6616N
8 Cyl., 305 cid 5.0L		w/Straight Across Pad Mount, Standard Finish	DR	DD	12	3550N
8 Cyl., 305 cid 5.0L		w/Straight Across Pad Mount, Std. Finish	DR	DD	12	3550N
307						
8 Cyl., 307 cid 5.0L	1971-61	w/Flange Mount w/CCW	DR	DD	12	6616N
327						
8 Cyl., 327 cid 5.4L	1971-61	w/Flange Mount w/CCW	DR	DD	12	6616N
348						
8 Cyl., 348 cid 5.6L	1971-61	w/Flange Mount w/CCW	DR	DD	12	6616N
350						
8 Cyl., 350 cid 5.7L	2004-96	w/Flange Mount w/CCW	DR	DD	12	6616N
8 Cyl., 350 cid 5.7L		w/Flange Mount w/CW	DR	DD	12	6615N
8 Cyl., 350 cid 5.7L	1995-77	Delco 10MT, CW rot. Starter (Offset Mount), Std. Finish	DR	DD	12	6423N
8 Cyl., 350 cid 5.7L		Delco 10MT, CW rot. Starter (Offset Pad Mount), Chrome Finish	DR	DD	12	6423CN
8 Cyl., 350 cid 5.7L		w/Straight Across Pad Mount, Standard Finish	DR	DD	12	3550N
8 Cyl., 350 cid 5.7L		w/Straight Across Pad Mount, Std. Finish	DR	DD	12	3550N
8 Cyl., 350 cid 5.7L	1995-67	w/Flange Mount w/CCW	DR	DD	12	6616N
364						
8 Cyl., 364 cid 6.0L	2004-99	w/Flange Mount w/CCW	DR	DD	12	6616N
409						
8 Cyl., 409 cid 6.7L	1971-61	w/Flange Mount w/CCW	DR	DD	12	6616N
427						
8 Cyl., 427 cid 7.0L	1971-61	w/Flange Mount w/CCW	DR	DD	12	6616N
454						
8 Cyl., 454 cid 7.4L	1988-77	Delco 10MT, CW rot. Starter (Offset Mount), Std. Finish	DR	DD	12	6423N
8 Cyl., 454 cid 7.4L		Delco 10MT, CW rot. Starter (Offset Pad Mount), Chrome Finish	DR	DD	12	6423CN
8 Cyl., 454 cid 7.4L		w/Flange Mount w/CCW	DR	DD	12	6616N
8 Cyl., 454 cid 7.4L		w/Straight Across Pad Mount, Standard Finish	DR	DD	12	3550N
8 Cyl., 454 cid 7.4L		w/Straight Across Pad Mount, Std. Finish	DR	DD	12	3550N
496						
8 Cyl., 496 cid 8.1L	2004-01	w/Flange Mount w/CCW	DR	DD	12	6616N
Various Models						
Fords	All	2 3/8" Ext. Into Flywheel, CW, B+ Stud	FD	DD	12	3182N
Fords		2 3/8" Ext. Into Flywheel, CW, B+ Tab	FD	DD	12	3182N
Fords		2 3/8" Ext., Solenoid on Str., CW	FD	DD	12	3142N
Fords		2 3/8" Ext., Threaded Ear, CCW, B+ Stud	FD	DD	12	3141N

STARTERS

STARTER APPLICATIONS

ENGINE	YEAR	APPLICATION	Mfg	Type	Volt	PART NUMBER
CRUSADER - Boat (Cont'd)						
Various Models (Cont'd)						
Fords		2 3/8" Ext., Threaded Ear, CCW, B+ Tab	FD	DD	12	3141N
Fords		2 3/8" Ext., Threaded Ear, CW, B+ Stud	FD	DD	12	3159N
Fords		2 3/8" Ext., Threaded Ear, CW, B+ Tab	FD	DD	12	3159N
Fords		4" MOD, 3-Bolt, CW	FD	DD	12	3183N
Fords		PMGR replacement, 3 Bolt, CW	FD	DD	12	3183N
CUMMINS MARINE ENGINES - Marine Engine						
6BT, 5.9L						
6 Cyl., 359 cid 5.9L	1997-90	Delco 28MT	DR	OSGR	12	6573N
6 Cyl., 359 cid 5.9L	1990-On	All	DR	OSGR	24	6582N
6 Cyl., 359 cid 5.9L		Oil Sealed	DR	OSGR	12	6583N
6 Cyl., 359 cid 5.9L	1989-85	All	MI	OSGR	12	17037N
V903						
8 Cyl., 903 cid 14.8L	1985-On	Opt.39MT service repl., 24V / 11T	DR	PLGR	24	6819N
8 Cyl., 903 cid 14.8L		Std. 42MT (24V) CW Rot.	DR	DD	24	6370N
8 Cyl., 903 cid 14.8L	1984-70	w/CW	DR	DD	24	3745N
Various	All	Delco 42MT/24V, 11T / CCW	DR	DD	24	6263N
CUMMINS MERCUISER - Marine Engine						
6BTA5.9-M						
6 Cyl., 359 cid 5.9L	1996-89	Delco 28MT	DR	OSGR	12	6573N
DEUTZ - Marine Engine						
Various Models						
BF4L1011 (2.71L - 2732cc)	1995-On	12 Volt	BO	PLGR	12	18230N
BF4L1011 (2.71L - 2732cc)	1994-89	12 Volt	BO	DD	12	17318N
BF4L1011 (2.71L - 2732cc)	1989-On	Opt., BO / PLGR : service repl. 24V / 11T	BO	PLGR	24	19724N
BF6L912 (5.6L - 5655cc)	1971-69	12 Volt	BO	DD	12	17074N
BF6L913 (3.8L - 3770cc)	1975-73	24 Volt	BO	DD	24	17073N
F10L413 (14.1L - 14131cc)	1975-70	All	BO	DD	24	17107N
F12L413 (19.1L - 19144cc)	1988-70	Std. 24 Volt	BO	DD	24	17107N
F12L513 (20.0L - 20074cc)	1986-On	Std. 24 Volt	BO	DD	24	17107N
F1L410 (.6L - 636cc)	1973-69	12 Volt (6/69-On)	BO	DD	12	17112N
F2L1011 (1.4L - 1366cc)	1995-On	Std.	BO	PLGR	12	18230N
F2L1011 (1.4L - 1366cc)	1994-89	Opt., BO / PLGR : service repl. 24V / 11T	BO	PLGR	24	19724N
F2L1011 (1.4L - 1366cc)		Std.	BO	DD	12	17318N
F2L410 (1.3L - 1270cc)	1973-69	12 Volt (6/69-On)	BO	DD	12	17112N
F2L411 (1.4L - 1390cc)	1975-73	12 Volt	BO	DD	12	17112N
F3L1011 (2.0L - 2049cc)	1995-On	Std.	BO	PLGR	12	18230N
F3L1011 (2.0L - 2049cc)	1994-89	Opt., BO / PLGR : service repl. 24V / 11T	BO	PLGR	24	19724N
F3L1011 (2.0L - 2049cc)		Std.	BO	DD	12	17318N
F3L911 (2.5L - 2460cc)	1973-71	Std. 12 Volt	BO	DD	12	17075N
F3L911 (2.5L - 2460cc)	1973-67	Std. 24 Volt	BO	DD	24	17073N
F3L911 (2.5L - 2460cc)	1970-67	Std. 12 Volt	BO	DD	12	17075N
F3L912 (2.8L - 2827cc)	1992-On	12 Volt	BO	DD	12	18026N
F3L912 (2.8L - 2827cc)	1991-86	12 Volt	BO	DD	12	17075N
F3L912 (2.8L - 2827cc)		BO / DD, 24V / 9T	BO	DD	24	17073N
F3L912 (2.8L - 2827cc)		BO / PLGR, Opt. HD, Serv.Replace.	BO	PLGR	24	19801N

STARTERS

STARTER APPLICATIONS

ENGINE	YEAR	APPLICATION	Mfg	Type	Volt	PART NUMBER
DEUTZ - Marine Engine (Cont'd)						
Various Models (Cont'd)						
F3L912 (2.8L - 2827cc)	1975-72	Std. 12 Volt	BO	DD	12	17074N
F3L912 (2.8L - 2827cc)	1971-67	Std. 12 Volt	BO	DD	12	17075N
F4L1011 (2.7L - 2732cc)	1995-On	12 Volt	BO	PLGR	12	18230N
F4L1011 (2.7L - 2732cc)	1994-89	12 Volt	BO	DD	12	17318N
F4L1011 (2.7L - 2732cc)		Opt., BO / PLGR : service repl. 24V / 11T	BO	PLGR	24	19724N
F4L911 (3.3L - 3280cc)	1973-71	12 Volt	BO	DD	12	17075N
F4L911 (3.3L - 3280cc)	1973-67	24 Volt	BO	DD	24	17073N
F4L911 (3.3L - 3280cc)	1970-67	12 Volt	BO	DD	12	17075N
F4L912 (3.8L - 3770cc)	1993-On	12 Volt	BO	DD	12	18026N
F4L912 (3.8L - 3770cc)	1992-89	12 Volt	BO	DD	12	17075N
F4L912 (3.8L - 3770cc)		12 Volt (Special Applications)	BO	DD	12	17075N
F4L912 (3.8L - 3770cc)	1975-73	12 Volt	BO	DD	12	17074N
F4L912 (3.8L - 3770cc)	1975-70	24 Volt	BO	DD	24	17073N
F4L912 (3.8L - 3770cc)	1972-71	12 Volt	BO	DD	12	17075N
F4L912 (3.8L - 3770cc)	1970	12 Volt	BO	DD	12	17075N
F5L912 (4.7L - 4712cc)	1975-72	12 Volt	BO	DD	12	17074N
F5L912 (4.7L - 4712cc)		24 Volt	BO	DD	24	17073N
F6L312 (7.5L - 7480cc)	1973-72	BO, 24v / 11T	BO	DD	24	17094N
F6L312 (7.5L - 7480cc)	1973-65	Iskra, 24v / 11T	BO	DD	24	17094N
F6L312 (7.5L - 7480cc)	1971-65	BO, 24v / 11T	BO	DD	24	17094N
F6L413 (9.6L - 9572cc)	1976-On	BO, 24v / 11T	BO	DD	24	17094N
F6L413 (9.6L - 9572cc)		Iskra, 24v / 11T	BO	DD	24	17094N
F6L413 (9.6L - 9572cc)	1975-74	BO, 24v / 11T	BO	DD	24	17094N
F6L413 (9.6L - 9572cc)		Iskra, 24v / 11T	BO	DD	24	17094N
F6L413 (9.6L - 9572cc)	1973-67	BO, 24v / 11T	BO	DD	24	17094N
F6L413 (9.6L - 9572cc)		Iskra, 24v / 11T	BO	DD	24	17094N
F6L413 (9.6L - 9572cc)		Std. 24 Volt	BO	DD	24	16372N
F6L413 (9.6L - 9572cc)	1966-64	Std. 24 Volt	BO	DD	24	16372N
F6L714 (9.5L - 9500cc)	1975-61	Std. 24 Volt	BO	DD	24	16372N
F6L814 (8.7L - 8730cc)	1973-66	Std. 24 Volt	BO	DD	24	16372N
F6L911 (4.9L - 4920cc)	1973-67	Std. 12 Volt	BO	DD	12	17074N
F6L911 (4.9L - 4920cc)		Std. 24 Volt	BO	DD	24	17073N
F6L912 (5.6L - 5655cc)	1975-71	Std. 12 Volt	BO	DD	12	17074N
F6L912 (5.6L - 5655cc)		Std. 24 Volt	BO	DD	24	17073N
F6L913 (6.1L - 6128cc)	1987-On	Std. 24 Volt	BO	DD	24	17073N
F8L312 (10.0L - 9970cc)	1973-65	Iskra, 24v / 11T	BO	DD	24	17094N
F8L312 (10.0L - 9970cc)		Std. 24 Volt	BO	DD	24	17094N
F8L413 (12.8 - 12763cc)	1980-67	BO, 24v / 11T	BO	DD	24	17094N
F8L413 (12.8 - 12763cc)		Iskra, 24v / 11T	BO	DD	24	17094N
F8L714 (12.7L - 12660cc)	1975-64	Std. 24 Volt	BO	DD	24	16372N
F8L814 (11.6L - 11600cc)	1973-66	Std. 24 Volt	BO	DD	24	16372N
EVINRUDE - Marine Engine						
E100 (Older Models)						
1.6L - 99.6 cid - 100 HP	1979-69	Prestolite System (Small Gear)	UT	PMDD	12	5719N
1.6L - 99.6 cid - 100 HP		United Tech System (Small Gear)	UT	PMDD	12	5719N
E100F						
100 HP FICHT	2005-04	United Tech System	UT	PMDD	12	5762N
E100ML						
1.6L - 99.6 cid - 100 HP	1980	Prestolite System (10-Tooth)	UT	PMDD	12	5719N
1.6L - 99.6 cid - 100 HP		United Tech System (10-Tooth)	UT	PMDD	12	5719N
E100STL						
1.6L - 99.6 cid - 100 HP	1990-89	Prestolite System (10-Tooth)	UT	PMDD	12	5719N

STARTERS

STARTER APPLICATIONS

ENGINE	YEAR	APPLICATION	Mfg	Type	Volt	PART NUMBER
EVINRUDE - Marine Engine (Cont'd)						
E100STL (Cont'd)						
1.6L - 99.6 cid - 100 HP		United Tech System (10-Tooth)	UT	PMDD	12	5719N
E100STL XP						
1.6L - 99.6 cid - 100 HP	1993-91	United Tech System (10-Tooth)	UT	PMDD	12	5719N
1.6L - 99.6 cid - 100 HP		United Tech System (10-Tooth)	UT	PMDD	12	5722N
E100TL						
1.6L - 99.6 cid - 100 HP	1980	Prestolite System (10-Tooth)	UT	PMDD	12	5719N
1.6L - 99.6 cid - 100 HP		United Tech System (10-Tooth)	UT	PMDD	12	5719N
E100TX						
1.6L - 99.6 cid - 100 HP	1980	Prestolite System (10-Tooth)	UT	PMDD	12	5719N
1.6L - 99.6 cid - 100 HP		United Tech System (10-Tooth)	UT	PMDD	12	5719N
E100WML						
1.6L - 99.6 cid - 100 HP	1986-85	Prestolite System (10-Tooth)	UT	PMDD	12	5719N
1.6L - 99.6 cid - 100 HP		United Tech System (10-Tooth)	UT	PMDD	12	5719N
E100WQL Commercial						
1.6L - 99.6 cid - 100 HP	1999-98	United Tech System	UT	PMDD	12	5720N
E100WQX Commercial						
1.6L - 99.6 cid - 100 HP	1999-98	United Tech System	UT	PMDD	12	5720N
E100WTL Commercial						
1.6L - 99.6 cid - 100 HP	1997-92	United Tech System (10-Tooth)	UT	PMDD	12	5719N
1.6L - 99.6 cid - 100 HP		United Tech System (10-Tooth)	UT	PMDD	12	5722N
E100WTL Super						
1.6L - 99.6 cid - 100 HP	1991-85	Prestolite System (10-Tooth)	UT	PMDD	12	5719N
1.6L - 99.6 cid - 100 HP		United Tech System (10-Tooth)	UT	PMDD	12	5719N
1.6L - 99.6 cid - 100 HP		United Tech System (10-Tooth)	UT	PMDD	12	5722N
E100WTX Commercial						
1.6L - 99.6 cid - 100 HP	1997-92	United Tech System (10-Tooth)	UT	PMDD	12	5719N
1.6L - 99.6 cid - 100 HP		United Tech System (10-Tooth)	UT	PMDD	12	5722N
E100WTX Super						
1.6L - 99.6 cid - 100 HP	1991-86	Prestolite System (10-Tooth)	UT	PMDD	12	5719N
1.6L - 99.6 cid - 100 HP		United Tech System (10-Tooth)	UT	PMDD	12	5719N
1.6L - 99.6 cid - 100 HP		United Tech System (10-Tooth)	UT	PMDD	12	5722N
E105J						
2.5L - 149.4 cid - 105 HP	1991	United Tech System	UT	PMDD	12	5762N
E105W						
105 HP	2001-99	United Tech System	UT	PMDD	12	5720N
E10E						
13.2 cid - 9.9 HP	1993-85	United Tech System	UT	PMDD	12	5710N
15.6 cid - 9.9 HP / 15.0						
H.P	2001-99	United Tech System	UT	PMDD	12	5711N
15.6 cid - 9.9 HP / 15.0						
H.P	1997-94	United Tech System	UT	PMDD	12	5779N
15.6 cid - 9.9 HP / 15.0						
H.P	1998	United Tech System	UT	PMDD	12	5779N
E10EL						
13.2 cid - 9.9 HP	1993-80	United Tech System	UT	PMDD	12	5710N
15.6 cid - 9.9 HP / 15.0						
H.P	2001-99	United Tech System	UT	PMDD	12	5711N

STARTERS

STARTER APPLICATIONS

ENGINE	YEAR	APPLICATION	Mfg	Type	Volt	PART NUMBER
EVINRUDE - Marine Engine (Cont'd)						
E10EL (Cont'd)						
15.6 cid - 9.9 HP / 15.0 H.P.	1997-94	United Tech System	UT	PMDD	12	5779N
15.6 cid - 9.9 HP / 15.0 H.P.	1998	United Tech System	UT	PMDD	12	5779N
E10F						
15.6 cid - 9.9 HP / 15.0 H.P.	1997-94	Match Numbers or Size	UT	PMDD	12	5710N
15.6 cid - 9.9 HP / 15.0 H.P.		Match Numbers or Size	UT	PMDD	12	5711N
15.6 cid - 9.9 HP / 15.0 H.P.	1998	Match Numbers or Size	UT	PMDD	12	5711N
15.6 cid - 9.9 HP / 15.0 H.P.		Match Numbers or Size	UT	PMDD	12	5779N
E10FEX 4-Stroke						
18.6 cid - 9.9 HP	1999-95	United Tech System	UT	PMDD	12	5711N
E10FREL 4-Stroke						
18.6 cid - 9.9 HP	1999-95	United Tech System	UT	PMDD	12	5711N
E10REL						
13.2 cid - 9.9 HP	1993-90	United Tech System	UT	PMDD	12	5710N
15.6 cid - 9.9 HP / 15.0 H.P.	1997-94	United Tech System	UT	PMDD	12	5779N
15.6 cid - 9.9 HP / 15.0 H.P.	1998	United Tech System	UT	PMDD	12	5779N
E10SEL						
13.2 cid - 9.9 HP	1993-80	United Tech System	UT	PMDD	12	5710N
15.6 cid - 9.9 HP / 15.0 H.P.	1999-94	United Tech System	UT	PMDD	12	5779N
E10T						
15.6 cid - 9.9 HP / 15.0 H.P.	2001-99	United Tech System	UT	PMDD	12	5711N
E110ML						
1.6L - 99.6 cid - 110 HP	1989-86	Prestolite System (10-Tooth)	UT	PMDD	12	5719N
1.6L - 99.6 cid - 110 HP		United Tech System (10-Tooth)	UT	PMDD	12	5719N
E110TL						
1.6L - 99.6 cid - 110 HP	1989-86	Prestolite System (10-Tooth)	UT	PMDD	12	5719N
1.6L - 99.6 cid - 110 HP		United Tech System (10-Tooth)	UT	PMDD	12	5719N
E110TX						
1.6L - 99.6 cid - 110 HP	1989-87	Prestolite System (10-Tooth)	UT	PMDD	12	5719N
1.6L - 99.6 cid - 110 HP		United Tech System (10-Tooth)	UT	PMDD	12	5719N
E112TSL						
1.6L - 99.6 cid - 112 HP	1996-94	United Tech System (10-Tooth)	UT	PMDD	12	5722N
E112TSX						
1.6L - 99.6 cid - 112 HP	1996-94	United Tech System (10-Tooth)	UT	PMDD	12	5722N
E115 (Older Models)						
1.6L - 99.6 cid - 115 HP	1979-73	Prestolite System (10-Tooth)	UT	PMDD	12	5719N
1.6L - 99.6 cid - 115 HP		United Tech System (10-Tooth)	UT	PMDD	12	5719N
E115EL						
1.7L - 105.4 cid - 115 HP	1998-95	United Tech System	UT	PMDD	12	5720N

STARTERS

STARTER APPLICATIONS

STARTERS

ENGINE	YEAR	APPLICATION	Mfg	Type	Volt	PART NUMBER
EVINRUDE - Marine Engine (Cont'd)						
E115F						
1.7L - 105.4 cid - 115 HP	2006-98	United Tech System	UT	PMDD	12	5762N
E115GL						
1.7L - 105.4 cid - 115 HP	1998-95	United Tech System	UT	PMDD	12	5720N
E115J						
1.6L - 99.6 cid - 80 HP	1993-91	80 HP Despite Odd #	UT	PMDD	12	5722N
E115JKL						
1.6L - 99.6 cid - 80 HP	1995-94	80 HP Despite Odd #	UT	PMDD	12	5722N
E115JL						
1.6L - 99.6 cid - 80 HP	1997-94	80 HP Despite Odd #	UT	PMDD	12	5722N
E115JTL						
1.6L - 99.6 cid - 80 HP	1998	80 HP FICHT	UT	PMDD	12	5720N
E115ML						
1.6L - 99.6 cid - 115 HP	1994-90	United Tech System (10-Tooth)	UT	PMDD	12	5722N
1.6L - 99.6 cid - 115 HP	1994-80	United Tech System (10-Tooth)	UT	PMDD	12	5719N
1.6L - 99.6 cid - 115 HP	1984-80	Prestolite System (10-Tooth)	UT	PMDD	12	5719N
E115SL						
1.7L - 105.4 cid - 115 HP	1998-95	United Tech System	UT	PMDD	12	5720N
E115SX						
1.7L - 105.4 cid - 115 HP	1998-95	United Tech System	UT	PMDD	12	5720N
E115TL						
1.6L - 99.6 cid - 115 HP	1995-90	United Tech System (10-Tooth)	UT	PMDD	12	5722N
1.6L - 99.6 cid - 115 HP	1995-80	United Tech System (10-Tooth)	UT	PMDD	12	5719N
1.6L - 99.6 cid - 115 HP	1985-80	Prestolite System (10-Tooth)	UT	PMDD	12	5719N
E115TSL						
1.7L - 105.4 cid - 115 HP	1998-97	United Tech System	UT	PMDD	12	5722N
E115TSX						
1.7L - 105.4 cid - 115 HP	1998-97	United Tech System	UT	PMDD	12	5722N
E115TX						
1.6L - 99.6 cid - 115 HP	1995-90	United Tech System (10-Tooth)	UT	PMDD	12	5722N
1.6L - 99.6 cid - 115 HP	1995-80	United Tech System (10-Tooth)	UT	PMDD	12	5719N
1.6L - 99.6 cid - 115 HP	1984-80	Prestolite System (10-Tooth)	UT	PMDD	12	5719N
E120TL						
1.8L - 110 cid - 120 HP	1987-85	United Tech System (10-Tooth)	UT	PMDD	12	5721N
2.0L - 122 cid - 120 HP	1994-88	United Tech System (10-Tooth)	UT	PMDD	12	5721N
E120TX						
1.8L - 110 cid - 120 HP	1987-85	United Tech System (10-Tooth)	UT	PMDD	12	5721N
2.0L - 122 cid - 120 HP	1994-88	United Tech System (10-Tooth)	UT	PMDD	12	5721N
E125 (Older Models)						
1.8L - 110 cid - 125 HP	1977-73	Prestolite System (10-Tooth)	UT	PMDD	12	5719N
1.8L - 110 cid - 125 HP		United Tech System (10-Tooth)	UT	PMDD	12	5719N
E125ES						
125 HP	1995-89	United Tech System (10-Tooth)	UT	PMDD	12	5721N
E130CX						
2.0L - 122 cid - 130 HP	1995	United Tech System (10-Tooth)	UT	PMDD	12	5721N

STARTER APPLICATIONS

ENGINE	YEAR	APPLICATION	Mfg	Type	Volt	PART NUMBER
EVINRUDE - Marine Engine (Cont'd)						
E130TL						
2.0L - 122 cid - 130 HP	1998-95	United Tech System (10-Tooth)	UT	PMDD	12	5721N
E130TX						
2.0L - 122 cid - 130 HP	1998-95	United Tech System (10-Tooth)	UT	PMDD	12	5721N
E135 (Older Models)						
2.0L - 122 cid - 135 HP	1977-73	Prestolite System (10-Tooth)	UT	PMDD	12	5719N
2.0L - 122 cid - 135 HP		United Tech System (10-Tooth)	UT	PMDD	12	5719N
E135F						
135 HP	2006-00	United Tech System	UT	PMDD	12	5762N
E140 (Older Models)						
1.6L - 99.6 cid - 140 HP	1979-73	Prestolite System (10-Tooth)	UT	PMDD	12	5719N
1.6L - 99.6 cid - 140 HP		United Tech System (10-Tooth)	UT	PMDD	12	5719N
E140CX						
2.0L - 122 cid - 140 HP	1994-88	United Tech System (10-Tooth)	UT	PMDD	12	5721N
E140ML						
1.6L - 99.6 cid - 140 HP	1980	Prestolite System (10-Tooth)	UT	PMDD	12	5719N
1.6L - 99.6 cid - 140 HP		United Tech System (10-Tooth)	UT	PMDD	12	5719N
E140TL						
1.6L - 99.6 cid - 140 HP	1984	Prestolite System (10-Tooth)	UT	PMDD	12	5719N
1.6L - 99.6 cid - 140 HP		United Tech System (10-Tooth)	UT	PMDD	12	5719N
1.8L - 110 cid - 140 HP	1987-85	United Tech System (10-Tooth)	UT	PMDD	12	5721N
2.0L - 122 cid - 140 HP	1994-88	United Tech System (10-Tooth)	UT	PMDD	12	5721N
E140TRL						
1.6L - 99.6 cid - 140 HP	1983-80	Prestolite System (10-Tooth)	UT	PMDD	12	5719N
1.6L - 99.6 cid - 140 HP		United Tech System (10-Tooth)	UT	PMDD	12	5719N
E140TRX						
1.6L - 99.6 cid - 140 HP	1983-80	Prestolite System (10-Tooth)	UT	PMDD	12	5719N
1.6L - 99.6 cid - 140 HP		United Tech System (10-Tooth)	UT	PMDD	12	5719N
E140TX						
1.6L - 99.6 cid - 140 HP	1984	Prestolite System (10-Tooth)	UT	PMDD	12	5719N
1.6L - 99.6 cid - 140 HP		United Tech System (10-Tooth)	UT	PMDD	12	5719N
1.8L - 110 cid - 140 HP	1987-85	United Tech System (10-Tooth)	UT	PMDD	12	5721N
2.0L - 122 cid - 140 HP	1994-88	United Tech System (10-Tooth)	UT	PMDD	12	5721N
E150 (Older Models)						
2.5L - 149.4 cid - 150 HP	1979-77	Prestolite System (8-Tooth)	UT	PMDD	12	5709N
2.5L - 149.4 cid - 150 HP		United Tech System (8-Tooth)	UT	PMDD	12	5709N
E150CX						
2.5L - 149.4 cid - 150 HP	1991-88	Prestolite System (8-Tooth)	UT	PMDD	12	5709N
2.5L - 149.4 cid - 150 HP		United Tech System (8-Tooth)	UT	PMDD	12	5709N
E150EL						
2.6L - 158 cid - 150 HP	1998-91	United Tech System	UT	PMDD	12	5762N
E150EX						
2.6L - 158 cid - 150 HP	1998-91	United Tech System	UT	PMDD	12	5762N
E150F FICHT V6						
2.6L - 158 cid - 150 HP	2006-97	United Tech System	UT	PMDD	12	5762N
E150GL						
2.6L - 158 cid - 150 HP	1998-91	United Tech System	UT	PMDD	12	5762N

STARTERS

STARTER APPLICATIONS

STARTERS

ENGINE	YEAR	APPLICATION	Mfg	Type	Volt	PART NUMBER
EVINRUDE - Marine Engine (Cont'd)						
E150JL						
2.6L - 158 cid - 105 HP	1998-92	United Tech System	UT	PMDD	12	5762N
E150L INTRUDER FICHT V6						
2.6L - 158 cid - 150 HP	1998	United Tech System	UT	PMDD	12	5762N
E150NX						
2.6L - 158 cid - 150 HP	1998-91	United Tech System	UT	PMDD	12	5762N
E150SL						
2.6L - 158 cid - 150 HP	1998-96	United Tech System	UT	PMDD	12	5762N
E150STL						
2.5L - 149.4 cid - 150 HP	1991-84	Prestolite System (8-Tooth)	UT	PMDD	12	5709N
2.5L - 149.4 cid - 150 HP		United Tech System (8-Tooth)	UT	PMDD	12	5709N
E150TL						
2.5L - 149.4 cid - 150 HP	1991-84	Prestolite System (8-Tooth)	UT	PMDD	12	5709N
2.5L - 149.4 cid - 150 HP		United Tech System (8-Tooth)	UT	PMDD	12	5709N
E150TRL						
2.5L - 149.4 cid - 150 HP	1983-80	Prestolite System (8-Tooth)	UT	PMDD	12	5709N
2.5L - 149.4 cid - 150 HP		United Tech System (8-Tooth)	UT	PMDD	12	5709N
E150TRX						
2.5L - 149.4 cid - 150 HP	1983-80	Prestolite System (8-Tooth)	UT	PMDD	12	5709N
2.5L - 149.4 cid - 150 HP		United Tech System (8-Tooth)	UT	PMDD	12	5709N
E150TX						
2.5L - 149.4 cid - 150 HP	1991-84	Prestolite System (8-Tooth)	UT	PMDD	12	5709N
2.5L - 149.4 cid - 150 HP		United Tech System (8-Tooth)	UT	PMDD	12	5709N
E150W						
2.6L - 158 cid - 150 HP	1997-91	United Tech System	UT	PMDD	12	5762N
E155WTL						
2.5L - 149.4 cid - 155 HP	1995-85	Prestolite System (8-Tooth)	UT	PMDD	12	5709N
2.5L - 149.4 cid - 155 HP		United Tech System (8-Tooth)	UT	PMDD	12	5709N
E155WTX						
2.5L - 149.4 cid - 155 HP	1995-85	Prestolite System (8-Tooth)	UT	PMDD	12	5709N
2.5L - 149.4 cid - 155 HP		United Tech System (8-Tooth)	UT	PMDD	12	5709N
E15B						
15.6 cid - 9.9 HP / 15.0 H.P	2001-98	United Tech System	UT	PMDD	12	5779N
15.6 cid - 9.9 HP / 15.0 H.P	1997-94	United Tech System	UT	PMDD	12	5779N
E15D						
18.6 cid - 15 HP	1995	United Tech System	UT	PMDD	12	5711N
E15E						
13.2 cid - 9.9 HP	1993-80	United Tech System	UT	PMDD	12	5710N
15.6 cid - 9.9 HP / 15.0 H.P	2001-99	United Tech System	UT	PMDD	12	5711N
15.6 cid - 9.9 HP / 15.0 H.P	1997-94	United Tech System	UT	PMDD	12	5779N
15.6 cid - 9.9 HP / 15.0 H.P	1998	United Tech System	UT	PMDD	12	5779N
E15EL						
13.2 cid - 9.9 HP	1993-80	United Tech System	UT	PMDD	12	5710N

STARTER APPLICATIONS

ENGINE	YEAR	APPLICATION	Mfg	Type	Volt	PART NUMBER
EVINRUDE - Marine Engine (Cont'd)						
E15EL (Cont'd)						
15.6 cid - 9.9 HP / 15.0 H.P.	2001-94	United Tech System	UT	PMDD	12	5779N
E15EVL						
15.6 cid - 9.9 HP / 15.0 H.P.	2001-00	United Tech System	UT	PMDD	12	5779N
E15F						
18.6 cid - 15 HP	2001-98	United Tech System	UT	PMDD	12	5711N
18.6 cid - 15 HP	1997-95	United Tech System	UT	PMDD	12	5711N
E15K						
18.6 cid - 15 HP	1995	United Tech System	UT	PMDD	12	5711N
E15R						
13.2 cid - 9.9 HP	1993-90	United Tech System	UT	PMDD	12	5710N
15.6 cid - 9.9 HP / 15.0 H.P.	2001-99	United Tech System	UT	PMDD	12	5711N
15.6 cid - 9.9 HP / 15.0 H.P.	1997-94	United Tech System	UT	PMDD	12	5779N
15.6 cid - 9.9 HP / 15.0 H.P.	1998	United Tech System	UT	PMDD	12	5779N
E175 (Older Models)						
2.5L - 149.4 cid - 175 HP	1979-77	Prestolite System (8-Tooth)	UT	PMDD	12	5709N
2.5L - 149.4 cid - 175 HP		United Tech System (8-Tooth)	UT	PMDD	12	5709N
E175EX						
2.6L - 158 cid - 175 HP	1998-91	United Tech System	UT	PMDD	12	5762N
E175F FICHT V6						
2.6L - 158 cid - 175 HP	2006-98	United Tech System	UT	PMDD	12	5762N
E175GL						
2.6L - 158 cid - 175 HP	1998-91	United Tech System	UT	PMDD	12	5762N
E175NX						
2.6L - 158 cid - 175 HP	1998-93	United Tech System	UT	PMDD	12	5762N
E175SL						
2.6L - 158 cid - 175 HP	1998-95	United Tech System	UT	PMDD	12	5762N
E175STL						
2.6L - 160.3 cid - 175 HP	1991-90	Prestolite System (8-Tooth)	UT	PMDD	12	5709N
2.6L - 160.3 cid - 175 HP		United Tech System (8-Tooth)	UT	PMDD	12	5709N
E175TL						
2.6L - 160.3 cid - 175 HP	1989-86	Prestolite System (8-Tooth)	UT	PMDD	12	5709N
2.6L - 160.3 cid - 175 HP		United Tech System (8-Tooth)	UT	PMDD	12	5709N
E175TRL						
2.5L - 149.4 cid - 175 HP	1983-80	Prestolite System (8-Tooth)	UT	PMDD	12	5709N
2.5L - 149.4 cid - 175 HP		United Tech System (8-Tooth)	UT	PMDD	12	5709N
E175TRX						
2.5L - 149.4 cid - 175 HP	1983-80	Prestolite System (8-Tooth)	UT	PMDD	12	5709N
2.5L - 149.4 cid - 175 HP		United Tech System (8-Tooth)	UT	PMDD	12	5709N
E175TX						
2.6L - 160.3 cid - 175 HP	1991-85	Prestolite System (8-Tooth)	UT	PMDD	12	5709N
2.6L - 160.3 cid - 175 HP		United Tech System (8-Tooth)	UT	PMDD	12	5709N

STARTERS

STARTER APPLICATIONS

ENGINE	YEAR	APPLICATION	Mfg	Type	Volt	PART NUMBER
EVINRUDE - Marine Engine (Cont'd)						
E185TL						
2.5L - 149.4 cid - 185 HP	1985-84	Prestolite System (8-Tooth)	UT	PMDD	12	5709N
2.5L - 149.4 cid - 185 HP		United Tech System (8-Tooth)	UT	PMDD	12	5709N
E185TX						
2.5L - 149.4 cid - 185 HP	1985-84	Prestolite System (8-Tooth)	UT	PMDD	12	5709N
2.5L - 149.4 cid - 185 HP		United Tech System (8-Tooth)	UT	PMDD	12	5709N
E20						
31.8 cid - 20 HP	1997-96	United Tech System (11-Tooth)	UT	PMDD	12	5712N
31.8 cid - 20 HP	1998	United Tech System (11-Tooth)	UT	PMDD	12	5712N
E20 (Older Models)						
31.8 cid - 20 HP	1979-66	United Tech System (11-Tooth)	UT	PMDD	12	5712N
E200 (Older Models)						
2.5L - 149.4 cid - 200 HP	1979-77	Prestolite System (8-Tooth)	UT	PMDD	12	5709N
2.5L - 149.4 cid - 200 HP		United Tech System (8-Tooth)	UT	PMDD	12	5709N
E200CX						
3.0L - 183 cid - 200 HP	1998-88	United Tech System	UT	PMDD	12	5723N
E200CZ						
3.0L - 183 cid - 200 HP	1995-93	United Tech System	UT	PMDD	12	5723N
E200F FICHT V6						
3.0L - 183 cid - 200 HP	2001-99	United Tech System	UT	PMDD	12	5723N
E200SCL						
3.0L - 183 cid - 200 HP	1990-88	United Tech System	UT	PMDD	12	5723N
E200STL						
2.7L - 160.3 cid - 200 HP	1987-86	Prestolite System (8-Tooth)	UT	PMDD	12	5709N
2.7L - 160.3 cid - 200 HP		United Tech System (8-Tooth)	UT	PMDD	12	5709N
3.0L - 183 cid - 200 HP	1998-88	United Tech System	UT	PMDD	12	5723N
E200TL						
3.0L - 183 cid - 200 HP	1998-89	United Tech System	UT	PMDD	12	5723N
E200TRL						
2.5L - 149.4 cid - 200 HP	1983-80	Prestolite System (8-Tooth)	UT	PMDD	12	5709N
2.5L - 149.4 cid - 200 HP		United Tech System (8-Tooth)	UT	PMDD	12	5709N
E200TRX						
2.5L - 149.4 cid - 200 HP	1983-80	Prestolite System (8-Tooth)	UT	PMDD	12	5709N
2.5L - 149.4 cid - 200 HP		United Tech System (8-Tooth)	UT	PMDD	12	5709N
E200TX						
2.7L - 160.3 cid - 200 HP	1987	Prestolite System (8-Tooth)	UT	PMDD	12	5709N
2.7L - 160.3 cid - 200 HP		United Tech System (8-Tooth)	UT	PMDD	12	5709N
3.0L - 183 cid - 200 HP	1998-88	United Tech System	UT	PMDD	12	5723N
E200TZ						
3.0L - 183 cid - 200 HP	1995-93	United Tech System	UT	PMDD	12	5723N
E200W FICHT V6						
3.0L - 183 cid - 200 HP	2001-99	United Tech System	UT	PMDD	12	5723N
E20E						
31.8 cid - 20 HP	1995-85	United Tech System (11-Tooth)	UT	PMDD	12	5712N
31.8 cid - 20 HP		United Tech System (9-Tooth)	UT	PMDD	12	5714N
E20EL						
31.8 cid - 20 HP	1995-85	United Tech System (11-Tooth)	UT	PMDD	12	5712N

STARTERS

STARTER APPLICATIONS

ENGINE	YEAR	APPLICATION	Mfg	Type	Volt	PART NUMBER
EVINRUDE - Marine Engine (Cont'd)						
E20EL (Cont'd)						
31.8 cid - 20 HP		United Tech System (9-Tooth)	UT	PMDD	12	5714N
E225 (Older Models)						
2.7L - 160.3 cid - 225 HP	1979-77	Prestolite System (8-Tooth)	UT	PMDD	12	5709N
2.7L - 160.3 cid - 225 HP		United Tech System (8-Tooth)	UT	PMDD	12	5709N
E225CL						
2.7L - 160.3 cid - 225 HP	1987	Prestolite System (8-Tooth)	UT	PMDD	12	5709N
2.7L - 160.3 cid - 225 HP		United Tech System (8-Tooth)	UT	PMDD	12	5709N
3.0L - 183 cid - 225 HP	1990-88	United Tech System	UT	PMDD	12	5723N
E225CX						
2.7L - 160.3 cid - 225 HP	1987	Prestolite System (8-Tooth)	UT	PMDD	12	5709N
2.7L - 160.3 cid - 225 HP		United Tech System (8-Tooth)	UT	PMDD	12	5709N
3.0L - 183 cid - 225 HP	1999-88	United Tech System	UT	PMDD	12	5723N
E225CZ						
3.0L - 183 cid - 225 HP	1999-88	United Tech System	UT	PMDD	12	5723N
E225F FICHT V6						
3.0L - 183 cid - 225 HP	2001-99	United Tech System	UT	PMDD	12	5723N
E225PL						
2.7L - 160.3 cid - 225 HP	1987	Prestolite System (8-Tooth)	UT	PMDD	12	5709N
2.7L - 160.3 cid - 225 HP		United Tech System (8-Tooth)	UT	PMDD	12	5709N
3.0L - 183 cid - 225 HP	1994-88	United Tech System	UT	PMDD	12	5723N
E225PTL						
2.7L - 160.3 cid - 225 HP	1986	Prestolite System (8-Tooth)	UT	PMDD	12	5709N
2.7L - 160.3 cid - 225 HP		United Tech System (8-Tooth)	UT	PMDD	12	5709N
E225PTX						
2.7L - 160.3 cid - 225 HP	1986	Prestolite System (8-Tooth)	UT	PMDD	12	5709N
2.7L - 160.3 cid - 225 HP		United Tech System (8-Tooth)	UT	PMDD	12	5709N
E225PX						
2.7L - 160.3 cid - 225 HP	1987	Prestolite System (8-Tooth)	UT	PMDD	12	5709N
2.7L - 160.3 cid - 225 HP		United Tech System (8-Tooth)	UT	PMDD	12	5709N
3.0L - 183 cid - 225 HP	1994-88	United Tech System	UT	PMDD	12	5723N
E225PZ						
3.0L - 183 cid - 225 HP	1994-93	United Tech System	UT	PMDD	12	5723N
E225STL						
3.0L - 183 cid - 225 HP	1998-94	United Tech System	UT	PMDD	12	5723N
E225TL						
2.7L - 160.3 cid - 225 HP	1987-86	Prestolite System (8-Tooth)	UT	PMDD	12	5709N
2.7L - 160.3 cid - 225 HP		United Tech System (8-Tooth)	UT	PMDD	12	5709N
3.0L - 183 cid - 225 HP	1993-88	United Tech System	UT	PMDD	12	5723N
E225TX						
2.7L - 160.3 cid - 225 HP	1987-86	Prestolite System (8-Tooth)	UT	PMDD	12	5709N
2.7L - 160.3 cid - 225 HP		United Tech System (8-Tooth)	UT	PMDD	12	5709N
3.0L - 183 cid - 225 HP	1998-88	United Tech System	UT	PMDD	12	5723N
E225TZ						
3.0L - 183 cid - 225 HP	1998-93	United Tech System	UT	PMDD	12	5723N
E235 (Older Models)						
2.7L - 160.3 cid - 235 HP	1979-77	Prestolite System (8-Tooth)	UT	PMDD	12	5709N
2.7L - 160.3 cid - 235 HP		United Tech System (8-Tooth)	UT	PMDD	12	5709N

STARTERS

STARTER APPLICATIONS

ENGINE	YEAR	APPLICATION	Mfg	Type	Volt	PART NUMBER
EVINRUDE - Marine Engine (Cont'd)						
E235STL						
2.7L - 160.3 cid - 235 HP	1985-84	Prestolite System (8-Tooth)	UT	PMDD	12	5709N
2.7L - 160.3 cid - 235 HP		United Tech System (8-Tooth)	UT	PMDD	12	5709N
E235TL						
2.7L - 160.3 cid - 235 HP	1985-84	Prestolite System (8-Tooth)	UT	PMDD	12	5709N
2.7L - 160.3 cid - 235 HP		United Tech System (8-Tooth)	UT	PMDD	12	5709N
E235TRL						
2.7L - 160.3 cid - 235 HP	1983-80	Prestolite System (8-Tooth)	UT	PMDD	12	5709N
2.7L - 160.3 cid - 235 HP		United Tech System (8-Tooth)	UT	PMDD	12	5709N
E235TRX						
2.7L - 160.3 cid - 235 HP	1983-80	Prestolite System (8-Tooth)	UT	PMDD	12	5709N
2.7L - 160.3 cid - 235 HP		United Tech System (8-Tooth)	UT	PMDD	12	5709N
E235TX						
2.7L - 160.3 cid - 235 HP	1985-84	Prestolite System (8-Tooth)	UT	PMDD	12	5709N
2.7L - 160.3 cid - 235 HP		United Tech System (8-Tooth)	UT	PMDD	12	5709N
E25 (Older Models)						
31.8 cid - 25 HP	1979-66	United Tech System (11-Tooth)	UT	PMDD	12	5712N
E250CX						
4.0L - 244 cid - 250 HP	1998-91	United Tech System	UT	PMDD	12	5723N
E250CZ						
4.0L - 244 cid - 250 HP	1995-93	United Tech System	UT	PMDD	12	5723N
E250F						
250 HP	2001-00	United Tech System	UT	PMDD	12	5723N
E250TX						
4.0L - 244 cid - 250 HP	1998-91	United Tech System	UT	PMDD	12	5723N
E250TZ						
4.0L - 244 cid - 250 HP	1995-93	United Tech System	UT	PMDD	12	5723N
E25E						
31.8 cid - 25 HP	1997-81	United Tech System (11-Tooth)	UT	PMDD	12	5712N
31.8 cid - 25 HP		United Tech System (9-Tooth)	UT	PMDD	12	5714N
31.8 cid - 25 HP	1998	United Tech System (11-Tooth)	UT	PMDD	12	5712N
E25EL						
31.8 cid - 25 HP	1997-81	United Tech System (11-Tooth)	UT	PMDD	12	5712N
31.8 cid - 25 HP		United Tech System (9-Tooth)	UT	PMDD	12	5714N
E25KL (3cyl)						
30.5 cid - 25 HP	1998	United Tech System (10-Tooth)	UT	PMDD	12	5715N
E25QL (3cyl)						
30.5 cid - 25 HP	1998	United Tech System (10-Tooth)	UT	PMDD	12	5715N
E25TE						
31.8 cid - 25 HP	1998-80	United Tech System (11-Tooth)	UT	PMDD	12	5712N
31.8 cid - 25 HP		United Tech System (9-Tooth)	UT	PMDD	12	5714N
E25TEL						
31.8 cid - 25 HP	1998-80	United Tech System (11-Tooth)	UT	PMDD	12	5712N
31.8 cid - 25 HP		United Tech System (9-Tooth)	UT	PMDD	12	5714N
E25TKL (3cyl)						
30.5 cid - 25 HP	1998	United Tech System	UT	PMDD	12	5715N

STARTERS

STARTER APPLICATIONS

ENGINE	YEAR	APPLICATION	Mfg	Type	Volt	PART NUMBER
EVINRUDE - Marine Engine (Cont'd)						
E275CL						
3.6L - 220 cid - 275 HP	1988-87	United Tech System	UT	PMDD	12	5723N
E275CX						
3.6L - 220 cid - 275 HP	1988-87	United Tech System	UT	PMDD	12	5723N
E275PL						
3.6L - 220 cid - 275 HP	1988-87	United Tech System	UT	PMDD	12	5723N
E275PTL						
3.6L - 220 cid - 275 HP	1986	United Tech System	UT	PMDD	12	5723N
E275PTX						
3.6L - 220 cid - 275 HP	1986	United Tech System	UT	PMDD	12	5723N
E275PX						
3.6L - 220 cid - 275 HP	1988-87	United Tech System	UT	PMDD	12	5723N
E275TL						
3.6L - 220 cid - 275 HP	1985	United Tech System	UT	PMDD	12	5723N
E275TX						
3.6L - 220 cid - 275 HP	1985	United Tech System	UT	PMDD	12	5723N
E28 (Older Models)						
31.8 cid - 28 HP	1976-60	United Tech System (11-Tooth)	UT	PMDD	12	5712N
E28ESL						
31.8 cid - 28 HP	1996-87	United Tech System (11-Tooth)	UT	PMDD	12	5712N
31.8 cid - 28 HP		United Tech System (9-Tooth)	UT	PMDD	12	5714N
E300CL						
3.6L - 220 cid - 300 HP	1987	United Tech System	UT	PMDD	12	5723N
4.0L - 244 cid - 300 HP	1990-88	United Tech System	UT	PMDD	12	5723N
E300CX						
3.6L - 220 cid - 300 HP	1987	United Tech System	UT	PMDD	12	5723N
4.0L - 244 cid - 300 HP	1995-88	United Tech System	UT	PMDD	12	5723N
E300PL						
4.0L - 244 cid - 300 HP	1995-87	United Tech System	UT	PMDD	12	5723N
E300PTL						
3.6L - 220 cid - 300 HP	1986	United Tech System	UT	PMDD	12	5723N
E300PX						
3.6L - 220 cid - 300 HP	1987	United Tech System	UT	PMDD	12	5723N
4.0L - 244 cid - 300 HP	1995-88	United Tech System	UT	PMDD	12	5723N
E300TL						
3.6L - 220 cid - 300 HP	1985	United Tech System	UT	PMDD	12	5723N
E30E						
31.8 cid - 30 HP	1998-84	United Tech System (11-Tooth)	UT	PMDD	12	5712N
31.8 cid - 30 HP		United Tech System (9-Tooth)	UT	PMDD	12	5714N
E30EL						
31.8 cid - 30 HP	1998-84	United Tech System (11-Tooth)	UT	PMDD	12	5712N
31.8 cid - 30 HP		United Tech System (9-Tooth)	UT	PMDD	12	5714N
E30TE						
31.8 cid - 30 HP	1998-85	United Tech System (11-Tooth)	UT	PMDD	12	5712N
31.8 cid - 30 HP		United Tech System (9-Tooth)	UT	PMDD	12	5714N

STARTERS

STARTER APPLICATIONS

STARTERS

ENGINE	YEAR	APPLICATION	Mfg	Type	Volt	PART NUMBER
EVINRUDE - Marine Engine (Cont'd)						
E30TEL						
31.8 cid - 30 HP	1998-85	United Tech System (11-Tooth)	UT	PMDD	12	5712N
31.8 cid - 30 HP		United Tech System (9-Tooth)	UT	PMDD	12	5714N
E33 (Older Models)						
31.8 cid - 33 HP	1976-60	United Tech System (11-Tooth)	UT	PMDD	12	5712N
E35E						
31.8 cid - 35 HP	1984-80	United Tech System (11-Tooth)	UT	PMDD	12	5712N
31.8 cid - 35 HP		United Tech System (9-Tooth)	UT	PMDD	12	5714N
E35EL						
31.8 cid - 35 HP	1984-80	United Tech System (11-Tooth)	UT	PMDD	12	5712N
31.8 cid - 35 HP		United Tech System (9-Tooth)	UT	PMDD	12	5714N
E35KL (3cyl)						
34.5 cid - 35 HP	2001-98	United Tech System	UT	PMDD	12	5715N
34.5 cid - 35 HP	1997-96	United Tech System	UT	PMDD	12	5715N
E35QL (3cyl)						
34.5 cid - 35 HP	1998-96	United Tech System	UT	PMDD	12	5715N
E35TEL						
31.8 cid - 35 HP	1984-83	United Tech System (11-Tooth)	UT	PMDD	12	5712N
31.8 cid - 35 HP		United Tech System (9-Tooth)	UT	PMDD	12	5714N
E35TKL (3cyl)						
34.5 cid - 35 HP	2001-98	United Tech System	UT	PMDD	12	5715N
E40 (Older Models)						
44.9 cid - 40 HP	1976-60	Prestolite System (9-Tooth)	UT	PMDD	12	5716N
44.9 cid - 40 HP		UT Starter (11-Tooth, 3.454" Hsg.)	UT	PMDD	12	5712N
E40D						
40 HP E-TECH	2009-04	UT System	UT	PMDD	12	5909N
E40E						
44.9 cid - 40 HP	1998-89	UT Starter (9-Tooth, 4.033" Hsg.)	UT	PMDD	12	5713N
44.9 cid - 40 HP	1988-85	Prestolite System (9-Tooth)	UT	PMDD	12	5716N
44.9 cid - 40 HP		UT Starter (11-Tooth, 3.454" Hsg.)	UT	PMDD	12	5712N
44.9 cid - 40 HP		UT Starter (9-Tooth, 4.033" Hsg.)	UT	PMDD	12	5716N
E40EL						
44.9 cid - 40 HP	1998-89	UT Starter (9-Tooth, 4.033" Hsg.)	UT	PMDD	12	5713N
44.9 cid - 40 HP	1988-85	Prestolite System (9-Tooth)	UT	PMDD	12	5716N
44.9 cid - 40 HP		UT Starter (11-Tooth, 3.454" Hsg.)	UT	PMDD	12	5712N
44.9 cid - 40 HP		UT Starter (9-Tooth, 4.033" Hsg.)	UT	PMDD	12	5716N
E40TE						
44.9 cid - 40 HP	1998-89	UT Starter (9-Tooth, 4.033" Hsg.)	UT	PMDD	12	5713N
44.9 cid - 40 HP	1988-85	Prestolite System (9-Tooth)	UT	PMDD	12	5716N
44.9 cid - 40 HP		UT Starter (11-Tooth, 3.454" Hsg.)	UT	PMDD	12	5712N
44.9 cid - 40 HP		UT Starter (9-Tooth, 4.033" Hsg.)	UT	PMDD	12	5716N
E40TEL						
44.9 cid - 40 HP	1998-89	UT Starter (9-Tooth, 4.033" Hsg.)	UT	PMDD	12	5713N
44.9 cid - 40 HP	1988-85	Prestolite System (9-Tooth)	UT	PMDD	12	5716N
44.9 cid - 40 HP		UT Starter (11-Tooth, 3.454" Hsg.)	UT	PMDD	12	5712N
44.9 cid - 40 HP		UT Starter (9-Tooth, 4.033" Hsg.)	UT	PMDD	12	5716N
E40TL						
44.9 cid - 40 HP	1998-89	UT Starter (9-Tooth, 4.033" Hsg.)	UT	PMDD	12	5713N

STARTER APPLICATIONS

ENGINE	YEAR	APPLICATION	Mfg	Type	Volt	PART NUMBER
EVINRUDE - Marine Engine (Cont'd)						
E40TTL						
44.9 cid - 40 HP	1998-89	UT Starter (9-Tooth, 4.033" Hsg.)	UT	PMDD	12	5713N
E48ESL						
44.9 cid - 48 HP	1996-87	UT Starter (9-Tooth, 4.033" Hsg.)	UT	PMDD	12	5713N
E50 (Older Models)						
44.9 cid - 50 HP	1979-71	Prestolite System (9-Tooth)	UT	PMDD	12	5716N
44.9 cid - 50 HP		UT Starter (9-Tooth, 4.033" Hsg.)	UT	PMDD	12	5716N
E50BE						
44.9 cid - 50 HP	1994-89	UT Starter (9-Tooth, 4.033" Hsg.)	UT	PMDD	12	5713N
44.9 cid - 50 HP	1988-81	Prestolite System (9-Tooth)	UT	PMDD	12	5716N
44.9 cid - 50 HP		UT Starter (9-Tooth, 4.033" Hsg.)	UT	PMDD	12	5716N
E50BEL						
44.9 cid - 50 HP	1995-89	UT Starter (9-Tooth, 4.033" Hsg.)	UT	PMDD	12	5713N
44.9 cid - 50 HP	1988-81	Prestolite System (9-Tooth)	UT	PMDD	12	5716N
44.9 cid - 50 HP		UT Starter (9-Tooth, 4.033" Hsg.)	UT	PMDD	12	5716N
E50D						
50 HP E-TECH	2009-04	UT System	UT	PMDD	12	5909N
E50DTL (3cyl)						
56.1 cid - 50 HP	1997-95	UT Starter (9-Tooth, 4.033" Hsg.)	UT	PMDD	12	5718N
56.1 cid - 50 HP	1998	UT Starter (9-Tooth, 4.033" Hsg.)	UT	PMDD	12	5718N
E50EL (3cyl)						
56.1 cid - 50 HP	1997-95	UT Starter (9-Tooth, 4.033" Hsg.)	UT	PMDD	12	5718N
56.1 cid - 50 HP	1998	UT Starter (9-Tooth, 4.033" Hsg.)	UT	PMDD	12	5718N
E50J Jet						
44.9 cid - 35 HP	1997-91	United Tech System	UT	PMDD	12	5716N
E50TEL						
44.9 cid - 50 HP	1997-89	UT Starter (9-Tooth, 4.033" Hsg.)	UT	PMDD	12	5713N
44.9 cid - 50 HP	1988-83	Prestolite System (9-Tooth)	UT	PMDD	12	5716N
44.9 cid - 50 HP		UT Starter (9-Tooth, 4.033" Hsg.)	UT	PMDD	12	5716N
E50TL						
44.9 cid - 50 HP	1997-89	UT Starter (9-Tooth, 4.033" Hsg.)	UT	PMDD	12	5713N
44.9 cid - 50 HP	1988-84	Prestolite System (9-Tooth)	UT	PMDD	12	5716N
44.9 cid - 50 HP		UT Starter (9-Tooth, 4.033" Hsg.)	UT	PMDD	12	5716N
E50TTL (3cyl)						
56.1 cid - 50 HP	1997-95	UT Starter (9-Tooth, 4.033" Hsg.)	UT	PMDD	12	5718N
56.1 cid - 50 HP	1998	UT Starter (9-Tooth, 4.033" Hsg.)	UT	PMDD	12	5718N
E55M						
55 HP E-TECH	2009-08	UT System	UT	PMDD	12	5909N
E60 (Older Models)						
44.9 cid - 60 HP	1976-71	Prestolite System (9-Tooth)	UT	PMDD	12	5716N
44.9 cid - 60 HP	1970-69	Prestolite System (10-Tooth)	UT	PMDD	12	5718N
E60D						
60 HP E-TECH	2009-05	UT System	UT	PMDD	12	5909N
E60E (2cyl)						
44.9 cid - 60 HP	1982-80	Prestolite System (9-Tooth)	UT	PMDD	12	5716N
44.9 cid - 60 HP		UT Starter (9-Tooth, 4.033" Hsg.)	UT	PMDD	12	5716N

STARTERS

STARTER APPLICATIONS

ENGINE	YEAR	APPLICATION	Mfg	Type	Volt	PART NUMBER
EVINRUDE - Marine Engine (Cont'd)						
E60EL						
49.7 cid - 60 HP	1988-86	Prestolite System (10-Tooth)	UT	PMDD	12	5718N
49.7 cid - 60 HP		United Tech System (9-Tooth)	UT	PMDD	12	5718N
56.1 cid - 60 HP	1997-95	United Tech System (9-Tooth)	UT	PMDD	12	5718N
56.1 cid - 60 HP	1994-89	Prestolite System (10-Tooth)	UT	PMDD	12	5718N
56.1 cid - 60 HP	1998	United Tech System (9-Tooth)	UT	PMDD	12	5718N
E60EL (2cyl)						
44.9 cid - 60 HP	1985-80	Prestolite System (9-Tooth)	UT	PMDD	12	5716N
44.9 cid - 60 HP		UT Starter (9-Tooth, 4.033" Hsg.)	UT	PMDD	12	5716N
E60TL						
49.7 cid - 60 HP	1988-86	Prestolite System (10-Tooth)	UT	PMDD	12	5718N
49.7 cid - 60 HP		United Tech System (9-Tooth)	UT	PMDD	12	5718N
56.1 cid - 60 HP	1997-95	United Tech System (9-Tooth)	UT	PMDD	12	5718N
56.1 cid - 60 HP	1994-89	Prestolite System (10-Tooth)	UT	PMDD	12	5718N
56.1 cid - 60 HP	1998	United Tech System (9-Tooth)	UT	PMDD	12	5718N
E60TL (2cyl)						
44.9 cid - 60 HP	1985-84	Prestolite System (9-Tooth)	UT	PMDD	12	5716N
44.9 cid - 60 HP		UT Starter (9-Tooth, 4.033" Hsg.)	UT	PMDD	12	5716N
E60TTL						
56.1 cid - 60 HP	1997-95	United Tech System (9-Tooth)	UT	PMDD	12	5718N
56.1 cid - 60 HP	1994-89	Prestolite System (10-Tooth)	UT	PMDD	12	5718N
56.1 cid - 60 HP	1998	United Tech System (9-Tooth)	UT	PMDD	12	5718N
E65 (Older Models)						
44.9 cid - 65 HP	1979-69	Prestolite System (10-Tooth)	UT	PMDD	12	5718N
44.9 cid - 65 HP		United Tech System (9-Tooth)	UT	PMDD	12	5718N
44.9 cid - 65 HP	1968-64	Delco System	UT	PMDD	12	5712N
E65RWL						
49.7 cid - 65 HP	1986-85	Prestolite System (10-Tooth)	UT	PMDD	12	5718N
49.7 cid - 65 HP		United Tech System (9-Tooth)	UT	PMDD	12	5718N
E65TEL						
49.7 cid - 65 HP	1986-85	Prestolite System (10-Tooth)	UT	PMDD	12	5718N
49.7 cid - 65 HP		United Tech System (9-Tooth)	UT	PMDD	12	5718N
E65W						
65 HP E-TECH	2009-08	UT System	UT	PMDD	12	5909N
E65WML						
49.7 cid - 65 HP	1988-86	Prestolite System (10-Tooth)	UT	PMDD	12	5718N
49.7 cid - 65 HP		United Tech System (9-Tooth)	UT	PMDD	12	5718N
56.1 cid - 65 HP	1989	United Tech System (9-Tooth)	UT	PMDD	12	5718N
E70 (Older Models)						
49.7 cid - 70 HP	1979-71	Prestolite System (9-Tooth)	UT	PMDD	12	5716N
49.7 cid - 70 HP	1970-69	Prestolite System (10-Tooth)	UT	PMDD	12	5718N
E70EL						
49.7 cid - 70 HP	1985-80	Prestolite System (10-Tooth)	UT	PMDD	12	5718N
49.7 cid - 70 HP		United Tech System (9-Tooth)	UT	PMDD	12	5718N
56.1 cid - 70 HP	1997-86	United Tech System (9-Tooth)	UT	PMDD	12	5718N
E70TL						
49.7 cid - 70 HP	1985-84	Prestolite System (10-Tooth)	UT	PMDD	12	5718N
49.7 cid - 70 HP		United Tech System (9-Tooth)	UT	PMDD	12	5718N
56.1 cid - 70 HP	1997-86	United Tech System (9-Tooth)	UT	PMDD	12	5718N

STARTERS

STARTER APPLICATIONS

ENGINE	YEAR	APPLICATION	Mfg	Type	Volt	PART NUMBER
EVINRUDE - Marine Engine (Cont'd)						
E70TTL						
56.1 cid - 70 HP	1995-91	United Tech System (9-Tooth)	UT	PMDD	12	5718N
E75 (Older Models)						
49.7 cid - 70 HP	1979-71	Prestolite System (9-Tooth)	UT	PMDD	12	5716N
49.7 cid - 70 HP	1970-69	Prestolite System (10-Tooth)	UT	PMDD	12	5718N
E75DP						
75 HP E-TECH	2009-04	UT System	UT	PMDD	12	5909N
E75DS						
75 HP E-TECH	2009-08	UT System	UT	PMDD	12	5909N
E75E						
49.7 cid - 75 HP	1988-84	Prestolite System (10-Tooth)	UT	PMDD	12	5718N
49.7 cid - 75 HP		United Tech System (9-Tooth)	UT	PMDD	12	5718N
E75ER						
49.7 cid - 75 HP	1983-80	Prestolite System (10-Tooth)	UT	PMDD	12	5718N
49.7 cid - 75 HP		United Tech System (9-Tooth)	UT	PMDD	12	5718N
E75ERL						
49.7 cid - 75 HP	1980	Prestolite System (10-Tooth)	UT	PMDD	12	5718N
49.7 cid - 75 HP		United Tech System (9-Tooth)	UT	PMDD	12	5718N
E75FP						
75 HP FICHT	2003-01	UT System	UT	PMDD	12	5762N
E75FV						
75 HP FICHT	2001	UT System	UT	PMDD	12	5762N
E75TL						
49.7 cid - 75 HP	1984	Prestolite System (10-Tooth)	UT	PMDD	12	5718N
49.7 cid - 75 HP		United Tech System (9-Tooth)	UT	PMDD	12	5718N
E75TRL						
49.7 cid - 75 HP	1983-81	Prestolite System (10-Tooth)	UT	PMDD	12	5718N
49.7 cid - 75 HP		United Tech System (9-Tooth)	UT	PMDD	12	5718N
E85 (Older Models)						
1.6L - 99.6 cid - 85 HP	1979-64	Prestolite System (Small Gear)	UT	PMDD	12	5719N
1.6L - 99.6 cid - 85 HP		United Tech System (Small Gear)	UT	PMDD	12	5719N
E85ML						
1.6L - 99.6 cid - 85 HP	1980	Prestolite System (10-Tooth)	UT	PMDD	12	5719N
1.6L - 99.6 cid - 85 HP		United Tech System (10-Tooth)	UT	PMDD	12	5719N
E85TL						
1.6L - 99.6 cid - 85 HP	1980	Prestolite System (10-Tooth)	UT	PMDD	12	5719N
1.6L - 99.6 cid - 85 HP		United Tech System (10-Tooth)	UT	PMDD	12	5719N
E85TTL						
1.6L - 99.6 cid - 85 HP	1995-91	United Tech System (10-Tooth)	UT	PMDD	12	5722N
E85TX						
1.6L - 99.6 cid - 85 HP	1980	Prestolite System (10-Tooth)	UT	PMDD	12	5719N
1.6L - 99.6 cid - 85 HP		United Tech System (10-Tooth)	UT	PMDD	12	5719N
E88MSL						
1.6L - 99.6 cid - 88 HP	1996-87	United Tech System (10-Tooth)	UT	PMDD	12	5722N
E88TSL						
1.6L - 99.6 cid - 88 HP	1996-94	United Tech System (10-Tooth)	UT	PMDD	12	5722N

STARTERS

STARTER APPLICATIONS

STARTERS

ENGINE	YEAR	APPLICATION	Mfg	Type	Volt	PART NUMBER
EVINRUDE - Marine Engine (Cont'd)						
E90 (Older Models)						
1.6L - 99.6 cid - 90 HP	1977-70	Prestolite System (Small Gear)	UT	PMDD	12	5719N
1.6L - 99.6 cid - 90 HP		United Tech System (Small Gear)	UT	PMDD	12	5719N
E90D						
90 HP E-TECH	2009-04	United Tech System	UT	PMDD	12	5909N
E90EL						
1.6L - 99.6 cid - 90 HP	1998-95	United Tech System	UT	PMDD	12	5720N
E90F						
90 HP FICHT	2003-98	United Tech System	UT	PMDD	12	5762N
E90ML						
1.6L - 99.6 cid - 90 HP	1986-81	Prestolite System (10-Tooth)	UT	PMDD	12	5719N
1.6L - 99.6 cid - 90 HP		United Tech System (10-Tooth)	UT	PMDD	12	5719N
E90PL FICHT V4						
1.7L - 105.4 cid - 90 HP	2001-99	United Tech System	UT	PMDD	12	5720N
E90SL						
1.6L - 99.6 cid - 90 HP	1998-95	United Tech System	UT	PMDD	12	5720N
E90TL						
1.6L - 99.6 cid - 90 HP	1995-81	Prestolite System (10-Tooth)	UT	PMDD	12	5719N
1.6L - 99.6 cid - 90 HP		United Tech System (10-Tooth)	UT	PMDD	12	5719N
1.6L - 99.6 cid - 90 HP		United Tech System (10-Tooth)	UT	PMDD	12	5722N
E90TSL						
1.6L - 99.6 cid - 90 HP	1998-96	United Tech System (10-Tooth)	UT	PMDD	12	5722N
E90TX						
1.6L - 99.6 cid - 90 HP	1986-81	Prestolite System (10-Tooth)	UT	PMDD	12	5719N
1.6L - 99.6 cid - 90 HP		United Tech System (10-Tooth)	UT	PMDD	12	5719N
FARYMAN - Marine Engine						
15A						
0.2L Diesel	1985-On	Bosch System (2-Bolt), Standard Finish	BO	DD	12	16450N
15D						
0.3L Diesel	1985-On	Bosch System (2-Bolt), Chrome Finish	BO	DD	12	16450CN
0.3L Diesel		Bosch System (2-Bolt), Standard Finish	BO	DD	12	16450N
18A						
0.3L Diesel	1984-78	Bosch System (2-Bolt), Chrome Finish	BO	DD	12	16450CN
0.3L Diesel		Bosch System (2-Bolt), Standard Finish	BO	DD	12	16450N
18C						
0.3L Diesel	1984-78	Bosch System (2-Bolt), Chrome Finish	BO	DD	12	16450CN
0.3L Diesel		Bosch System (2-Bolt), Standard Finish	BO	DD	12	16450N
18D						
0.3L Diesel	1985-On	Bosch System (2-Bolt), Chrome Finish	BO	DD	12	16450CN
0.3L Diesel		Bosch System (2-Bolt), Standard Finish	BO	DD	12	16450N
29C						
0.5L Diesel	1985-On	Bosch System (2-Bolt), Chrome Finish	BO	DD	12	16450CN
0.5L Diesel		Bosch System (2-Bolt), Standard Finish	BO	DD	12	16450N

STARTER APPLICATIONS

ENGINE	YEAR	APPLICATION	Mfg	Type	Volt	PART NUMBER
FNM (CMD) - Marine Engine						
AM 45 E						
4 Cyl., 83.3 cid 1.3L	All	Iskra System	BO	PMGR	12	30733N
AM 45 FT						
4 Cyl., 83.3 cid 1.3L	All	Iskra System	BO	PMGR	12	30733N
AM 60						
4 Cyl., 103.6 cid 1.7L	All	Iskra System	BO	PMGR	12	30733N
ATM 100						
4 Cyl., 103.6 cid 1.7L	All	Iskra System	BO	PMGR	12	30733N
ATM 120						
4 Cyl., 117.5 cid 1.9L	All	Iskra System	BO	PMGR	12	30733N
ATM 70						
4 Cyl., 83.3 cid 1.3L	All	Iskra System	BO	PMGR	12	30733N
ATM/P 155						
4 Cyl., 117.5 cid 1.9L	2001-On	Iskra System	BO	PMGR	12	30733N
FORCE - Marine Engine						
504						
50 HP	1989-88	United Tech Starter	UT	PMDD	12	5727N
507						
50 HP	1991-84	United Tech Starter	UT	PMDD	12	5727N
50 HP	1992	UT Starter (Serial #9500-936499)	UT	PMDD	12	5738N
50 HP		UT Starter (To Serial #9499)	UT	PMDD	12	5729N
508						
50 HP	1991-87	United Tech Starter	UT	PMDD	12	5727N
50 HP	1992	UT Starter (Serial #9500-936499)	UT	PMDD	12	5738N
50 HP		UT Starter (To Serial #9499)	UT	PMDD	12	5729N
853						
85 HP	1989-88	United Tech Starter	UT	PMDD	12	5732N
854						
85 HP	1989-88	United Tech Starter	UT	PMDD	12	5732N
856						
85 HP	1989-83	United Tech Starter	UT	PMDD	12	5732N
858						
85 HP	1989-87	United Tech Starter	UT	PMDD	12	5732N
1201						
120 HP	1992-90	UT Starter (Opt.)	UT	PMDD	12	5732N
120 HP		UT Starter (Std.)	UT	PMDD	12	5732N
1208						
120 HP	1992-90	UT Starter (Opt.)	UT	PMDD	12	5732N
120 HP		UT Starter (Std.)	UT	PMDD	12	5732N
1251						
125 HP	1989-83	United Tech Starter	UT	PMDD	12	5732N
1253						
125 HP	1989-86	United Tech Starter	UT	PMDD	12	5732N
1254						
125 HP	1989-86	United Tech Starter	UT	PMDD	12	5732N

STARTERS

STARTER APPLICATIONS

ENGINE	YEAR	APPLICATION	Mfg	Type	Volt	PART NUMBER
FORCE - Marine Engine (Cont'd)						
1258						
125 HP	1989-83	United Tech Starter	UT	PMDD	12	5732N
1501						
150 HP	1992-90	UT Starter (Opt.)	UT	PMDD	12	5732N
150 HP		UT Starter (Std.)	UT	PMDD	12	5732N
1503						
150 HP	1989	UT Starter (Opt.)	UT	PMDD	12	5732N
150 HP		UT Starter (Std.)	UT	PMDD	12	5732N
1508						
150 HP	1992-89	UT Starter (Opt.)	UT	PMDD	12	5732N
150 HP		UT Starter (Std.)	UT	PMDD	12	5732N
120ELPT						
120 HP	1999-98	United Tech Starter	UT	PMDD	12	5734N
120 HP	1997-93	United Tech Starter	UT	PMDD	12	5732N
120EXLPT						
120 HP	1999-98	United Tech Starter	UT	PMDD	12	5734N
120 HP	1997-93	United Tech Starter	UT	PMDD	12	5732N
120LD9 L-DRIVE						
120 HP	1992-90	United Tech Starter	UT	PMDD	12	5732N
125LD9 L-DRIVE						
125 HP	1989-86	United Tech Starter	UT	PMDD	12	5732N
150ELPT						
150 HP	1994-93	UT Starter (Opt.)	UT	PMDD	12	5732N
150 HP		UT Starter (Std.)	UT	PMDD	12	5732N
150EXLPT						
150 HP	1994-93	UT Starter (Opt.)	UT	PMDD	12	5732N
150 HP		UT Starter (Std.)	UT	PMDD	12	5732N
256F						
25 HP	1989	United Tech Starter	UT	PMDD	12	5725N
257F						
25 HP	1989	United Tech Starter	UT	PMDD	12	5725N
353F						
35 HP	1991-90	United Tech Starter	UT	PMDD	12	5725N
356F						
35 HP	1991-90	United Tech Starter	UT	PMDD	12	5725N
357F						
35 HP	1996-86	United Tech Starter	UT	PMDD	12	5725N
35 HP	1989-86	Prestolite Starter	PS	DD	12	5396N
35 HP		United Tech Starter	UT	PMDD	12	5727N
358F						
35 HP	1991-90	United Tech Starter	UT	PMDD	12	5725N
407F / 408F						
40 HP	1992	United Tech Starter	UT	PMDD	12	5729N
40EL						
40 HP	1999-95	United Tech Starter	UT	PMDD	12	5738N
40 HP	1994-93	UT Starter (Serial #9500-936499)	UT	PMDD	12	5738N
40 HP		UT Starter (To Serial #9499)	UT	PMDD	12	5729N

STARTERS

STARTER APPLICATIONS

ENGINE	YEAR	APPLICATION	Mfg	Type	Volt	PART NUMBER
FORCE - Marine Engine (Cont'd)						
40ELPT						
40 HP	1999-95	United Tech Starter	UT	PMDD	12	5738N
40 HP	1994-93	UT Starter (Serial #9500-936499)	UT	PMDD	12	5738N
40 HP		UT Starter (To Serial #9499)	UT	PMDD	12	5729N
50EL						
50 HP	1999-93	United Tech Starter	UT	PMDD	12	5738N
50ELPT						
50 HP	1999-93	United Tech Starter	UT	PMDD	12	5738N
706F						
70 HP	1992-91	United Tech Starter	UT	PMDD	12	5732N
708F						
70 HP	1992-91	United Tech Starter	UT	PMDD	12	5732N
70EL						
70 HP	1995-93	United Tech Starter	UT	PMDD	12	5732N
70ELPT						
70 HP	1995-93	United Tech Starter	UT	PMDD	12	5732N
75EL						
75 HP	1999-98	UT Starter (Serial #OE318772-On)	UT	PMDD	12	5734N
75 HP		UT Starter (To Serial #OE318771)	UT	PMDD	12	5732N
75 HP	1997	United Tech Starter	UT	PMDD	12	5732N
75ELPT						
75 HP	1999-98	UT Starter (Serial #OE318772-On)	UT	PMDD	12	5734N
75 HP		UT Starter (To Serial #OE318771)	UT	PMDD	12	5732N
75 HP	1997	United Tech Starter	UT	PMDD	12	5732N
85LD9 L-DRIVE						
85 HP	1989	United Tech Starter	UT	PMDD	12	5732N
903F						
90 HP	1992-91	UT Starter (Opt.)	UT	PMDD	12	5732N
90 HP		UT Starter (Std.)	UT	PMDD	12	5732N
90 HP	1990	United Tech Starter	UT	PMDD	12	5732N
906F						
90 HP	1992-91	UT Starter (Opt.)	UT	PMDD	12	5732N
90 HP		UT Starter (Std.)	UT	PMDD	12	5732N
90 HP	1990	United Tech Starter	UT	PMDD	12	5732N
908F						
90 HP	1992-91	UT Starter (Opt.)	UT	PMDD	12	5732N
90 HP		UT Starter (Std.)	UT	PMDD	12	5732N
90 HP	1990	United Tech Starter	UT	PMDD	12	5732N
90EL						
90 HP	1994-93	UT Starter (Opt.)	UT	PMDD	12	5732N
90 HP		UT Starter (Std.)	UT	PMDD	12	5732N
90ELPT						
90 HP	1999-98	UT Starter (Serial #OE318772-On)	UT	PMDD	12	5734N
90 HP		UT Starter (To Serial #OE318771)	UT	PMDD	12	5732N
90 HP	1997-95	United Tech Starter	UT	PMDD	12	5732N
90 HP	1994-93	UT Starter (Opt.)	UT	PMDD	12	5732N
90 HP		UT Starter (Std.)	UT	PMDD	12	5732N

STARTERS

STARTER APPLICATIONS

STARTERS

ENGINE	YEAR	APPLICATION	Mfg	Type	Volt	PART NUMBER
FORCE - Marine Engine (Cont'd)						
90EXLPT						
90 HP	1999-98	UT Starter (Serial #OE318772-On)	UT	PMDD	12	5734N
90 HP		UT Starter (To Serial #OE318771)	UT	PMDD	12	5732N
90 HP	1997-95	United Tech Starter	UT	PMDD	12	5732N
90 HP	1994-93	UT Starter (Opt.)	UT	PMDD	12	5732N
90 HP		UT Starter (Std.)	UT	PMDD	12	5732N
90LD9 L-DRIVE						
90 HP	1991-90	United Tech Starter	UT	PMDD	12	5732N
FORD - Marine Engine						
Various Models						
Fords	All	2 3/8" Ext. Into Flywheel, CW, B+ Stud	FD	DD	12	3182N
Fords		2 3/8" Ext. Into Flywheel, CW, B+ Tab	FD	DD	12	3182N
Fords		2 3/8" Ext., Solenoid on Str., CW	FD	DD	12	3142N
Fords		2 3/8" Ext., Threaded Ear, CCW, B+ Stud	FD	DD	12	3141N
Fords		2 3/8" Ext., Threaded Ear, CCW, B+ Tab	FD	DD	12	3141N
Fords		2 3/8" Ext., Threaded Ear, CW, B+ Stud	FD	DD	12	3159N
Fords		2 3/8" Ext., Threaded Ear, CW, B+ Tab	FD	DD	12	3159N
Fords		4" MOD, 3-Bolt, CW	FD	DD	12	3183N
Fords		PMGR replacement, 3 Bolt, CW	FD	DD	12	3183N
GRAY - Marine Engine						
91						
Various	1968-66	Opt. Hi Performance PG260M	DR	PMGR	12	3631N-PG
Various		w/CW	DR	DD	12	3838N
112						
Various	1968-66	Opt. Hi Performance PG260M	DR	PMGR	12	3631N-PG
Various		w/CW	DR	DD	12	3838N
162						
Various	1968-66	Opt. Hi Performance PG260M	DR	PMGR	12	3631N-PG
Various		w/CW	DR	DD	12	3838N
226						
Various	1968-66	Opt. Hi Performance PG260M	DR	PMGR	12	3631N-PG
Various		w/CW	DR	DD	12	3838N
232						
Various	1968-66	Opt. Hi Performance PG260M	DR	PMGR	12	3631N-PG
Various		w/CW	DR	DD	12	3838N
287						
Various	1968-66	Opt. Hi Performance PG260M	DR	PMGR	12	3631N-PG
Various		w/CW	DR	DD	12	3838N
HARDIN - Stern Drive						
455						
8 Cyl., 455 cid 7.5L	1965-On	All	DR	DD	12	3697N
HINO - Marine Engine						
WO4CTA						
4 Cyl., 234 cid 3.8L	1997-90	All	ND	OSGR	12	17292N
WO4CTI						
4 Cyl., 234 cid 3.8L	1997-90	All	ND	OSGR	12	17292N

STARTER APPLICATIONS

ENGINE	YEAR	APPLICATION	Mfg	Type	Volt	PART NUMBER
HINO - Marine Engine (Cont'd)						
WO6DTA						
6 Cyl., 351 cid 5.7L	1997-90	All	ND	OSGR	12	17292N
WO6DTI						
6 Cyl., 351 cid 5.7L	1997-90	All	ND	OSGR	12	17292N
HONDA - Marine Engine						
BF115						
115 HP	2006-99	Mitsubishi System	MI	PMGR	12	19603N
BF130						
130 HP	2004-99	Mitsubishi System	MI	PMGR	12	19603N
BF35						
35 HP	1997-95	All	HI	DD	12	18317N
BF40						
40 HP	2006-95	All	HI	DD	12	18317N
BF45						
45 HP	1997-95	All	HI	DD	12	18317N
BF50						
50 HP	2006-95	All	HI	DD	12	18317N
BF75						
75 HP	2006-97	Mitsubishi System, Aftermarket Design	MI	PMGR	12	19602N
75 HP		Mitsubishi System, OE Design	MI	PMGR	12	19602N
BF90						
90 HP	2006-97	Mitsubishi System, Aftermarket Design	MI	PMGR	12	19602N
90 HP		Mitsubishi System, OE Design	MI	PMGR	12	19602N
HONDA - Personal Watercraft						
AquaTrax F-12						
1235cc	2007-03	Mitsuba System	MT	PMDD	12	18431N
1235cc	2002	Mitsuba System	MT	PMDD	12	18431N
AquaTrax F-12X						
1235cc	2007-03	Mitsuba System	MT	PMDD	12	18431N
1235cc	2002	Mitsuba System	MT	PMDD	12	18431N
AquaTrax F-12X GPScape						
1235cc	2007-06	Mitsuba System	MT	PMDD	12	18431N
1235cc	2005	Mitsuba System	MT	PMDD	12	18431N
AquaTrax R-12						
1235cc	2006-05	Mitsuba System	MT	PMDD	12	18431N
1235cc	2004	Mitsuba System	MT	PMDD	12	18431N
AquaTrax R-12X						
1235cc	2007-04	Mitsuba System	MT	PMDD	12	18431N
1235cc	2003	Mitsuba System	MT	PMDD	12	18431N
JACUZZI JET - Stern Drive						
455						
8 Cyl., 455 cid 7.5L	1965-On	Delco System	DR	DD	12	3697N

STARTERS

STARTER APPLICATIONS

ENGINE	YEAR	APPLICATION	Mfg	Type	Volt	PART NUMBER
JOHN DEERE - Marine Engine						
4039DFM						
4 Cyl., 239 cid 3.9L	All	28MT, 10-Tooth, 24V, Wet Clutch (Code 3014)	DR	OSGR	24	6596N
4 Cyl., 239 cid 3.9L		28MT, 10-Tooth, Dry Clutch (Code 3006)	DR	OSGR	12	6570N
4 Cyl., 239 cid 3.9L		28MT, 10-Tooth, Wet Clutch (Code 3006)	DR	OSGR	12	6577N
4 Cyl., 239 cid 3.9L		28MT, 10-Tooth, Wet Clutch, w/Grd. Hole (Code 3006)	DR	OSGR	12	6601N
4 Cyl., 239 cid 3.9L		DD, 10-T, wo/Ground Stud In CE Plate (Code 3007)	ND	DD	12	17618N
4 Cyl., 239 cid 3.9L		DD, 10-T, wo/Ground Stud In CE Plate (Code 3017)	ND	DD	12	17618N
4 Cyl., 239 cid 3.9L		DD, 10-Tooth Drive (Code 3006)	DR	OSGR	12	6570N
4 Cyl., 239 cid 3.9L		OSGR, 10-Tooth Drive (Code 3002)	ND	OSGR	12	17630N
4 Cyl., 239 cid 3.9L		OSGR, 11-Tooth Drive (Code 3001)	ND	OSGR	12	17362N
4 Cyl., 239 cid 3.9L		OSGR, 13-Tooth Drive (Code 3001)	ND	OSGR	12	17362N
4 Cyl., 239 cid 3.9L		OSGR: 11-T, w/Ground Stud in DE Frame (Code 3015)	ND	OSGR	24	18458N
4 Cyl., 239 cid 3.9L		OSGR: 11-T, wo/Ground Stud (Code 3007)	ND	OSGR	12	18455N
4 Cyl., 239 cid 3.9L		OSGR: 11-T, wo/Ground Stud (Code 3017)	ND	OSGR	12	18455N
4045DFM50						
4 Cyl., 276 cid 4.5L	All	28MT, 10-Tooth, 24V, Wet Clutch (Code 3009)	DR	OSGR	24	6596N
4 Cyl., 276 cid 4.5L		28MT, 10-Tooth, Wet Clutch, w/Grd. Hole (Code 3008)	DR	OSGR	12	6601N
4 Cyl., 276 cid 4.5L		Denso w/ Grd. Stud in DE frame	ND	OSGR	24	19847N
4 Cyl., 276 cid 4.5L		OSGR, 10-Tooth Drive (Code 3012)	ND	OSGR	12	17630N
4 Cyl., 276 cid 4.5L		OSGR, 11-T, wo/Ground Stud in DE Frame (Code 3006)	ND	OSGR	12	18018N
4 Cyl., 276 cid 4.5L		OSGR, 11-T, wo/Ground Stud in DE Frame (Code 3041)	ND	OSGR	24	19848N
4 Cyl., 276 cid 4.5L		OSGR, 11-Tooth Drive (Code 3007)	ND	OSGR	12	17362N
4 Cyl., 276 cid 4.5L		OSGR, 13-Tooth Drive (Code 3007)	ND	OSGR	12	17362N
4 Cyl., 276 cid 4.5L		OSGR: 11-T, wo/Ground Stud (Code 3010)	ND	OSGR	12	18455N
4045DFM70						
4 Cyl., 276 cid 4.5L	2007-04	28MT, 10-Tooth, 24V, Wet Clutch (Code 3009)	DR	OSGR	24	6596N
4 Cyl., 276 cid 4.5L		28MT, 10-Tooth, Dry Clutch (Code 3008)	DR	OSGR	12	6570N
4 Cyl., 276 cid 4.5L		28MT, 10-Tooth, Wet Clutch (Code 3008)	DR	OSGR	12	6577N
4 Cyl., 276 cid 4.5L		28MT, 10-Tooth, Wet Clutch, w/Grd. Hole (Code 3008)	DR	OSGR	12	6601N
4 Cyl., 276 cid 4.5L		Denso w/ Grd. Stud in DE frame	ND	OSGR	24	19847N
4 Cyl., 276 cid 4.5L		OSGR, 10-Tooth Drive (Code 3012)	ND	OSGR	12	17630N
4 Cyl., 276 cid 4.5L		OSGR, 11-T, wo/Ground Stud in DE Frame (Code 3006)	ND	OSGR	12	18018N
4 Cyl., 276 cid 4.5L		OSGR, 11-T, wo/Ground Stud in DE Frame (Code 3041)	ND	OSGR	24	19848N
4 Cyl., 276 cid 4.5L		OSGR, 11-Tooth Drive (Code 3007)	ND	OSGR	12	17362N
4 Cyl., 276 cid 4.5L		OSGR, 13-Tooth Drive (Code 3007)	ND	OSGR	12	17362N
4045TFM						
4 Cyl., 276 cid 4.5L	All	28MT, 10-Tooth, 24V, Wet Clutch (Code 3014)	DR	OSGR	24	6596N
4 Cyl., 276 cid 4.5L		28MT, 10-Tooth, Dry Clutch (Code 3006)	DR	OSGR	12	6570N
4 Cyl., 276 cid 4.5L		28MT, 10-Tooth, Wet Clutch (Code 3006)	DR	OSGR	12	6577N
4 Cyl., 276 cid 4.5L		28MT, 10-Tooth, Wet Clutch, w/Grd. Hole (Code 3006)	DR	OSGR	12	6601N
4 Cyl., 276 cid 4.5L		DD, 10-T, wo/Ground Stud In CE Plate (Code 3007)	ND	DD	12	17618N
4 Cyl., 276 cid 4.5L		DD, 10-T, wo/Ground Stud In CE Plate (Code 3017)	ND	DD	12	17618N
4 Cyl., 276 cid 4.5L		DD, 10-Tooth Drive (Code 3006)	DR	OSGR	12	6570N
4 Cyl., 276 cid 4.5L		OSGR, 10-Tooth Drive (Code 3002)	ND	OSGR	12	17630N
4 Cyl., 276 cid 4.5L		OSGR, 11-Tooth Drive (Code 3001)	ND	OSGR	12	17362N
4 Cyl., 276 cid 4.5L		OSGR, 13-Tooth Drive (Code 3001)	ND	OSGR	12	17362N
4 Cyl., 276 cid 4.5L		OSGR: 11-T, w/Ground Stud in DE Frame (Code 3015)	ND	OSGR	24	18458N
4 Cyl., 276 cid 4.5L		OSGR: 11-T, wo/Ground Stud (Code 3007)	ND	OSGR	12	18455N
4 Cyl., 276 cid 4.5L		OSGR: 11-T, wo/Ground Stud (Code 3017)	ND	OSGR	12	18455N
4045TFM50						
4 Cyl., 276 cid 4.5L	All	Denso w/ Grd. Stud in DE frame	ND	OSGR	24	19847N
4 Cyl., 276 cid 4.5L		OSGR, 10-Tooth Drive (Code 3012)	ND	OSGR	12	17630N
4 Cyl., 276 cid 4.5L		OSGR, 11-T, wo/Ground Stud in DE Frame (Code 3006)	ND	OSGR	12	18018N
4 Cyl., 276 cid 4.5L		OSGR, 11-T, wo/Ground Stud in DE Frame (Code 3041)	ND	OSGR	24	19848N
4 Cyl., 276 cid 4.5L		OSGR, 11-Tooth Drive (Code 3007)	ND	OSGR	12	17362N
4 Cyl., 276 cid 4.5L		OSGR, 13-Tooth Drive (Code 3007)	ND	OSGR	12	17362N

STARTERS

STARTER APPLICATIONS

ENGINE	YEAR	APPLICATION	Mfg	Type	Volt	PART NUMBER
JOHN DEERE - Marine Engine (Cont'd)						
4045TFM75						
4 Cyl., 276 cid 4.5L	2007-04	28MT, 10-Tooth, 24V, Wet Clutch (Code 3009)	DR	OSGR	24	6596N
4 Cyl., 276 cid 4.5L		28MT, 10-Tooth, Dry Clutch (Code 3008)	DR	OSGR	12	6570N
4 Cyl., 276 cid 4.5L		28MT, 10-Tooth, Wet Clutch (Code 3008)	DR	OSGR	12	6577N
4 Cyl., 276 cid 4.5L		28MT, 10-Tooth, Wet Clutch, w/Grd. Hole (Code 3008)	DR	OSGR	12	6601N
4 Cyl., 276 cid 4.5L		Denso w/ Grd. Stud in DE frame	ND	OSGR	24	19847N
4 Cyl., 276 cid 4.5L		OSGR, 10-Tooth Drive (Code 3012)	ND	OSGR	12	17630N
4 Cyl., 276 cid 4.5L		OSGR, 11-T, wo/Ground Stud in DE Frame (Code 3006)	ND	OSGR	12	18018N
4 Cyl., 276 cid 4.5L		OSGR, 11-T, wo/Ground Stud in DE Frame (Code 3041)	ND	OSGR	24	19848N
4 Cyl., 276 cid 4.5L		OSGR, 11-Tooth Drive (Code 3007)	ND	OSGR	12	17362N
4 Cyl., 276 cid 4.5L		OSGR, 13-Tooth Drive (Code 3007)	ND	OSGR	12	17362N
6068DFM						
6 Cyl., 414 cid 6.8L	All	37MT, 10-T, 24V, wo/Ground Stud on Case (Code 3016)	DR	DD	24	6278N
6068SFM50						
6 Cyl., 414 cid 6.8L	2007-04	Denso w/ Grd. Stud in DE frame	ND	OSGR	24	19847N
6 Cyl., 414 cid 6.8L		OSGR, 11-T, wo/Ground Stud in DE Frame (Code 3006)	ND	OSGR	12	18018N
6 Cyl., 414 cid 6.8L		OSGR, 11-T, wo/Ground Stud in DE Frame (Code 3041)	ND	OSGR	24	19848N
6068SFM75						
6 Cyl., 414 cid 6.8L	2007-04	OSGR, 11-T, wo/Ground Stud in DE Frame (Code 3006)	ND	OSGR	12	18018N
6068TFM						
6 Cyl., 414 cid 6.8L	All	37MT, 10-T, 24V, wo/Ground Stud on Case (Code 3016)	DR	DD	24	6278N
6068TFM50						
6 Cyl., 414 cid 6.8L	All	Denso w/ Grd. Stud in DE frame	ND	OSGR	24	19847N
6 Cyl., 414 cid 6.8L		OSGR, 11-T, wo/Ground Stud in DE Frame (Code 3006)	ND	OSGR	12	18018N
6 Cyl., 414 cid 6.8L		OSGR, 11-T, wo/Ground Stud in DE Frame (Code 3041)	ND	OSGR	24	19848N
6068TFM75						
6 Cyl., 414 cid 6.8L	2007-04	Denso w/ Grd. Stud in DE frame	ND	OSGR	24	19847N
6 Cyl., 414 cid 6.8L		OSGR, 11-T, wo/Ground Stud in DE Frame (Code 3006)	ND	OSGR	12	18018N
6 Cyl., 414 cid 6.8L		OSGR, 11-T, wo/Ground Stud in DE Frame (Code 3041)	ND	OSGR	24	19848N
6068TFM76						
6 Cyl., 414 cid 6.8L	2007-04	Denso w/ Grd. Stud in DE frame	ND	OSGR	24	19847N
6 Cyl., 414 cid 6.8L		OSGR, 11-T, wo/Ground Stud in DE Frame (Code 3006)	ND	OSGR	12	18018N
6 Cyl., 414 cid 6.8L		OSGR, 11-T, wo/Ground Stud in DE Frame (Code 3041)	ND	OSGR	24	19848N
6076AFM						
6 Cyl., 466 cid 7.6L	All	37MT, 10-T, 24V, wo/Ground Stud on Case (Code 3016)	DR	DD	24	6278N
6 Cyl., 466 cid 7.6L		DD, 10-T, wo/Ground Stud In CE Plate (Code 3004)	ND	DD	12	17618N
6076AFM30						
6 Cyl., 466 cid 7.6L	All	37MT, 10-T, 24V, wo/Ground Stud on Case (Code 3016)	DR	DD	24	6278N
6 Cyl., 466 cid 7.6L		DD, 10-T, wo/Ground Stud In CE Plate (Code 3004)	ND	DD	12	17618N
6081AFM01						
6 Cyl., 496 cid 8.1L	All	37MT, 10-T, 24V, wo/Ground Stud on Case (Code 3016)	DR	DD	24	6278N
6 Cyl., 496 cid 8.1L		Denso w/ Grd. Stud in DE frame	ND	OSGR	24	19847N
6 Cyl., 496 cid 8.1L		OSGR, 11-T, wo/Ground Stud in DE Frame (Code 3003)	ND	OSGR	24	19848N
6 Cyl., 496 cid 8.1L		OSGR, 11-T, wo/Ground Stud in DE Frame (Code 3004)	ND	OSGR	12	18018N
6081AFM75						
6 Cyl., 496 cid 8.1L	2007-04	37MT, 10-T, 24V, wo/Ground Stud on Case (Code 3016)	DR	DD	24	6278N
6 Cyl., 496 cid 8.1L		Denso w/ Grd. Stud in DE frame	ND	OSGR	24	19847N
6 Cyl., 496 cid 8.1L		OSGR, 11-T, wo/Ground Stud in DE Frame (Code 3003)	ND	OSGR	24	19848N
6 Cyl., 496 cid 8.1L		OSGR, 11-T, wo/Ground Stud in DE Frame (Code 3004)	ND	OSGR	12	18018N

STARTERS

STARTER APPLICATIONS

STARTERS

ENGINE	YEAR	APPLICATION	Mfg	Type	Volt	PART NUMBER
JOHN DEERE - Marine Engine (Cont'd)						
6125AFM01						
6 Cyl., 766 cid 12.5L	All	Denso System (12V) (Code 3006)	ND	PLGR	12	19849N
6 Cyl., 766 cid 12.5L		Denso System (12V) (Code 3007)	ND	PLGR	12	19849N
6 Cyl., 766 cid 12.5L		Denso System (12V) (Code 3008)	ND	PLGR	12	19849N
6125AFM75						
6 Cyl., 763 cid 12.5L	2007-04	Denso System (12V) (Code 3006)	ND	PLGR	12	19849N
6 Cyl., 763 cid 12.5L		Denso System (12V) (Code 3008)	ND	PLGR	12	19849N
6125SFM75						
6 Cyl., 766 cid 12.5L	2007-04	Denso System (12V) (Code 3006)	ND	PLGR	12	19849N
6 Cyl., 766 cid 12.5L		Denso System (12V) (Code 3008)	ND	PLGR	12	19849N
JOHNSON - Marine Engine						
35E3						
34.5 cid - 35 HP	1999	United Tech System	UT	PMDD	12	5715N
100 (Older Models)						
99.6 cid - 100 HP	1979-69	Prestolite System (Small Gear)	UT	PMDD	12	5719N
99.6 cid - 100 HP		United Tech System (Small Gear)	UT	PMDD	12	5719N
100CTL						
99.6 cid - 100 HP	1987	Prestolite System (10-Tooth)	UT	PMDD	12	5719N
99.6 cid - 100 HP		United Tech System (10-Tooth)	UT	PMDD	12	5719N
100CWTX						
99.6 cid - 100 HP	1987	Prestolite System (10-Tooth)	UT	PMDD	12	5719N
99.6 cid - 100 HP		United Tech System (10-Tooth)	UT	PMDD	12	5719N
100ML						
99.6 cid - 100 HP	1980	Prestolite System (10-Tooth)	UT	PMDD	12	5719N
99.6 cid - 100 HP		United Tech System (10-Tooth)	UT	PMDD	12	5719N
100STL						
99.6 cid - 100 HP	1995-94	United Tech System (10-Tooth)	UT	PMDD	12	5722N
99.6 cid - 100 HP	1994-89	Prestolite System (10-Tooth)	UT	PMDD	12	5719N
99.6 cid - 100 HP		United Tech System (10-Tooth)	UT	PMDD	12	5719N
100TRL						
99.6 cid - 100 HP	1980	Prestolite System (10-Tooth)	UT	PMDD	12	5719N
99.6 cid - 100 HP		United Tech System (10-Tooth)	UT	PMDD	12	5719N
100TRX						
99.6 cid - 100 HP	1980	Prestolite System (10-Tooth)	UT	PMDD	12	5719N
99.6 cid - 100 HP		United Tech System (10-Tooth)	UT	PMDD	12	5719N
100WML						
99.6 cid - 100 HP	1986-85	Prestolite System (10-Tooth)	UT	PMDD	12	5719N
99.6 cid - 100 HP		United Tech System (10-Tooth)	UT	PMDD	12	5719N
100WP						
99.6 cid - 100 HP	2001-99	United Tech System	UT	PMDD	12	5720N
100WQ						
99.6 cid - 100 HP	1998	United Tech System	UT	PMDD	12	5720N
100WT						
99.6 cid - 100 HP	1997-94	United Tech System (10-Tooth)	UT	PMDD	12	5722N
99.6 cid - 100 HP	1994-85	Prestolite System (10-Tooth)	UT	PMDD	12	5719N
99.6 cid - 100 HP		United Tech System (10-Tooth)	UT	PMDD	12	5719N

STARTER APPLICATIONS

ENGINE	YEAR	APPLICATION	Mfg	Type	Volt	PART NUMBER
JOHNSON - Marine Engine (Cont'd)						
10E						
13.2 cid - 9.9 HP	1992-85	United Tech System	UT	PMDD	12	5710N
15.6 cid - 9.9 HP	2001-98	United Tech System	UT	PMDD	12	5779N
15.6 cid - 9.9 HP	1997-93	United Tech System	UT	PMDD	12	5779N
10EL						
13.2 cid - 9.9 HP	1993-80	United Tech System	UT	PMDD	12	5710N
15.6 cid - 9.9 HP	1998-94	United Tech System	UT	PMDD	12	5779N
10FEX 4-Stroke						
18.6 cid - 9.9 HP	1998-95	United Tech System	UT	PMDD	12	5711N
10FREL 4-Stroke						
18.6 cid - 9.9 HP	1998-95	United Tech System	UT	PMDD	12	5711N
10RE						
13.2 cid - 9.9 HP	1992-90	United Tech System	UT	PMDD	12	5710N
15.6 cid - 9.9 HP	2001-98	United Tech System	UT	PMDD	12	5779N
15.6 cid - 9.9 HP	1997-93	United Tech System	UT	PMDD	12	5779N
10SE						
13.2 cid - 9.9 HP	1992-80	United Tech System	UT	PMDD	12	5710N
15.6 cid - 9.9 HP	2001-98	United Tech System	UT	PMDD	12	5779N
15.6 cid - 9.9 HP	1997-93	United Tech System	UT	PMDD	12	5779N
10TE						
15.6 cid - 9.9 HP	2001-99	United Tech System	UT	PMDD	12	5779N
10TEL						
15.6 cid - 9.9 HP	2001-99	United Tech System	UT	PMDD	12	5779N
110ML						
99.6 cid - 110 HP	1989-86	Prestolite System (10-Tooth)	UT	PMDD	12	5719N
99.6 cid - 110 HP		United Tech System (10-Tooth)	UT	PMDD	12	5719N
110TL						
99.6 cid - 110 HP	1989-86	Prestolite System (10-Tooth)	UT	PMDD	12	5719N
99.6 cid - 110 HP		United Tech System (10-Tooth)	UT	PMDD	12	5719N
110TX						
99.6 cid - 110 HP	1989-87	Prestolite System (10-Tooth)	UT	PMDD	12	5719N
99.6 cid - 110 HP		United Tech System (10-Tooth)	UT	PMDD	12	5719N
112TSL						
99.6 cid - 112 HP	1996-94	United Tech System (10-Tooth)	UT	PMDD	12	5722N
112TSX						
99.6 cid - 112 HP	1996-94	United Tech System (10-Tooth)	UT	PMDD	12	5722N
115 (Older Models)						
99.6 cid - 115 HP	1979-73	Prestolite System (10-Tooth)	UT	PMDD	12	5719N
99.6 cid - 115 HP		United Tech System (10-Tooth)	UT	PMDD	12	5719N
115EL						
105.4 cid - 115 HP	1997-95	United Tech System	UT	PMDD	12	5720N
105.4 cid - 115 HP	1998	United Tech System	UT	PMDD	12	5720N
115FS						
115 HP	1998	United Tech System	UT	PMDD	12	5762N
115FT						
115 HP	1998	United Tech System	UT	PMDD	12	5762N

STARTERS

STARTER APPLICATIONS

ENGINE	YEAR	APPLICATION	Mfg	Type	Volt	PART NUMBER
JOHNSON - Marine Engine (Cont'd)						
115GL						
105.4 cid - 115 HP	2006-98	United Tech System	UT	PMDD	12	5720N
105.4 cid - 115 HP	1997-95	United Tech System	UT	PMDD	12	5720N
115J Jet						
105.4 cid - 80 HP	2001-98	United Tech System	UT	PMDD	12	5720N
99.6 cid - 80 HP	1997-94	United Tech System (10-Tooth)	UT	PMDD	12	5722N
99.6 cid - 80 HP	1993-91	United Tech System (10-Tooth)	UT	PMDD	12	5719N
115ML						
99.6 cid - 115 HP	1995-94	United Tech System (10-Tooth)	UT	PMDD	12	5722N
99.6 cid - 115 HP	1994-80	United Tech System (10-Tooth)	UT	PMDD	12	5719N
99.6 cid - 115 HP	1984-80	Prestolite System (10-Tooth)	UT	PMDD	12	5719N
115PL						
105.4 cid - 115 HP	2006-99	United Tech System	UT	PMDD	12	5720N
115PX						
105.4 cid - 115 HP	2006-99	United Tech System	UT	PMDD	12	5720N
115SL						
105.4 cid - 115 HP	1997-95	United Tech System	UT	PMDD	12	5720N
105.4 cid - 115 HP	1998	United Tech System	UT	PMDD	12	5720N
115SP						
105.4 cid - 115 HP	2000-99	United Tech System	UT	PMDD	12	5720N
115SX						
105.4 cid - 115 HP	1997-95	United Tech System	UT	PMDD	12	5720N
105.4 cid - 115 HP	1998	United Tech System	UT	PMDD	12	5720N
115TL						
99.6 cid - 115 HP	1996-94	United Tech System (10-Tooth)	UT	PMDD	12	5722N
99.6 cid - 115 HP	1994-80	United Tech System (10-Tooth)	UT	PMDD	12	5719N
99.6 cid - 115 HP	1984-80	Prestolite System (10-Tooth)	UT	PMDD	12	5719N
115TSL						
99.6 cid - 115 HP	1998-97	United Tech System (10-Tooth)	UT	PMDD	12	5722N
115TSX						
99.6 cid - 115 HP	1998-97	United Tech System (10-Tooth)	UT	PMDD	12	5722N
115TX						
99.6 cid - 115 HP	1996-94	United Tech System (10-Tooth)	UT	PMDD	12	5722N
99.6 cid - 115 HP	1994-80	United Tech System (10-Tooth)	UT	PMDD	12	5719N
99.6 cid - 115 HP	1985-80	Prestolite System (10-Tooth)	UT	PMDD	12	5719N
115VL						
105.4 cid - 115 HP	2002-00	United Tech System	UT	PMDD	12	5720N
115VX						
105.4 cid - 115 HP	2002-00	United Tech System	UT	PMDD	12	5720N
115WP						
105.4 cid - 115 HP	2005-04	United Tech System	UT	PMDD	12	5720N
120TL						
110.0 cid - 120 HP	1987-85	United Tech System (10-Tooth)	UT	PMDD	12	5721N
122.0 cid - 120 HP	1994-88	United Tech System (10-Tooth)	UT	PMDD	12	5721N
120TX						
110.0 cid - 120 HP	1987-85	United Tech System (10-Tooth)	UT	PMDD	12	5721N
122.0 cid - 120 HP	1994-88	United Tech System (10-Tooth)	UT	PMDD	12	5721N

STARTERS

STARTER APPLICATIONS

ENGINE	YEAR	APPLICATION	Mfg	Type	Volt	PART NUMBER
JOHNSON - Marine Engine (Cont'd)						
125 (Older Models)						
110 cid - 125 HP	1977-73	Prestolite System (10-Tooth)	UT	PMDD	12	5719N
110 cid - 125 HP		United Tech System (10-Tooth)	UT	PMDD	12	5719N
130CX						
122.0 cid - 130 HP	1996-95	United Tech System (10-Tooth)	UT	PMDD	12	5721N
130PL						
122.0 cid - 130 HP	2000-99	United Tech System (10-Tooth)	UT	PMDD	12	5721N
130PX						
122.0 cid - 130 HP	2000-99	United Tech System (10-Tooth)	UT	PMDD	12	5721N
130TL						
122.0 cid - 130 HP	1998-95	United Tech System (10-Tooth)	UT	PMDD	12	5721N
130TX						
122.0 cid - 130 HP	1998-95	United Tech System (10-Tooth)	UT	PMDD	12	5721N
130VX						
122.0 cid - 130 HP	2000	United Tech System (10-Tooth)	UT	PMDD	12	5721N
135 (Older Models)						
122.0 cid - 135 HP	1977-73	Prestolite System (10-Tooth)	UT	PMDD	12	5719N
122.0 cid - 135 HP		United Tech System (10-Tooth)	UT	PMDD	12	5719N
135PL						
135 HP	2001	United Tech System (10-Tooth)	UT	PMDD	12	5721N
135VL						
135 HP	2001	United Tech System (10-Tooth)	UT	PMDD	12	5721N
135VX						
135 HP	2001	United Tech System (10-Tooth)	UT	PMDD	12	5721N
140 (Older Models)						
99.6 cid - 140 HP	1979-73	Prestolite System (10-Tooth)	UT	PMDD	12	5719N
99.6 cid - 140 HP		United Tech System (10-Tooth)	UT	PMDD	12	5719N
140CX						
122.0 cid - 140 HP	1994-88	United Tech System (10-Tooth)	UT	PMDD	12	5721N
140ML						
99.6 cid - 140 HP	1980	Prestolite System (10-Tooth)	UT	PMDD	12	5719N
99.6 cid - 140 HP		United Tech System (10-Tooth)	UT	PMDD	12	5719N
140TL						
110.0 cid - 140 HP	1987-85	United Tech System (10-Tooth)	UT	PMDD	12	5721N
122.0 cid - 140 HP	1994-88	United Tech System (10-Tooth)	UT	PMDD	12	5721N
99.6 cid - 140 HP	1984-80	Prestolite System (10-Tooth)	UT	PMDD	12	5719N
99.6 cid - 140 HP		United Tech System (10-Tooth)	UT	PMDD	12	5719N
140TRL						
99.6 cid - 140 HP	1983	Prestolite System (10-Tooth)	UT	PMDD	12	5719N
99.6 cid - 140 HP		United Tech System (10-Tooth)	UT	PMDD	12	5719N
140TRX						
99.6 cid - 140 HP	1983	Prestolite System (10-Tooth)	UT	PMDD	12	5719N
99.6 cid - 140 HP		United Tech System (10-Tooth)	UT	PMDD	12	5719N
140TX						
110.0 cid - 140 HP	1987-85	United Tech System (10-Tooth)	UT	PMDD	12	5721N
122.0 cid - 140 HP	1994-88	United Tech System (10-Tooth)	UT	PMDD	12	5721N
99.6 cid - 140 HP	1984-80	Prestolite System (10-Tooth)	UT	PMDD	12	5719N

STARTERS

STARTER APPLICATIONS

ENGINE	YEAR	APPLICATION	Mfg	Type	Volt	PART NUMBER
JOHNSON - Marine Engine (Cont'd)						
140TX (Cont'd)						
99.6 cid - 140 HP		United Tech System (10-Tooth)	UT	PMDD	12	5719N
140TXL						
99.6 cid - 140 HP	1982	Prestolite System (10-Tooth)	UT	PMDD	12	5719N
99.6 cid - 140 HP		United Tech System (10-Tooth)	UT	PMDD	12	5719N
150 (Older Models)						
149.4 cid - 150 HP	1979-77	Prestolite System (8-Tooth)	UT	PMDD	12	5709N
149.4 cid - 150 HP		United Tech System (8-Tooth)	UT	PMDD	12	5709N
150CX						
149.4 cid - 150 HP	1991-88	Prestolite System (8-Tooth)	UT	PMDD	12	5709N
149.4 cid - 150 HP		United Tech System (8-Tooth)	UT	PMDD	12	5709N
158.0 cid - 150 HP	2006-02	United Tech System	UT	PMDD	12	5762N
158.0 cid - 150 HP	2000-99	United Tech System	UT	PMDD	12	5762N
150EL						
158.0 cid - 150 HP	1998-91	United Tech System	UT	PMDD	12	5762N
150EX						
158.0 cid - 150 HP	1998-91	United Tech System	UT	PMDD	12	5762N
150FCX						
158.0 cid - 150 HP	1998	United Tech System	UT	PMDD	12	5762N
150FSL						
158.0 cid - 150 HP	1998	United Tech System	UT	PMDD	12	5762N
150FXS						
158.0 cid - 150 HP	1998	United Tech System	UT	PMDD	12	5762N
150GL						
158.0 cid - 150 HP	2006-03	United Tech System	UT	PMDD	12	5762N
158.0 cid - 150 HP	1998-91	United Tech System	UT	PMDD	12	5762N
150IC						
158.0 cid - 150 HP	1998-97	United Tech System	UT	PMDD	12	5762N
150IL						
158.0 cid - 150 HP	1998-97	United Tech System	UT	PMDD	12	5762N
150IX						
158.0 cid - 150 HP	1998-97	United Tech System	UT	PMDD	12	5762N
150J Jet						
149.4 cid - 105 HP	1991	United Tech System	UT	PMDD	12	5762N
158.0 cid - 105 HP	2001-99	United Tech System	UT	PMDD	12	5762N
158.0 cid - 105 HP	1992	United Tech System	UT	PMDD	12	5762N
150ML						
158.0 cid - 150 HP	2005-03	United Tech System	UT	PMDD	12	5762N
150MX						
158.0 cid - 150 HP	2005-03	United Tech System	UT	PMDD	12	5762N
150NX						
158.0 cid - 150 HP	1998-91	United Tech System	UT	PMDD	12	5762N
150PL						
158.0 cid - 150 HP	2006-02	United Tech System	UT	PMDD	12	5762N
158.0 cid - 150 HP	2001-99	United Tech System	UT	PMDD	12	5762N

STARTERS

STARTER APPLICATIONS

ENGINE	YEAR	APPLICATION	Mfg	Type	Volt	PART NUMBER
JOHNSON - Marine Engine (Cont'd)						
150PX						
158.0 cid - 150 HP	2006-02	United Tech System	UT	PMDD	12	5762N
158.0 cid - 150 HP	2001-99	United Tech System	UT	PMDD	12	5762N
150SL						
158.0 cid - 150 HP	1998-95	United Tech System	UT	PMDD	12	5762N
150SP						
158.0 cid - 150 HP	2000-99	United Tech System	UT	PMDD	12	5762N
150STL						
149.4 cid - 150 HP	1990-84	Prestolite System (8-Tooth)	UT	PMDD	12	5709N
149.4 cid - 150 HP		United Tech System (8-Tooth)	UT	PMDD	12	5709N
158.0 cid - 150 HP	1991	United Tech System	UT	PMDD	12	5762N
150TL						
149.4 cid - 150 HP	1991-80	Prestolite System (8-Tooth)	UT	PMDD	12	5709N
149.4 cid - 150 HP		United Tech System (8-Tooth)	UT	PMDD	12	5709N
150TRL						
149.4 cid - 150 HP	1983	Prestolite System (8-Tooth)	UT	PMDD	12	5709N
149.4 cid - 150 HP		United Tech System (8-Tooth)	UT	PMDD	12	5709N
150TRX						
149.4 cid - 150 HP	1983	Prestolite System (8-Tooth)	UT	PMDD	12	5709N
149.4 cid - 150 HP		United Tech System (8-Tooth)	UT	PMDD	12	5709N
150TX						
149.4 cid - 150 HP	1991-80	Prestolite System (8-Tooth)	UT	PMDD	12	5709N
149.4 cid - 150 HP		United Tech System (8-Tooth)	UT	PMDD	12	5709N
150VC						
158.0 cid - 150 HP	2001-00	United Tech System	UT	PMDD	12	5762N
150VL						
158.0 cid - 150 HP	2001-00	United Tech System	UT	PMDD	12	5762N
158.0 cid - 150 HP	2002	United Tech System	UT	PMDD	12	5762N
150VX						
158.0 cid - 150 HP	2001-00	United Tech System	UT	PMDD	12	5762N
150WP						
158.0 cid - 150 HP	2001-99	United Tech System	UT	PMDD	12	5762N
150WTL						
158.0 cid - 150 HP	1995-93	United Tech System	UT	PMDD	12	5762N
150WTX						
158.0 cid - 150 HP	1995-93	United Tech System	UT	PMDD	12	5762N
155CTL						
149.4 cid - 155 HP	1987	Prestolite System (8-Tooth)	UT	PMDD	12	5709N
149.4 cid - 155 HP		United Tech System (8-Tooth)	UT	PMDD	12	5709N
155CWTX						
149.4 cid - 155 HP	1987	Prestolite System (8-Tooth)	UT	PMDD	12	5709N
149.4 cid - 155 HP		United Tech System (8-Tooth)	UT	PMDD	12	5709N
155WTL						
149.4 cid - 155 HP	1992-85	Prestolite System (8-Tooth)	UT	PMDD	12	5709N
149.4 cid - 155 HP		United Tech System (8-Tooth)	UT	PMDD	12	5709N
155WTLM						
149.4 cid - 155 HP	1988	Prestolite System (8-Tooth)	UT	PMDD	12	5709N

STARTERS

STARTER APPLICATIONS

ENGINE	YEAR	APPLICATION	Mfg	Type	Volt	PART NUMBER
JOHNSON - Marine Engine (Cont'd)						
155WTLM (Cont'd)						
149.4 cid - 155 HP		United Tech System (8-Tooth)	UT	PMDD	12	5709N
155WTLZ						
149.4 cid - 155 HP	1989	Prestolite System (8-Tooth)	UT	PMDD	12	5709N
149.4 cid - 155 HP		United Tech System (8-Tooth)	UT	PMDD	12	5709N
155WTX						
149.4 cid - 155 HP	1992-85	Prestolite System (8-Tooth)	UT	PMDD	12	5709N
149.4 cid - 155 HP		United Tech System (8-Tooth)	UT	PMDD	12	5709N
155WTXM						
149.4 cid - 155 HP	1988	Prestolite System (8-Tooth)	UT	PMDD	12	5709N
149.4 cid - 155 HP		United Tech System (8-Tooth)	UT	PMDD	12	5709N
155WTXZ						
149.4 cid - 155 HP	1989	Prestolite System (8-Tooth)	UT	PMDD	12	5709N
149.4 cid - 155 HP		United Tech System (8-Tooth)	UT	PMDD	12	5709N
15E						
13.2 cid - 15 HP	1992-80	United Tech System	UT	PMDD	12	5710N
15.6 cid - 15 HP	2001-98	United Tech System	UT	PMDD	12	5779N
15.6 cid - 15 HP	1997-93	United Tech System	UT	PMDD	12	5779N
15FR 4-Stroke						
18.6 cid - 15 HP	2001-97	United Tech System	UT	PMDD	12	5711N
15RE						
13.2 cid - 15 HP	1993-90	United Tech System	UT	PMDD	12	5710N
15.6 cid - 15 HP	1997-94	United Tech System	UT	PMDD	12	5779N
15TE						
15.6 cid - 15 HP	2001-99	United Tech System	UT	PMDD	12	5779N
15TEL						
15.6 cid - 15 HP	2001-99	United Tech System	UT	PMDD	12	5779N
175 (Older Models)						
149.4 cid - 175 HP	1979-77	Prestolite System (8-Tooth)	UT	PMDD	12	5709N
149.4 cid - 175 HP		United Tech System (8-Tooth)	UT	PMDD	12	5709N
175CX						
158.0 cid - 175 HP	2005-02	United Tech System	UT	PMDD	12	5762N
158.0 cid - 175 HP	2000-99	United Tech System	UT	PMDD	12	5762N
175EX						
158.0 cid - 175 HP	1998-91	United Tech System	UT	PMDD	12	5762N
175FC						
158.0 cid - 175 HP	1998	United Tech System	UT	PMDD	12	5762N
175FS						
158.0 cid - 175 HP	1998	United Tech System	UT	PMDD	12	5762N
175FT						
158.0 cid - 175 HP	1998	United Tech System	UT	PMDD	12	5762N
175GL						
158.0 cid - 175 HP	2006-03	United Tech System	UT	PMDD	12	5762N
158.0 cid - 175 HP	1998-91	United Tech System	UT	PMDD	12	5762N
175MX						
158.0 cid - 175 HP	2006-03	United Tech System	UT	PMDD	12	5762N

STARTERS

STARTER APPLICATIONS

ENGINE	YEAR	APPLICATION	Mfg	Type	Volt	PART NUMBER
JOHNSON - Marine Engine (Cont'd)						
175NX						
158.0 cid - 175 HP	1998-91	United Tech System	UT	PMDD	12	5762N
175PL						
158.0 cid - 175 HP	2006-02	United Tech System	UT	PMDD	12	5762N
158.0 cid - 175 HP	2000-99	United Tech System	UT	PMDD	12	5762N
175PX						
158.0 cid - 175 HP	2006-02	United Tech System	UT	PMDD	12	5762N
158.0 cid - 175 HP	2000-99	United Tech System	UT	PMDD	12	5762N
175SL						
158.0 cid - 175 HP	1998-94	United Tech System	UT	PMDD	12	5762N
175SP						
158.0 cid - 175 HP	2000-99	United Tech System	UT	PMDD	12	5762N
175STL						
160.3 cid - 175 HP	1991-90	Prestolite System (8-Tooth)	UT	PMDD	12	5709N
160.3 cid - 175 HP		United Tech System (8-Tooth)	UT	PMDD	12	5709N
175TL						
149.4 cid - 175 HP	1982-80	Prestolite System (8-Tooth)	UT	PMDD	12	5709N
149.4 cid - 175 HP		United Tech System (8-Tooth)	UT	PMDD	12	5709N
160.3 cid - 175 HP	1989-86	Prestolite System (8-Tooth)	UT	PMDD	12	5709N
160.3 cid - 175 HP		United Tech System (8-Tooth)	UT	PMDD	12	5709N
175TRL						
149.4 cid - 175 HP	1983	Prestolite System (8-Tooth)	UT	PMDD	12	5709N
149.4 cid - 175 HP		United Tech System (8-Tooth)	UT	PMDD	12	5709N
175TRX						
149.4 cid - 175 HP	1983	Prestolite System (8-Tooth)	UT	PMDD	12	5709N
149.4 cid - 175 HP		United Tech System (8-Tooth)	UT	PMDD	12	5709N
175TX						
149.4 cid - 175 HP	1981-80	Prestolite System (8-Tooth)	UT	PMDD	12	5709N
149.4 cid - 175 HP		United Tech System (8-Tooth)	UT	PMDD	12	5709N
160.3 cid - 175 HP	1991-86	Prestolite System (8-Tooth)	UT	PMDD	12	5709N
160.3 cid - 175 HP		United Tech System (8-Tooth)	UT	PMDD	12	5709N
175TXL						
149.4 cid - 175 HP	1982	Prestolite System (8-Tooth)	UT	PMDD	12	5709N
149.4 cid - 175 HP		United Tech System (8-Tooth)	UT	PMDD	12	5709N
175VC						
158.0 cid - 175 HP	2001-00	United Tech System	UT	PMDD	12	5762N
175VL						
158.0 cid - 175 HP	2001-00	United Tech System	UT	PMDD	12	5762N
158.0 cid - 175 HP	2002	United Tech System	UT	PMDD	12	5762N
175VX						
158.0 cid - 175 HP	2001-00	United Tech System	UT	PMDD	12	5762N
185E						
185 HP	1994-93	United Tech System	UT	PMDD	12	5723N
185 HP	1992-89	United Tech System	UT	PMDD	12	5723N
185TL						
149.4 cid - 185 HP	1985-84	Prestolite System (8-Tooth)	UT	PMDD	12	5709N
149.4 cid - 185 HP		United Tech System (8-Tooth)	UT	PMDD	12	5709N

STARTERS

STARTER APPLICATIONS

ENGINE	YEAR	APPLICATION	Mfg	Type	Volt	PART NUMBER
JOHNSON - Marine Engine (Cont'd)						
185TX						
149.4 cid - 185 HP	1985-84	Prestolite System (8-Tooth)	UT	PMDD	12	5709N
149.4 cid - 185 HP		United Tech System (8-Tooth)	UT	PMDD	12	5709N
20 (Older Models)						
31.8 cid - 20 HP	1979-66	United Tech System (11-Tooth)	UT	PMDD	12	5712N
200 (Older Models)						
149.4 cid - 200 HP	1979-77	Prestolite System (8-Tooth)	UT	PMDD	12	5709N
149.4 cid - 200 HP		United Tech System (8-Tooth)	UT	PMDD	12	5709N
200CX						
183.0 cid - 200 HP	2001-99	United Tech System	UT	PMDD	12	5723N
183.0 cid - 200 HP	1997-93	United Tech System	UT	PMDD	12	5723N
183.0 cid - 200 HP	1992-88	United Tech System	UT	PMDD	12	5723N
183.0 cid - 200 HP	1998	United Tech System	UT	PMDD	12	5723N
200CZ						
183.0 cid - 200 HP	1995-93	United Tech System	UT	PMDD	12	5723N
200PL						
183.0 cid - 200 HP	2001-99	United Tech System	UT	PMDD	12	5723N
200PX						
183.0 cid - 200 HP	2000-99	United Tech System	UT	PMDD	12	5723N
200SCL						
183.0 cid - 200 HP	1990-88	United Tech System	UT	PMDD	12	5723N
200SL						
183.0 cid - 200 HP	1996	United Tech System	UT	PMDD	12	5723N
200STL						
160.3 cid - 200 HP	1986	Prestolite System (8-Tooth)	UT	PMDD	12	5709N
165.0 cid - 200 HP	1987	United Tech System (8-Tooth)	UT	PMDD	12	5709N
183.0 cid - 200 HP	1997-93	United Tech System	UT	PMDD	12	5723N
183.0 cid - 200 HP	1992-88	United Tech System	UT	PMDD	12	5723N
183.0 cid - 200 HP	1998	United Tech System	UT	PMDD	12	5723N
200TL						
149.4 cid - 200 HP	1982-80	Prestolite System (8-Tooth)	UT	PMDD	12	5709N
149.4 cid - 200 HP		United Tech System (8-Tooth)	UT	PMDD	12	5709N
183.0 cid - 200 HP	1998	United Tech System	UT	PMDD	12	5723N
200TRL						
149.4 cid - 200 HP	1983	Prestolite System (8-Tooth)	UT	PMDD	12	5709N
149.4 cid - 200 HP		United Tech System (8-Tooth)	UT	PMDD	12	5709N
200TRX						
149.4 cid - 200 HP	1983	Prestolite System (8-Tooth)	UT	PMDD	12	5709N
149.4 cid - 200 HP		United Tech System (8-Tooth)	UT	PMDD	12	5709N
200TX						
149.4 cid - 200 HP	1981-80	Prestolite System (8-Tooth)	UT	PMDD	12	5709N
149.4 cid - 200 HP		United Tech System (8-Tooth)	UT	PMDD	12	5709N
183.0 cid - 200 HP	1997-93	United Tech System	UT	PMDD	12	5723N
183.0 cid - 200 HP	1992-88	United Tech System	UT	PMDD	12	5723N
183.0 cid - 200 HP	1998	United Tech System	UT	PMDD	12	5723N
200TXL						
149.4 cid - 200 HP	1982	Prestolite System (8-Tooth)	UT	PMDD	12	5709N
149.4 cid - 200 HP		United Tech System (8-Tooth)	UT	PMDD	12	5709N

STARTERS

STARTER APPLICATIONS

ENGINE	YEAR	APPLICATION	Mfg	Type	Volt	PART NUMBER
JOHNSON - Marine Engine (Cont'd)						
200TZ						
183.0 cid - 200 HP	1995-93	United Tech System	UT	PMDD	12	5723N
200VCX						
183.0 cid - 200 HP	2001-00	United Tech System	UT	PMDD	12	5723N
200VL						
183.0 cid - 200 HP	2001	United Tech System	UT	PMDD	12	5723N
200VX						
183.0 cid - 200 HP	2001-00	United Tech System	UT	PMDD	12	5723N
200WPX						
183.0 cid - 200 HP	2001-99	United Tech System	UT	PMDD	12	5723N
20E						
31.8 cid - 20 HP	1997-94	United Tech System (11-Tooth)	UT	PMDD	12	5712N
31.8 cid - 20 HP	1993-85	United Tech System (9-Tooth)	UT	PMDD	12	5714N
31.8 cid - 20 HP	1998	United Tech System (11-Tooth)	UT	PMDD	12	5712N
225 (Older Models)						
160.3 cid - 225 HP	1979-77	Prestolite System (8-Tooth)	UT	PMDD	12	5709N
160.3 cid - 225 HP		United Tech System (8-Tooth)	UT	PMDD	12	5709N
225CL						
165.0 cid - 225 HP	1987	Prestolite System (8-Tooth)	UT	PMDD	12	5709N
165.0 cid - 225 HP		United Tech System (8-Tooth)	UT	PMDD	12	5709N
183.0 cid - 225 HP	1990-88	United Tech System	UT	PMDD	12	5723N
225CX						
165.0 cid - 225 HP	1987	Prestolite System (8-Tooth)	UT	PMDD	12	5709N
165.0 cid - 225 HP		United Tech System (8-Tooth)	UT	PMDD	12	5709N
183.0 cid - 225 HP	2000-99	United Tech System	UT	PMDD	12	5723N
183.0 cid - 225 HP	1997-93	United Tech System	UT	PMDD	12	5723N
183.0 cid - 225 HP	1992-88	United Tech System	UT	PMDD	12	5723N
183.0 cid - 225 HP	1998	United Tech System	UT	PMDD	12	5723N
225CZ						
183.0 cid - 225 HP	1997-93	United Tech System	UT	PMDD	12	5723N
183.0 cid - 225 HP	1998	United Tech System	UT	PMDD	12	5723N
225HGL						
183.0 cid - 225 HP	2001-00	United Tech System	UT	PMDD	12	5723N
225HPL						
183.0 cid - 225 HP	2001-99	United Tech System	UT	PMDD	12	5723N
225PL						
165.0 cid - 225 HP	1987	Prestolite System (8-Tooth)	UT	PMDD	12	5709N
165.0 cid - 225 HP		United Tech System (8-Tooth)	UT	PMDD	12	5709N
183.0 cid - 225 HP	2001-99	United Tech System	UT	PMDD	12	5723N
183.0 cid - 225 HP	1994-93	United Tech System	UT	PMDD	12	5723N
183.0 cid - 225 HP	1992-88	United Tech System	UT	PMDD	12	5723N
225PTL						
160.3 cid - 225 HP	1986	Prestolite System (8-Tooth)	UT	PMDD	12	5709N
160.3 cid - 225 HP		United Tech System (8-Tooth)	UT	PMDD	12	5709N
225PTX						
160.3 cid - 225 HP	1986	Prestolite System (8-Tooth)	UT	PMDD	12	5709N
160.3 cid - 225 HP		United Tech System (8-Tooth)	UT	PMDD	12	5709N

STARTERS

STARTER APPLICATIONS

ENGINE	YEAR	APPLICATION	Mfg	Type	Volt	PART NUMBER
JOHNSON - Marine Engine (Cont'd)						
225PX						
165.0 cid - 225 HP	1987	Prestolite System (8-Tooth)	UT	PMDD	12	5709N
165.0 cid - 225 HP		United Tech System (8-Tooth)	UT	PMDD	12	5709N
183.0 cid - 225 HP	2000-99	United Tech System	UT	PMDD	12	5723N
183.0 cid - 225 HP	1994-93	United Tech System	UT	PMDD	12	5723N
183.0 cid - 225 HP	1992-88	United Tech System	UT	PMDD	12	5723N
225PZ						
183.0 cid - 225 HP	1995-93	United Tech System	UT	PMDD	12	5723N
225STL						
183.0 cid - 225 HP	1997-93	United Tech System	UT	PMDD	12	5723N
183.0 cid - 225 HP	1998	United Tech System	UT	PMDD	12	5723N
225TL						
160.3 cid - 225 HP	1986	Prestolite System (8-Tooth)	UT	PMDD	12	5709N
160.3 cid - 225 HP		United Tech System (8-Tooth)	UT	PMDD	12	5709N
165.0 cid - 225 HP	1987	Prestolite System (8-Tooth)	UT	PMDD	12	5709N
165.0 cid - 225 HP		United Tech System (8-Tooth)	UT	PMDD	12	5709N
183.0 cid - 225 HP	1994-93	United Tech System	UT	PMDD	12	5723N
183.0 cid - 225 HP	1992-88	United Tech System	UT	PMDD	12	5723N
225TX						
160.3 cid - 225 HP	1986	Prestolite System (8-Tooth)	UT	PMDD	12	5709N
160.3 cid - 225 HP		United Tech System (8-Tooth)	UT	PMDD	12	5709N
165.0 cid - 225 HP	1987	Prestolite System (8-Tooth)	UT	PMDD	12	5709N
165.0 cid - 225 HP		United Tech System (8-Tooth)	UT	PMDD	12	5709N
183.0 cid - 225 HP	1997-93	United Tech System	UT	PMDD	12	5723N
183.0 cid - 225 HP	1992-88	United Tech System	UT	PMDD	12	5723N
183.0 cid - 225 HP	1998	United Tech System	UT	PMDD	12	5723N
225TZ						
183.0 cid - 225 HP	1997-93	United Tech System	UT	PMDD	12	5723N
183.0 cid - 225 HP	1998	United Tech System	UT	PMDD	12	5723N
225VCX						
183.0 cid - 225 HP	2001-00	United Tech System	UT	PMDD	12	5723N
225VL						
183.0 cid - 225 HP	2001	United Tech System	UT	PMDD	12	5723N
225VX						
183.0 cid - 225 HP	2001-00	United Tech System	UT	PMDD	12	5723N
235STL						
160.3 cid - 235 HP	1985-84	Prestolite System (8-Tooth)	UT	PMDD	12	5709N
160.3 cid - 235 HP		United Tech System (8-Tooth)	UT	PMDD	12	5709N
235TL						
160.3 cid - 235 HP	1985-80	Prestolite System (8-Tooth)	UT	PMDD	12	5709N
160.3 cid - 235 HP		United Tech System (8-Tooth)	UT	PMDD	12	5709N
235TRL						
160.3 cid - 235 HP	1983	Prestolite System (8-Tooth)	UT	PMDD	12	5709N
160.3 cid - 235 HP		United Tech System (8-Tooth)	UT	PMDD	12	5709N
235TRX						
160.3 cid - 235 HP	1983	Prestolite System (8-Tooth)	UT	PMDD	12	5709N
160.3 cid - 235 HP		United Tech System (8-Tooth)	UT	PMDD	12	5709N
235TX						
160.3 cid - 235 HP	1985-80	Prestolite System (8-Tooth)	UT	PMDD	12	5709N
160.3 cid - 235 HP		United Tech System (8-Tooth)	UT	PMDD	12	5709N

STARTERS

STARTER APPLICATIONS

ENGINE	YEAR	APPLICATION	Mfg	Type	Volt	PART NUMBER
JOHNSON - Marine Engine (Cont'd)						
235TXL						
160.3 cid - 235 HP	1982	Prestolite System (8-Tooth)	UT	PMDD	12	5709N
160.3 cid - 235 HP		United Tech System (8-Tooth)	UT	PMDD	12	5709N
25 (Older Models)						
31.8 cid - 25 HP	1979-66	United Tech System (11-Tooth)	UT	PMDD	12	5712N
250CX						
244.0 cid - 250 HP	2000-99	United Tech System	UT	PMDD	12	5723N
244.0 cid - 250 HP	1997-93	United Tech System	UT	PMDD	12	5723N
244.0 cid - 250 HP	1992-91	United Tech System	UT	PMDD	12	5723N
244.0 cid - 250 HP	1998	United Tech System	UT	PMDD	12	5723N
250CZ						
244.0 cid - 250 HP	2000-99	United Tech System	UT	PMDD	12	5723N
244.0 cid - 250 HP	1995-93	United Tech System	UT	PMDD	12	5723N
244.0 cid - 250 HP	1998	United Tech System	UT	PMDD	12	5723N
244.0 cid - 250 HP	1992	United Tech System	UT	PMDD	12	5723N
250PX						
244.0 cid - 250 HP	2000-99	United Tech System	UT	PMDD	12	5723N
250PZ						
244.0 cid - 250 HP	2000-99	United Tech System	UT	PMDD	12	5723N
250TX						
244.0 cid - 250 HP	1997-93	United Tech System	UT	PMDD	12	5723N
244.0 cid - 250 HP	1992-91	United Tech System	UT	PMDD	12	5723N
250TZ						
244.0 cid - 250 HP	1995-93	United Tech System	UT	PMDD	12	5723N
25E						
31.8 cid - 25 HP	2001-98	United Tech System (11-Tooth)	UT	PMDD	12	5712N
31.8 cid - 25 HP	1997-94	United Tech System (11-Tooth)	UT	PMDD	12	5712N
31.8 cid - 25 HP	1993-81	United Tech System (9-Tooth)	UT	PMDD	12	5714N
25EL						
31.8 cid - 25 HP	2005-98	United Tech System (11-Tooth)	UT	PMDD	12	5712N
31.8 cid - 25 HP	1997-94	United Tech System (11-Tooth)	UT	PMDD	12	5712N
31.8 cid - 25 HP	1993-81	United Tech System (9-Tooth)	UT	PMDD	12	5714N
25ES						
31.8 cid - 25 HP	2001-00	United Tech System (11-Tooth)	UT	PMDD	12	5712N
25EV						
31.8 cid - 25 HP	2001	United Tech System (11-Tooth)	UT	PMDD	12	5712N
25GT						
31.8 cid - 25 HP	2005-04	United Tech System (11-Tooth)	UT	PMDD	12	5712N
25KL						
30.5 cid - 25 HP	1997-96	United Tech System	UT	PMDD	12	5715N
30.5 cid - 25 HP	1998	United Tech System	UT	PMDD	12	5715N
25PL3						
30.5 cid - 25 HP	2001-99	United Tech System	UT	PMDD	12	5715N
25QL						
30.5 cid - 25 HP	1997-96	United Tech System	UT	PMDD	12	5715N
30.5 cid - 25 HP	1998	United Tech System	UT	PMDD	12	5715N

STARTERS

STARTER APPLICATIONS

STARTERS

ENGINE	YEAR	APPLICATION	Mfg	Type	Volt	PART NUMBER
JOHNSON - Marine Engine (Cont'd)						
25R3						
30.5 cid - 25 HP	2001-99	United Tech System	UT	PMDD	12	5715N
25RL3						
30.5 cid - 25 HP	1998	United Tech System	UT	PMDD	12	5715N
25RM						
30.5 cid - 25 HP	1997-96	United Tech System	UT	PMDD	12	5715N
25RV3						
30.5 cid - 25 HP	2001	United Tech System	UT	PMDD	12	5715N
25RVL3						
30.5 cid - 25 HP	2001	United Tech System	UT	PMDD	12	5715N
25TE						
31.8 cid - 25 HP	2001-98	United Tech System (11-Tooth)	UT	PMDD	12	5712N
31.8 cid - 25 HP	1997-94	United Tech System (11-Tooth)	UT	PMDD	12	5712N
31.8 cid - 25 HP	1993-81	United Tech System (9-Tooth)	UT	PMDD	12	5714N
25TEL						
31.8 cid - 25 HP	2005-98	United Tech System (11-Tooth)	UT	PMDD	12	5712N
31.8 cid - 25 HP	1997-94	United Tech System (11-Tooth)	UT	PMDD	12	5712N
31.8 cid - 25 HP	1993-81	United Tech System (9-Tooth)	UT	PMDD	12	5714N
25TEL3						
30.5 cid - 25 HP	2001-99	United Tech System	UT	PMDD	12	5715N
25TES						
31.8 cid - 25 HP	2005-02	United Tech System (11-Tooth)	UT	PMDD	12	5712N
25TK						
30.5 cid - 25 HP	1997-96	United Tech System	UT	PMDD	12	5715N
30.5 cid - 25 HP	1998	United Tech System	UT	PMDD	12	5715N
25TVL3						
30.5 cid - 25 HP	2001	United Tech System	UT	PMDD	12	5715N
25VL3						
30.5 cid - 25 HP	2001	United Tech System	UT	PMDD	12	5715N
275CL						
220.0 cid - 275 HP	1987	United Tech System	UT	PMDD	12	5723N
244.0 cid - 275 HP	1988	United Tech System	UT	PMDD	12	5723N
275CX						
220.0 cid - 275 HP	1987	United Tech System	UT	PMDD	12	5723N
244.0 cid - 275 HP	1988	United Tech System	UT	PMDD	12	5723N
275PL						
220.0 cid - 275 HP	1987	United Tech System	UT	PMDD	12	5723N
244.0 cid - 275 HP	1988	United Tech System	UT	PMDD	12	5723N
275PTL						
220.0 cid - 275 HP	1986	United Tech System	UT	PMDD	12	5723N
275PTX						
220.0 cid - 275 HP	1986	United Tech System	UT	PMDD	12	5723N
275PX						
220.0 cid - 275 HP	1987	United Tech System	UT	PMDD	12	5723N
244.0 cid - 275 HP	1988	United Tech System	UT	PMDD	12	5723N

STARTER APPLICATIONS

ENGINE	YEAR	APPLICATION	Mfg	Type	Volt	PART NUMBER
JOHNSON - Marine Engine (Cont'd)						
275TL						
220.0 cid - 275 HP	1985	United Tech System	UT	PMDD	12	5723N
275TX						
220.0 cid - 275 HP	1985	United Tech System	UT	PMDD	12	5723N
28 (Older Models)						
31.8 cid - 28 HP	1976-60	United Tech System (11-Tooth)	UT	PMDD	12	5712N
28ESL						
31.8 cid - 28 HP	1996-95	United Tech System (11-Tooth)	UT	PMDD	12	5712N
31.8 cid - 28 HP	1994-87	United Tech System (9-Tooth)	UT	PMDD	12	5714N
300CL						
220.0 cid - 300 HP	1987	United Tech System	UT	PMDD	12	5723N
244.0 cid - 300 HP	1990-88	United Tech System	UT	PMDD	12	5723N
300CX						
220.0 cid - 300 HP	1987	United Tech System	UT	PMDD	12	5723N
244.0 cid - 300 HP	1995-93	United Tech System	UT	PMDD	12	5723N
244.0 cid - 300 HP	1992-88	United Tech System	UT	PMDD	12	5723N
300PL						
220.0 cid - 300 HP	1987	United Tech System	UT	PMDD	12	5723N
244.0 cid - 300 HP	1995-93	United Tech System	UT	PMDD	12	5723N
244.0 cid - 300 HP	1992-88	United Tech System	UT	PMDD	12	5723N
300PTL						
220.0 cid - 300 HP	1986	United Tech System	UT	PMDD	12	5723N
300PX						
220.0 cid - 300 HP	1987	United Tech System	UT	PMDD	12	5723N
244.0 cid - 300 HP	1995-93	United Tech System	UT	PMDD	12	5723N
244.0 cid - 300 HP	1992-88	United Tech System	UT	PMDD	12	5723N
300TL						
220.0 cid - 300 HP	1985	United Tech System	UT	PMDD	12	5723N
30E						
31.8 cid - 30 HP	1999-98	United Tech System (11-Tooth)	UT	PMDD	12	5712N
31.8 cid - 30 HP	1997-94	United Tech System (11-Tooth)	UT	PMDD	12	5712N
31.8 cid - 30 HP	1993-84	United Tech System (9-Tooth)	UT	PMDD	12	5714N
30EL						
31.8 cid - 30 HP	2005-98	United Tech System (11-Tooth)	UT	PMDD	12	5712N
31.8 cid - 30 HP	1997-94	United Tech System (11-Tooth)	UT	PMDD	12	5712N
31.8 cid - 30 HP	1993-84	United Tech System (9-Tooth)	UT	PMDD	12	5714N
30ES						
31.8 cid - 30 HP	2001-00	United Tech System (11-Tooth)	UT	PMDD	12	5712N
30EV						
31.8 cid - 30 HP	2001	United Tech System (11-Tooth)	UT	PMDD	12	5712N
30TE						
31.8 cid - 30 HP	1997-94	United Tech System (11-Tooth)	UT	PMDD	12	5712N
31.8 cid - 30 HP	1993-84	United Tech System (9-Tooth)	UT	PMDD	12	5714N
31.8 cid - 30 HP	1998	United Tech System (11-Tooth)	UT	PMDD	12	5712N
30TEL						
31.8 cid - 30 HP	1997-94	United Tech System (11-Tooth)	UT	PMDD	12	5712N
31.8 cid - 30 HP	1993-85	United Tech System (9-Tooth)	UT	PMDD	12	5714N
31.8 cid - 30 HP	1998	United Tech System (11-Tooth)	UT	PMDD	12	5712N

STARTERS

STARTER APPLICATIONS

ENGINE	YEAR	APPLICATION	Mfg	Type	Volt	PART NUMBER
JOHNSON - Marine Engine (Cont'd)						
35E						
31.8 cid - 35 HP	1984-80	United Tech System (11-Tooth)	UT	PMDD	12	5712N
31.8 cid - 35 HP		United Tech System (9-Tooth)	UT	PMDD	12	5714N
35EL						
31.8 cid - 35 HP	1984-80	United Tech System (11-Tooth)	UT	PMDD	12	5712N
31.8 cid - 35 HP		United Tech System (9-Tooth)	UT	PMDD	12	5714N
35EL3						
34.5 cid - 35 HP	1999	United Tech System	UT	PMDD	12	5715N
35KL						
34.5 cid - 35 HP	1997-96	United Tech System	UT	PMDD	12	5715N
34.5 cid - 35 HP	1998	United Tech System	UT	PMDD	12	5715N
35PL3						
34.5 cid - 35 HP	2001-99	United Tech System	UT	PMDD	12	5715N
35QL						
34.5 cid - 35 HP	1997-96	United Tech System	UT	PMDD	12	5715N
34.5 cid - 35 HP	1998	United Tech System	UT	PMDD	12	5715N
35R3						
34.5 cid - 35 HP	2001-99	United Tech System	UT	PMDD	12	5715N
35RL3						
34.5 cid - 35 HP	2001-99	United Tech System	UT	PMDD	12	5715N
35RV3						
34.5 cid - 35 HP	2001	United Tech System	UT	PMDD	12	5715N
35RVL3						
34.5 cid - 35 HP	2001	United Tech System	UT	PMDD	12	5715N
35TEL						
31.8 cid - 35 HP	1984-83	United Tech System (11-Tooth)	UT	PMDD	12	5712N
31.8 cid - 35 HP		United Tech System (9-Tooth)	UT	PMDD	12	5714N
35TEL3						
34.5 cid - 35 HP	2001-99	United Tech System	UT	PMDD	12	5715N
35TKL						
34.5 cid - 35 HP	1997-96	United Tech System	UT	PMDD	12	5715N
34.5 cid - 35 HP	1998	United Tech System	UT	PMDD	12	5715N
35TVL3						
34.5 cid - 35 HP	2001	United Tech System	UT	PMDD	12	5715N
35VL3						
34.5 cid - 35 HP	2001	United Tech System	UT	PMDD	12	5715N
40 (Older Models)						
44.9 cid - 40 HP	1976-70	Prestolite System (9-Tooth)	UT	PMDD	12	5716N
44.9 cid - 40 HP		UT Starter (11-Tooth, 3.454" Hsg.)	UT	PMDD	12	5712N
44.9 cid - 40 HP		UT Starter (9-Tooth, 4.033" Hsg.)	UT	PMDD	12	5716N
40E						
44.9 cid - 40 HP	1995-94	UT Starter (9-Tooth, 4.033" Hsg.)	UT	PMDD	12	5713N
44.9 cid - 40 HP	1994-89	UT Starter (9-Tooth, 4.033" Hsg.)	UT	PMDD	12	5713N
44.9 cid - 40 HP	1988-85	Prestolite System (9-Tooth)	UT	PMDD	12	5716N
44.9 cid - 40 HP		UT Starter (11-Tooth, 3.454" Hsg.)	UT	PMDD	12	5712N
44.9 cid - 40 HP		UT Starter (9-Tooth, 4.033" Hsg.)	UT	PMDD	12	5716N

STARTERS

STARTER APPLICATIONS

ENGINE	YEAR	APPLICATION	Mfg	Type	Volt	PART NUMBER
JOHNSON - Marine Engine (Cont'd)						
40EL						
44.9 cid - 40 HP	1998-94	UT Starter (9-Tooth, 4.033" Hsg.)	UT	PMDD	12	5713N
44.9 cid - 40 HP	1994-89	UT Starter (9-Tooth, 4.033" Hsg.)	UT	PMDD	12	5713N
44.9 cid - 40 HP	1988-85	Prestolite System (9-Tooth)	UT	PMDD	12	5716N
44.9 cid - 40 HP		UT Starter (11-Tooth, 3.454" Hsg.)	UT	PMDD	12	5712N
44.9 cid - 40 HP		UT Starter (9-Tooth, 4.033" Hsg.)	UT	PMDD	12	5716N
40JPL Jet (3cyl)						
44.9 cid - 40 HP	2001-99	UT Starter (9-Tooth, 4.033" Hsg.)	UT	PMDD	12	5718N
40PL						
44.9 cid - 40 HP	2005-99	UT Starter (9-Tooth, 4.033" Hsg.)	UT	PMDD	12	5713N
40R						
44.9 cid - 40 HP	2001-99	UT Starter (9-Tooth, 4.033" Hsg.)	UT	PMDD	12	5713N
44.9 cid - 40 HP	1994-89	UT Starter (9-Tooth, 4.033" Hsg.)	UT	PMDD	12	5713N
44.9 cid - 40 HP	1988-85	UT Starter (11-Tooth, 3.454" Hsg.)	UT	PMDD	12	5712N
44.9 cid - 40 HP		UT Starter (9-Tooth, 4.033" Hsg.)	UT	PMDD	12	5716N
40TE						
44.9 cid - 40 HP	1998-94	UT Starter (9-Tooth, 4.033" Hsg.)	UT	PMDD	12	5713N
44.9 cid - 40 HP	1994-89	UT Starter (9-Tooth, 4.033" Hsg.)	UT	PMDD	12	5713N
44.9 cid - 40 HP	1988-85	Prestolite System (9-Tooth)	UT	PMDD	12	5716N
44.9 cid - 40 HP		UT Starter (11-Tooth, 3.454" Hsg.)	UT	PMDD	12	5712N
44.9 cid - 40 HP		UT Starter (9-Tooth, 4.033" Hsg.)	UT	PMDD	12	5716N
40TEL						
44.9 cid - 40 HP	1998-94	UT Starter (9-Tooth, 4.033" Hsg.)	UT	PMDD	12	5713N
44.9 cid - 40 HP	1994-89	UT Starter (9-Tooth, 4.033" Hsg.)	UT	PMDD	12	5713N
44.9 cid - 40 HP	1988-85	Prestolite System (9-Tooth)	UT	PMDD	12	5716N
44.9 cid - 40 HP		UT Starter (11-Tooth, 3.454" Hsg.)	UT	PMDD	12	5712N
44.9 cid - 40 HP		UT Starter (9-Tooth, 4.033" Hsg.)	UT	PMDD	12	5716N
40TL						
44.9 cid - 40 HP	1998-94	UT Starter (9-Tooth, 4.033" Hsg.)	UT	PMDD	12	5713N
44.9 cid - 40 HP	1994-89	UT Starter (9-Tooth, 4.033" Hsg.)	UT	PMDD	12	5713N
44.9 cid - 40 HP	1988	Prestolite System (9-Tooth)	UT	PMDD	12	5716N
44.9 cid - 40 HP		UT Starter (11-Tooth, 3.454" Hsg.)	UT	PMDD	12	5712N
44.9 cid - 40 HP		UT Starter (9-Tooth, 4.033" Hsg.)	UT	PMDD	12	5716N
40TPL						
44.9 cid - 40 HP	2001-99	UT Starter (9-Tooth, 4.033" Hsg.)	UT	PMDD	12	5713N
40TTL						
44.9 cid - 40 HP	1998-94	UT Starter (9-Tooth, 4.033" Hsg.)	UT	PMDD	12	5713N
44.9 cid - 40 HP	1994-89	UT Starter (9-Tooth, 4.033" Hsg.)	UT	PMDD	12	5713N
48ESL						
44.9 cid - 48 HP	1996-94	UT Starter (9-Tooth, 4.033" Hsg.)	UT	PMDD	12	5713N
44.9 cid - 48 HP	1994-87	UT Starter (9-Tooth, 4.033" Hsg.)	UT	PMDD	12	5713N
50 (Older Models)						
44.9 cid - 50 HP	1979-71	Prestolite System (9-Tooth)	UT	PMDD	12	5716N
44.9 cid - 50 HP		UT Starter (9-Tooth, 4.033" Hsg.)	UT	PMDD	12	5716N
50D (3cyl)						
56.1 cid - 50 HP	1997-95	UT Starter (9-Tooth, 4.033" Hsg.)	UT	PMDD	12	5718N
56.1 cid - 50 HP	1998	UT Starter (9-Tooth, 4.033" Hsg.)	UT	PMDD	12	5718N
50E						
44.9 cid - 50 HP	1980	Prestolite System (9-Tooth)	UT	PMDD	12	5716N
44.9 cid - 50 HP		UT Starter (9-Tooth, 4.033" Hsg.)	UT	PMDD	12	5716N

STARTERS

STARTER APPLICATIONS

ENGINE	YEAR	APPLICATION	Mfg	Type	Volt	PART NUMBER
JOHNSON - Marine Engine (Cont'd)						
50EL						
44.9 cid - 50 HP	2001-99	UT Starter (9-Tooth, 4.033" Hsg.)	UT	PMDD	12	5713N
44.9 cid - 50 HP	1980	Prestolite System (9-Tooth)	UT	PMDD	12	5716N
44.9 cid - 50 HP		UT Starter (9-Tooth, 4.033" Hsg.)	UT	PMDD	12	5716N
50EL (3cyl)						
56.1 cid - 50 HP	1997-95	UT Starter (9-Tooth, 4.033" Hsg.)	UT	PMDD	12	5718N
50ESL						
44.9 cid - 50 HP	1998-97	UT Starter (9-Tooth, 4.033" Hsg.)	UT	PMDD	12	5713N
50J Jet						
44.9 cid - 35 HP	1997-96	United Tech System	UT	PMDD	12	5713N
44.9 cid - 35 HP	1995-91	United Tech System	UT	PMDD	12	5713N
50PL						
44.9 cid - 50 HP	2005-99	UT Starter (9-Tooth, 4.033" Hsg.)	UT	PMDD	12	5713N
50TEL						
44.9 cid - 50 HP	1995-94	UT Starter (9-Tooth, 4.033" Hsg.)	UT	PMDD	12	5713N
44.9 cid - 50 HP	1994-89	UT Starter (9-Tooth, 4.033" Hsg.)	UT	PMDD	12	5713N
44.9 cid - 50 HP	1988-83	Prestolite System (9-Tooth)	UT	PMDD	12	5716N
44.9 cid - 50 HP		UT Starter (9-Tooth, 4.033" Hsg.)	UT	PMDD	12	5716N
50TLE						
44.9 cid - 50 HP	1998-94	UT Starter (9-Tooth, 4.033" Hsg.)	UT	PMDD	12	5713N
44.9 cid - 50 HP	1994-89	UT Starter (9-Tooth, 4.033" Hsg.)	UT	PMDD	12	5713N
44.9 cid - 50 HP	1988-84	Prestolite System (9-Tooth)	UT	PMDD	12	5716N
44.9 cid - 50 HP		UT Starter (9-Tooth, 4.033" Hsg.)	UT	PMDD	12	5716N
50TSL						
44.9 cid - 50 HP	1998-97	UT Starter (9-Tooth, 4.033" Hsg.)	UT	PMDD	12	5713N
50TT (3cyl)						
56.1 cid - 50 HP	1997-95	UT Starter (9-Tooth, 4.033" Hsg.)	UT	PMDD	12	5718N
56.1 cid - 50 HP	1998	UT Starter (9-Tooth, 4.033" Hsg.)	UT	PMDD	12	5718N
60 (Older Models)						
44.9 cid - 60 HP	1976-71	Prestolite System (9-Tooth)	UT	PMDD	12	5716N
44.9 cid - 60 HP	1970-69	Prestolite System (10-Tooth)	UT	PMDD	12	5718N
60E (2cyl)						
44.9 cid - 60 HP	1982-80	Prestolite System (9-Tooth)	UT	PMDD	12	5716N
44.9 cid - 60 HP		UT Starter (9-Tooth, 4.033" Hsg.)	UT	PMDD	12	5716N
60EL						
49.7 cid - 60 HP	1988-86	Prestolite System (10-Tooth)	UT	PMDD	12	5718N
49.7 cid - 60 HP		United Tech System (9-Tooth)	UT	PMDD	12	5718N
56.1 cid - 60 HP	1997-94	United Tech System (9-Tooth)	UT	PMDD	12	5718N
56.1 cid - 60 HP	1994-89	Prestolite System (10-Tooth)	UT	PMDD	12	5718N
60EL (2cyl)						
44.9 cid - 60 HP	1985-80	Prestolite System (9-Tooth)	UT	PMDD	12	5716N
44.9 cid - 60 HP		UT Starter (9-Tooth, 4.033" Hsg.)	UT	PMDD	12	5716N
60PL						
56.1 cid - 60 HP	2001-99	United Tech System (9-Tooth)	UT	PMDD	12	5718N
60TL						
56.1 cid - 60 HP	1997-94	United Tech System (9-Tooth)	UT	PMDD	12	5718N
56.1 cid - 60 HP	1994-89	Prestolite System (10-Tooth)	UT	PMDD	12	5718N
56.1 cid - 60 HP	1998	United Tech System (9-Tooth)	UT	PMDD	12	5718N

STARTERS

STARTER APPLICATIONS

ENGINE	YEAR	APPLICATION	Mfg	Type	Volt	PART NUMBER
JOHNSON - Marine Engine (Cont'd)						
60TL (2cyl)						
44.9 cid - 60 HP	1985-84	Prestolite System (9-Tooth)	UT	PMDD	12	5716N
44.9 cid - 60 HP		UT Starter (9-Tooth, 4.033" Hsg.)	UT	PMDD	12	5716N
60TTL						
56.1 cid - 60 HP	1997-94	United Tech System (9-Tooth)	UT	PMDD	12	5718N
56.1 cid - 60 HP	1994-89	Prestolite System (10-Tooth)	UT	PMDD	12	5718N
56.1 cid - 60 HP	1998	United Tech System (9-Tooth)	UT	PMDD	12	5718N
65 (Older Models)						
44.9 cid - 65 HP	1979-69	Prestolite System (10-Tooth)	UT	PMDD	12	5718N
44.9 cid - 65 HP		United Tech System (9-Tooth)	UT	PMDD	12	5718N
44.9 cid - 65 HP	1968-64	Delco System	UT	PMDD	12	5712N
65CWML						
49.7 cid - 65 HP	1987	Prestolite System (10-Tooth)	UT	PMDD	12	5718N
49.7 cid - 65 HP		United Tech System (9-Tooth)	UT	PMDD	12	5718N
65RWL						
49.7 cid - 65 HP	1986-85	Prestolite System (10-Tooth)	UT	PMDD	12	5718N
49.7 cid - 65 HP		United Tech System (9-Tooth)	UT	PMDD	12	5718N
65TEL						
49.7 cid - 65 HP	1986-85	Prestolite System (10-Tooth)	UT	PMDD	12	5718N
49.7 cid - 65 HP		United Tech System (9-Tooth)	UT	PMDD	12	5718N
65W						
56.1 cid - 65 HP	2001-99	United Tech System (9-Tooth)	UT	PMDD	12	5718N
56.1 cid - 65 HP	1995-94	United Tech System (9-Tooth)	UT	PMDD	12	5718N
56.1 cid - 65 HP	1994-89	Prestolite System (10-Tooth)	UT	PMDD	12	5718N
70 (Older Models)						
49.7 cid - 70 HP	1979-71	Prestolite System (9-Tooth)	UT	PMDD	12	5716N
49.7 cid - 70 HP	1970-69	Prestolite System (10-Tooth)	UT	PMDD	12	5718N
70EL						
49.7 cid - 70 HP	1985-80	Prestolite System (10-Tooth)	UT	PMDD	12	5718N
49.7 cid - 70 HP		United Tech System (9-Tooth)	UT	PMDD	12	5718N
56.1 cid - 70 HP	1995-94	United Tech System (9-Tooth)	UT	PMDD	12	5718N
56.1 cid - 70 HP	1994-86	Prestolite System (10-Tooth)	UT	PMDD	12	5718N
70PL						
56.1 cid - 70 HP	2001-99	United Tech System (9-Tooth)	UT	PMDD	12	5718N
70TL						
49.7 cid - 70 HP	1985-84	Prestolite System (10-Tooth)	UT	PMDD	12	5718N
49.7 cid - 70 HP		United Tech System (9-Tooth)	UT	PMDD	12	5718N
56.1 cid - 70 HP	1997-94	United Tech System (9-Tooth)	UT	PMDD	12	5718N
56.1 cid - 70 HP	1994-86	Prestolite System (10-Tooth)	UT	PMDD	12	5718N
56.1 cid - 70 HP	1998	United Tech System (9-Tooth)	UT	PMDD	12	5718N
70TTL						
56.1 cid - 70 HP	1995-94	United Tech System (9-Tooth)	UT	PMDD	12	5718N
56.1 cid - 70 HP	1994-91	Prestolite System (10-Tooth)	UT	PMDD	12	5718N
70VL						
56.1 cid - 70 HP	2001	United Tech System (9-Tooth)	UT	PMDD	12	5718N
75 (Older Models)						
49.7 cid - 70 HP	1979-71	Prestolite System (9-Tooth)	UT	PMDD	12	5716N
49.7 cid - 70 HP	1970-69	Prestolite System (10-Tooth)	UT	PMDD	12	5718N

STARTERS

STARTER APPLICATIONS

ENGINE	YEAR	APPLICATION	Mfg	Type	Volt	PART NUMBER
JOHNSON - Marine Engine (Cont'd)						
75E						
49.7 cid - 75 HP	1988-80	Prestolite System (10-Tooth)	UT	PMDD	12	5718N
49.7 cid - 75 HP		United Tech System (9-Tooth)	UT	PMDD	12	5718N
75ER						
49.7 cid - 75 HP	1983	Prestolite System (10-Tooth)	UT	PMDD	12	5718N
49.7 cid - 75 HP		United Tech System (9-Tooth)	UT	PMDD	12	5718N
75ERL						
49.7 cid - 75 HP	1980	Prestolite System (10-Tooth)	UT	PMDD	12	5718N
49.7 cid - 75 HP		United Tech System (9-Tooth)	UT	PMDD	12	5718N
75TL						
49.7 cid - 75 HP	1984-80	Prestolite System (10-Tooth)	UT	PMDD	12	5718N
49.7 cid - 75 HP		United Tech System (9-Tooth)	UT	PMDD	12	5718N
75TRL						
49.7 cid - 75 HP	1983	Prestolite System (10-Tooth)	UT	PMDD	12	5718N
49.7 cid - 75 HP		United Tech System (9-Tooth)	UT	PMDD	12	5718N
85 (Older Models)						
99.6 cid - 85 HP	1979-64	Prestolite System (Small Gear)	UT	PMDD	12	5719N
99.6 cid - 85 HP		United Tech System (Small Gear)	UT	PMDD	12	5719N
85ML						
99.6 cid - 85 HP	1980	Prestolite System (10-Tooth)	UT	PMDD	12	5719N
99.6 cid - 85 HP		United Tech System (10-Tooth)	UT	PMDD	12	5719N
85TL						
99.6 cid - 85 HP	1980	Prestolite System (10-Tooth)	UT	PMDD	12	5719N
99.6 cid - 85 HP		United Tech System (10-Tooth)	UT	PMDD	12	5719N
85TTL						
99.6 cid - 85 HP	1995-94	United Tech System (10-Tooth)	UT	PMDD	12	5722N
99.6 cid - 85 HP	1994-91	United Tech System (10-Tooth)	UT	PMDD	12	5719N
88MSL						
99.6 cid - 88 HP	1996-94	United Tech System (10-Tooth)	UT	PMDD	12	5722N
99.6 cid - 88 HP	1994-87	United Tech System (10-Tooth)	UT	PMDD	12	5719N
88TSL						
99.6 cid - 88 HP	1996-94	United Tech System (10-Tooth)	UT	PMDD	12	5722N
99.6 cid - 88 HP	1994	United Tech System (10-Tooth)	UT	PMDD	12	5719N
90 (Older Models)						
99.6 cid - 90 HP	1977-70	Prestolite System (Small Gear)	UT	PMDD	12	5719N
99.6 cid - 90 HP		United Tech System (Small Gear)	UT	PMDD	12	5719N
90EL						
99.6 cid - 90 HP	1997-95	United Tech System	UT	PMDD	12	5720N
99.6 cid - 90 HP	1998	United Tech System	UT	PMDD	12	5720N
90EX						
99.6 cid - 90 HP	1995	United Tech System	UT	PMDD	12	5720N
90FS						
105.4 cid - 90 HP	1998	United Tech System	UT	PMDD	12	5762N
90FT						
105.4 cid - 90 HP	1998	United Tech System	UT	PMDD	12	5762N
90GL						
105.4 cid - 90 HP	2006-03	United Tech System	UT	PMDD	12	5720N

STARTERS

STARTER APPLICATIONS

ENGINE	YEAR	APPLICATION	Mfg	Type	Volt	PART NUMBER
JOHNSON - Marine Engine (Cont'd)						
90J						
99.6 cid - 65 HP	1995-94	United Tech System (10-Tooth)	UT	PMDD	12	5722N
99.6 cid - 65 HP	1994-91	United Tech System (10-Tooth)	UT	PMDD	12	5719N
90ML						
99.6 cid - 90 HP	1996-95	United Tech System (10-Tooth)	UT	PMDD	12	5722N
99.6 cid - 90 HP	1986-81	Prestolite System (10-Tooth)	UT	PMDD	12	5719N
99.6 cid - 90 HP		United Tech System (10-Tooth)	UT	PMDD	12	5719N
90PL						
105.4 cid - 90 HP	2006-99	United Tech System	UT	PMDD	12	5720N
90PX						
105.4 cid - 90 HP	2006-04	United Tech System	UT	PMDD	12	5720N
90SL						
99.6 cid - 90 HP	1997-95	United Tech System	UT	PMDD	12	5720N
99.6 cid - 90 HP	1998	United Tech System	UT	PMDD	12	5720N
90TL						
99.6 cid - 90 HP	1996-94	United Tech System (10-Tooth)	UT	PMDD	12	5722N
99.6 cid - 90 HP	1994-81	Prestolite System (10-Tooth)	UT	PMDD	12	5719N
99.6 cid - 90 HP		United Tech System (10-Tooth)	UT	PMDD	12	5719N
90TSL						
99.6 cid - 90 HP	1998-97	United Tech System (10-Tooth)	UT	PMDD	12	5722N
90TX						
99.6 cid - 90 HP	1994-81	United Tech System (10-Tooth)	UT	PMDD	12	5719N
99.6 cid - 90 HP	1986-81	Prestolite System (10-Tooth)	UT	PMDD	12	5719N
99.6 cid - 90 HP	1994	United Tech System (10-Tooth)	UT	PMDD	12	5722N
90TXL						
99.6 cid - 90 HP	1982	Prestolite System (10-Tooth)	UT	PMDD	12	5719N
99.6 cid - 90 HP		United Tech System (10-Tooth)	UT	PMDD	12	5719N
90VL						
105.4 cid - 90 HP	2006-02	United Tech System	UT	PMDD	12	5720N
KAWASAKI - Personal Watercraft						
JF650 TS B1-B2						
650cc	1990-89	Mitsuba System	MT	PMDD	12	18330N-K
JF650 TS B3-B8						
650cc	1996-91	Mitsuba System	MT	PMDD	12	18330N-K
JF650 X2 A10						
650cc	1995	Mitsuba System	MT	PMDD	12	18330N-K
JF650 X2 A1-A2						
650cc	1987-86	Mitsuba System	MT	PMDD	12	18330N-K
JF650 X2 A3-A5						
650cc	1990-88	Mitsuba System	MT	PMDD	12	18330N-K
JF650 X2 A6-A9						
650cc	1994-91	Mitsuba System	MT	PMDD	12	18330N-K
JH1100 1100 Zxi A1-A5						
1071cc	2000-96	Mitsuba System	MT	PMDD	12	18330N-K

STARTERS

STARTER APPLICATIONS

ENGINE	YEAR	APPLICATION	Mfg	Type	Volt	PART NUMBER
KAWASAKI - Personal Watercraft (Cont'd)						
JH1100 1100 Zxi A6-A8						
1071cc	2003-01	Mitsuba System	MT	PMDD	12	18330N-K
JH1100 Ultra 130 D.I. B1-B4						
1071cc	2004-01	Mitsuba System	MT	PMDD	12	18330N-K
JH1200 Ultra 150 A1-A2						
1176cc	2000-99	Mitsuba System	ND	PMDD	12	18445N
JH1200 Ultra 150 A3-A4						
1176cc	2002-01	Mitsuba System	ND	PMDD	12	18445N
JH1200 Ultra 150 B1-B3						
1176cc	2005-03	Mitsuba System	ND	PMDD	12	18445N
JH750 750 ZXI C1-C3						
743cc	1997-95	Mitsuba System	MT	PMDD	12	18330N-K
JH750 750SS A1-A4						
743cc	1995-92	Mitsuba System	MT	PMDD	12	18330N-K
JH750 750SS E1-E2						
743cc	1997-96	Mitsuba System	MT	PMDD	12	18330N-K
JH750 Super Sport XI B1-B3						
743cc	1995-93	Mitsuba System	MT	PMDD	12	18330N-K
JH750 Super Sport XI F1-F2						
743cc	1997-96	Mitsuba System	MT	PMDD	12	18330N-K
JH750 Xi Sport G1-G2						
743cc	1999-98	Mitsuba System	MT	PMDD	12	18330N-K
JH750 XIR D1						
743cc	1994	Mitsuba System	MT	PMDD	12	18330N-K
JH900 900 ZXI A1-A3						
891cc	1997-95	Mitsuba System	MT	PMDD	12	18330N-K
JL650 SC A1-A5						
650cc	1995-91	Mitsuba System	MT	PMDD	12	18330N-K
JS400 A3						
400cc	1976	Denso System	HI	PMDD	12	18305N
JS440 A1-A16						
440cc	1992-77	Denso System	HI	PMDD	12	18305N
JS550 550SX A8						
550cc	1989	Denso System	HI	PMDD	12	18305N
JS550 550SX B1						
550cc	1990	Denso System	HI	PMDD	12	18305N
JS550 550SX C1-C5						
550cc	1995-91	Denso System	HI	PMDD	12	18305N
JS550 A1-A4						
550cc	1985-82	Denso System	HI	PMDD	12	18305N
JS550 A5-A7						
550cc	1988-86	Denso System	HI	PMDD	12	18305N
JS650 650SX A1						
650cc	1987	Mitsuba System	MT	PMDD	12	18330N-K

STARTERS

STARTER APPLICATIONS

ENGINE	YEAR	APPLICATION	Mfg	Type	Volt	PART NUMBER
KAWASAKI - Personal Watercraft (Cont'd)						
JS650 650SX A2-A4						
650cc	1990-88	Mitsuba System	MT	PMDD	12	18330N-K
JS650 650SX B1-B3						
650cc	1993-91	Mitsuba System	MT	PMDD	12	18330N-K
JS750 750 SXI Pro C1-C5						
743cc	2002-98	Mitsuba System	MT	PMDD	12	18330N-K
JS750 750SX A1-A4						
743cc	1995-92	Mitsuba System	MT	PMDD	12	18330N-K
JS750 750SXI B1-B2						
743cc	1996-95	Mitsuba System	MT	PMDD	12	18330N-K
JS800 SX-R A1-A9						
781cc	2009-03	Mitsuba System	MT	PMDD	12	18330N-K
JT1100 1100 STX A1						
1071cc	1997	Mitsuba System	MT	PMDD	12	18330N-K
JT1100 1100 STX B1-B2						
1071cc	1999-98	Mitsuba System	MT	PMDD	12	18330N-K
JT1100 1100 STX D.I. C1						
1071cc	2000	Mitsuba System	MT	PMDD	12	18330N-K
JT1100 1100 STX D.I. F1-F2						
1071cc	2002-01	Mitsuba System	MT	PMDD	12	18330N-K
JT1100 1100 STX D.I. G1						
1071cc	2003	Mitsuba System	MT	PMDD	12	18330N-K
JT1200 STX-12F B1-B2						
1199cc	2004-03	Mitsuba System	MT	PMDD	12	18432N
JT1200 STX-12F D1-D7						
1199cc	2007-05	Mitsuba System	MT	PMDD	12	18432N
JT1200 STX-R A1-A2						
1176cc	2003-02	Mitsuba System	ND	PMDD	12	18445N
JT1200 STX-R C1-C2						
1176cc	2005-04	Mitsuba System	ND	PMDD	12	18445N
JT1500 STX-15F A1-A9						
1498cc	2009-04	Mitsuba System	MT	PMDD	12	18432N
JT1500 Ultra 250X B7-B9						
1498cc	2009-07	Mitsuba System	MT	PMDD	12	18432N
JT1500 Ultra LX C7-C9						
1498cc	2009-07	Mitsuba System	MT	PMDD	12	18432N
JT750 750 STX C1						
743cc	1998	Mitsuba System	MT	PMDD	12	18330N-K
JT750 ST A1-A2						
743cc	1995-94	Mitsuba System	MT	PMDD	12	18330N-K
JT750 STS B1-B3						
743cc	1997-95	Mitsuba System	MT	PMDD	12	18330N-K
JT900 900 STS B3-B4						
891cc	2002-01	Mitsuba System	MT	PMDD	12	18330N-K

STARTERS

STARTER APPLICATIONS

STARTERS

ENGINE	YEAR	APPLICATION	Mfg	Type	Volt	PART NUMBER
KAWASAKI - Personal Watercraft (Cont'd)						
JT900 900 STX A1-A2						
891cc	1998-97	Mitsuba System	MT	PMDD	12	18330N-K
JT900 900 STX B1-B2						
891cc	2000-99	Mitsuba System	MT	PMDD	12	18330N-K
JT900 900 STX C1-C2						
891cc	2002-01	Mitsuba System	MT	PMDD	12	18330N-K
JT900 900 STX D1						
891cc	2003	Mitsuba System	MT	PMDD	12	18330N-K
JT900 900 STX E1-E2 E6F						
891cc	2006-04	Mitsuba System	MT	PMDD	12	18330N-K
LOMBARDINI - Marine Engine						
LDAM673						
3 Cyl., 2.0L	1979-77	Bosch System	BO	DD	12	16562N
LDAM674						
4 Cyl., 2.7L	1979-70	Bosch System	BO	DD	12	16562N
LDAM833						
3 Cyl., 2.5L	1979-73	Bosch System	BO	DD	12	16562N
LDAM834						
4 Cyl., 3.3L	1979-73	Bosch System	BO	DD	12	16562N
MARINER - Marine Engine						
100ELPTO						
1.7L - 105 cid - 100 HP	1993-88	United Tech System	UT	PMDD	12	5736N
1.9L - 113 cid - 100 HP	2000-94	United Tech System	UT	PMDD	12	5736N
100ELXLPTO						
1.7L - 105 cid - 100 HP	1989-88	United Tech System	UT	PMDD	12	5736N
100EXLHPTO						
1.9L - 113 cid - 100 HP	2000-98	United Tech System	UT	PMDD	12	5736N
115EL						
1.6L - 99.8 cid - 115 HP	1983-78	United Tech System	UT	PMDD	12	5735N
115ELPT						
1.6L - 99.8 cid - 115 HP	1985-78	United Tech System	UT	PMDD	12	5735N
115ELPTO						
1.6L - 99.8 cid - 115 HP	1988-86	United Tech System	UT	PMDD	12	5735N
1.7L - 105 cid - 115 HP	1993-89	United Tech System	UT	PMDD	12	5736N
1.9L - 113 cid - 115 HP	2001-94	United Tech System	UT	PMDD	12	5736N
115ELPTO Coastal						
1.9L - 113 cid - 115 HP	2001-00	All	UT	PMDD	12	5736N
1.9L - 113 cid - 115 HP	1999	United Tech System	UT	PMDD	12	5736N
115ELPTO Jet 80						
1.9L - 113 cid - 80 HP	2001-95	United Tech System	UT	PMDD	12	5736N
115ELPTO Saltwater						
1.9L - 113 cid - 115 HP	2001-00	United Tech System	UT	PMDD	12	5736N

STARTER APPLICATIONS

ENGINE	YEAR	APPLICATION	Mfg	Type	Volt	PART NUMBER
MARINER - Marine Engine (Cont'd)						
115EXLPT						
1.6L - 99.8 cid - 115 HP	1985-80	United Tech System	UT	PMDD	12	5735N
115EXLPTO						
1.6L - 99.8 cid - 115 HP	1988-86	United Tech System	UT	PMDD	12	5735N
1.7L - 105 cid - 115 HP	1993-89	United Tech System	UT	PMDD	12	5736N
1.9L - 113 cid - 115 HP	2001-94	United Tech System	UT	PMDD	12	5736N
115L Optimax						
1.9L - 113 cid - 115 HP	2001	Delco System	DR	PMGR	12	6794N
115L Optimax Saltwater						
1.9L - 113 cid - 115 HP	2001	Delco System	DR	PMGR	12	6794N
115XL Optimax Saltwater						
1.9L - 113 cid - 115 HP	2001	Delco System	DR	PMGR	12	6794N
125ELPTO						
1.9L - 113 cid - 125 HP	2001-94	United Tech System	UT	PMDD	12	5736N
125EXLPTO						
1.9L - 113 cid - 125 HP	2001-94	United Tech System	UT	PMDD	12	5736N
135CXL						
2.0L - 121.9 cid - 135 HP	2000-99	United Tech System	UT	PMDD	12	5389N
2.0L - 121.9 cid - 135 HP	1998-93	United Tech System	UT	PMDD	12	5389N
135CXL DFI / Optimax						
2.5L - 153.0 cid - 135 HP	2001	Delco System	DR	PMGR	12	6794N
2.5L - 153.0 cid - 135 HP	1999	Match OE #50-833153-2	UT	PMDD	12	5772N
2.5L - 153.0 cid - 135 HP		Match OE #50-833153-5	UT	PMDD	12	5772N
2.5L - 153.0 cid - 135 HP	1998	United Tech System	UT	PMDD	12	5772N
135ELPTO						
2.0L - 121.9 cid - 135 HP	1988-86	United Tech System	UT	PMDD	12	5389N
135EXLPTO						
2.0L - 121.9 cid - 135 HP	1988-86	United Tech System	UT	PMDD	12	5389N
135L						
2.0L - 121.9 cid - 135 HP	2000-99	United Tech System	UT	PMDD	12	5389N
2.0L - 121.9 cid - 135 HP	1998-89	United Tech System	UT	PMDD	12	5389N
135L DFI / Optimax						
2.5L - 153.0 cid - 135 HP	2001	Delco System	DR	PMGR	12	6794N
2.5L - 153.0 cid - 135 HP	1999	Match OE #50-833153-2	UT	PMDD	12	5772N
2.5L - 153.0 cid - 135 HP		Match OE #50-833153-5	UT	PMDD	12	5772N
2.5L - 153.0 cid - 135 HP	1998	United Tech System	UT	PMDD	12	5772N
135XL						
2.0L - 121.9 cid - 135 HP	2000-99	United Tech System	UT	PMDD	12	5389N
2.0L - 121.9 cid - 135 HP	1998-89	United Tech System	UT	PMDD	12	5389N
135XL DFI / Optimax						
2.5L - 153.0 cid - 135 HP	2001	Delco System	DR	PMGR	12	6794N
2.5L - 153.0 cid - 135 HP	1999	Match OE #50-833153-2	UT	PMDD	12	5772N
2.5L - 153.0 cid - 135 HP		Match OE #50-833153-5	UT	PMDD	12	5772N
2.5L - 153.0 cid - 135 HP	1998	United Tech System	UT	PMDD	12	5772N
140ELPT						
140 HP	1979-78	United Tech System	UT	PMDD	12	5735N

STARTERS

STARTER APPLICATIONS

STARTERS

ENGINE	YEAR	APPLICATION	Mfg	Type	Volt	PART NUMBER
MARINER - Marine Engine (Cont'd)						
150 Magnum EFI						
2.5L - 153.0 cid - 150 HP	1998-92	United Tech System	UT	PMDD	12	5389N
150 Magnum II						
2.5L - 153.0 cid - 150 HP	1991-89	United Tech System	UT	PMDD	12	5389N
150 Magnum III						
2.5L - 153.0 cid - 150 HP	2000-99	United Tech System	UT	PMDD	12	5389N
2.5L - 153.0 cid - 150 HP	1998-94	United Tech System	UT	PMDD	12	5389N
150CXL						
2.0L - 121.9 cid - 150 HP	1998-89	United Tech System	UT	PMDD	12	5389N
150CXL DFI / Optimax						
2.5L - 153.0 cid - 150 HP	2001	Delco System	DR	PMGR	12	6794N
2.5L - 153.0 cid - 150 HP	1999	Match OE #50-833153-2	UT	PMDD	12	5772N
2.5L - 153.0 cid - 150 HP		Match OE #50-833153-5	UT	PMDD	12	5772N
2.5L - 153.0 cid - 150 HP	1998	United Tech System	UT	PMDD	12	5772N
150CXL EFI						
2.5L - 153.0 cid - 150 HP	2000-99	United Tech System	UT	PMDD	12	5389N
2.5L - 153.0 cid - 150 HP	1998-94	United Tech System	UT	PMDD	12	5389N
150CXL Saltwater						
2.5L - 153.0 cid - 150 HP	2000-99	United Tech System	UT	PMDD	12	5389N
150ELPT						
2.0L - 121.9 cid - 150 HP	1985-79	Match OE #1065221M030SM	UT	PMDD	12	5735N
2.0L - 121.9 cid - 150 HP		Match OE #1491624M030SM	UT	PMDD	12	5389N
2.0L - 121.9 cid - 150 HP		Match OE #1718328M030SM	UT	PMDD	12	5389N
2.0L - 121.9 cid - 150 HP		Match OE #MJL4003B	PS	DD	12	5393N
150ELPTO						
2.0L - 121.9 cid - 150 HP	1988-86	United Tech System	UT	PMDD	12	5389N
150ELXPTO						
2.0L - 121.9 cid - 150 HP	1988-86	United Tech System	UT	PMDD	12	5389N
150EXLPT						
2.0L - 121.9 cid - 150 HP	1985-79	Match OE #1065221M030SM	UT	PMDD	12	5735N
2.0L - 121.9 cid - 150 HP		Match OE #1491624M030SM	UT	PMDD	12	5389N
2.0L - 121.9 cid - 150 HP		Match OE #1718328M030SM	UT	PMDD	12	5389N
2.0L - 121.9 cid - 150 HP		Match OE #MJL4003B	PS	DD	12	5393N
150L						
2.0L - 121.9 cid - 150 HP	1998-89	United Tech System	UT	PMDD	12	5389N
150L DFI / Optimax						
2.5L - 153.0 cid - 150 HP	2001	Delco System	DR	PMGR	12	6794N
2.5L - 153.0 cid - 150 HP	1999	Match OE #50-833153-2	UT	PMDD	12	5772N
2.5L - 153.0 cid - 150 HP		Match OE #50-833153-5	UT	PMDD	12	5772N
2.5L - 153.0 cid - 150 HP	1998	United Tech System	UT	PMDD	12	5772N
150L EFI						
2.5L - 153.0 cid - 150 HP	2000-99	United Tech System	UT	PMDD	12	5389N
150L Jet 105						
2.0L - 121.9 cid - 150 HP	1998-95	United Tech System	UT	PMDD	12	5389N
150L XR6						
2.5L - 153.0 cid - 150 HP	2000-99	United Tech System	UT	PMDD	12	5389N

STARTER APPLICATIONS

ENGINE	YEAR	APPLICATION	Mfg	Type	Volt	PART NUMBER
MARINER - Marine Engine (Cont'd)						
150XL						
2.0L - 121.9 cid - 150 HP	1998-89	United Tech System	UT	PMDD	12	5389N
150XL DFI / Optimax						
2.5L - 153.0 cid - 150 HP	2001	Delco System	DR	PMGR	12	6794N
2.5L - 153.0 cid - 150 HP	1999	Match OE #50-833153-2	UT	PMDD	12	5772N
2.5L - 153.0 cid - 150 HP		Match OE #50-833153-5	UT	PMDD	12	5772N
2.5L - 153.0 cid - 150 HP	1998	United Tech System	UT	PMDD	12	5772N
150XL EFI						
2.5L - 153.0 cid - 150 HP	2000-99	United Tech System	UT	PMDD	12	5389N
2.5L - 153.0 cid - 150 HP	1998-94	United Tech System	UT	PMDD	12	5389N
150XL Saltwater						
2.5L - 153.0 cid - 150 HP	2000-99	United Tech System	UT	PMDD	12	5389N
15E 4-Stroke						
19.7 cid - 15 HP	2001-99	Nut Design	UT	PMDD	12	5763N
19.7 cid - 15 HP		Retaining Ring Design	UT	PMDD	12	5763N
19.7 cid - 15 HP	1998	All	UT	PMDD	12	5763N
15EH						
16.0 cid - 15 HP	2001-99	All	UT	PMDD	12	5724N
16.0 cid - 15 HP	1998-92	All	UT	PMDD	12	5724N
15EH 4-Stroke						
19.7 cid - 15 HP	2001-99	Nut Design	UT	PMDD	12	5763N
19.7 cid - 15 HP		Retaining Ring Design	UT	PMDD	12	5763N
15EL						
16.0 cid - 15 HP	2001-99	All	UT	PMDD	12	5724N
16.0 cid - 15 HP	1998-92	All	UT	PMDD	12	5724N
15EL 4-Stroke						
19.7 cid - 15 HP	2001-99	Nut Design	UT	PMDD	12	5763N
19.7 cid - 15 HP		Retaining Ring Design	UT	PMDD	12	5763N
19.7 cid - 15 HP	1998	All	UT	PMDD	12	5763N
15EL B/F 4-Stroke						
16.0 cid - 15 HP	1998	All	UT	PMDD	12	5763N
19.7 cid - 15 HP	2001-99	Nut Design	UT	PMDD	12	5763N
19.7 cid - 15 HP		Retaining Ring Design	UT	PMDD	12	5763N
15ELH						
16.0 cid - 15 HP	2001-99	All	UT	PMDD	12	5724N
16.0 cid - 15 HP	1998-92	All	UT	PMDD	12	5724N
15ELH 4-Stroke						
19.7 cid - 15 HP	2001-99	Nut Design	UT	PMDD	12	5763N
19.7 cid - 15 HP		Retaining Ring Design	UT	PMDD	12	5763N
19.7 cid - 15 HP	1998	All	UT	PMDD	12	5763N
175CXL						
2.3L - 142.2 cid - 175 HP	1989	United Tech System	UT	PMDD	12	5389N
2.5L - 153.0 cid - 175 HP	2000-99	United Tech System	UT	PMDD	12	5389N
2.5L - 153.0 cid - 175 HP	1998-93	United Tech System	UT	PMDD	12	5389N
175CXL DFI						
2.5L - 153.0 cid - 175 HP	2001	Delco System	DR	PMGR	12	6794N
175ELPT						
2.0L - 121.9 cid - 175 HP	1980-79	Match OE #1065221M030SM	UT	PMDD	12	5735N
2.0L - 121.9 cid - 175 HP		Match OE #1491624M030SM	UT	PMDD	12	5389N

STARTERS

STARTER APPLICATIONS

ENGINE	YEAR	APPLICATION	Mfg	Type	Volt	PART NUMBER
MARINER - Marine Engine (Cont'd)						
175ELPT (Cont'd)						
2.0L - 121.9 cid - 175 HP		Match OE #1718328M030SM	UT	PMDD	12	5389N
2.0L - 121.9 cid - 175 HP		Match OE #MJL4003B	PS	DD	12	5393N
175ELPTO						
2.3L - 142.2 cid - 175 HP	1988-85	Match OE #1065221M030SM	UT	PMDD	12	5735N
2.3L - 142.2 cid - 175 HP		Match OE #1491624M030SM	UT	PMDD	12	5389N
2.3L - 142.2 cid - 175 HP		Match OE #1718328M030SM	UT	PMDD	12	5389N
2.3L - 142.2 cid - 175 HP		Match OE #MJL4003B	PS	DD	12	5393N
175EXLPT						
2.0L - 121.9 cid - 175 HP	1980-79	Match OE #1065221M030SM	UT	PMDD	12	5735N
2.0L - 121.9 cid - 175 HP		Match OE #1491624M030SM	UT	PMDD	12	5389N
2.0L - 121.9 cid - 175 HP		Match OE #1718328M030SM	UT	PMDD	12	5389N
2.0L - 121.9 cid - 175 HP		Match OE #MJL4003B	PS	DD	12	5393N
175EXLPTO						
2.3L - 142.2 cid - 175 HP	1988-85	Match OE #1065221M030SM	UT	PMDD	12	5735N
2.3L - 142.2 cid - 175 HP		Match OE #1491624M030SM	UT	PMDD	12	5389N
2.3L - 142.2 cid - 175 HP		Match OE #1718328M030SM	UT	PMDD	12	5389N
2.3L - 142.2 cid - 175 HP		Match OE #MJL4003B	PS	DD	12	5393N
175L						
2.3L - 142.2 cid - 175 HP	1991-89	United Tech System	UT	PMDD	12	5389N
2.5L - 153.0 cid - 175 HP	2000-99	United Tech System	UT	PMDD	12	5389N
2.5L - 153.0 cid - 175 HP	1998-92	United Tech System	UT	PMDD	12	5389N
175L DIG Saltwater DFI						
2.5L - 153.0 cid - 175 HP	2001	Delco System	DR	PMGR	12	6794N
175L Magnum EFI						
2.3L - 142.2 cid - 175 HP	1991	United Tech System	UT	PMDD	12	5389N
2.5L - 153.0 cid - 175 HP	1998-92	United Tech System	UT	PMDD	12	5389N
2.5L - 153.0 cid - 175 HP	1999	United Tech System	UT	PMDD	12	5389N
175SKI						
2.3L - 142.2 cid - 175 HP	1990	United Tech System	UT	PMDD	12	5389N
175XL						
2.3L - 142.2 cid - 175 HP	1991-89	United Tech System	UT	PMDD	12	5389N
2.5L - 153.0 cid - 175 HP	2000-99	United Tech System	UT	PMDD	12	5389N
2.5L - 153.0 cid - 175 HP	1998-92	United Tech System	UT	PMDD	12	5389N
175XL DIG DFI						
2.5L - 153.0 cid - 175 HP	2001	Delco System	DR	PMGR	12	6794N
175XL EFI						
2.5L - 153.0 cid - 175 HP	2000-99	United Tech System	UT	PMDD	12	5389N
2.5L - 153.0 cid - 175 HP	1998-97	United Tech System	UT	PMDD	12	5389N
200CXL						
2.3L - 142.2 cid - 200 HP	1990-89	United Tech System	UT	PMDD	12	5389N
2.5L - 153.0 cid - 200 HP	2000-99	United Tech System	UT	PMDD	12	5389N
2.5L - 153.0 cid - 200 HP	1998-91	United Tech System	UT	PMDD	12	5389N
200CXL DFI / Optimax						
3.0L - 185.0 cid - 200 HP	1999-98	United Tech System	UT	PMDD	12	5772N
3.0L - 185.0 cid - 200 HP	2001	Delco System	DR	PMGR	12	6794N
3.0L - 185.0 cid - 200 HP	1997	United Tech System	UT	PMDD	12	5772N
200CXL EFI						
2.5L - 153.0 cid - 200 HP	1998-94	United Tech System	UT	PMDD	12	5389N
2.5L - 153.0 cid - 200 HP	2000	Match OE #50-79472-1	UT	PMDD	12	5389N

STARTERS

STARTER APPLICATIONS

ENGINE	YEAR	APPLICATION	Mfg	Type	Volt	PART NUMBER
MARINER - Marine Engine (Cont'd)						
200CXL EFI (Cont'd)						
2.5L - 153.0 cid - 200 HP		Match OE #50-818445-5	UT	PMDD	12	5737N
2.5L - 153.0 cid - 200 HP 1999		United Tech System	UT	PMDD	12	5389N
200CXL Saltwater DFI						
3.0L - 185.0 cid - 200 HP 2001		Delco System	DR	PMGR	12	6794N
200CXXL DFI / Optimax						
3.0L - 185.0 cid - 200 HP 1999-98		United Tech System	UT	PMDD	12	5772N
3.0L - 185.0 cid - 200 HP 2001		Delco System	DR	PMGR	12	6794N
200CXXL Saltwater DFI						
3.0L - 185.0 cid - 200 HP 2001		Delco System	DR	PMGR	12	6794N
200ELPT						
2.3L - 142.2 cid - 200 HP 1984-80		8-Tooth Drive	UT	PMDD	12	5389N
2.3L - 142.2 cid - 200 HP		9-Tooth Drive	UT	PMDD	12	5398N
200ELPTO						
2.3L - 142.2 cid - 200 HP 1988-85		8-Tooth Drive	UT	PMDD	12	5389N
2.3L - 142.2 cid - 200 HP		9-Tooth Drive	UT	PMDD	12	5398N
200EXLPT						
2.3L - 142.2 cid - 200 HP 1984-80		8-Tooth Drive	UT	PMDD	12	5389N
2.3L - 142.2 cid - 200 HP		9-Tooth Drive	UT	PMDD	12	5398N
200EXLPTO						
2.3L - 142.2 cid - 200 HP 1988-85		8-Tooth Drive	UT	PMDD	12	5389N
2.3L - 142.2 cid - 200 HP		9-Tooth Drive	UT	PMDD	12	5398N
200L						
2.3L - 142.2 cid - 200 HP 1990-89		United Tech System	UT	PMDD	12	5389N
2.5L - 153.0 cid - 200 HP 2000-99		United Tech System	UT	PMDD	12	5389N
2.5L - 153.0 cid - 200 HP 1998-91		United Tech System	UT	PMDD	12	5389N
200L DFI / Optimax						
3.0L - 185.0 cid - 200 HP 1999-98		United Tech System	UT	PMDD	12	5772N
3.0L - 185.0 cid - 200 HP 2001		Delco System	DR	PMGR	12	6794N
3.0L - 185.0 cid - 200 HP 1997		United Tech System	UT	PMDD	12	5772N
200L Jet 140						
2.5L - 153.0 cid - 200 HP 2000-99		United Tech System	UT	PMDD	12	5389N
2.5L - 153.0 cid - 200 HP 1998-95		United Tech System	UT	PMDD	12	5389N
200L Magnum EFI						
2.5L - 153.0 cid - 200 HP 1998-92		United Tech System	UT	PMDD	12	5389N
2.5L - 153.0 cid - 200 HP 2000		Match OE #50-79472-1	UT	PMDD	12	5389N
2.5L - 153.0 cid - 200 HP		Match OE #50-818445-5	UT	PMDD	12	5737N
2.5L - 153.0 cid - 200 HP 1999		United Tech System	UT	PMDD	12	5389N
200XL						
2.3L - 142.2 cid - 200 HP 1990-89		United Tech System	UT	PMDD	12	5389N
2.5L - 153.0 cid - 200 HP 2000-99		United Tech System	UT	PMDD	12	5389N
2.5L - 153.0 cid - 200 HP 1998-91		United Tech System	UT	PMDD	12	5389N
200XL DFI / Optimax						
3.0L - 185.0 cid - 200 HP 1999-98		United Tech System	UT	PMDD	12	5772N
3.0L - 185.0 cid - 200 HP 2001		Delco System	DR	PMGR	12	6794N
3.0L - 185.0 cid - 200 HP 1997		United Tech System	UT	PMDD	12	5772N
200XL EFI						
2.5L - 153.0 cid - 200 HP 1998-94		United Tech System	UT	PMDD	12	5389N
2.5L - 153.0 cid - 200 HP 2000		Match OE #50-79472-1	UT	PMDD	12	5389N

STARTERS

STARTER APPLICATIONS

STARTERS

ENGINE	YEAR	APPLICATION	Mfg	Type	Volt	PART NUMBER
MARINER - Marine Engine (Cont'd)						
200XL EFI (Cont'd)						
2.5L - 153.0 cid - 200 HP		Match OE #50-818445-5	UT	PMDD	12	5737N
2.5L - 153.0 cid - 200 HP 1999		United Tech System	UT	PMDD	12	5389N
200XL Saltwater DFI						
2.5L - 153.0 cid - 200 HP 2001		Delco System	DR	PMGR	12	6794N
200XRI EFI						
2.5L - 153.0 cid - 200 HP 1995-94		United Tech System	UT	PMDD	12	5389N
200XXL DFI / Optimax						
3.0L - 185.0 cid - 200 HP 1999-98		United Tech System	UT	PMDD	12	5772N
3.0L - 185.0 cid - 200 HP 2001		Delco System	DR	PMGR	12	6794N
20E						
24.4 cid - 20 HP	1987-84	All	UT	PMDD	12	5724N
20EH						
24.4 cid - 20 HP	1998-88	All	UT	PMDD	12	5724N
20EL						
24.4 cid - 20 HP	1998-84	All	UT	PMDD	12	5724N
220EFIELPTO Magnum						
2.3L - 142.2 cid - 220 HP 1988-87		8-Tooth Drive	UT	PMDD	12	5389N
220EFIEXLPTO Magnum						
2.3L - 142.2 cid - 220 HP 1988-87		8-Tooth Drive	UT	PMDD	12	5389N
225CXL						
3.0L - 185.0 cid - 225 HP 2000-99		United Tech System	UT	PMDD	12	5737N
3.0L - 185.0 cid - 225 HP 1998-93		United Tech System	UT	PMDD	12	5737N
225CXL DFI / Optimax						
3.0L - 185.0 cid - 225 HP 1999-98		United Tech System	UT	PMDD	12	5772N
3.0L - 185.0 cid - 225 HP 2001		Delco System	DR	PMGR	12	6794N
225CXL EFI						
3.0L - 185.0 cid - 225 HP 2000-99		United Tech System	UT	PMDD	12	5737N
3.0L - 185.0 cid - 225 HP 1998-95		United Tech System	UT	PMDD	12	5737N
225CXL Marathon						
3.0L - 185.0 cid - 225 HP 1998-96		United Tech System	UT	PMDD	12	5737N
225CXXL						
3.0L - 185.0 cid - 225 HP 2000-99		United Tech System	UT	PMDD	12	5737N
3.0L - 185.0 cid - 225 HP 1998-93		United Tech System	UT	PMDD	12	5737N
225CXXL DFI / Optimax						
3.0L - 185.0 cid - 225 HP 1999-98		United Tech System	UT	PMDD	12	5772N
3.0L - 185.0 cid - 225 HP 2001		Delco System	DR	PMGR	12	6794N
225CXXL EFI						
3.0L - 185.0 cid - 225 HP 2000-99		United Tech System	UT	PMDD	12	5737N
3.0L - 185.0 cid - 225 HP 1998-95		United Tech System	UT	PMDD	12	5737N
225L						
3.0L - 185.0 cid - 225 HP 2000-99		United Tech System	UT	PMDD	12	5737N
3.0L - 185.0 cid - 225 HP 1998-93		United Tech System	UT	PMDD	12	5737N
225L DFI / Optimax						
3.0L - 185.0 cid - 225 HP 1999-98		United Tech System	UT	PMDD	12	5772N
3.0L - 185.0 cid - 225 HP 2001		Delco System	DR	PMGR	12	6794N

STARTER APPLICATIONS

ENGINE	YEAR	APPLICATION	Mfg	Type	Volt	PART NUMBER
MARINER - Marine Engine (Cont'd)						
225L EFI						
3.0L - 185.0 cid - 225 HP	2000-99	United Tech System	UT	PMDD	12	5737N
3.0L - 185.0 cid - 225 HP	1998	United Tech System	UT	PMDD	12	5737N
225L Magnum EFI						
3.0L - 185.0 cid - 225 HP	1997-95	United Tech System	UT	PMDD	12	5737N
225XL						
3.0L - 185.0 cid - 225 HP	2000-99	United Tech System	UT	PMDD	12	5737N
3.0L - 185.0 cid - 225 HP	1998-93	United Tech System	UT	PMDD	12	5737N
225XL DFI / Optimax						
3.0L - 185.0 cid - 225 HP	1999-98	United Tech System	UT	PMDD	12	5772N
3.0L - 185.0 cid - 225 HP	2001	Delco System	DR	PMGR	12	6794N
225XL EFI						
3.0L - 185.0 cid - 225 HP	2000-99	United Tech System	UT	PMDD	12	5737N
3.0L - 185.0 cid - 225 HP	1998-95	United Tech System	UT	PMDD	12	5737N
225XL Marathon						
3.0L - 185.0 cid - 225 HP	1998-96	United Tech System	UT	PMDD	12	5737N
225XXL						
3.0L - 185.0 cid - 225 HP	2000-99	United Tech System	UT	PMDD	12	5737N
3.0L - 185.0 cid - 225 HP	1998-93	United Tech System	UT	PMDD	12	5737N
225XXL DFI / Optimax						
3.0L - 185.0 cid - 225 HP	1999-98	United Tech System	UT	PMDD	12	5772N
3.0L - 185.0 cid - 225 HP	2001	Delco System	DR	PMGR	12	6794N
225XXL EFI						
3.0L - 185.0 cid - 225 HP	2000-99	United Tech System	UT	PMDD	12	5737N
3.0L - 185.0 cid - 225 HP	1998-95	United Tech System	UT	PMDD	12	5737N
250CXL EFI						
3.0L - 185.0 cid - 250 HP	1998-95	United Tech System	UT	PMDD	12	5737N
3.0L - 185.0 cid - 250 HP	1999	United Tech System	UT	PMDD	12	5737N
250CXL Saltwater EFI						
3.0L - 185.0 cid - 250 HP	2000	United Tech System	UT	PMDD	12	5737N
250CXXL EFI						
3.0L - 185.0 cid - 250 HP	1998-95	United Tech System	UT	PMDD	12	5737N
3.0L - 185.0 cid - 250 HP	1999	United Tech System	UT	PMDD	12	5737N
250CXXL EFI Saltwater						
3.0L - 185.0 cid - 250 HP	2000	United Tech System	UT	PMDD	12	5737N
250XL						
3.4L - 207.0 cid - 250 HP	1990-89	United Tech System	UT	PMDD	12	5389N
250XL EFI						
3.0L - 185.0 cid - 250 HP	1998-95	United Tech System	UT	PMDD	12	5737N
3.0L - 185.0 cid - 250 HP	1999	United Tech System	UT	PMDD	12	5737N
250XL EFI Saltwater						
3.0L - 185.0 cid - 250 HP	2000	United Tech System	UT	PMDD	12	5737N
250XXL						
3.4L - 207.0 cid - 250 HP	1990-89	United Tech System	UT	PMDD	12	5389N
250XXL EFI						
3.0L - 185.0 cid - 250 HP	1998-95	United Tech System	UT	PMDD	12	5737N
3.0L - 185.0 cid - 250 HP	1999	United Tech System	UT	PMDD	12	5737N

STARTERS

STARTER APPLICATIONS

ENGINE	YEAR	APPLICATION	Mfg	Type	Volt	PART NUMBER
MARINER - Marine Engine (Cont'd)						
250XXL EFI Saltwater						
3.0L - 185.0 cid - 250 HP	2000	United Tech System	UT	PMDD	12	5737N
25E						
24.4 cid - 25 HP	2001-99	All	UT	PMDD	12	5724N
24.4 cid - 25 HP	1998-85	All	UT	PMDD	12	5724N
26.2 cid - 25 HP	1984-80	Serial #0000000-00009375	HI	PMDD	12	18310N
26.2 cid - 25 HP		Serial #00009376-On	HI	PMDD	12	18310N
25E B/F 4-Stroke						
30.4 cid - 25 HP	2001-99	Nut Design	UT	PMDD	12	5769N
30.4 cid - 25 HP		Retaining Ring Design	UT	PMDD	12	5769N
30.4 cid - 25 HP	1998	All	UT	PMDD	12	5769N
25EH						
24.4 cid - 25 HP	2001-99	All	UT	PMDD	12	5724N
24.4 cid - 25 HP	1998-92	All	UT	PMDD	12	5724N
25EH B/F 4-Stroke						
30.4 cid - 25 HP	2001-99	Nut Design	UT	PMDD	12	5769N
30.4 cid - 25 HP		Retaining Ring Design	UT	PMDD	12	5769N
30.4 cid - 25 HP	1998	All	UT	PMDD	12	5769N
25EL						
24.4 cid - 25 HP	2001-99	All	UT	PMDD	12	5724N
24.4 cid - 25 HP	1998-85	All	UT	PMDD	12	5724N
26.2 cid - 25 HP	1984-80	Serial #0000000-00009375	HI	PMDD	12	18310N
26.2 cid - 25 HP		Serial #00009376-On	HI	PMDD	12	18310N
25EL B/F 4-Stroke						
30.4 cid - 25 HP	2001-99	Nut Design	UT	PMDD	12	5769N
30.4 cid - 25 HP		Retaining Ring Design	UT	PMDD	12	5769N
30.4 cid - 25 HP	1998	All	UT	PMDD	12	5769N
25ELH						
24.4 cid - 25 HP	2001-99	All	UT	PMDD	12	5724N
24.4 cid - 25 HP	1998-87	All	UT	PMDD	12	5724N
25ELH B/F 4-Stroke						
30.4 cid - 25 HP	2001-99	Nut Design	UT	PMDD	12	5769N
30.4 cid - 25 HP		Retaining Ring Design	UT	PMDD	12	5769N
30.4 cid - 25 HP	1998	All	UT	PMDD	12	5769N
25ELPT B/F 4-Stroke						
30.4 cid - 25 HP	2001-99	Nut Design	UT	PMDD	12	5769N
30.4 cid - 25 HP		Retaining Ring Design	UT	PMDD	12	5769N
30.4 cid - 25 HP	1998	All	UT	PMDD	12	5769N
275CXL						
3.4L - 207.0 cid - 275 HP	1994-91	United Tech System	UT	PMDD	12	5389N
275CXXL						
3.4L - 207.0 cid - 275 HP	1994-91	United Tech System	UT	PMDD	12	5389N
275L						
3.4L - 207.0 cid - 275 HP	1993-91	United Tech System	UT	PMDD	12	5389N
275XL						
3.4L - 207.0 cid - 275 HP	1994-91	United Tech System	UT	PMDD	12	5389N
275XXL						
3.4L - 207.0 cid - 275 HP	1994-91	United Tech System	UT	PMDD	12	5389N

STARTERS

STARTER APPLICATIONS

ENGINE	YEAR	APPLICATION	Mfg	Type	Volt	PART NUMBER
MARINER - Marine Engine (Cont'd)						
30E						
30.3 cid - 30 HP	1986-85	All	HI	PMDD	12	18310N
30.3 cid - 30 HP	1984-80	Serial #00101516-00104275	HI	PMDD	12	18310N
30.3 cid - 30 HP		Serial #00104276-On	HI	PMDD	12	18310N
30E 4-Stroke						
45.6 cid - 30 HP	2001-99	Nut Design	UT	PMDD	12	5764N
45.6 cid - 30 HP		Retaining Ring Design	UT	PMDD	12	5764N
30EHO						
39.3 cid - 30 HP	1999-98	Match OE #50-822462	UT	PMDD	12	5726N
39.3 cid - 30 HP		Match OE #50-822462-1	UT	PMDD	12	5726N
39.3 cid - 30 HP	1997-95	All	UT	PMDD	12	5726N
39.3 cid - 30 HP	2000	All	UT	PMDD	12	5726N
30EL						
30.3 cid - 30 HP	1986-85	All	HI	PMDD	12	18310N
30.3 cid - 30 HP	1984-80	Serial #00101516-00104275	HI	PMDD	12	18310N
30.3 cid - 30 HP		Serial #00104276-On	HI	PMDD	12	18310N
30EL 4-Stroke						
45.6 cid - 30 HP	2001-99	Nut Design	UT	PMDD	12	5764N
45.6 cid - 30 HP		Retaining Ring Design	UT	PMDD	12	5764N
30ELH 4-Stroke						
45.6 cid - 30 HP	2001-99	Nut Design	UT	PMDD	12	5764N
45.6 cid - 30 HP		Retaining Ring Design	UT	PMDD	12	5764N
30ELHO						
39.3 cid - 30 HP	1999-98	Match OE #50-822462	UT	PMDD	12	5726N
39.3 cid - 30 HP		Match OE #50-822462-1	UT	PMDD	12	5726N
39.3 cid - 30 HP	1997-95	All	UT	PMDD	12	5726N
39.3 cid - 30 HP	2000	All	UT	PMDD	12	5726N
30ELO						
30.3 cid - 30 HP	1989-87	All	HI	PMDD	12	18310N
39.3 cid - 30 HP	1999-98	Match OE #50-822462	UT	PMDD	12	5726N
39.3 cid - 30 HP		Match OE #50-822462-1	UT	PMDD	12	5726N
39.3 cid - 30 HP	1997-94	All	UT	PMDD	12	5726N
39.3 cid - 30 HP	2000	All	UT	PMDD	12	5726N
30ELPT 4-Stroke						
45.6 cid - 30 HP	2001-99	Nut Design	UT	PMDD	12	5764N
45.6 cid - 30 HP		Retaining Ring Design	UT	PMDD	12	5764N
30ELPTO						
39.3 cid - 30 HP	2001-00	All	UT	PMDD	12	5726N
39.3 cid - 30 HP	1999-98	Match OE #50-822462	UT	PMDD	12	5726N
39.3 cid - 30 HP		Match OE #50-822462-1	UT	PMDD	12	5726N
39.3 cid - 30 HP	1997-95	All	UT	PMDD	12	5726N
30EO						
30.3 cid - 30 HP	1990-87	All	HI	PMDD	12	18310N
39.3 cid - 30 HP	1999-98	Match OE #50-822462	UT	PMDD	12	5726N
39.3 cid - 30 HP		Match OE #50-822462-1	UT	PMDD	12	5726N
39.3 cid - 30 HP	1997-94	All	UT	PMDD	12	5726N
39.3 cid - 30 HP	2000	All	UT	PMDD	12	5726N
40E						
36.1 cid - 40 HP	1985-81	All	HI	PMDD	12	18310N
36.1 cid - 40 HP	1980-79	All	HI	DD	12	18313N
36.1 cid - 40 HP	1978	Solenoid Varies	HI	DD	12	18313N

STARTERS

STARTER APPLICATIONS

STARTERS

ENGINE	YEAR	APPLICATION	Mfg	Type	Volt	PART NUMBER
MARINER - Marine Engine (Cont'd)						
40E 4-Stroke						
45.6 cid - 40 HP	2001-99	Nut Design	UT	PMDD	12	5764N
45.6 cid - 40 HP		Retaining Ring Design	UT	PMDD	12	5764N
40EL						
36.1 cid - 40 HP	1985-81	All	HI	PMDD	12	18310N
36.1 cid - 40 HP	1980-79	All	HI	DD	12	18313N
36.1 cid - 40 HP	1978	Solenoid Varies	HI	DD	12	18313N
40EL 4-Stroke						
45.6 cid - 40 HP	2001-99	Nut Design	UT	PMDD	12	5764N
45.6 cid - 40 HP		Retaining Ring Design	UT	PMDD	12	5764N
40ELH 4-Stroke						
45.6 cid - 40 HP	2001-00	Nut Design	UT	PMDD	12	5764N
45.6 cid - 40 HP		Retaining Ring Design	UT	PMDD	12	5764N
40ELHPT 4-Stroke						
45.6 cid - 40 HP	2001-99	Nut Design	UT	PMDD	12	5764N
45.6 cid - 40 HP		Retaining Ring Design	UT	PMDD	12	5764N
40ELHPTO						
36.1 cid - 40 HP	1988-86	All	HI	PMDD	12	18310N
36.1 cid - 40 HP	1989	All	UT	PMDD	12	5399N
43.9 cid - 40 HP	1997	Model 7040xxx	UT	PMDD	12	5399N
43.9 cid - 40 HP		Model 7043xxx	UT	PMDD	12	5726N
59.0 cid - 40 HP	2001-00	All	UT	PMDD	12	5726N
59.0 cid - 40 HP	1999	Model 7043xxx	UT	PMDD	12	5726N
59.0 cid - 40 HP	1998	Model 7043xxx	UT	PMDD	12	5726N
40ELHPTO Magnum						
43.9 cid - 40 HP	1996-90	All	UT	PMDD	12	5399N
40ELO						
36.1 cid - 40 HP	1989-86	All	HI	PMDD	12	18310N
36.1 cid - 40 HP	1990	All	UT	PMDD	12	5399N
43.9 cid - 40 HP	1997	Model 7040xxx	UT	PMDD	12	5399N
43.9 cid - 40 HP		Model 7041xxx	UT	PMDD	12	5726N
43.9 cid - 40 HP		Model 7043xxx	UT	PMDD	12	5726N
59.0 cid - 40 HP	2001-00	All	UT	PMDD	12	5726N
59.0 cid - 40 HP	1999	Model 7041xxxx OE #50-822462	UT	PMDD	12	5726N
59.0 cid - 40 HP		Model 7041xxxx OE #50-822462-1	UT	PMDD	12	5726N
59.0 cid - 40 HP		Model 7043xxxx OE #50-822462-1	UT	PMDD	12	5726N
59.0 cid - 40 HP	1998	Model 7041xxx	UT	PMDD	12	5726N
59.0 cid - 40 HP		Model 7043xxx	UT	PMDD	12	5726N
40ELO Magnum						
43.9 cid - 40 HP	1996-91	All	UT	PMDD	12	5399N
40ELPT 4-Stroke						
45.6 cid - 40 HP	2001-99	Nut Design	UT	PMDD	12	5764N
45.6 cid - 40 HP		Retaining Ring Design	UT	PMDD	12	5764N
40ELPT B/F 4-Stroke						
45.6 cid - 40 HP	2001-99	Nut Design	UT	PMDD	12	5764N
45.6 cid - 40 HP		Retaining Ring Design	UT	PMDD	12	5764N
40ELPTO						
36.1 cid - 40 HP	1988-86	All	HI	PMDD	12	18310N
36.1 cid - 40 HP	1989	All	UT	PMDD	12	5399N
43.9 cid - 40 HP	1997	Model 7040xxx	UT	PMDD	12	5399N
43.9 cid - 40 HP		Model 7041xxx	UT	PMDD	12	5726N

STARTER APPLICATIONS

ENGINE	YEAR	APPLICATION	Mfg	Type	Volt	PART NUMBER
MARINER - Marine Engine (Cont'd)						
40ELPTO (Cont'd)						
43.9 cid - 40 HP		Model 7043xxx	UT	PMDD	12	5726N
59.0 cid - 40 HP	2001-00	All	UT	PMDD	12	5726N
59.0 cid - 40 HP	1999	Model 7041xxxx OE #50-822462	UT	PMDD	12	5726N
59.0 cid - 40 HP		Model 7041xxxx OE #50-822462-1	UT	PMDD	12	5726N
59.0 cid - 40 HP		Model 7043xxxx OE #50-822462-1	UT	PMDD	12	5726N
59.0 cid - 40 HP	1998	Model 7041xxx	UT	PMDD	12	5726N
59.0 cid - 40 HP		Model 7043xxx	UT	PMDD	12	5726N
40ELPTO Magnum						
43.9 cid - 40 HP	1996-90	All	UT	PMDD	12	5399N
40EO						
36.1 cid - 40 HP	1989-86	All	HI	PMDD	12	18310N
36.1 cid - 40 HP	1990	All	UT	PMDD	12	5399N
43.9 cid - 40 HP	1997	Model 7040xxx	UT	PMDD	12	5399N
43.9 cid - 40 HP		Model 7041xxx	UT	PMDD	12	5726N
43.9 cid - 40 HP		Model 7043xxx	UT	PMDD	12	5726N
59.0 cid - 40 HP	2001-00	All	UT	PMDD	12	5726N
59.0 cid - 40 HP	1999	Model 7041xxxx OE #50-822462	UT	PMDD	12	5726N
59.0 cid - 40 HP		Model 7041xxxx OE #50-822462-1	UT	PMDD	12	5726N
59.0 cid - 40 HP		Model 7043xxxx OE #50-822462-1	UT	PMDD	12	5726N
59.0 cid - 40 HP	1998	Model 7041xxx	UT	PMDD	12	5726N
59.0 cid - 40 HP		Model 7043xxx	UT	PMDD	12	5726N
40EO Jet 30						
43.9 cid - 40 HP	1996-95	All	UT	PMDD	12	5399N
43.9 cid - 40 HP	1997	Model 7040xxx	UT	PMDD	12	5399N
43.9 cid - 40 HP		Model 7043xxx	UT	PMDD	12	5726N
59.0 cid - 40 HP	2001-00	All	UT	PMDD	12	5726N
59.0 cid - 40 HP	1999	Model 7043xxx	UT	PMDD	12	5726N
59.0 cid - 40 HP	1998	Model 7043xxx	UT	PMDD	12	5726N
40EO Magnum						
43.9 cid - 40 HP	1996-92	All	UT	PMDD	12	5399N
45ELHO						
43.9 cid - 45 HP	1988-86	All	UT	PMDD	12	5399N
45ELHPTO						
43.9 cid - 45 HP	1988	All	UT	PMDD	12	5399N
45ELO						
43.9 cid - 45 HP	1989-86	All	UT	PMDD	12	5399N
45ELPTO						
43.9 cid - 45 HP	1989-86	All	UT	PMDD	12	5399N
50E						
43.9 cid - 50 HP	1984-80	All	UT	PMDD	12	5399N
50EL						
43.9 cid - 50 HP	1985-80	All	UT	PMDD	12	5399N
50EL 4-Stroke						
57.0 cid - 50 HP	1998	From Serial #0G472133-On	UT	DD	12	5758N
50EL B/F 4-Stroke						
57.0 cid - 50 HP	2000-99	All	UT	DD	12	5758N
57.0 cid - 50 HP	2001	All	UT	DD	12	5758N
50ELH						
43.9 cid - 50 HP	1985-80	All	UT	PMDD	12	5399N

STARTERS

STARTER APPLICATIONS

ENGINE	YEAR	APPLICATION	Mfg	Type	Volt	PART NUMBER
MARINER - Marine Engine (Cont'd)						
50ELHPT 4-Stroke						
57.0 cid - 50 HP	2000-99	All	UT	DD	12	5758N
57.0 cid - 50 HP	1998-95	From Serial #0G472133-On	UT	DD	12	5758N
57.0 cid - 50 HP	2001	All	UT	DD	12	5758N
50ELHPTO						
51.8 cid - 50 HP	1997-92	All	UT	PMDD	12	5401N
59.0 cid - 50 HP	2001-99	All	UT	PMDD	12	5726N
59.0 cid - 50 HP	1998	All	UT	PMDD	12	5726N
50ELO						
49.8 cid - 50 HP	1990-87	All	UT	PMDD	12	5401N
49.8 cid - 50 HP	1986	Match OE #4820140M030SM	UT	PMDD	12	5708N
49.8 cid - 50 HP		Match OE #4820240M030SM	UT	PMDD	12	5399N
49.8 cid - 50 HP		Match OE #4820340M030SM	UT	PMDD	12	5401N
51.8 cid - 50 HP	1997-91	All	UT	PMDD	12	5401N
59.0 cid - 50 HP	2001-99	All	UT	PMDD	12	5726N
59.0 cid - 50 HP	1998	All	UT	PMDD	12	5726N
50ELPT						
43.9 cid - 50 HP	1985-80	All	UT	PMDD	12	5399N
50ELPT 4-Stroke						
57.0 cid - 50 HP	2000-99	All	UT	DD	12	5758N
57.0 cid - 50 HP	1998-95	From Serial #0G472133-On	UT	DD	12	5758N
57.0 cid - 50 HP	2001	All	UT	DD	12	5758N
50ELPT B/F 4-Stroke						
57.0 cid - 50 HP	2000-99	All	UT	DD	12	5758N
57.0 cid - 50 HP	2001	All	UT	DD	12	5758N
57.0 cid - 50 HP	1998	From Serial #0G472133-On	UT	DD	12	5758N
50ELPT EFI 4-Stroke						
57.0 cid - 50 HP	2001	All	UT	DD	12	5758N
50ELPTO						
49.8 cid - 50 HP	1990-87	All	UT	PMDD	12	5401N
49.8 cid - 50 HP	1986	Match OE #4820140M030SM	UT	PMDD	12	5708N
49.8 cid - 50 HP		Match OE #4820240M030SM	UT	PMDD	12	5399N
49.8 cid - 50 HP		Match OE #4820340M030SM	UT	PMDD	12	5401N
51.8 cid - 50 HP	1997-91	All	UT	PMDD	12	5401N
59.0 cid - 50 HP	2001-99	All	UT	PMDD	12	5726N
59.0 cid - 50 HP	1998	All	UT	PMDD	12	5726N
50EO						
51.8 cid - 50 HP	1994-92	All	UT	PMDD	12	5401N
59.0 cid - 50 HP	2001-99	All	UT	PMDD	12	5726N
55E						
55 HP	1985-84	All	HI	DD	12	18313N
60EL						
49.8 cid - 60 HP	1985-84	Match OE #4820140M030SM	UT	PMDD	12	5708N
49.8 cid - 60 HP		Match OE #4820340M030SM	UT	PMDD	12	5401N
49.8 cid - 60 HP	1983-80	All	HI	DD	12	18313N
49.8 cid - 60 HP	1979-78	All	HI	DD	12	18313N
60ELHPT 4-Stroke						
57.0 cid - 60 HP	2001	All	UT	DD	12	5758N
60ELHPTO						
51.8 cid - 60 HP	1997-92	All	UT	PMDD	12	5401N

STARTERS

STARTER APPLICATIONS

ENGINE	YEAR	APPLICATION	Mfg	Type	Volt	PART NUMBER
MARINER - Marine Engine (Cont'd)						
60ELHPTO (Cont'd)						
59.0 cid - 60 HP	2000-99	All	UT	PMDD	12	5726N
59.0 cid - 60 HP	1998	All	UT	PMDD	12	5726N
60ELO						
49.8 cid - 60 HP	1990-87	All	UT	PMDD	12	5401N
49.8 cid - 60 HP	1986	Match OE #4820140M030SM	UT	PMDD	12	5708N
49.8 cid - 60 HP		Match OE #4820340M030SM	UT	PMDD	12	5401N
51.8 cid - 60 HP	1997-91	All	UT	PMDD	12	5401N
59.0 cid - 60 HP	2000-99	All	UT	PMDD	12	5726N
59.0 cid - 60 HP	1998	All	UT	PMDD	12	5726N
60ELPT						
49.8 cid - 60 HP	1985-84	Match OE #4820140M030SM	UT	PMDD	12	5708N
49.8 cid - 60 HP		Match OE #4820340M030SM	UT	PMDD	12	5401N
60ELPT 4-Stroke						
57.0 cid - 60 HP	2001	All	UT	DD	12	5758N
60ELPT B/F 4-Stroke						
57.0 cid - 60 HP	2001	All	UT	DD	12	5758N
60ELPT EFI 4-Stroke						
57.0 cid - 60 HP	2001	All	UT	DD	12	5758N
60ELPTO						
49.8 cid - 60 HP	1990-87	All	UT	PMDD	12	5401N
49.8 cid - 60 HP	1986	Match OE #4820140M030SM	UT	PMDD	12	5708N
49.8 cid - 60 HP		Match OE #4820340M030SM	UT	PMDD	12	5401N
51.8 cid - 60 HP	1997-91	All	UT	PMDD	12	5401N
59.0 cid - 60 HP	2001-99	All	UT	PMDD	12	5726N
59.0 cid - 60 HP	1998	All	UT	PMDD	12	5726N
60ELPTO Big Foot						
51.8 cid - 60 HP	1997-95	All	UT	PMDD	12	5401N
59.0 cid - 60 HP	2000-99	All	UT	PMDD	12	5726N
59.0 cid - 60 HP	1998	All	UT	PMDD	12	5726N
60EO						
51.8 cid - 60 HP	1997-92	All	UT	PMDD	12	5401N
59.0 cid - 60 HP	2001-99	All	UT	PMDD	12	5726N
59.0 cid - 60 HP	1998	All	UT	PMDD	12	5726N
60EO Jet 45						
51.8 cid - 60 HP	1997-95	All	UT	PMDD	12	5401N
59.0 cid - 60 HP	2001-99	All	UT	PMDD	12	5726N
59.0 cid - 60 HP	1998	All	UT	PMDD	12	5726N
70E						
49.8 cid - 70 HP	1979	All	UT	PMDD	12	5708N
70EL						
49.8 cid - 70 HP	1983-80	United Tech System	UT	PMDD	12	5708N
49.8 cid - 70 HP	1979	All	UT	PMDD	12	5708N
70ELPT						
49.8 cid - 70 HP	1983-80	United Tech System	UT	PMDD	12	5708N
75EL						
66.6 cid - 75 HP	1985-84	United Tech System	UT	PMDD	12	5708N
75ELH						
84.6 cid - 75 HP	2000	All	UT	PMDD	12	5736N

STARTERS

STARTER APPLICATIONS

ENGINE	YEAR	APPLICATION	Mfg	Type	Volt	PART NUMBER
MARINER - Marine Engine (Cont'd)						
75ELHPT 4-Stroke						
84.6 cid - 75 HP	2001-00	Hitachi System	HI	PMGR	12	18347N
75ELHPTO						
71.1 cid - 75 HP	1993-89	United Tech System	UT	PMDD	12	5708N
84.6 cid - 75 HP	2001-00	All	UT	PMDD	12	5736N
84.6 cid - 75 HP	1998-94	United Tech System	UT	PMDD	12	5708N
84.6 cid - 75 HP	1999	Match OE #50-66015	UT	PMDD	12	5708N
84.6 cid - 75 HP		Match OE #50-66015T-1	UT	PMDD	12	5736N
75ELO						
66.6 cid - 75 HP	1986	United Tech System	UT	PMDD	12	5708N
71.1 cid - 75 HP	1991-87	United Tech System	UT	PMDD	12	5708N
75ELPT						
66.6 cid - 75 HP	1985-84	United Tech System	UT	PMDD	12	5708N
84.6 cid - 75 HP	2000	All	UT	PMDD	12	5736N
75ELPT 4-Stroke						
84.6 cid - 75 HP	2001-00	Hitachi System	HI	PMGR	12	18347N
75ELPTO						
66.6 cid - 75 HP	1986	United Tech System	UT	PMDD	12	5708N
71.1 cid - 75 HP	1993-87	United Tech System	UT	PMDD	12	5708N
84.6 cid - 75 HP	2001-00	All	UT	PMDD	12	5736N
84.6 cid - 75 HP	1998-94	United Tech System	UT	PMDD	12	5708N
84.6 cid - 75 HP	1999	Match OE #50-66015	UT	PMDD	12	5708N
84.6 cid - 75 HP		Match OE #50-66015T-1	UT	PMDD	12	5736N
80EL						
66.6 cid - 80 HP	1983-78	United Tech System	UT	PMDD	12	5708N
80ELPT						
66.6 cid - 80 HP	1983-79	United Tech System	UT	PMDD	12	5708N
8HP						
12.8 cid - 8.0 HP	1994-86	All	UT	PMDD	12	5724N
8HP Bodensee						
19.7 cid - 8.0 HP	2001-99	Serial #0P086824-On	UT	PMDD	12	5763N
9.9E						
12.8 cid - 9.9 HP	1987	All	UT	PMDD	12	5724N
9.9EH						
12.8 cid - 9.9 HP	1988	All	UT	PMDD	12	5724N
9.9EL						
12.8 cid - 9.9 HP	1989-87	All	UT	PMDD	12	5724N
9.9EL 4-Stroke						
19.7 cid - 9.9 HP	2001-99	Nut Design	UT	PMDD	12	5763N
19.7 cid - 9.9 HP		Retaining Ring Design	UT	PMDD	12	5763N
9.9EL B/F 4-Stroke						
19.7 cid - 9.9 HP	2001-99	Nut Design	UT	PMDD	12	5763N
19.7 cid - 9.9 HP		Retaining Ring Design	UT	PMDD	12	5763N
9.9ELH B/F 4-Stroke						
19.7 cid - 9.9 HP	2001-99	Nut Design	UT	PMDD	12	5763N
19.7 cid - 9.9 HP		Retaining Ring Design	UT	PMDD	12	5763N

STARTERS

STARTER APPLICATIONS

ENGINE	YEAR	APPLICATION	Mfg	Type	Volt	PART NUMBER
MARINER - Marine Engine (Cont'd)						
9.9ELRC						
12.8 cid - 9.9 HP	1994-90	All	UT	PMDD	12	5724N
16.0 cid - 9.9 HP	2000-99	All	UT	PMDD	12	5724N
16.0 cid - 9.9 HP	1998-95	All	UT	PMDD	12	5724N
9.9EXLH Sail 4-Stroke						
19.7 cid - 9.9 HP	2001-99	Nut Design	UT	PMDD	12	5763N
19.7 cid - 9.9 HP		Retaining Ring Design	UT	PMDD	12	5763N
90EL						
1.6L - 99.8 cid - 90 HP	1985-79	United Tech System	UT	PMDD	12	5735N
90ELHPT 4-Stroke						
1.6L - 97.4 cid - 90 HP	2001-00	Hitachi System	HI	PMGR	12	18347N
90ELHPTO						
1.2L - 71.1 cid - 90 HP	1993-91	United Tech System	UT	PMDD	12	5708N
1.4L - 84.6 cid - 90 HP	2001-00	All	UT	PMDD	12	5736N
1.4L - 84.6 cid - 90 HP	1998-94	United Tech System	UT	PMDD	12	5708N
1.4L - 84.6 cid - 90 HP	1999	Match OE #50-66015	UT	PMDD	12	5708N
1.4L - 84.6 cid - 90 HP		Match OE #50-66015T-1	UT	PMDD	12	5736N
90ELO						
1.2L - 71.1 cid - 90 HP	1988-87	United Tech System	UT	PMDD	12	5708N
1.6L - 99.8 cid - 90 HP	1986	United Tech System	UT	PMDD	12	5735N
90ELPT						
1.6L - 99.8 cid - 90 HP	1985-79	United Tech System	UT	PMDD	12	5735N
90ELPT 4-Stroke						
1.6L - 97.4 cid - 90 HP	2001-00	Hitachi System	HI	PMGR	12	18347N
90ELPT Coastal 4-Stroke						
1.6L - 97.4 cid - 90 HP	2000	Hitachi System	HI	PMGR	12	18347N
90ELPTO						
1.2L - 71.1 cid - 90 HP	1993-87	United Tech System	UT	PMDD	12	5708N
1.4L - 84.6 cid - 90 HP	2001-00	All	UT	PMDD	12	5736N
1.4L - 84.6 cid - 90 HP	1998-94	United Tech System	UT	PMDD	12	5708N
1.4L - 84.6 cid - 90 HP	1999	Match OE #50-66015	UT	PMDD	12	5708N
1.4L - 84.6 cid - 90 HP		Match OE #50-66015T-1	UT	PMDD	12	5736N
1.6L - 99.8 cid - 90 HP	1986	United Tech System	UT	PMDD	12	5735N
90ELPTO Coastal						
1.4L - 84.6 cid - 90 HP	2001-00	All	UT	PMDD	12	5736N
1.4L - 84.6 cid - 90 HP	1999	Match OE #50-66015	UT	PMDD	12	5708N
1.4L - 84.6 cid - 90 HP		Match OE #50-66015T-1	UT	PMDD	12	5736N
90ELPTO Jet 65						
1.4L - 84.6 cid - 90 HP	2001-00	All	UT	PMDD	12	5736N
1.4L - 84.6 cid - 90 HP	1998-95	United Tech System	UT	PMDD	12	5708N
1.4L - 84.6 cid - 90 HP	1999	Match OE #50-66015	UT	PMDD	12	5708N
1.4L - 84.6 cid - 90 HP		Match OE #50-66015T-1	UT	PMDD	12	5736N
90EXLPT Saltwater 4-Stroke						
1.6L - 97.4 cid - 90 HP	2001	Hitachi System	HI	PMGR	12	18347N
MERCUISER - Marine Engine						
Model 198 MIE						
GM 5.0L - 305 cid - 8 Cyl.	1977	Inboard - CCW Rotation	DR	DD	12	6616N

STARTERS

STARTER APPLICATIONS

ENGINE	YEAR	APPLICATION	Mfg	Type	Volt	PART NUMBER
MERCUISER - Marine Engine (Cont'd)						
Model 215 MIE						
Ford 5.0L - 302 cid - 8 Cyl.	1972-70	Clockwise	DR	DD	12	6615N
Ford 5.0L - 302 cid - 8 Cyl.		Counter CW	DR	DD	12	6616N
Model 225 MIE						
Ford 5.0L - 302 cid - 8 Cyl.	1974-73	Counter CW	DR	DD	12	6616N
GM 5.4L - 327 cid - 8 Cyl.	1968	Inboard - CCW Rotation	DR	DD	12	6616N
GM 5.4L - 327 cid - 8 Cyl.		Inboard - CW Rotation	DR	DD	12	6615N
Model 228 MIE						
GM 5.0L - 305 cid - 8 Cyl.	1981-77	Inboard - CCW Rotation	DR	DD	12	6616N
Model 230 MIE						
GM 5.0L - 305 cid - 8 Cyl.	1995-81	Counter CW	DR	DD	12	6616N
Model 233 MIE						
Ford 5.8L - 351 cid - 8 Cyl.	1977-75	Inboard - CCW Rotation	DR	DD	12	6616N
Model 250 MIE						
GM 5.4L - 327 cid - 8 Cyl.	1969-68	Clockwise	DR	DD	12	6615N
GM 5.4L - 327 cid - 8 Cyl.		Counter CW	DR	DD	12	6616N
Model 255 MIE						
Ford 5.8L - 351 cid - 8 Cyl.	1974-73	Inboard - CCW Rotation	DR	DD	12	6616N
GM 5.7L - 350 cid - 8 Cyl.	1980-75	Counter CW	DR	DD	12	6616N
Model 260 MIE						
GM 5.7L - 350 cid - 8 Cyl.	1987-81	Counter CW	DR	DD	12	6616N
Model 270 MIE						
GM 5.7L - 350 cid - 8 Cyl.	1972-69	Clockwise	DR	DD	12	6615N
GM 5.7L - 350 cid - 8 Cyl.		Counter CW	DR	DD	12	6616N
Model 325 MIE						
GM 7.0L - 427 cid - 8 Cyl.	1974-68	Clockwise	DR	DD	12	6615N
GM 7.0L - 427 cid - 8 Cyl.		Counter CW	DR	DD	12	6616N
Model 330 MIE						
GM 7.4L - 454 cid - 8 Cyl.	1980-77	Inboard - CCW Rotation	DR	DD	12	6616N
Model 340 MIE w/Borg Warner MK4						
GM 7.4L - 454 cid - 8 Cyl.	1987-81	Counter CW	DR	DD	12	6616N
Model 350 Mag MPI (Gen +)						
GM 5.7L - 350 cid - 8 Cyl.	2004-98	Delco PMGR Starter (CCW)	DR	PMGR	12	6793N
GM 5.7L - 350 cid - 8 Cyl.	1998-On	Delco 14MT Starter (CCW)	DR	DD	12	6616N
Model 350 Mag MPI Horizon						
GM 5.7L - 350 cid - 8 Cyl.	2006-99	Delco PMGR Starter (CCW)	DR	PMGR	12	6793N
GM 5.7L - 350 cid - 8 Cyl.	1999-On	Delco 14MT Starter (CCW)	DR	DD	12	6616N
Model 350 Mag MPI MIE (Gen +)						
GM 5.7L - 350 cid - 8 Cyl.	1999-98	Delco 14MT Starter (CCW)	DR	DD	12	6616N
GM 5.7L - 350 cid - 8 Cyl.		Delco PMGR Starter (CCW)	DR	PMGR	12	6793N
Model 350 MIE						
GM 7.4L - 454 cid - 8 Cyl.	1976-74	Counter CW	DR	DD	12	6616N

STARTERS

STARTER APPLICATIONS

ENGINE	YEAR	APPLICATION	Mfg	Type	Volt	PART NUMBER
MERCUISER - Marine Engine (Cont'd)						
Model 377 Scorpion (Gen+) (Ski)						
GM 6.2L - 377 cid - 8 Cyl. 2002-97		Mando System, CW Rot.	MD	PMGR	12	6792N-MD
GM 6.2L - 377 cid - 8 Cyl. 1997-On		Standard PG260L, CW Rot.	DR	PMGR	12	6562N
GM 6.2L - 377 cid - 8 Cyl.		Standard PG260M, CW Rot.	DR	PMGR	12	6562NM
Model 377 Scorpion Sterndrive						
GM 6.2L - 377 cid - 8 Cyl. 2006-00		Mando System, CW Rot.	MD	PMGR	12	6792N-MD
GM 6.2L - 377 cid - 8 Cyl. 2000-On		Standard PG260L, CW Rot.	DR	PMGR	12	6562N
GM 6.2L - 377 cid - 8 Cyl.		Standard PG260M, CW Rot.	DR	PMGR	12	6562NM
Model 390 MIE						
GM 7.5L - 482 cid - 8 Cyl. 1970-69		Clockwise	DR	DD	12	6615N
GM 7.5L - 482 cid - 8 Cyl.		Counter CW	DR	DD	12	6616N
Model 420						
GM 7.4L - 454 cid - 8 Cyl. 1989-87		Delco System	DR	DD	12	6616N
Model 425						
GM 7.4L - 454 cid - 8 Cyl. 1992-90		Delco System	DR	DD	12	6616N
Model 425 (Gen V)						
GM 7.4L - 454 cid - 8 Cyl. 1993-92		Delco System	DR	DD	12	6616N
Model 450 (Gen V)						
GM 7.4L - 454 cid - 8 Cyl. 1996-95		Bravo Plug-In Models (Opt.), CW Rot., PG260L	DR	PMGR	12	6562N
GM 7.4L - 454 cid - 8 Cyl.		Bravo Plug-In Models (Opt.), CW Rot., PG260M	DR	PMGR	12	6562NM
GM 7.4L - 454 cid - 8 Cyl.		Bravo Plug-In Models (Std.) Chrome Finish	DR	DD	12	6423CN
GM 7.4L - 454 cid - 8 Cyl.		Bravo Plug-In Models (Std.), Chrome Finish	DR	DD	12	6423CN
GM 7.4L - 454 cid - 8 Cyl.		Bravo Plug-In Models (Std.), standard Finish	DR	DD	12	6423N
GM 7.4L - 454 cid - 8 Cyl.		Mando System, CW Rot.	MD	PMGR	12	6792N-MD
GM 7.4L - 454 cid - 8 Cyl.		Trans. & Driveline Models (Opt.)	DR	DD	12	6616N
GM 7.4L - 454 cid - 8 Cyl.		Trans. & Driveline Models (Std.)	DR	DD	12	6616N
Model 454 Mag MPI Horizon (Gen VI)						
GM 7.4L - 454 cid - 8 Cyl. 2004-98		Delco PMGR Starter (CCW)	DR	PMGR	12	6793N
GM 7.4L - 454 cid - 8 Cyl. 1998-On		Delco 14MT Starter (CCW)	DR	DD	12	6616N
Model 465						
GM 8.2L - 502 cid - 8 Cyl. 1992-90		Exc. Trans and Driveline Models, Chrome Finish	DR	DD	12	6423CN
GM 8.2L - 502 cid - 8 Cyl.		Exc. Trans and Driveline Models, standard Finish	DR	DD	12	6423N
GM 8.2L - 502 cid - 8 Cyl.		Trans. And Driveline Models	DR	DD	12	6616N
Model 465 (Gen V)						
GM 8.2L - 502 cid - 8 Cyl. 1994-92		Exc. Trans and Driveline Models, Chrome Finish	DR	DD	12	6423CN
GM 8.2L - 502 cid - 8 Cyl.		Exc. Trans and Driveline Models, standard Finish	DR	DD	12	6423N
GM 8.2L - 502 cid - 8 Cyl.		Trans. And Driveline Models	DR	DD	12	6616N
Model 5.0L (4-BBL)						
GM 5.0L - 305 cid - 8 Cyl. 1995-87		Counter CW	DR	DD	12	6616N
Model 5.7L EFI (Gen +) MIE						
GM 5.7L - 350 cid - 8 Cyl. 2005-97		Delco PMGR Starter (CCW)	DR	PMGR	12	6793N
GM 5.7L - 350 cid - 8 Cyl. 1997-On		Delco 14MT Starter (CCW)	DR	DD	12	6616N
Model 5.7L MIE						
GM 5.7L - 350 cid - 8 Cyl. 2006-97		Delco PMGR Starter (CCW)	DR	PMGR	12	6793N
GM 5.7L - 350 cid - 8 Cyl. 1999-On		Delco 14MT Starter (CCW)	DR	DD	12	6616N
GM 5.7L - 350 cid - 8 Cyl. 1998-97		Delco 14MT Starter (CCW)	DR	DD	12	6616N
GM 5.7L - 350 cid - 8 Cyl.		Delco 14MT Starter (CW)	DR	DD	12	6615N
GM 5.7L - 350 cid - 8 Cyl. 1996-88		Counter CW	DR	DD	12	6616N
Model 500 (Gen +)						
GM 8.2L - 502 cid - 8 Cyl. 2000-99		Mando System, CW Rot.	MD	PMGR	12	6792N-MD

STARTERS

STARTER APPLICATIONS

ENGINE	YEAR	APPLICATION	Mfg	Type	Volt	PART NUMBER
MERCUISER - Marine Engine (Cont'd)						
Model 500 (Gen +) (Cont'd)						
GM 8.2L - 502 cid - 8 Cyl.		Std. PG260 Starter (3-Terminal), CW Rot.	DR	PMGR	12	6562N
GM 8.2L - 502 cid - 8 Cyl.		Std. PG260L (4-Terminal), CW Rot.	DR	PMGR	12	6562N
GM 8.2L - 502 cid - 8 Cyl.		Std. PG260M (4-Terminal), CW Rot.	DR	PMGR	12	6562NM
Model 500 (Gen V)						
GM 8.2L - 502 cid - 8 Cyl.	1996-94	Bravo Plug-In Models (Opt.), CW Rot., PG260L	DR	PMGR	12	6562N
GM 8.2L - 502 cid - 8 Cyl.		Bravo Plug-In Models (Opt.), CW Rot., PG260M	DR	PMGR	12	6562NM
GM 8.2L - 502 cid - 8 Cyl.		Bravo Plug-In Models (Std.), Chrome Finish	DR	DD	12	6423CN
GM 8.2L - 502 cid - 8 Cyl.		Bravo Plug-In Models (Std.), Chrome Finish	DR	DD	12	6423CN
GM 8.2L - 502 cid - 8 Cyl.		Bravo Plug-In Models (Std.), standard Finish	DR	DD	12	6423N
GM 8.2L - 502 cid - 8 Cyl.		Mando System, CW Rot.	MD	PMGR	12	6792N-MD
GM 8.2L - 502 cid - 8 Cyl.		Trans. & Driveline Models (Opt.)	DR	DD	12	6616N
GM 8.2L - 502 cid - 8 Cyl.		Trans. & Driveline Models (Std.)	DR	DD	12	6616N
Model 500 (Gen VI)						
GM 8.2L - 502 cid - 8 Cyl.	1998-97	Bravo Plug-In Models, CW Rot., PG260L	DR	PMGR	12	6562N
GM 8.2L - 502 cid - 8 Cyl.		Bravo Plug-In Models, CW Rot., PG260M	DR	PMGR	12	6562NM
GM 8.2L - 502 cid - 8 Cyl.		Mando System, CW Rot.	MD	PMGR	12	6792N-MD
GM 8.2L - 502 cid - 8 Cyl.		Trans. & Driveline Models	DR	DD	12	6616N
Model 500 Bulldog						
GM 8.9L - 540 cid - 8 Cyl.	2001-97	Bravo Plug-In Models, CW Rot., PG260L	DR	PMGR	12	6562N
GM 8.9L - 540 cid - 8 Cyl.		Bravo Plug-In Models, CW Rot., PG260M	DR	PMGR	12	6562NM
GM 8.9L - 540 cid - 8 Cyl.		Trans. & Driveline Models (Opt.)	DR	PMGR	12	6793N
GM 8.9L - 540 cid - 8 Cyl.		Trans. & Driveline Models (Std.)	DR	DD	12	6616N
GM 8.9L - 540 cid - 8 Cyl.	2001-90	Mando System, CW Rot.	MD	PMGR	12	6792N-MD
GM 8.9L - 540 cid - 8 Cyl.	1996-90	Bravo Plug-In Models (Opt.), CW Rot., PG260L	DR	PMGR	12	6562N
GM 8.9L - 540 cid - 8 Cyl.		Bravo Plug-In Models (Opt.), CW Rot., PG260M	DR	PMGR	12	6562NM
GM 8.9L - 540 cid - 8 Cyl.		Bravo Plug-In Models (Std.), CW Rot.	DR	PMGR	12	6562N
GM 8.9L - 540 cid - 8 Cyl.		Trans. & Driveline Models (Opt.)	DR	DD	12	6616N
GM 8.9L - 540 cid - 8 Cyl.		Trans. & Driveline Models (Std.)	DR	DD	12	6616N
Model 525SC						
GM 7.4L - 454 cid - 8 Cyl.	1992-91	Bravo Plug-In Models ,standard Finish	DR	DD	12	6423N
GM 7.4L - 454 cid - 8 Cyl.		Bravo Plug-In Models, Chrome Finish	DR	DD	12	6423CN
GM 7.4L - 454 cid - 8 Cyl.		Trans. And Driveline Models	DR	DD	12	6616N
Model 525SC (Gen V)						
GM 7.4L - 454 cid - 8 Cyl.	1995-92	Bravo Plug-In Models ,standard Finish	DR	DD	12	6423N
GM 7.4L - 454 cid - 8 Cyl.		Bravo Plug-In Models, Chrome Finish	DR	DD	12	6423CN
GM 7.4L - 454 cid - 8 Cyl.		Trans. And Driveline Models	DR	DD	12	6616N
GM 7.4L - 454 cid - 8 Cyl.	1996	Bravo Plug-In Models (Opt.), CW Rot., PG260L	DR	PMGR	12	6562N
GM 7.4L - 454 cid - 8 Cyl.		Bravo Plug-In Models (Opt.), CW Rot., PG260M	DR	PMGR	12	6562NM
GM 7.4L - 454 cid - 8 Cyl.		Bravo Plug-In Models (Std.) Chrome Finish	DR	DD	12	6423CN
GM 7.4L - 454 cid - 8 Cyl.		Bravo Plug-In Models (Std.), Chrome Finish	DR	DD	12	6423CN
GM 7.4L - 454 cid - 8 Cyl.		Bravo Plug-In Models (Std.), standard Finish	DR	DD	12	6423N
GM 7.4L - 454 cid - 8 Cyl.		Mando System, CW Rot.	MD	PMGR	12	6792N-MD
GM 7.4L - 454 cid - 8 Cyl.		Trans. & Driveline Models (Opt.)	DR	DD	12	6616N
GM 7.4L - 454 cid - 8 Cyl.		Trans. & Driveline Models (Std.)	DR	DD	12	6616N
Model 525SC (Gen VI)						
GM 7.4L - 454 cid - 8 Cyl.	2002-97	Mando System, CW Rot.	MD	PMGR	12	6792N-MD
GM 7.4L - 454 cid - 8 Cyl.	1997-On	Bravo Plug-In Models, CW Rot., PG260L	DR	PMGR	12	6562N
GM 7.4L - 454 cid - 8 Cyl.		Bravo Plug-In Models, CW Rot., PG260M	DR	PMGR	12	6562NM
GM 7.4L - 454 cid - 8 Cyl.		Trans. & Driveline Models	DR	DD	12	6616N
Model 575						
GM 8.9L - 540 cid - 8 Cyl.	1992-85	Delco System	DR	DD	12	6616N

STARTERS

STARTER APPLICATIONS

ENGINE	YEAR	APPLICATION	Mfg	Type	Volt	PART NUMBER
MERCUISER - Marine Engine (Cont'd)						
Model 600SC (Gen IV & V)						
GM 8.2L - 502 cid - 8 Cyl. 1996-91		Optional 14MT Starter	DR	DD	12	6616N
GM 8.2L - 502 cid - 8 Cyl.		Standard 10MT Starter	DR	DD	12	6616N
Model 600SC (Gen VI)						
GM 8.2L - 502 cid - 8 Cyl. 1998-97		Mando System, CW Rot.	MD	PMGR	12	6792N-MD
GM 8.2L - 502 cid - 8 Cyl.		Std. PG260 Starter (3-Terminal), CW Rot.	DR	PMGR	12	6562N
GM 8.2L - 502 cid - 8 Cyl.		Std. PG260L (4-Terminal), CW Rot.	DR	PMGR	12	6562N
GM 8.2L - 502 cid - 8 Cyl.		Std. PG260M (4-Terminal), CW Rot.	DR	PMGR	12	6562NM
Model 7.3L (Bravo & MIE)						
IHC 7.3L - 444 cid - 8 Cyl. 1998-94		Inboard, Delco 28MT	DR	OSGR	12	6573N
Model 7.4L MIE (LH) (Gen V)						
GM 7.4L - 454 cid - 8 Cyl. 1996-92		Counter CW	DR	DD	12	6616N
Model 7.4L MIE (LH) (Gen VI)						
GM 7.4L - 454 cid - 8 Cyl. 1997-96		Delco System	DR	DD	12	6616N
Model 7.4L MIE (LH) w/Hurth MK4						
GM 7.4L - 454 cid - 8 Cyl. 1992-89		Counter CW	DR	DD	12	6616N
Model 7.4L MIE MPI (L29) (Gen VI)						
GM 7.4L - 454 cid - 8 Cyl. 2000-98		Delco System	DR	DD	12	6616N
Model 7.4L MIE MPI (LH) (Gen V)						
GM 7.4L - 454 cid - 8 Cyl. 1996-95		Delco System	DR	DD	12	6616N
Model 7.4L MIE MPI (LH) (Gen VI)						
GM 7.4L - 454 cid - 8 Cyl. 1997-96		Delco System	DR	DD	12	6616N
Model 7.4L MIE TBI (LH) (Gen VI)						
GM 7.4L - 454 cid - 8 Cyl. 1997-96		Delco System	DR	DD	12	6616N
Model 7.4L MIE w/Borg Warner						
GM 7.4L - 454 cid - 8 Cyl. 1992-88		Counter CW	DR	DD	12	6616N
Model 8.1S HO						
GM 8.1L - 496 cid - 8 Cyl. 2008-01		Delco PMGR Starter (CCW)	DR	PMGR	12	6793N
GM 8.1L - 496 cid - 8 Cyl. 2001-On		Delco 14MT Starter (CCW)	DR	DD	12	6616N
Model 8.1S Horizon						
GM 8.1L - 496 cid - 8 Cyl. 2008-01		Delco PMGR Starter (CCW)	DR	PMGR	12	6793N
GM 8.1L - 496 cid - 8 Cyl. 2001-On		Delco 14MT Starter (CCW)	DR	DD	12	6616N
Model 8.2L MIE (Gen V)						
GM 8.2L - 502 cid - 8 Cyl. 1996-93		Delco System	DR	DD	12	6616N
Model 8.2L MIE MPI (LH) (Gen VI)						
GM 8.2L - 502 cid - 8 Cyl. 2007-00		Delco PG260L Replacement	DR	PMGR	12	6793N
GM 8.2L - 502 cid - 8 Cyl. 2000-On		Delco 14MT Starter	DR	DD	12	6616N
GM 8.2L - 502 cid - 8 Cyl. 1999-96		Delco System	DR	DD	12	6616N
Model 8.2L MIE w/Hurth						
GM 8.2L - 502 cid - 8 Cyl. 1992-90		Delco System	DR	DD	12	6616N
Model 800SC (Gen V)						
GM 9.4L - 572 cid - 8 Cyl. 1998-93		Trans. & Driveline Models (Opt.)	DR	DD	12	6616N
GM 9.4L - 572 cid - 8 Cyl.		Trans. & Driveline Models (Std.)	DR	DD	12	6616N
Model 800SCI						
Various	2009-02	Delco PMGR Starter (CCW)	DR	PMGR	12	6793N

STARTERS

STARTER APPLICATIONS

STARTERS

ENGINE	YEAR	APPLICATION	Mfg	Type	Volt	PART NUMBER
MERCUISER - Marine Engine (Cont'd)						
Model 900SC						
GM 9.0L - 542 cid - 8 Cyl.	2002-99	Delco 14MT Starter (CCW)	DR	DD	12	6616N
GM 9.0L - 542 cid - 8 Cyl.		Delco PMGR Starter (CCW)	DR	PMGR	12	6793N
Model EH700 MIE (175 / 220HP)						
HINO 6.5L - 393 cid - 6 Cyl.	1997-86	Denso Starter	ND	DD	12	16635N
Model W04CTA MIE (150HP)						
HINO 3.9L - 234 cid - 4 Cyl.	1997-90	Denso Starter	ND	OSGR	12	17292N
Model W04CTI MIE (210HP)						
HINO 3.9L - 234 cid - 4 Cyl.	1997-90	Denso Starter	ND	OSGR	12	17292N
Model W06DTA MIE (310HP)						
HINO 5.8L - 351 cid - 6 Cyl.	1997-93	Denso Starter	ND	OSGR	12	17292N
Model W06DTI MIE (250HP)						
HINO 5.8L - 351 cid - 6 Cyl.	1997-90	Denso Starter	ND	OSGR	12	17292N
MERCUISER - Ski Engine						
Black Scorpion Ski (Gen +)						
GM 5.7L - 350 cid - 8 Cyl.	2006-99	Delco PG260G (Offset, Later, Repl. Earlier), Zinc Finish	DR	PMGR	12	6792N
GM 5.7L - 350 cid - 8 Cyl.	2004-99	Std. PG260F1 Starter, Zinc Finish	DR	PMGR	12	6792N
GM 5.7L - 350 cid - 8 Cyl.	1999-On	Mando, Black Finish version	MD	PMGR	12	6792N-MD
GM 5.7L - 350 cid - 8 Cyl.		Replacement PG260G Starter, Black Epoxy Finish	DR	PMGR	12	6792BN
GM 5.7L - 350 cid - 8 Cyl.		Std. PG260F1 Starter, Black Epoxy Finish	DR	PMGR	12	6792BN
GM 5.7L - 350 cid - 8 Cyl.	1998-96	Mando System, CW Rot.	MD	PMGR	12	6792N-MD
GM 5.7L - 350 cid - 8 Cyl.		Std. PG260 Starter (3-Terminal), CW Rot.	DR	PMGR	12	6562N
GM 5.7L - 350 cid - 8 Cyl.		Std. PG260L (4-Terminal), CW Rot.	DR	PMGR	12	6562N
GM 5.7L - 350 cid - 8 Cyl.		Std. PG260M (4-Terminal), CW Rot.	DR	PMGR	12	6562NM
Model 350 Mag EFI Ski (Gen +)						
GM 5.7L - 350 cid - 8 Cyl.	1997-96	Mando System, CW Rot.	MD	PMGR	12	6792N-MD
GM 5.7L - 350 cid - 8 Cyl.		Std. PG260 Starter (3-Terminal), CW Rot.	DR	PMGR	12	6562N
GM 5.7L - 350 cid - 8 Cyl.		Std. PG260L (4-Terminal), CW Rot.	DR	PMGR	12	6562N
GM 5.7L - 350 cid - 8 Cyl.		Std. PG260M (4-Terminal), CW Rot.	DR	PMGR	12	6562NM
Model 350 Mag EFI Ski (TBI)						
GM 5.7L - 350 cid - 8 Cyl.	1996-94	Mando System, CW Rot.	MD	PMGR	12	6792N-MD
GM 5.7L - 350 cid - 8 Cyl.		Standard PG200 Starter, CW Rot.	DR	PMGR	12	6562N
GM 5.7L - 350 cid - 8 Cyl.		Std. PG260 Starter (3-Terminal), CW Rot.	DR	PMGR	12	6562N
GM 5.7L - 350 cid - 8 Cyl.		Std. PG260L (4-Terminal), CW Rot.	DR	PMGR	12	6562N
GM 5.7L - 350 cid - 8 Cyl.		Std. PG260M (4-Terminal), CW Rot.	DR	PMGR	12	6562NM
Model 350 Mag MPI Ski						
GM 5.7L - 350 cid - 8 Cyl.	1996-95	Mando System, CW Rot.	MD	PMGR	12	6792N-MD
GM 5.7L - 350 cid - 8 Cyl.		Std. PG260 Starter (3-Terminal), CW Rot.	DR	PMGR	12	6562N
GM 5.7L - 350 cid - 8 Cyl.		Std. PG260L (4-Terminal), CW Rot.	DR	PMGR	12	6562N
GM 5.7L - 350 cid - 8 Cyl.		Std. PG260M (4-Terminal), CW Rot.	DR	PMGR	12	6562NM
Model 350 Mag MPI Ski (Gen +)						
GM 5.7L - 350 cid - 8 Cyl.	2005-98	Delco PG260G Starter (Offset Mount), Zinc Finish	DR	PMGR	12	6792N
GM 5.7L - 350 cid - 8 Cyl.	2003-98	Std. PG260F1 Starter, Zinc Finish	DR	PMGR	12	6792N
GM 5.7L - 350 cid - 8 Cyl.	1998-On	Mando, Black Finish version	MD	PMGR	12	6792N-MD
GM 5.7L - 350 cid - 8 Cyl.		PG260G Starter, Black Epoxy Finish	DR	PMGR	12	6792BN

STARTER APPLICATIONS

ENGINE	YEAR	APPLICATION	Mfg	Type	Volt	PART NUMBER
MERCUISER - Ski Engine (Cont'd)						
Model 350 Mag MPI Ski (Gen +) (Cont'd)						
GM 5.7L - 350 cid - 8 Cyl.		Std. PG260F1 Starter, Black Epoxy Finish	DR	PMGR	12	6792BN
Model 350 Mag Ski						
GM 5.7L - 350 cid - 8 Cyl. 1997-91		Mando System, CW Rot.	MD	PMGR	12	6792N-MD
GM 5.7L - 350 cid - 8 Cyl.		Std. PG260 Starter (3-Terminal), CW Rot.	DR	PMGR	12	6562N
GM 5.7L - 350 cid - 8 Cyl.		Std. PG260L (4-Terminal), CW Rot.	DR	PMGR	12	6562N
GM 5.7L - 350 cid - 8 Cyl.		Std. PG260M (4-Terminal), CW Rot.	DR	PMGR	12	6562NM
GM 5.7L - 350 cid - 8 Cyl. 1996-91		Standard PG200 Starter, CW Rot.	DR	PMGR	12	6562N
Model 454 EFI Ski (Gen V)						
GM 7.4L - 454 cid - 8 Cyl. 1995		Mando System, CW Rot.	MD	PMGR	12	6792N-MD
GM 7.4L - 454 cid - 8 Cyl.		Standard PG200 Starter, CW Rot.	DR	PMGR	12	6562N
GM 7.4L - 454 cid - 8 Cyl.		Standard PG260L, CW Rot.	DR	PMGR	12	6562N
GM 7.4L - 454 cid - 8 Cyl.		Standard PG260M, CW Rot.	DR	PMGR	12	6562NM
Model 454 Mag MPI Ski (Gen VI)						
GM 7.4L - 454 cid - 8 Cyl. 1997-96		Mando System, CW Rot.	MD	PMGR	12	6792N-MD
GM 7.4L - 454 cid - 8 Cyl.		Std. PG260 Starter (3-Terminal), CW Rot.	DR	PMGR	12	6562N
GM 7.4L - 454 cid - 8 Cyl.		Std. PG260L (4-Terminal), CW Rot.	DR	PMGR	12	6562N
GM 7.4L - 454 cid - 8 Cyl.		Std. PG260M (4-Terminal), CW Rot.	DR	PMGR	12	6562NM
Model 5.7L Competition Ski						
GM 5.7L - 350 cid - 8 Cyl. 1997-96		Std. PG260 Starter (3-Terminal), CW Rot.	DR	PMGR	12	6562N
GM 5.7L - 350 cid - 8 Cyl.		Std. PG260L (4-Terminal), CW Rot.	DR	PMGR	12	6562N
GM 5.7L - 350 cid - 8 Cyl.		Std. PG260M (4-Terminal), CW Rot.	DR	PMGR	12	6562NM
GM 5.7L - 350 cid - 8 Cyl. 1997-87		Mando System, CW Rot.	MD	PMGR	12	6792N-MD
GM 5.7L - 350 cid - 8 Cyl. 1995-87		Delco 10MT, CW rot. Starter (Offset Mount), Chrome Finish	DR	DD	12	6423CN
GM 5.7L - 350 cid - 8 Cyl.		Delco 10MT, CW rot. Starter (Offset Mount), Std. Finish	DR	DD	12	6423N
GM 5.7L - 350 cid - 8 Cyl.		Delco 10MT, CW rot. Starter (Offset Pad Mount), Chrome Finish	DR	DD	12	6423CN
GM 5.7L - 350 cid - 8 Cyl.		Standard PG200 Starter, CW Rot.	DR	PMGR	12	6562N
GM 5.7L - 350 cid - 8 Cyl.		Standard PG260L, CW Rot.	DR	PMGR	12	6562N
GM 5.7L - 350 cid - 8 Cyl.		Standard PG260M, CW Rot.	DR	PMGR	12	6562NM
Model 5.7L Ski						
GM 5.7L - 350 cid - 8 Cyl. 1987-85		Delco 10MT, CW rot. Starter (Offset Mount), Std. Finish	DR	DD	12	6423N
GM 5.7L - 350 cid - 8 Cyl.		Delco 10MT, CW rot. Starter (Offset Pad Mount), Chrome Finish	DR	DD	12	6423CN
GM 5.7L - 350 cid - 8 Cyl.		Flange Mt. - CCW Rotation	DR	DD	12	6616N
Model 5.7L Ski (CARB)						
GM 5.7L - 350 cid - 8 Cyl. 2005-98		Delco PG260G Starter (Offset Mount), Zinc Finish	DR	PMGR	12	6792N
GM 5.7L - 350 cid - 8 Cyl. 1998-On		Delco System, Black Epoxy Finish	DR	PMGR	12	6792BN
GM 5.7L - 350 cid - 8 Cyl.		Mando, Black Finish version	MD	PMGR	12	6792N-MD
Model 5.7L Ski (Gen +)						
GM 5.7L - 350 cid - 8 Cyl. 2004-98		Delco System, Zinc Finish	DR	PMGR	12	6792N
GM 5.7L - 350 cid - 8 Cyl. 1998-On		Delco System, Black Epoxy Finish	DR	PMGR	12	6792BN
GM 5.7L - 350 cid - 8 Cyl.		Mando, Black Finish version	MD	PMGR	12	6792N-MD
Model MX 6.2L BS MPI Ski						
GM 6.2L - 377 cid - 8 Cyl. 2008-01		Delco PG260G Starter (Offset Mount), Zinc Finish	DR	PMGR	12	6792N
GM 6.2L - 377 cid - 8 Cyl. 2001-On		Mando, Black Finish version	MD	PMGR	12	6792N-MD
GM 6.2L - 377 cid - 8 Cyl.		PG260G Starter, Black Epoxy Finish	DR	PMGR	12	6792BN
MERCUISER - Stern Drive						
Model 110						
GM 2.5L - 153 cid - 4 Cyl. 1966-63		Delco System	DR	DD	12	3838N
GM 2.5L - 153 cid - 4 Cyl.		Opt. Hi Performance PG260M	DR	PMGR	12	3631N-PG

STARTERS

STARTER APPLICATIONS

ENGINE	YEAR	APPLICATION	Mfg	Type	Volt	PART NUMBER
MERCURISER - Stern Drive (Cont'd)						
Model 120						
GM 2.5L - 153 cid - 4 Cyl.	1989-86	Delco System, Standard Finish	DR	DD	12	3550N
GM 2.5L - 153 cid - 4 Cyl.	1985-79	Delco System, Standard Finish	DR	DD	12	3550N
GM 2.5L - 153 cid - 4 Cyl.	1978-73	Opt. Hi Performance PG260M	DR	PMGR	12	3631N-PG
GM 2.5L - 153 cid - 4 Cyl.		w/Center Support Plate, Standard Finish	DR	DD	12	3550N
GM 2.5L - 153 cid - 4 Cyl.		wo/Center Support Plate	DR	DD	12	3838N
GM 2.5L - 153 cid - 4 Cyl.	1972-64	Delco System	DR	DD	12	3838N
GM 2.5L - 153 cid - 4 Cyl.		Opt. Hi Performance PG260M	DR	PMGR	12	3631N-PG
Model 140						
GM 3.0L - 181 cid - 4 Cyl.	1985-79	Delco System, Standard Finish	DR	DD	12	3550N
GM 3.0L - 181 cid - 4 Cyl.	1978-73	Opt. Hi Performance PG260M	DR	PMGR	12	3631N-PG
GM 3.0L - 181 cid - 4 Cyl.		w/Center Support Plate, Standard Finish	DR	DD	12	3550N
GM 3.0L - 181 cid - 4 Cyl.		wo/Center Support Plate	DR	DD	12	3838N
GM 3.0L - 181 cid - 4 Cyl.	1972-68	Delco System	DR	DD	12	3838N
GM 3.0L - 181 cid - 4 Cyl.		Opt. Hi Performance PG260M	DR	PMGR	12	3631N-PG
GM 3.0L - 181 cid - 4 Cyl.	1986	Delco System, Standard Finish	DR	DD	12	3550N
GM 3.2L - 194 cid - 6 Cyl.	1963	Delco System	DR	DD	12	3838N
GM 3.2L - 194 cid - 6 Cyl.		Opt. Hi Performance PG260M	DR	PMGR	12	3631N-PG
Model 150						
GM 3.8L - 230 cid - 6 Cyl.	1966-64	Delco System	DR	DD	12	3838N
GM 3.8L - 230 cid - 6 Cyl.		Opt. Hi Performance PG260M	DR	PMGR	12	3631N-PG
Model 160						
GM 4.1L - 250 cid - 6 Cyl.	1969-67	Delco System	DR	DD	12	3838N
GM 4.1L - 250 cid - 6 Cyl.		Opt. Hi Performance PG260M	DR	PMGR	12	3631N-PG
Model 165						
GM 4.1L - 250 cid - 6 Cyl.	1982-79	Delco System, Standard Finish	DR	DD	12	3550N
GM 4.1L - 250 cid - 6 Cyl.	1978-70	Delco System	DR	DD	12	3838N
GM 4.1L - 250 cid - 6 Cyl.		Opt. Hi Performance PG260M	DR	PMGR	12	3631N-PG
Mercury 3.7L - 224 cid - 4 Cyl.	1989-87	Delco System	DR	DD	12	6615N
Model 170						
Mercury 3.7L - 224 cid - 4 Cyl.	1986-84	Delco System	DR	DD	12	6615N
Model 175						
GM 4.3L - 262 cid - 6 Cyl.	1992-91	Delco System, CW Rot.	DR	PMGR	12	6562N
GM 4.3L - 262 cid - 6 Cyl.	1990-87	Delco 10MT, CW rot. Starter (Offset Mount), Chrome Finish	DR	DD	12	6423CN
GM 4.3L - 262 cid - 6 Cyl.		Delco 10MT, CW rot. Starter (Offset Mount), Std. Finish	DR	DD	12	6423N
GM 4.3L - 262 cid - 6 Cyl.		Delco 10MT, CW rot. Starter (Offset Pad Mount), Chrome Finish	DR	DD	12	6423CN
Model 180						
Mercury 3.7L - 224 cid - 4 Cyl.	1989-87	Delco System	DR	DD	12	6615N
Model 185						
GM 3.8L - 229 cid - 6 Cyl.	1984-83	Delco System, Standard Finish	DR	DD	12	3550N
GM 4.3L - 262 cid - 6 Cyl.	1987-85	Delco 10MT, CW rot. Starter (Offset Mount), Chrome Finish	DR	DD	12	6423CN
GM 4.3L - 262 cid - 6 Cyl.		Delco 10MT, CW rot. Starter (Offset Mount), Std. Finish	DR	DD	12	6423N
GM 4.3L - 262 cid - 6 Cyl.		Delco 10MT, CW rot. Starter (Offset Pad Mount), Chrome Finish	DR	DD	12	6423CN
Model 190						
GM 4.6L - 283 cid - 8 Cyl.	1964-63	Delco System	DR	DD	12	3838N
GM 4.6L - 283 cid - 8 Cyl.		Opt. Hi Performance PG260M	DR	PMGR	12	3631N-PG

STARTERS

STARTER APPLICATIONS

ENGINE	YEAR	APPLICATION	Mfg	Type	Volt	PART NUMBER
MERCURISER - Stern Drive (Cont'd)						
Model 190 (Cont'd)						
Mercury 3.7L - 224 cid - 4 Cyl.	1986-85	Delco System	DR	DD	12	6615N
Model 2.5L						
GM 2.5L - 153 cid - 4 Cyl.	1989-87	Delco System, Standard Finish	DR	DD	12	3550N
Model 200						
GM 4.9L - 292 cid - 6 Cyl.	1969	Delco System	DR	DD	12	3838N
GM 4.9L - 292 cid - 6 Cyl.		Opt. Hi Performance PG260M	DR	PMGR	12	3631N-PG
GM 5.0L - 305 cid - 8 Cyl.	1986-85	w/12 3/4" Flywheel, Standard Finish	DR	DD	12	3550N
GM 5.0L - 305 cid - 8 Cyl.		w/14" Flywheel Delco 10MT, CW rot. Starter (Offset Mount), Chrome Finish	DR	DD	12	6423CN
GM 5.0L - 305 cid - 8 Cyl.		w/14" Flywheel Delco 10MT, CW rot. Starter (Offset Mount), Std. Finish	DR	DD	12	6423N
GM 5.0L - 305 cid - 8 Cyl.		w/14" Flywheel Delco 10MT, CW rot. Starter (Offset Pad Mount), Chrome Finish	DR	DD	12	6423CN
GM 5.0L - 305 cid - 8 Cyl.	1987	Delco 10MT, CW rot. Starter (Offset Mount), Chrome Finish	DR	DD	12	6423CN
GM 5.0L - 305 cid - 8 Cyl.		Delco 10MT, CW rot. Starter (Offset Mount), Std. Finish	DR	DD	12	6423N
GM 5.0L - 305 cid - 8 Cyl.		Delco 10MT, CW rot. Starter (Offset Pad Mount), Chrome Finish	DR	DD	12	6423CN
GM 5.0L - 305 cid - 8 Cyl.		Mando System, CW Rot.	MD	PMGR	12	6792N-MD
GM 5.0L - 305 cid - 8 Cyl.		Standard PG200 Starter, CW Rot.	DR	PMGR	12	6562N
GM 5.0L - 305 cid - 8 Cyl.		Std. PG260 Starter (3-Terminal), CW Rot.	DR	PMGR	12	6562N
GM 5.0L - 305 cid - 8 Cyl.		Std. PG260L (4-Terminal), CW Rot.	DR	PMGR	12	6562N
GM 5.0L - 305 cid - 8 Cyl.		Std. PG260M (4-Terminal), CW Rot.	DR	PMGR	12	6562NM
Model 205						
GM 4.3L - 262 cid - 6 Cyl.	1991-88	Delco System, CW Rot.	DR	PMGR	12	6562N
GM 4.3L - 262 cid - 6 Cyl.	1991-85	Delco 10MT, CW rot. Starter (Offset Mount), Chrome Finish	DR	DD	12	6423CN
GM 4.3L - 262 cid - 6 Cyl.		Delco 10MT, CW rot. Starter (Offset Mount), Std. Finish	DR	DD	12	6423N
GM 4.3L - 262 cid - 6 Cyl.		Delco 10MT, CW rot. Starter (Offset Pad Mount), Chrome Finish	DR	DD	12	6423CN
Model 215						
Ford 5.0L - 302 cid - 8 Cyl.	1972-70	Electric Shift (Clockwise)	FD	DD	12	3182N
Ford 5.0L - 302 cid - 8 Cyl.		Hydraulic Shift (Clockwise)	DR	DD	12	6615N
Ford 5.0L - 302 cid - 8 Cyl.		Hydraulic Shift (Counter CW)	DR	DD	12	6616N
Model 225						
Ford 5.0L - 302 cid - 8 Cyl.	1974-73	Clockwise	FD	DD	12	3182N
Ford 5.0L - 302 cid - 8 Cyl.		Counter CW	DR	DD	12	6616N
GM 5.4L - 327 cid - 8 Cyl.	1969-67	Inboard - CCW Rotation	DR	DD	12	6616N
GM 5.4L - 327 cid - 8 Cyl.		Inboard - CW Rotation	DR	DD	12	6615N
GM 5.4L - 327 cid - 8 Cyl.		Opt. Hi Performance PG260M	DR	PMGR	12	3631N-PG
GM 5.4L - 327 cid - 8 Cyl.		Stern Drive - CW Rotation (Std.)	DR	DD	12	3838N
GM 5.4L - 327 cid - 8 Cyl.	1966-63	Delco System	DR	DD	12	3838N
GM 5.4L - 327 cid - 8 Cyl.		Opt. Hi Performance PG260M	DR	PMGR	12	3631N-PG
Model 228						
GM 5.0L - 305 cid - 8 Cyl.	1984-82	w/12 3/4" Flywheel, Standard Finish	DR	DD	12	3550N
GM 5.0L - 305 cid - 8 Cyl.		w/14" Flywheel Delco 10MT, CW rot. Starter (Offset Mount), Chrome Finish	DR	DD	12	6423CN
GM 5.0L - 305 cid - 8 Cyl.		w/14" Flywheel Delco 10MT, CW rot. Starter (Offset Mount), Std. Finish	DR	DD	12	6423N

STARTERS

STARTER APPLICATIONS

ENGINE	YEAR	APPLICATION	Mfg	Type	Volt	PART NUMBER
MERCUISER - Stern Drive (Cont'd)						
Model 228 (Cont'd)						
GM 5.0L - 305 cid - 8 Cyl.		w/14" Flywheel Delco 10MT, CW rot. Starter (Offset Pad Mount), Chrome Finish	DR	DD	12	6423CN
GM 5.0L - 305 cid - 8 Cyl.	1981-77	Inboard - CCW Rotation	DR	DD	12	6616N
GM 5.0L - 305 cid - 8 Cyl.		Stern Drive - CW Rotation (Std.), Standard Finish	DR	DD	12	3550N
GM 5.0L - 305 cid - 8 Cyl.		Stern Drive - CW Rotation (Std.), Std. Finish	DR	DD	12	3550N
Model 230						
GM 5.0L - 305 cid - 8 Cyl.	1986-85	w/12 3/4" Flywheel, Standard Finish	DR	DD	12	3550N
GM 5.0L - 305 cid - 8 Cyl.		w/14" Flywheel Delco 10MT, CW rot. Starter (Offset Mount), Chrome Finish	DR	DD	12	6423CN
GM 5.0L - 305 cid - 8 Cyl.		w/14" Flywheel Delco 10MT, CW rot. Starter (Offset Mount), Std. Finish	DR	DD	12	6423N
GM 5.0L - 305 cid - 8 Cyl.		w/14" Flywheel Delco 10MT, CW rot. Starter (Offset Pad Mount), Chrome Finish	DR	DD	12	6423CN
GM 5.0L - 305 cid - 8 Cyl.	1987	Delco 10MT, CW rot. Starter (Offset Mount), Chrome Finish	DR	DD	12	6423CN
GM 5.0L - 305 cid - 8 Cyl.		Delco 10MT, CW rot. Starter (Offset Mount), Std. Finish	DR	DD	12	6423N
GM 5.0L - 305 cid - 8 Cyl.		Delco 10MT, CW rot. Starter (Offset Pad Mount), Chrome Finish	DR	DD	12	6423CN
GM 5.0L - 305 cid - 8 Cyl.		Mando System, CW Rot.	MD	PMGR	12	6792N-MD
GM 5.0L - 305 cid - 8 Cyl.		Standard PG200 Starter, CW Rot.	DR	PMGR	12	6562N
GM 5.0L - 305 cid - 8 Cyl.		Std. PG260 Starter (3-Terminal), CW Rot.	DR	PMGR	12	6562N
GM 5.0L - 305 cid - 8 Cyl.		Std. PG260L (4-Terminal), CW Rot.	DR	PMGR	12	6562N
GM 5.0L - 305 cid - 8 Cyl.		Std. PG260M (4-Terminal), CW Rot.	DR	PMGR	12	6562NM
Model 233						
Ford 5.8L - 351 cid - 8 Cyl.	1977-75	Inboard - CCW Rotation	DR	DD	12	6616N
Model 250						
GM 5.4L - 327 cid - 8 Cyl.	1969-68	Clockwise	DR	DD	12	6615N
GM 5.4L - 327 cid - 8 Cyl.		Counter CW	DR	DD	12	6616N
GM 5.7L - 350 cid - 8 Cyl.	1977	Delco System, Standard Finish	DR	DD	12	3550N
Model 255						
Ford 5.8L - 351 cid - 8 Cyl.	1974-73	Inboard - CCW Rotation	DR	DD	12	6616N
Ford 5.8L - 351 cid - 8 Cyl.		Stern Drive - Ford System	FD	DD	12	3182N
Model 260						
GM 5.7L - 350 cid - 8 Cyl.	1986-82	w/12 3/4" Flywheel, Standard Finish	DR	DD	12	3550N
GM 5.7L - 350 cid - 8 Cyl.		w/14" Flywheel Delco 10MT, CW rot. Starter (Offset Mount), Chrome Finish	DR	DD	12	6423CN
GM 5.7L - 350 cid - 8 Cyl.		w/14" Flywheel Delco 10MT, CW rot. Starter (Offset Mount), Std. Finish	DR	DD	12	6423N
GM 5.7L - 350 cid - 8 Cyl.		w/14" Flywheel Delco 10MT, CW rot. Starter (Offset Pad Mount), Chrome Finish	DR	DD	12	6423CN
GM 5.7L - 350 cid - 8 Cyl.	1981-78	Delco System, Standard Finish	DR	DD	12	3550N
GM 5.7L - 350 cid - 8 Cyl.	1987	Delco 10MT, CW rot. Starter (Offset Mount), Chrome Finish	DR	DD	12	6423CN
GM 5.7L - 350 cid - 8 Cyl.		Delco 10MT, CW rot. Starter (Offset Mount), Std. Finish	DR	DD	12	6423N
GM 5.7L - 350 cid - 8 Cyl.		Delco 10MT, CW rot. Starter (Offset Pad Mount), Chrome Finish	DR	DD	12	6423CN
GM 5.7L - 350 cid - 8 Cyl.		Mando System, CW Rot.	MD	PMGR	12	6792N-MD
GM 5.7L - 350 cid - 8 Cyl.		Standard PG200 Starter, CW Rot.	DR	PMGR	12	6562N
GM 5.7L - 350 cid - 8 Cyl.		Std. PG260 Starter (3-Terminal), CW Rot.	DR	PMGR	12	6562N
GM 5.7L - 350 cid - 8 Cyl.		Std. PG260L (4-Terminal), CW Rot.	DR	PMGR	12	6562N
GM 5.7L - 350 cid - 8 Cyl.		Std. PG260M (4-Terminal), CW Rot.	DR	PMGR	12	6562NM
Model 262 Mag (Gen +) (TBI)						
GM 4.3L - 262 cid - 6 Cyl.	1997-96	Mando System, CW Rot.	MD	PMGR	12	6792N-MD

STARTERS

STARTER APPLICATIONS

ENGINE	YEAR	APPLICATION	Mfg	Type	Volt	PART NUMBER
MERCUISER - Stern Drive (Cont'd)						
Model 262 Mag (Gen +) (TBI) (Cont'd)						
GM 4.3L - 262 cid - 6 Cyl.		Standard PG260L, CW Rot.	DR	PMGR	12	6562N
GM 4.3L - 262 cid - 6 Cyl.		Std. PG260M, CW Rot.	DR	PMGR	12	6562NM
Model 270						
GM 5.7L - 350 cid - 8 Cyl. 1972-69		Clockwise	DR	DD	12	6615N
GM 5.7L - 350 cid - 8 Cyl.		Counter CW	DR	DD	12	6616N
Model 280 TRS						
GM 5.7L - 350 cid - 8 Cyl. 1976-75		Delco System, Standard Finish	DR	DD	12	3550N
Model 3.0 / 3.0LX						
GM 3.0L - 181 cid - 4 Cyl. 2006-99		Stagger Bolt Mtg. (14" Flywheel), Zinc Finish	DR	PMGR	12	6792N
GM 3.0L - 181 cid - 4 Cyl. 2004-99		Stagger Bolt Mtg. (Exc. 14"), Zinc Finish	DR	PMGR	12	6792N
GM 3.0L - 181 cid - 4 Cyl. 1999-On		Mando, Black Finish version	MD	PMGR	12	6792N-MD
GM 3.0L - 181 cid - 4 Cyl.		Stagger Bolt Mtg. (14" Flywheel), Black Epoxy Finish	DR	PMGR	12	6792BN
GM 3.0L - 181 cid - 4 Cyl.		Stagger Bolt Mtg. (Exc. 14"), Black Epoxy Finish	DR	PMGR	12	6792BN
GM 3.0L - 181 cid - 4 Cyl. 1998-96		Mando, Black Finish version	MD	PMGR	12	6792N-MD
GM 3.0L - 181 cid - 4 Cyl.		S/N: 0L097000-On (Stagger), Black Epoxy Finish	DR	PMGR	12	6792BN
GM 3.0L - 181 cid - 4 Cyl.		S/N: 0L097000-On (Stagger), Zinc Finish	DR	PMGR	12	6792N
GM 3.0L - 181 cid - 4 Cyl.		S/N: To 0L096999 (Straight), CW Rot.	DR	PMGR	12	6563N
GM 3.0L - 181 cid - 4 Cyl. 1995-90		Delco System, CW Rot.	DR	PMGR	12	6563N
GM 3.0L - 181 cid - 4 Cyl. 1995-87		Delco System, Standard Finish	DR	DD	12	3550N
Model 3.7L						
Mercury 3.7L - 224 cid - 4 Cyl.	1989-87	Delco System	DR	DD	12	6615N
Model 300 Tempest						
GM 5.7L - 350 cid - 8 Cyl. 1986-85		MR - w/12 3/4" Flywheel, Standard Finish	DR	DD	12	3550N
GM 5.7L - 350 cid - 8 Cyl.		MR - w/12 3/4" Flywheel, std Finish	DR	DD	12	3550N
GM 5.7L - 350 cid - 8 Cyl.		MR - w/14" Flywheel, Chrome Finish	DR	DD	12	6423CN
GM 5.7L - 350 cid - 8 Cyl.		MR - w/14" Flywheel, Chrome Finish	DR	DD	12	6423CN
GM 5.7L - 350 cid - 8 Cyl.		TR - All	DR	DD	12	6616N
GM 5.7L - 350 cid - 8 Cyl. 1986		MR - w/14" Flywheel, standard Finish	DR	DD	12	6423N
GM 5.7L - 350 cid - 8 Cyl. 1985		MR - w/14" Flywheel, standard Finish	DR	DD	12	6423N
Model 320 (EFI)						
GM 5.7L - 350 cid - 8 Cyl. 1990-87		Delco 10MT, CW rot. Starter (Offset Mount), Chrome Finish	DR	DD	12	6423CN
GM 5.7L - 350 cid - 8 Cyl.		Delco 10MT, CW rot. Starter (Offset Mount), Std. Finish	DR	DD	12	6423N
GM 5.7L - 350 cid - 8 Cyl.		Delco 10MT, CW rot. Starter (Offset Pad Mount), Chrome Finish	DR	DD	12	6423CN
Model 325						
GM 7.0L - 427 cid - 8 Cyl. 1972-69		Clockwise	DR	DD	12	6615N
GM 7.0L - 427 cid - 8 Cyl.		Counter CW	DR	DD	12	6616N
Model 330						
GM 7.4L - 454 cid - 8 Cyl. 1987-82		Stern Drive - All	DR	DD	12	6616N
GM 7.4L - 454 cid - 8 Cyl. 1981-77		Inboard - CCW Rotation	DR	DD	12	6616N
GM 7.4L - 454 cid - 8 Cyl.		Stern Drive, Delco 10MT, CW rot. Starter (Offset Mount), Std. Finish	DR	DD	12	6423N
GM 7.4L - 454 cid - 8 Cyl.		Stern Drive Delco 10MT, CW rot. Starter (Offset Pad Mount), Chrome Finish	DR	DD	12	6423CN
Model 350 Mag Alpha						
GM 5.7L - 350 cid - 8 Cyl. 1995-88		Mando System, CW Rot.	MD	PMGR	12	6792N-MD
GM 5.7L - 350 cid - 8 Cyl.		Standard PG200 Starter, CW Rot.	DR	PMGR	12	6562N
GM 5.7L - 350 cid - 8 Cyl.		Standard PG260L, CW Rot.	DR	PMGR	12	6562N
GM 5.7L - 350 cid - 8 Cyl.		Standard PG260M, CW Rot.	DR	PMGR	12	6562NM
GM 5.7L - 350 cid - 8 Cyl. 1995-86		Delco 10MT, CW rot. Starter (Offset Mount), Chrome Finish	DR	DD	12	6423CN

STARTERS

STARTER APPLICATIONS

ENGINE	YEAR	APPLICATION	Mfg	Type	Volt	PART NUMBER
MERCUISER - Stern Drive (Cont'd)						
Model 350 Mag Alpha (Cont'd)						
GM 5.7L - 350 cid - 8 Cyl.		Delco 10MT, CW rot. Starter (Offset Mount), Std. Finish	DR	DD	12	6423N
GM 5.7L - 350 cid - 8 Cyl.		Delco 10MT, CW rot. Starter (Offset Pad Mount), Chrome Finish	DR	DD	12	6423CN
Model 350 Mag Alpha (4-BBL)						
GM 5.7L - 350 cid - 8 Cyl. 1997-96		Mando System, CW Rot.	MD	PMGR	12	6792N-MD
GM 5.7L - 350 cid - 8 Cyl.		Std. PG260 Starter (3-Terminal), CW Rot.	DR	PMGR	12	6562N
GM 5.7L - 350 cid - 8 Cyl.		Std. PG260L (4-Terminal), CW Rot.	DR	PMGR	12	6562N
GM 5.7L - 350 cid - 8 Cyl.		Std. PG260M (4-Terminal), CW Rot.	DR	PMGR	12	6562NM
Model 350 Mag Alpha EFI (Gen +)						
GM 5.7L - 350 cid - 8 Cyl. 1997-96		Mando System, CW Rot.	MD	PMGR	12	6792N-MD
GM 5.7L - 350 cid - 8 Cyl.		Std. PG260 Starter (3-Terminal), CW Rot.	DR	PMGR	12	6562N
GM 5.7L - 350 cid - 8 Cyl.		Std. PG260L (4-Terminal), CW Rot.	DR	PMGR	12	6562N
GM 5.7L - 350 cid - 8 Cyl.		Std. PG260M (4-Terminal), CW Rot.	DR	PMGR	12	6562NM
Model 350 Mag Bravo MPI						
GM 5.7L - 350 cid - 8 Cyl. 1995		Mando System, CW Rot.	MD	PMGR	12	6792N-MD
GM 5.7L - 350 cid - 8 Cyl.		Std. PG260 Starter (3-Terminal), CW Rot.	DR	PMGR	12	6562N
GM 5.7L - 350 cid - 8 Cyl.		Std. PG260L (4-Terminal), CW Rot.	DR	PMGR	12	6562N
GM 5.7L - 350 cid - 8 Cyl.		Std. PG260M (4-Terminal), CW Rot.	DR	PMGR	12	6562NM
Model 350 Mag Bravo MPI (Gen +)						
GM 5.7L - 350 cid - 8 Cyl. 1997-96		Mando System, CW Rot.	MD	PMGR	12	6792N-MD
GM 5.7L - 350 cid - 8 Cyl.		Std. PG260 Starter (3-Terminal), CW Rot.	DR	PMGR	12	6562N
GM 5.7L - 350 cid - 8 Cyl.		Std. PG260L (4-Terminal), CW Rot.	DR	PMGR	12	6562N
GM 5.7L - 350 cid - 8 Cyl.		Std. PG260M (4-Terminal), CW Rot.	DR	PMGR	12	6562NM
Model 350 Mag MPI Alpha & Bravo						
GM 5.7L - 350 cid - 8 Cyl. 2008-01		Delco PG260G Starter (Offset Mount), Zinc Finish	DR	PMGR	12	6792N
GM 5.7L - 350 cid - 8 Cyl. 2001-On		Mando, Black Finish version	MD	PMGR	12	6792N-MD
GM 5.7L - 350 cid - 8 Cyl.		PG260G Starter, Black Epoxy Finish	DR	PMGR	12	6792BN
GM 5.7L - 350 cid - 8 Cyl. 2000-98		Mando, Black Finish version	MD	PMGR	12	6792N-MD
GM 5.7L - 350 cid - 8 Cyl.		Replacement PG260G Starter, Black Epoxy Finish	DR	PMGR	12	6792BN
GM 5.7L - 350 cid - 8 Cyl.		Replacement PG260G Starter, Zinc Finish	DR	PMGR	12	6792N
GM 5.7L - 350 cid - 8 Cyl.		Std. PG260F1 Starter, Black Epoxy Finish	DR	PMGR	12	6792BN
GM 5.7L - 350 cid - 8 Cyl.		Std. PG260F1 Starter, Zinc Finish	DR	PMGR	12	6792N
Model 350 Mag MPI Hor Alpha & Bravo						
GM 5.7L - 350 cid - 8 Cyl. 2008-01		Delco PG260G Starter (Offset Mount), Zinc Finish	DR	PMGR	12	6792N
GM 5.7L - 350 cid - 8 Cyl. 2001-On		Mando, Black Finish version	MD	PMGR	12	6792N-MD
GM 5.7L - 350 cid - 8 Cyl.		PG260G Starter, Black Epoxy Finish	DR	PMGR	12	6792BN
Model 370 TRS						
GM 7.4L - 454 cid - 8 Cyl. 1987-78		Delco System	DR	DD	12	6616N
Model 390						
GM 7.5L - 482 cid - 8 Cyl. 1970-69		Clockwise	DR	DD	12	6615N
GM 7.5L - 482 cid - 8 Cyl.		Counter CW	DR	DD	12	6616N
Model 4.3L (2-BBL)						
GM 4.3L - 262 cid - 6 Cyl. 1992-88		Delco 10MT, CW rot. Starter (Offset Mount), Chrome Finish	DR	DD	12	6423CN
GM 4.3L - 262 cid - 6 Cyl.		Delco 10MT, CW rot. Starter (Offset Mount), Std. Finish	DR	DD	12	6423N
GM 4.3L - 262 cid - 6 Cyl.		Delco 10MT, CW rot. Starter (Offset Pad Mount), Chrome Finish	DR	DD	12	6423CN
Model 4.3L (Carb.) Alpha & Bravo						
GM 4.3L - 262 cid - 6 Cyl. 2009-02		Delco PG260G Starter (Offset Mount), Zinc Finish	DR	PMGR	12	6792N
GM 4.3L - 262 cid - 6 Cyl. 2002-On		Mando, Black Finish version	MD	PMGR	12	6792N-MD
GM 4.3L - 262 cid - 6 Cyl.		PG260G Starter, Black Epoxy Finish	DR	PMGR	12	6792BN

STARTERS

STARTER APPLICATIONS

ENGINE	YEAR	APPLICATION	Mfg	Type	Volt	PART NUMBER
MERCUISER - Stern Drive (Cont'd)						
Model 4.3L (Gen +)						
GM 4.3L - 262 cid - 6 Cyl. 2005-98		Replacement PG260G Starter, Zinc Finish	DR	PMGR	12	6792N
GM 4.3L - 262 cid - 6 Cyl. 2003-98		Std. PG260F1 Starter, Zinc Finish	DR	PMGR	12	6792N
GM 4.3L - 262 cid - 6 Cyl. 1998-On		Mando, Black Finish version	MD	PMGR	12	6792N-MD
GM 4.3L - 262 cid - 6 Cyl.		Replacement PG260G Starter, Black Epoxy Finish	DR	PMGR	12	6792BN
GM 4.3L - 262 cid - 6 Cyl.		Std. PG260F1 Starter, Black Epoxy Finish	DR	PMGR	12	6792BN
GM 4.3L - 262 cid - 6 Cyl. 1997-96		Mando System, CW Rot.	MD	PMGR	12	6792N-MD
GM 4.3L - 262 cid - 6 Cyl.		Mando, Black Finish version	MD	PMGR	12	6792N-MD
GM 4.3L - 262 cid - 6 Cyl.		Opt. PG260 Starter (Smaller Case), Black Epoxy Finish	DR	PMGR	12	6792BN
GM 4.3L - 262 cid - 6 Cyl.		Opt. PG260 Starter (Smaller Case), Zinc Finish	DR	PMGR	12	6792N
GM 4.3L - 262 cid - 6 Cyl.		Std. PG260 Starter (3-Terminal), CW Rot.	DR	PMGR	12	6562N
GM 4.3L - 262 cid - 6 Cyl.		Std. PG260L (4-Terminal), CW Rot.	DR	PMGR	12	6562N
GM 4.3L - 262 cid - 6 Cyl.		Std. PG260M (4-Terminal), CW Rot.	DR	PMGR	12	6562NM
Model 4.3L (Gen II)						
GM 4.3L - 262 cid - 6 Cyl. 1996-94		Mando System, CW Rot.	MD	PMGR	12	6792N-MD
GM 4.3L - 262 cid - 6 Cyl.		Std. PG260 Starter (3-Terminal), CW Rot.	DR	PMGR	12	6562N
GM 4.3L - 262 cid - 6 Cyl.		Std. PG260L (4-Terminal), CW Rot.	DR	PMGR	12	6562N
GM 4.3L - 262 cid - 6 Cyl.		Std. PG260M (4-Terminal), CW Rot.	DR	PMGR	12	6562NM
GM 4.3L - 262 cid - 6 Cyl. 1995-94		Standard PG200 Starter, CW Rot.	DR	PMGR	12	6562N
GM 4.3L - 262 cid - 6 Cyl. 1993-92		Delco System, CW Rot.	DR	PMGR	12	6562N
Model 4.3L (Gen II) (2-BBL)						
GM 4.3L - 262 cid - 6 Cyl. 1996-93		Mando System, CW Rot.	MD	PMGR	12	6792N-MD
GM 4.3L - 262 cid - 6 Cyl.		Std. PG260 Starter (3-Terminal), CW Rot.	DR	PMGR	12	6562N
GM 4.3L - 262 cid - 6 Cyl.		Std. PG260L (4-Terminal), CW Rot.	DR	PMGR	12	6562N
GM 4.3L - 262 cid - 6 Cyl.		Std. PG260M (4-Terminal), CW Rot.	DR	PMGR	12	6562NM
GM 4.3L - 262 cid - 6 Cyl. 1995-93		Standard PG200 Starter, CW Rot.	DR	PMGR	12	6562N
GM 4.3L - 262 cid - 6 Cyl. 1993-92		Delco System, CW Rot.	DR	PMGR	12	6562N
Model 4.3L (MFI) Alpha & Bravo						
GM 4.3L - 262 cid - 6 Cyl. 2009-02		Delco PG260G Starter (Offset Mount), Zinc Finish	DR	PMGR	12	6792N
GM 4.3L - 262 cid - 6 Cyl. 2002-On		Mando, Black Finish version	MD	PMGR	12	6792N-MD
GM 4.3L - 262 cid - 6 Cyl.		PG260G Starter, Black Epoxy Finish	DR	PMGR	12	6792BN
Model 4.3L EFI						
GM 4.3L - 262 cid - 6 Cyl. 1999		Delco System, Black Epoxy Finish	DR	PMGR	12	6792BN
GM 4.3L - 262 cid - 6 Cyl.		Delco System, Zinc Finish	DR	PMGR	12	6792N
GM 4.3L - 262 cid - 6 Cyl.		Mando, Black Finish version	MD	PMGR	12	6792N-MD
Model 4.3L EFI (Gen +) TBI						
GM 4.3L - 262 cid - 6 Cyl. 2001-98		Mando, Black Finish version	MD	PMGR	12	6792N-MD
GM 4.3L - 262 cid - 6 Cyl.		Replacement PG260G Starter, Black Epoxy Finish	DR	PMGR	12	6792BN
GM 4.3L - 262 cid - 6 Cyl.		Replacement PG260G Starter, Zinc Finish	DR	PMGR	12	6792N
GM 4.3L - 262 cid - 6 Cyl.		Std. PG260F1 Starter, Black Epoxy Finish	DR	PMGR	12	6792BN
GM 4.3L - 262 cid - 6 Cyl.		Std. PG260F1 Starter, Zinc Finish	DR	PMGR	12	6792N
Model 4.3L MPI						
GM 4.3L - 262 cid - 6 Cyl. 2002-01		Delco PG260G Starter (Offset Mount), Zinc Finish	DR	PMGR	12	6792N
GM 4.3L - 262 cid - 6 Cyl.		Mando, Black Finish version	MD	PMGR	12	6792N-MD
GM 4.3L - 262 cid - 6 Cyl.		PG260G Starter, Black Epoxy Finish	DR	PMGR	12	6792BN
Model 4.3LH (Gen +) (4-BBL)						
GM 4.3L - 262 cid - 6 Cyl. 2005-98		Replacement PG260G Starter, Zinc Finish	DR	PMGR	12	6792N
GM 4.3L - 262 cid - 6 Cyl. 2004-98		Std. PG260F1 Starter, Zinc Finish	DR	PMGR	12	6792N
GM 4.3L - 262 cid - 6 Cyl. 1998-On		Mando, Black Finish version	MD	PMGR	12	6792N-MD
GM 4.3L - 262 cid - 6 Cyl.		Replacement PG260G Starter, Black Epoxy Finish	DR	PMGR	12	6792BN
GM 4.3L - 262 cid - 6 Cyl.		Std. PG260F1 Starter, Black Epoxy Finish	DR	PMGR	12	6792BN
Model 4.3LHX (Gen +) (4-BBL)						
GM 4.3L - 262 cid - 6 Cyl. 1997-96		Mando System, CW Rot.	MD	PMGR	12	6792N-MD

STARTERS

STARTER APPLICATIONS

ENGINE	YEAR	APPLICATION	Mfg	Type	Volt	PART NUMBER
MERCUISER - Stern Drive (Cont'd)						
Model 4.3LHX (Gen +) (4-BBL) (Cont'd)						
GM 4.3L - 262 cid - 6 Cyl.		Mando, Black Finish version	MD	PMGR	12	6792N-MD
GM 4.3L - 262 cid - 6 Cyl.		Opt. PG260 Starter (Smaller Case), Black Epoxy Finish	DR	PMGR	12	6792BN
GM 4.3L - 262 cid - 6 Cyl.		Opt. PG260 Starter (Smaller Case), Zinc Finish	DR	PMGR	12	6792N
GM 4.3L - 262 cid - 6 Cyl.		Std. PG260L (4-Terminal), CW Rot.	DR	PMGR	12	6562N
GM 4.3L - 262 cid - 6 Cyl.		Std. PG260M (4-Terminal), CW Rot.	DR	PMGR	12	6562NM
Model 4.3LX (4-BBL)						
GM 4.3L - 262 cid - 6 Cyl. 1992-88		Delco 10MT, CW rot. Starter (Offset Mount), Chrome Finish	DR	DD	12	6423CN
GM 4.3L - 262 cid - 6 Cyl.		Delco 10MT, CW rot. Starter (Offset Mount), Std. Finish	DR	DD	12	6423N
GM 4.3L - 262 cid - 6 Cyl.		Delco 10MT, CW rot. Starter (Offset Pad Mount), Chrome Finish	DR	DD	12	6423CN
Model 4.3LX (Gen +) (2-BBL)						
GM 4.3L - 262 cid - 6 Cyl. 1997-96		Mando System, CW Rot.	MD	PMGR	12	6792N-MD
GM 4.3L - 262 cid - 6 Cyl.		Mando, Black Finish version	MD	PMGR	12	6792N-MD
GM 4.3L - 262 cid - 6 Cyl.		Opt. PG260 Starter (Smaller Case), Black Epoxy Finish	DR	PMGR	12	6792BN
GM 4.3L - 262 cid - 6 Cyl.		Opt. PG260 Starter (Smaller Case), Zinc Finish	DR	PMGR	12	6792N
GM 4.3L - 262 cid - 6 Cyl.		Std. PG260 Starter (3-Terminal), CW Rot.	DR	PMGR	12	6562N
GM 4.3L - 262 cid - 6 Cyl.		Std. PG260L (4-Terminal), CW Rot.	DR	PMGR	12	6562N
GM 4.3L - 262 cid - 6 Cyl.		Std. PG260M (4-Terminal), CW Rot.	DR	PMGR	12	6562NM
Model 4.3LX (Gen II) (4-BBL)						
GM 4.3L - 262 cid - 6 Cyl. 1996-93		Mando System, CW Rot.	MD	PMGR	12	6792N-MD
GM 4.3L - 262 cid - 6 Cyl.		Std. PG260 Starter (3-Terminal), CW Rot.	DR	PMGR	12	6562N
GM 4.3L - 262 cid - 6 Cyl.		Std. PG260L (4-Terminal), CW Rot.	DR	PMGR	12	6562N
GM 4.3L - 262 cid - 6 Cyl.		Std. PG260M (4-Terminal), CW Rot.	DR	PMGR	12	6562NM
GM 4.3L - 262 cid - 6 Cyl. 1995-93		Standard PG200 Starter, CW Rot.	DR	PMGR	12	6562N
GM 4.3L - 262 cid - 6 Cyl. 1993-92		Delco System, CW Rot.	DR	PMGR	12	6562N
Model 400 TRS (Cyclone)						
GM 7.4L - 454 cid - 8 Cyl. 1986-80		Delco System	DR	DD	12	6616N
Model 440 TRS (Cyclone)						
GM 7.4L - 454 cid - 8 Cyl. 1986-83		Delco System	DR	DD	12	6616N
Model 454 EFI (Gen V)						
GM 7.4L - 454 cid - 8 Cyl. 1996-94		Mando System, CW Rot.	MD	PMGR	12	6792N-MD
GM 7.4L - 454 cid - 8 Cyl.		Standard PG200 Starter, CW Rot.	DR	PMGR	12	6562N
GM 7.4L - 454 cid - 8 Cyl.		Std. PG260 Starter (3-Terminal), CW Rot.	DR	PMGR	12	6562N
GM 7.4L - 454 cid - 8 Cyl.		Std. PG260L (4-Terminal), CW Rot.	DR	PMGR	12	6562N
GM 7.4L - 454 cid - 8 Cyl.		Std. PG260M (4-Terminal), CW Rot.	DR	PMGR	12	6562NM
Model 454 Mag Alpha						
GM 7.4L - 454 cid - 8 Cyl. 1988-86		Delco 10MT, CW rot. Starter (Offset Mount), Std. Finish	DR	DD	12	6423N
GM 7.4L - 454 cid - 8 Cyl.		Delco 10MT, CW rot. Starter (Offset Pad Mount), Chrome Finish	DR	DD	12	6423CN
Model 454 Mag Bravo						
GM 7.4L - 454 cid - 8 Cyl. 1992-88		Delco 10MT, CW rot. Starter (Offset Mount), Chrome Finish	DR	DD	12	6423CN
GM 7.4L - 454 cid - 8 Cyl.		Delco 10MT, CW rot. Starter (Offset Mount), Std. Finish	DR	DD	12	6423N
GM 7.4L - 454 cid - 8 Cyl.		Delco 10MT, CW rot. Starter (Offset Pad Mount), Chrome Finish	DR	DD	12	6423CN
GM 7.4L - 454 cid - 8 Cyl.		Standard PG200 Starter, CW Rot.	DR	PMGR	12	6562N
Model 454 Mag Bravo (Gen V)						
GM 7.4L - 454 cid - 8 Cyl. 1996-92		Mando System, CW Rot.	MD	PMGR	12	6792N-MD
GM 7.4L - 454 cid - 8 Cyl.		Std. PG260 Starter (3-Terminal), CW Rot.	DR	PMGR	12	6562N
GM 7.4L - 454 cid - 8 Cyl.		Std. PG260L (4-Terminal), CW Rot.	DR	PMGR	12	6562N
GM 7.4L - 454 cid - 8 Cyl.		Std. PG260M (4-Terminal), CW Rot.	DR	PMGR	12	6562NM
GM 7.4L - 454 cid - 8 Cyl. 1994-92		Standard PG200 Starter, CW Rot.	DR	PMGR	12	6562N

STARTERS

STARTER APPLICATIONS

ENGINE	YEAR	APPLICATION	Mfg	Type	Volt	PART NUMBER
MERCUISER - Stern Drive (Cont'd)						
Model 454 Mag Bravo (Gen VI)						
GM 7.4L - 454 cid - 8 Cyl.	1997-96	Mando System, CW Rot.	MD	PMGR	12	6792N-MD
GM 7.4L - 454 cid - 8 Cyl.		Std. PG260 Starter (3-Terminal), CW Rot.	DR	PMGR	12	6562N
GM 7.4L - 454 cid - 8 Cyl.		Std. PG260L (4-Terminal), CW Rot.	DR	PMGR	12	6562N
GM 7.4L - 454 cid - 8 Cyl.		Std. PG260M (4-Terminal), CW Rot.	DR	PMGR	12	6562NM
Model 454 Mag Bravo MPI (Gen VI)						
GM 7.4L - 454 cid - 8 Cyl.	2007-00	Delco PG260G Starter (Offset Mount), Zinc Finish	DR	PMGR	12	6792N
GM 7.4L - 454 cid - 8 Cyl.	2000-On	Mando, Black Finish version	MD	PMGR	12	6792N-MD
GM 7.4L - 454 cid - 8 Cyl.		PG260G Starter, Black Epoxy Finish	DR	PMGR	12	6792BN
GM 7.4L - 454 cid - 8 Cyl.	1999-96	Mando System, CW Rot.	MD	PMGR	12	6792N-MD
GM 7.4L - 454 cid - 8 Cyl.		Std. PG260 Starter (3-Terminal), CW Rot.	DR	PMGR	12	6562N
GM 7.4L - 454 cid - 8 Cyl.		Std. PG260L (4-Terminal), CW Rot.	DR	PMGR	12	6562N
GM 7.4L - 454 cid - 8 Cyl.		Std. PG260M (4-Terminal), CW Rot.	DR	PMGR	12	6562NM
Model 454 Mag MPI (Gen VI)						
GM 7.4L - 454 cid - 8 Cyl.	1999-On	Standard PG260L Starter, CW Rot.	DR	PMGR	12	6562N
GM 7.4L - 454 cid - 8 Cyl.	1998-96	Mando System, CW Rot.	MD	PMGR	12	6792N-MD
GM 7.4L - 454 cid - 8 Cyl.		Standard PG260L, CW Rot.	DR	PMGR	12	6562N
GM 7.4L - 454 cid - 8 Cyl.		Standard PG260M, CW Rot.	DR	PMGR	12	6562NM
Model 454 Mag MPI Horizon						
GM 7.4L - 454 cid - 8 Cyl.	2008-01	Replacement PMGR Starter	DR	PMGR	12	6793N
GM 7.4L - 454 cid - 8 Cyl.	2001-On	Standard 14MT Starter	DR	DD	12	6616N
Model 460 TRS (Cyclone)						
GM 7.5L - 482 cid - 8 Cyl.	1986-83	Delco System	DR	DD	12	6616N
Model 470						
Mercury 3.7L - 224 cid - 4 Cyl.	1984-83	Clockwise	DR	DD	12	6615N
Model 488						
Mercury 3.7L - 224 cid - 4 Cyl.	1984-83	Clockwise	DR	DD	12	6615N
Model 496 Mag						
GM 8.1L - 496 cid - 8 Cyl.	2008-01	Mando System, CW Rot.	MD	PMGR	12	6792N-MD
GM 8.1L - 496 cid - 8 Cyl.		Replacement PG260G Starter, Zinc Finish	DR	PMGR	12	6792N
GM 8.1L - 496 cid - 8 Cyl.	2001-On	Mando, Black Finish version	MD	PMGR	12	6792N-MD
GM 8.1L - 496 cid - 8 Cyl.		Replacement PG260G Starter, Black Epoxy Finish	DR	PMGR	12	6792BN
GM 8.1L - 496 cid - 8 Cyl.		Standard PG260L, CW Rot.	DR	PMGR	12	6562N
GM 8.1L - 496 cid - 8 Cyl.		Standard PG260M, CW Rot.	DR	PMGR	12	6562NM
Model 496 Mag HO						
GM 8.1L - 496 cid - 8 Cyl.	2008-02	Mando System, CW Rot.	MD	PMGR	12	6792N-MD
GM 8.1L - 496 cid - 8 Cyl.	2008-01	Replacement PG260G Starter, Zinc Finish	DR	PMGR	12	6792N
GM 8.1L - 496 cid - 8 Cyl.	2001-On	Mando System, CW Rot.	MD	PMGR	12	6792N-MD
GM 8.1L - 496 cid - 8 Cyl.		Replacement PG260G Starter, Black Epoxy Finish	DR	PMGR	12	6792BN
GM 8.1L - 496 cid - 8 Cyl.		Standard PG260L, CW Rot.	DR	PMGR	12	6562N
GM 8.1L - 496 cid - 8 Cyl.		Standard PG260M, CW Rot.	DR	PMGR	12	6562NM
Model 5.0L (2-BBL)						
GM 5.0L - 305 cid - 8 Cyl.	1998-95	Delco System, Black Epoxy Finish	DR	PMGR	12	6792BN
GM 5.0L - 305 cid - 8 Cyl.		Delco System, Zinc Finish	DR	PMGR	12	6792N
GM 5.0L - 305 cid - 8 Cyl.		Mando, Black Finish version	MD	PMGR	12	6792N-MD
Model 5.0L (2-BBL) (Gen +)						
GM 5.0L - 305 cid - 8 Cyl.	2002-98	Delco PG260G Starter (Offset Mount), Zinc Finish	DR	PMGR	12	6792N
GM 5.0L - 305 cid - 8 Cyl.		Mando, Black Finish version	MD	PMGR	12	6792N-MD
GM 5.0L - 305 cid - 8 Cyl.		PG260G Starter, Black Epoxy Finish	DR	PMGR	12	6792BN

STARTERS

STARTER APPLICATIONS

ENGINE	YEAR	APPLICATION	Mfg	Type	Volt	PART NUMBER
MERCURISER - Stern Drive (Cont'd)						
Model 5.0L (Carb.) Alpha & Bravo						
GM 5.0L - 305 cid - 8 Cyl. 2009-02		Delco PG260G Starter (Offset Mount), Zinc Finish	DR	PMGR	12	6792N
GM 5.0L - 305 cid - 8 Cyl. 2002-On		Mando, Black Finish version	MD	PMGR	12	6792N-MD
GM 5.0L - 305 cid - 8 Cyl.		PG260G Starter, Black Epoxy Finish	DR	PMGR	12	6792BN
Model 5.0L EFI (Gen +)						
GM 5.0L - 305 cid - 8 Cyl. 2001-98		Mando, Black Finish version	MD	PMGR	12	6792N-MD
GM 5.0L - 305 cid - 8 Cyl.		Replacement PG260G Starter, Black Epoxy Finish	DR	PMGR	12	6792BN
GM 5.0L - 305 cid - 8 Cyl.		Replacement PG260G Starter, Zinc Finish	DR	PMGR	12	6792N
GM 5.0L - 305 cid - 8 Cyl.		Std. PG260F1 Starter, Black Epoxy Finish	DR	PMGR	12	6792BN
GM 5.0L - 305 cid - 8 Cyl.		Std. PG260F1 Starter, Zinc Finish	DR	PMGR	12	6792N
Model 5.0L MPI Alpha & Bravo						
GM 5.0L - 305 cid - 8 Cyl. 2008-01		Delco PG260G Starter (Offset Mount), Zinc Finish	DR	PMGR	12	6792N
GM 5.0L - 305 cid - 8 Cyl. 2001-On		Mando, Black Finish version	MD	PMGR	12	6792N-MD
GM 5.0L - 305 cid - 8 Cyl.		PG260G Starter, Black Epoxy Finish	DR	PMGR	12	6792BN
Model 5.0LX						
GM 5.0L - 305 cid - 8 Cyl. 1995-88		Delco 10MT, CW rot. Starter (Offset Mount), Chrome Finish	DR	DD	12	6423CN
GM 5.0L - 305 cid - 8 Cyl.		Delco 10MT, CW rot. Starter (Offset Mount), Std. Finish	DR	DD	12	6423N
GM 5.0L - 305 cid - 8 Cyl.		Delco 10MT, CW rot. Starter (Offset Pad Mount), Chrome Finish	DR	DD	12	6423CN
GM 5.0L - 305 cid - 8 Cyl.		Mando System, CW Rot.	MD	PMGR	12	6792N-MD
GM 5.0L - 305 cid - 8 Cyl.		Standard PG200 Starter, CW Rot.	DR	PMGR	12	6562N
GM 5.0L - 305 cid - 8 Cyl.		Std. PG260 Starter (3-Terminal), CW Rot.	DR	PMGR	12	6562N
GM 5.0L - 305 cid - 8 Cyl.		Std. PG260L (4-Terminal), CW Rot.	DR	PMGR	12	6562N
GM 5.0L - 305 cid - 8 Cyl.		Std. PG260M (4-Terminal), CW Rot.	DR	PMGR	12	6562NM
Model 5.7L (2-BBL)						
GM 5.7L - 350 cid - 8 Cyl. 1998-96		Mando System, CW Rot.	MD	PMGR	12	6792N-MD
GM 5.7L - 350 cid - 8 Cyl.		Std. PG260L (4-Terminal), CW Rot.	DR	PMGR	12	6562N
GM 5.7L - 350 cid - 8 Cyl.		Std. PG260M (4-Terminal), CW Rot.	DR	PMGR	12	6562NM
GM 5.7L - 350 cid - 8 Cyl. 1997-96		Std. PG260 Starter (3-Terminal), CW Rot.	DR	PMGR	12	6562N
Model 5.7L (2-BBL) (Gen +)						
GM 5.7L - 350 cid - 8 Cyl. 2002-98		Delco PG260G Starter (Offset Mount), Zinc Finish	DR	PMGR	12	6792N
GM 5.7L - 350 cid - 8 Cyl.		Mando, Black Finish version	MD	PMGR	12	6792N-MD
GM 5.7L - 350 cid - 8 Cyl.		PG260G Starter, Black Epoxy Finish	DR	PMGR	12	6792BN
Model 5.7L (Carb.) Alpha & Bravo						
GM 5.7L - 350 cid - 8 Cyl. 2009-02		Delco PG260G Starter (Offset Mount), Zinc Finish	DR	PMGR	12	6792N
GM 5.7L - 350 cid - 8 Cyl. 2002-On		Mando, Black Finish version	MD	PMGR	12	6792N-MD
GM 5.7L - 350 cid - 8 Cyl.		PG260G Starter, Black Epoxy Finish	DR	PMGR	12	6792BN
Model 5.7L Bravo						
GM 5.7L - 350 cid - 8 Cyl. 1995-89		Delco 10MT, CW rot. Starter (Offset Mount), Chrome Finish	DR	DD	12	6423CN
GM 5.7L - 350 cid - 8 Cyl.		Delco 10MT, CW rot. Starter (Offset Mount), Std. Finish	DR	DD	12	6423N
GM 5.7L - 350 cid - 8 Cyl.		Delco 10MT, CW rot. Starter (Offset Pad Mount), Chrome Finish	DR	DD	12	6423CN
GM 5.7L - 350 cid - 8 Cyl.		Mando System, CW Rot.	MD	PMGR	12	6792N-MD
GM 5.7L - 350 cid - 8 Cyl.		Standard PG200 Starter, CW Rot.	DR	PMGR	12	6562N
GM 5.7L - 350 cid - 8 Cyl.		Std. PG260 Starter (3-Terminal), CW Rot.	DR	PMGR	12	6562N
GM 5.7L - 350 cid - 8 Cyl.		Std. PG260L (4-Terminal), CW Rot.	DR	PMGR	12	6562N
GM 5.7L - 350 cid - 8 Cyl.		Std. PG260M (4-Terminal), CW Rot.	DR	PMGR	12	6562NM
Model 5.7L EFI (Gen +)						
GM 5.7L - 350 cid - 8 Cyl. 2004-98		Delco PMGR Starter	DR	PMGR	12	6793N
GM 5.7L - 350 cid - 8 Cyl. 2001-98		Mando, Black Finish version	MD	PMGR	12	6792N-MD
GM 5.7L - 350 cid - 8 Cyl.		Replacement PG260G Starter, Black Epoxy Finish	DR	PMGR	12	6792BN
GM 5.7L - 350 cid - 8 Cyl.		Replacement PG260G Starter, Zinc Finish	DR	PMGR	12	6792N
GM 5.7L - 350 cid - 8 Cyl.		Std. PG260F1 Starter, Black Epoxy Finish	DR	PMGR	12	6792BN

STARTERS

STARTER APPLICATIONS

ENGINE	YEAR	APPLICATION	Mfg	Type	Volt	PART NUMBER
MERCUISER - Stern Drive (Cont'd)						
Model 5.7L EFI (Gen +) (Cont'd)						
GM 5.7L - 350 cid - 8 Cyl.		Std. PG260F1 Starter, Zinc Finish	DR	PMGR	12	6792N
GM 5.7L - 350 cid - 8 Cyl. 1998-On		Delco 14MT Starter	DR	DD	12	6616N
Model 5.7L EFI (TBI) (2-BBL)						
GM 5.7L - 350 cid - 8 Cyl. 1997-96		Mando System, CW Rot.	MD	PMGR	12	6792N-MD
GM 5.7L - 350 cid - 8 Cyl.		Std. PG260 Starter (3-Terminal), CW Rot.	DR	PMGR	12	6562N
GM 5.7L - 350 cid - 8 Cyl.		Std. PG260L (4-Terminal), CW Rot.	DR	PMGR	12	6562N
GM 5.7L - 350 cid - 8 Cyl.		Std. PG260M (4-Terminal), CW Rot.	DR	PMGR	12	6562NM
Model 5.7L EFI (TBI) Alpha						
GM 5.7L - 350 cid - 8 Cyl. 1995		Mando System, CW Rot.	MD	PMGR	12	6792N-MD
GM 5.7L - 350 cid - 8 Cyl.		Std. PG260 Starter (3-Terminal), CW Rot.	DR	PMGR	12	6562N
GM 5.7L - 350 cid - 8 Cyl.		Std. PG260L (4-Terminal), CW Rot.	DR	PMGR	12	6562N
GM 5.7L - 350 cid - 8 Cyl.		Std. PG260M (4-Terminal), CW Rot.	DR	PMGR	12	6562NM
Model 5.7L EFI (TBI) Bravo						
GM 5.7L - 350 cid - 8 Cyl. 1995		Mando System, CW Rot.	MD	PMGR	12	6792N-MD
GM 5.7L - 350 cid - 8 Cyl.		Std. PG260 Starter (3-Terminal), CW Rot.	DR	PMGR	12	6562N
GM 5.7L - 350 cid - 8 Cyl.		Std. PG260L (4-Terminal), CW Rot.	DR	PMGR	12	6562N
GM 5.7L - 350 cid - 8 Cyl.		Std. PG260M (4-Terminal), CW Rot.	DR	PMGR	12	6562NM
Model 5.7LX (4-BBL)						
GM 5.7L - 350 cid - 8 Cyl. 1997-96		Mando System, CW Rot.	MD	PMGR	12	6792N-MD
GM 5.7L - 350 cid - 8 Cyl.		Std. PG260 Starter (3-Terminal), CW Rot.	DR	PMGR	12	6562N
GM 5.7L - 350 cid - 8 Cyl.		Std. PG260L (4-Terminal), CW Rot.	DR	PMGR	12	6562N
GM 5.7L - 350 cid - 8 Cyl.		Std. PG260M (4-Terminal), CW Rot.	DR	PMGR	12	6562NM
Model 5.7LX Bravo EFI (Gen +)						
GM 5.7L - 350 cid - 8 Cyl. 1997-96		Mando System, CW Rot.	MD	PMGR	12	6792N-MD
GM 5.7L - 350 cid - 8 Cyl.		Std. PG260 Starter (3-Terminal), CW Rot.	DR	PMGR	12	6562N
GM 5.7L - 350 cid - 8 Cyl.		Std. PG260L (4-Terminal), CW Rot.	DR	PMGR	12	6562N
GM 5.7L - 350 cid - 8 Cyl.		Std. PG260M (4-Terminal), CW Rot.	DR	PMGR	12	6562NM
Model 5.7LX EFI (TBI) (2-BBL)						
GM 5.7L - 350 cid - 8 Cyl. 1997		Mando System, CW Rot.	MD	PMGR	12	6792N-MD
GM 5.7L - 350 cid - 8 Cyl.		Std. PG260 Starter (3-Terminal), CW Rot.	DR	PMGR	12	6562N
GM 5.7L - 350 cid - 8 Cyl.		Std. PG260L (4-Terminal), CW Rot.	DR	PMGR	12	6562N
GM 5.7L - 350 cid - 8 Cyl.		Std. PG260M (4-Terminal), CW Rot.	DR	PMGR	12	6562NM
Model 5.7LX EFI (TBI) (4-BBL)						
GM 5.7L - 350 cid - 8 Cyl. 1997-96		Mando System, CW Rot.	MD	PMGR	12	6792N-MD
GM 5.7L - 350 cid - 8 Cyl.		Std. PG260 Starter (3-Terminal), CW Rot.	DR	PMGR	12	6562N
GM 5.7L - 350 cid - 8 Cyl.		Std. PG260L (4-Terminal), CW Rot.	DR	PMGR	12	6562N
GM 5.7L - 350 cid - 8 Cyl.		Std. PG260M (4-Terminal), CW Rot.	DR	PMGR	12	6562NM
Model 502 EFI (Gen V)						
GM 8.2L - 502 cid - 8 Cyl. 1995-93		Mando System, CW Rot.	MD	PMGR	12	6792N-MD
GM 8.2L - 502 cid - 8 Cyl.		Standard PG200 Starter, CW Rot.	DR	PMGR	12	6562N
GM 8.2L - 502 cid - 8 Cyl.		Std. PG260 Starter (3-Terminal), CW Rot.	DR	PMGR	12	6562N
GM 8.2L - 502 cid - 8 Cyl.		Std. PG260L (4-Terminal), CW Rot.	DR	PMGR	12	6562N
GM 8.2L - 502 cid - 8 Cyl.		Std. PG260M (4-Terminal), CW Rot.	DR	PMGR	12	6562NM
Model 502 Mag Bravo						
GM 8.2L - 502 cid - 8 Cyl. 1992-90		Delco System, CW Rot.	DR	PMGR	12	6562N
Model 502 Mag Bravo (Gen V)						
GM 8.2L - 502 cid - 8 Cyl. 1993-92		Mando System, CW Rot.	MD	PMGR	12	6792N-MD
GM 8.2L - 502 cid - 8 Cyl.		Standard PG200 Starter, CW Rot.	DR	PMGR	12	6562N
GM 8.2L - 502 cid - 8 Cyl.		Standard PG260L, CW Rot.	DR	PMGR	12	6562N
GM 8.2L - 502 cid - 8 Cyl.		Standard PG260M, CW Rot.	DR	PMGR	12	6562NM

STARTERS

STARTER APPLICATIONS

ENGINE	YEAR	APPLICATION	Mfg	Type	Volt	PART NUMBER
MERCURISER - Stern Drive (Cont'd)						
Model 502 Mag MPI (Gen VI)						
GM 8.2L - 502 cid - 8 Cyl.	2006-99	Replacement PG260G Starter, Zinc Finish	DR	PMGR	12	6792N
GM 8.2L - 502 cid - 8 Cyl.	1999-On	Mando, Black Finish version	MD	PMGR	12	6792N-MD
GM 8.2L - 502 cid - 8 Cyl.		Replacement PG260G Starter, Black Epoxy Finish	DR	PMGR	12	6792BN
GM 8.2L - 502 cid - 8 Cyl.		Standard PG260L Starter, CW Rot.	DR	PMGR	12	6562N
GM 8.2L - 502 cid - 8 Cyl.	1998-96	Mando System, CW Rot.	MD	PMGR	12	6792N-MD
GM 8.2L - 502 cid - 8 Cyl.		Std. PG260 Starter (3-Terminal), CW Rot.	DR	PMGR	12	6562N
GM 8.2L - 502 cid - 8 Cyl.		Std. PG260L (4-Terminal), CW Rot.	DR	PMGR	12	6562N
GM 8.2L - 502 cid - 8 Cyl.		Std. PG260M (4-Terminal), CW Rot.	DR	PMGR	12	6562NM
Model 502 Mag MPI Bravo (Gen VI)						
GM 8.2L - 502 cid - 8 Cyl.	1999-98	Mando System, CW Rot.	MD	PMGR	12	6792N-MD
GM 8.2L - 502 cid - 8 Cyl.		Std. PG260 Starter (3-Terminal), CW Rot.	DR	PMGR	12	6562N
GM 8.2L - 502 cid - 8 Cyl.		Std. PG260L (4-Terminal), CW Rot.	DR	PMGR	12	6562N
GM 8.2L - 502 cid - 8 Cyl.		Std. PG260M (4-Terminal), CW Rot.	DR	PMGR	12	6562NM
Model 7.4L Bravo						
GM 7.4L - 454 cid - 8 Cyl.	1991-88	Delco 10MT, CW rot. Starter (Offset Mount), Chrome Finish	DR	DD	12	6423CN
GM 7.4L - 454 cid - 8 Cyl.		Delco 10MT, CW rot. Starter (Offset Mount), Std. Finish	DR	DD	12	6423N
GM 7.4L - 454 cid - 8 Cyl.		Delco 10MT, CW rot. Starter (Offset Pad Mount), Chrome Finish	DR	DD	12	6423CN
GM 7.4L - 454 cid - 8 Cyl.		Standard PG200 Starter, CW Rot.	DR	PMGR	12	6562N
Model 7.4L Bravo (Gen V)						
GM 7.4L - 454 cid - 8 Cyl.	1996-92	Mando System, CW Rot.	MD	PMGR	12	6792N-MD
GM 7.4L - 454 cid - 8 Cyl.		Standard PG200 Starter, CW Rot.	DR	PMGR	12	6562N
GM 7.4L - 454 cid - 8 Cyl.		Std. PG260 Starter (3-Terminal), CW Rot.	DR	PMGR	12	6562N
GM 7.4L - 454 cid - 8 Cyl.		Std. PG260L (4-Terminal), CW Rot.	DR	PMGR	12	6562N
GM 7.4L - 454 cid - 8 Cyl.		Std. PG260M (4-Terminal), CW Rot.	DR	PMGR	12	6562NM
Model 7.4L Bravo (Gen VI)						
GM 7.4L - 454 cid - 8 Cyl.	1997-96	Mando System, CW Rot.	MD	PMGR	12	6792N-MD
GM 7.4L - 454 cid - 8 Cyl.		Std. PG260 Starter (3-Terminal), CW Rot.	DR	PMGR	12	6562N
GM 7.4L - 454 cid - 8 Cyl.		Std. PG260L (4-Terminal), CW Rot.	DR	PMGR	12	6562N
GM 7.4L - 454 cid - 8 Cyl.		Std. PG260M (4-Terminal), CW Rot.	DR	PMGR	12	6562NM
Model 7.4L MPI (Gen VI)						
GM 7.4L - 454 cid - 8 Cyl.	1998	Mando System, CW Rot.	MD	PMGR	12	6792N-MD
GM 7.4L - 454 cid - 8 Cyl.		Std. PG260 Starter (3-Terminal), CW Rot.	DR	PMGR	12	6562N
GM 7.4L - 454 cid - 8 Cyl.		Std. PG260L (4-Terminal), CW Rot.	DR	PMGR	12	6562N
GM 7.4L - 454 cid - 8 Cyl.		Std. PG260M (4-Terminal), CW Rot.	DR	PMGR	12	6562NM
Model 7.4LX Bravo MPI (Gen V)						
GM 7.4L - 454 cid - 8 Cyl.	1996	Mando System, CW Rot.	MD	PMGR	12	6792N-MD
GM 7.4L - 454 cid - 8 Cyl.		Std. PG260 Starter (3-Terminal), CW Rot.	DR	PMGR	12	6562N
GM 7.4L - 454 cid - 8 Cyl.		Std. PG260L (4-Terminal), CW Rot.	DR	PMGR	12	6562N
GM 7.4L - 454 cid - 8 Cyl.		Std. PG260M (4-Terminal), CW Rot.	DR	PMGR	12	6562NM
Model 7.4LX Bravo MPI (Gen VI)						
GM 7.4L - 454 cid - 8 Cyl.	1997-96	Mando System, CW Rot.	MD	PMGR	12	6792N-MD
GM 7.4L - 454 cid - 8 Cyl.		Std. PG260 Starter (3-Terminal), CW Rot.	DR	PMGR	12	6562N
GM 7.4L - 454 cid - 8 Cyl.		Std. PG260L (4-Terminal), CW Rot.	DR	PMGR	12	6562N
GM 7.4L - 454 cid - 8 Cyl.		Std. PG260M (4-Terminal), CW Rot.	DR	PMGR	12	6562NM
Model 7.4LX Bravo TBI (Gen VI)						
GM 7.4L - 454 cid - 8 Cyl.	1997-96	Mando System, CW Rot.	MD	PMGR	12	6792N-MD
GM 7.4L - 454 cid - 8 Cyl.		Std. PG260 Starter (3-Terminal), CW Rot.	DR	PMGR	12	6562N
GM 7.4L - 454 cid - 8 Cyl.		Std. PG260L (4-Terminal), CW Rot.	DR	PMGR	12	6562N
GM 7.4L - 454 cid - 8 Cyl.		Std. PG260M (4-Terminal), CW Rot.	DR	PMGR	12	6562NM

STARTERS

STARTER APPLICATIONS

ENGINE	YEAR	APPLICATION	Mfg	Type	Volt	PART NUMBER
MERCURISER - Stern Drive (Cont'd)						
Model 7.4LX MPI (Gen V)						
GM 7.4L - 454 cid - 8 Cyl. 1996		Mando System, CW Rot.	MD	PMGR	12	6792N-MD
GM 7.4L - 454 cid - 8 Cyl.		Std. PG260 Starter (3-Terminal), CW Rot.	DR	PMGR	12	6562N
GM 7.4L - 454 cid - 8 Cyl.		Std. PG260L (4-Terminal), CW Rot.	DR	PMGR	12	6562N
GM 7.4L - 454 cid - 8 Cyl.		Std. PG260M (4-Terminal), CW Rot.	DR	PMGR	12	6562NM
Model 7.4LX MPI (Gen VI)						
GM 7.4L - 454 cid - 8 Cyl. 1997-96		Mando System, CW Rot.	MD	PMGR	12	6792N-MD
GM 7.4L - 454 cid - 8 Cyl.		Std. PG260 Starter (3-Terminal), CW Rot.	DR	PMGR	12	6562N
GM 7.4L - 454 cid - 8 Cyl.		Std. PG260L (4-Terminal), CW Rot.	DR	PMGR	12	6562N
GM 7.4L - 454 cid - 8 Cyl.		Std. PG260M (4-Terminal), CW Rot.	DR	PMGR	12	6562NM
Model 7.4LX MPI (Gen VI) (L29)						
GM 7.4L - 454 cid - 8 Cyl. 2000-98		Standard PG260M Starter, CW Rot.	DR	PMGR	12	6562N
Model 7.4LX TBI (Gen VI)						
GM 7.4L - 454 cid - 8 Cyl. 1997-96		Mando System, CW Rot.	MD	PMGR	12	6792N-MD
GM 7.4L - 454 cid - 8 Cyl.		Std. PG260 Starter (3-Terminal), CW Rot.	DR	PMGR	12	6562N
GM 7.4L - 454 cid - 8 Cyl.		Std. PG260L (4-Terminal), CW Rot.	DR	PMGR	12	6562N
GM 7.4L - 454 cid - 8 Cyl.		Std. PG260M (4-Terminal), CW Rot.	DR	PMGR	12	6562NM
Model 888						
Ford 5.0L - 302 cid - 8 Cyl. 1977-71		Ford System	FD	DD	12	3182N
Model 898						
GM 5.0L - 305 cid - 8 Cyl. 1984-83		w/12 3/4" Flywheel, Standard Finish	DR	DD	12	3550N
GM 5.0L - 305 cid - 8 Cyl.		w/14" Flywheel Delco 10MT, CW rot. Starter (Offset Mount), Chrome Finish	DR	DD	12	6423CN
GM 5.0L - 305 cid - 8 Cyl.		w/14" Flywheel Delco 10MT, CW rot. Starter (Offset Mount), Std. Finish	DR	DD	12	6423N
GM 5.0L - 305 cid - 8 Cyl.		w/14" Flywheel Delco 10MT, CW rot. Starter (Offset Pad Mount), Chrome Finish	DR	DD	12	6423CN
GM 5.0L - 305 cid - 8 Cyl. 1982-77		Inboard - CCW Rotation	DR	DD	12	6616N
GM 5.0L - 305 cid - 8 Cyl.		Stern Drive - CW Rot.(Opt.), Standard Finish	DR	DD	12	3550N
GM 5.0L - 305 cid - 8 Cyl.		Stern Drive - CW Rotation (Std.), Standard Finish	DR	DD	12	3550N
GM 5.0L - 305 cid - 8 Cyl.		Stern Drive - CW Rotation (Std.), Std. Finish	DR	DD	12	3550N
Model MX 6.2L MPI						
GM 6.2L - 377 cid - 8 Cyl. 2008-01		Delco PMGR Starter (CCW)	DR	PMGR	12	6793N
GM 6.2L - 377 cid - 8 Cyl. 2007-00		Delco PG260G Starter (Offset Mount), Zinc Finish	DR	PMGR	12	6792N
GM 6.2L - 377 cid - 8 Cyl. 2000-On		Mando, Black Finish version	MD	PMGR	12	6792N-MD
GM 6.2L - 377 cid - 8 Cyl.		PG260G Starter, Black Epoxy Finish	DR	PMGR	12	6792BN
Model MX 6.2L MPI Horizon						
GM 6.2L - 377 cid - 8 Cyl. 2008-01		Delco PMGR Starter (CCW)	DR	PMGR	12	6793N
GM 6.2L - 377 cid - 8 Cyl. 2007-00		Delco PG260G Starter (Offset Mount), Zinc Finish	DR	PMGR	12	6792N
GM 6.2L - 377 cid - 8 Cyl. 2000-On		Mando, Black Finish version	MD	PMGR	12	6792N-MD
GM 6.2L - 377 cid - 8 Cyl.		PG260G Starter, Black Epoxy Finish	DR	PMGR	12	6792BN
MERCURY - Marine Engine						
100ELPTO						
1.7L - 105 cid - 100 HP 1993-88		United Tech System	UT	PMDD	12	5736N
1.9L - 113 cid - 100 HP 2000-94		United Tech System	UT	PMDD	12	5736N
100ELXLPTO						
1.7L - 105 cid - 100 HP 1989-88		United Tech System	UT	PMDD	12	5736N
100EXLHPTO						
1.9L - 113 cid - 100 HP 2000-97		United Tech System	UT	PMDD	12	5736N

STARTERS

STARTER APPLICATIONS

ENGINE	YEAR	APPLICATION	Mfg	Type	Volt	PART NUMBER
MERCURY - Marine Engine (Cont'd)						
100HP						
100 HP	1969	Prestolite System	UT	PMDD	12	5735N
100 HP	1965	All	UT	PMDD	12	5733N
110HP						
110 HP	1967-66	MC1100E	UT	PMDD	12	5733N
110 HP		MC1100E-SS-1	UT	PMDD	12	5733N
115EL						
1.6L - 99.8 cid - 115 HP	1985-76	United Tech System	UT	PMDD	12	5735N
1.6L - 99.8 cid - 115 HP	1977-76	Prestolite System	PS	DD	12	5393N
115ELPT						
1.6L - 99.8 cid - 115 HP	1985-76	United Tech System	UT	PMDD	12	5735N
1.6L - 99.8 cid - 115 HP	1977-76	Prestolite System	PS	DD	12	5393N
115ELPT EFI 4-Stroke						
1.7L - 105 cid - 115 HP	2009-01	All Exc. S/N 1B366823 & Up	HI	PMGR	12	18349N
115ELPT EFI Saltwater 4-Stroke						
1.7L - 105 cid - 115 HP	2005-04	All Exc. S/N 1B366823 & Up	HI	PMGR	12	18349N
115ELPT Optimax						
1.5L - 92.9 cid - 115 HP						
DFI	2009-04	Delco System	DR	PMGR	12	6794N
115ELPT Saltwater Optimax						
1.5L - 92.9 cid - 115 HP						
DFI	2005-04	Delco System	DR	PMGR	12	6794N
115ELPTO						
1.6L - 99.8 cid - 115 HP	1988-86	United Tech System	UT	PMDD	12	5735N
1.7L - 105 cid - 115 HP	1993-89	United Tech System	UT	PMDD	12	5736N
1.9L - 113 cid - 115 HP	2005-94	United Tech System	UT	PMDD	12	5736N
115ELPTO Coastal						
1.9L - 113 cid - 115 HP	2001-00	All	UT	PMDD	12	5736N
1.9L - 113 cid - 115 HP	1999	United Tech System	UT	PMDD	12	5736N
115ELPTO Jet 80						
1.9L - 113 cid - 115 HP	2005-94	United Tech System	UT	PMDD	12	5736N
115ELPTO Saltwater						
1.9L - 113 cid - 115 HP	2005-00	United Tech System	UT	PMDD	12	5736N
115EXLPT						
1.6L - 99.8 cid - 115 HP	1985-78	United Tech System	UT	PMDD	12	5735N
115EXLPT EFI 4-Stroke						
1.7L - 105 cid - 115 HP	2009-06	All Exc. S/N 1B366823 & Up	HI	PMGR	12	18349N
115EXLPT EFI Saltwater 4-Stroke						
1.7L - 105 cid - 115 HP	2005-01	All Exc. S/N 1B366823 & Up	HI	PMGR	12	18349N
115EXLPT Optimax						
1.5L - 92.9 cid - 115 HP						
DFI	2009-04	Delco System	DR	PMGR	12	6794N
115EXLPT Saltwater Optimax						
1.5L - 92.9 cid - 115 HP						
DFI	2005-04	Delco System	DR	PMGR	12	6794N
115EXLPTO						
1.6L - 99.8 cid - 115 HP	1988-86	United Tech System	UT	PMDD	12	5735N

STARTERS

STARTER APPLICATIONS

ENGINE	YEAR	APPLICATION	Mfg	Type	Volt	PART NUMBER
MERCURY - Marine Engine (Cont'd)						
115EXLPTO (Cont'd)						
1.7L - 105 cid - 115 HP	1993-89	United Tech System	UT	PMDD	12	5736N
115EXLPTO Saltwater						
1.9L - 113 cid - 115 HP	2005-94	United Tech System	UT	PMDD	12	5736N
115HP						
115 HP	1974-73	Prestolite System	PS	DD	12	5393N
115 HP		United Tech System	UT	PMDD	12	5735N
115 HP	1972-70	Prestolite System	UT	PMDD	12	5735N
120 Sport Jet						
1.7L - 103 cid - 120 HP	1995	Powerhead & Jet Drive	UT	PMDD	12	5734N
120XR Sport Jet						
1.7L - 103 cid - 120 HP	1998-96	Powerhead & Jet Drive	UT	PMDD	12	5734N
120XR2 Sport Jet						
1.7L - 103 cid - 120 HP	2000-99	Powerhead & Jet Drive	UT	PMDD	12	5734N
125ELPTO						
1.9L - 113 cid - 125 HP	2004-94	United Tech System	UT	PMDD	12	5736N
125ELPTO Saltwater						
1.9L - 113 cid - 125 HP	2004-02	United Tech System	UT	PMDD	12	5736N
125EXLPTO						
1.9L - 113 cid - 125 HP	2001-94	United Tech System	UT	PMDD	12	5736N
125EXLPTO Saltwater						
1.9L - 113 cid - 125 HP	2004-02	United Tech System	UT	PMDD	12	5736N
125HP						
125 HP	1969-68	All	UT	PMDD	12	5733N
135CXL						
2.0L - 121.9 cid - 135 HP	2000-90	United Tech System	UT	PMDD	12	5389N
135CXL Optimax						
2.5L - 153.0 cid - 135 HP	2009-06	All	DR	PMGR	12	6794N
2.5L - 153.0 cid - 135 HP	2005-01	S/N OT178500 - Up	DR	PMGR	12	6794N
2.5L - 153.0 cid - 135 HP	1999-98	S/N OG590000 - OG960999	UT	PMDD	12	5772N
135CXL Verado 4-Stroke						
1.7L - 105.7 - 135 HP	2009-06	All	DR	PMGR	12	6794N
135ELPTO Marathon						
2.0L - 121.9 cid - 135 HP	1988-86	United Tech System	UT	PMDD	12	5389N
135EXLPTO Marathon						
2.0L - 121.9 cid - 135 HP	1988-86	United Tech System	UT	PMDD	12	5389N
135HP						
135 HP	1971-70	Prestolite System	UT	PMDD	12	5735N
135L						
2.0L - 121.9 cid - 135 HP	2000-89	United Tech System	UT	PMDD	12	5389N
135L Optimax						
2.5L - 153.0 cid - 135 HP	2009-06	All	DR	PMGR	12	6794N
2.5L - 153.0 cid - 135 HP	2005-01	S/N OT178500 - Up	DR	PMGR	12	6794N
2.5L - 153.0 cid - 135 HP	1999-98	S/N OG590000 - OG960999	UT	PMDD	12	5772N

STARTERS

STARTER APPLICATIONS

ENGINE	YEAR	APPLICATION	Mfg	Type	Volt	PART NUMBER
MERCURY - Marine Engine (Cont'd)						
135L Verado 4-Stroke						
1.7L - 105.7 - 135 HP	2009-06	All	DR	PMGR	12	6794N
135XL						
2.0L - 121.9 cid - 135 HP	2000-89	United Tech System	UT	PMDD	12	5389N
135XL Optimax						
2.5L - 153.0 cid - 135 HP	2009-06	All	DR	PMGR	12	6794N
2.5L - 153.0 cid - 135 HP	2005-01	S/N OT178500 - Up	DR	PMGR	12	6794N
2.5L - 153.0 cid - 135 HP	1999-98	S/N OG590000 - OG960499	UT	PMDD	12	5772N
135XL Verado 4-Stroke						
1.7L - 105.7 - 135 HP	2009-06	All	DR	PMGR	12	6794N
140EL						
1.6L - 99.8 cid - 140 HP	1981-78	United Tech System	UT	PMDD	12	5735N
140ELPT						
1.6L - 99.8 cid - 140 HP	1981-78	United Tech System	UT	PMDD	12	5735N
150 EFI						
2.5L - 153.0 cid - 150 HP	2009-06	All	DR	PMGR	12	6794N
150CXL						
2.0L - 121.9 cid - 150 HP	1999-89	United Tech System	UT	PMDD	12	5389N
150CXL EFI						
2.5L - 153.0 cid - 150 HP	2000-95	United Tech System	UT	PMDD	12	5389N
150CXL EFI Saltwater						
2.5L - 153.0 cid - 150 HP	2005-99	United Tech System	UT	PMDD	12	5389N
150CXL Optimax						
2.5L - 153.0 cid - 150 HP	2009-06	All	DR	PMGR	12	6794N
2.5L - 153.0 cid - 150 HP	2005-00	S/N OT178500 - Up	DR	PMGR	12	6794N
2.5L - 153.0 cid - 150 HP	1999-98	S/N OG590000 - OG960499	UT	PMDD	12	5772N
150CXL Saltwater						
2.5L - 153.0 cid - 150 HP	2005-99	United Tech System	UT	PMDD	12	5389N
150CXL Verado 4-Stroke						
1.7L - 105.7 - 150 HP	2009-06	All	DR	PMGR	12	6794N
150EL						
2.0L - 121.9 cid - 150 HP	1977-74	Prestolite System	PS	DD	12	5393N
2.0L - 121.9 cid - 150 HP		United Tech System	UT	PMDD	12	5735N
150ELPT						
2.0L - 121.9 cid - 150 HP	1985-78	Match OE #1065221M030SM	UT	PMDD	12	5735N
2.0L - 121.9 cid - 150 HP		Match OE #1491624M030SM	UT	PMDD	12	5389N
2.0L - 121.9 cid - 150 HP		Match OE #1718328M030SM	UT	PMDD	12	5389N
2.0L - 121.9 cid - 150 HP		Match OE #MJL4003B	PS	DD	12	5393N
2.0L - 121.9 cid - 150 HP	1977-76	Prestolite System	PS	DD	12	5393N
2.0L - 121.9 cid - 150 HP		United Tech System	UT	PMDD	12	5735N
150ELPTO						
2.0L - 121.9 cid - 150 HP	1988-86	United Tech System	UT	PMDD	12	5389N
150ELPTO XR2						
2.0L - 121.9 cid - 150 HP	1987-86	United Tech System	UT	PMDD	12	5389N
2.0L - 121.9 cid - 150 HP	1985-84	Match OE #1065221M030SM	UT	PMDD	12	5735N
2.0L - 121.9 cid - 150 HP		Match OE #1491624M030SM	UT	PMDD	12	5389N
2.0L - 121.9 cid - 150 HP		Match OE #1718328M030SM	UT	PMDD	12	5389N

STARTERS

STARTER APPLICATIONS

ENGINE	YEAR	APPLICATION	Mfg	Type	Volt	PART NUMBER
MERCURY - Marine Engine (Cont'd)						
150ELPTO XR2 (Cont'd)						
2.0L - 121.9 cid - 150 HP		Match OE #MJL4003B	PS	DD	12	5393N
150ELPTO XR4						
2.3L - 142.2 cid - 150 HP	1991-88	United Tech System	UT	PMDD	12	5389N
150ELXPTO						
2.0L - 121.9 cid - 150 HP	1988-86	United Tech System	UT	PMDD	12	5389N
2.0L - 121.9 cid - 150 HP	1985-84	Match OE #1065221M030SM	UT	PMDD	12	5735N
2.0L - 121.9 cid - 150 HP		Match OE #1491624M030SM	UT	PMDD	12	5389N
2.0L - 121.9 cid - 150 HP		Match OE #1718328M030SM	UT	PMDD	12	5389N
2.0L - 121.9 cid - 150 HP		Match OE #MJL4003B	PS	DD	12	5393N
150EXLPT						
2.0L - 121.9 cid - 150 HP	1985-78	Match OE #1065221M030SM	UT	PMDD	12	5735N
2.0L - 121.9 cid - 150 HP		Match OE #1491624M030SM	UT	PMDD	12	5389N
2.0L - 121.9 cid - 150 HP		Match OE #1718328M030SM	UT	PMDD	12	5389N
2.0L - 121.9 cid - 150 HP		Match OE #MJL4003B	PS	DD	12	5393N
150HP						
150 HP	1977-73	Prestolite System	PS	DD	12	5393N
150 HP		United Tech System	UT	PMDD	12	5735N
150L						
2.0L - 121.9 cid - 150 HP	2005-89	United Tech System	UT	PMDD	12	5389N
150L EFI						
2.5L - 153.0 cid - 150 HP	2005-96	United Tech System	UT	PMDD	12	5389N
150L EFI Saltwater						
2.5L - 153.0 cid - 150 HP	2005-99	United Tech System	UT	PMDD	12	5389N
150L Jet 105						
2.0L - 121.9 cid - 150 HP	1998-95	United Tech System	UT	PMDD	12	5389N
150L Optimax						
2.5L - 153.0 cid - 150 HP	2009-06	All	DR	PMGR	12	6794N
2.5L - 153.0 cid - 150 HP	2005-00	S/N OT178500 - Up	DR	PMGR	12	6794N
2.5L - 153.0 cid - 150 HP	1999-98	S/N OG590000 - OG960499	UT	PMDD	12	5772N
150L Pro Max						
Various	1998	United Tech System	UT	PMDD	12	5389N
150L Verado 4-Stroke						
1.7L - 105.7 - 150 HP	2009-06	All	DR	PMGR	12	6794N
150L XR6						
2.5L - 153.0 cid - 150 HP	2005-99	United Tech System	UT	PMDD	12	5389N
150SS Pro Max						
Various	1998	United Tech System	UT	PMDD	12	5389N
150XL						
2.0L - 121.9 cid - 150 HP	1998-89	United Tech System	UT	PMDD	12	5389N
150XL EFI						
2.5L - 153.0 cid - 150 HP	2009-06	All	DR	PMGR	12	6794N
2.5L - 153.0 cid - 150 HP	2000-95	United Tech System	UT	PMDD	12	5389N
150XL EFI Saltwater						
2.5L - 153.0 cid - 150 HP	2005-99	United Tech System	UT	PMDD	12	5389N
150XL Optimax						
2.5L - 153.0 cid - 150 HP	2009-06	All	DR	PMGR	12	6794N

STARTERS

STARTER APPLICATIONS

ENGINE	YEAR	APPLICATION	Mfg	Type	Volt	PART NUMBER
MERCURY - Marine Engine (Cont'd)						
150XL Optimax (Cont'd)						
2.5L - 153.0 cid - 150 HP	2005-00	S/N OT178500 - Up	DR	PMGR	12	6794N
2.5L - 153.0 cid - 150 HP	1999-98	S/N OG590000 - OG960499	UT	PMDD	12	5772N
150XL Saltwater						
2.5L - 153.0 cid - 150 HP	2005-99	United Tech System	UT	PMDD	12	5389N
150XL Verado 4-Stroke						
1.7L - 105.7 - 150 HP	2009-06	All	DR	PMGR	12	6794N
150XR6						
2.5L - 153.0 cid - 150 HP	1998-92	United Tech System	UT	PMDD	12	5389N
150XRI EFI						
2.5L - 153.0 cid - 150 HP	1995-93	United Tech System	UT	PMDD	12	5389N
15E 4-Stroke						
19.7 cid - 15 HP	2008-99	Nut Design	UT	PMDD	12	5763N
19.7 cid - 15 HP		Retaining Ring Design	UT	PMDD	12	5763N
19.7 cid - 15 HP	1998	All	UT	PMDD	12	5763N
15EH						
12.8 cid - 15 HP	1988	All	UT	PMDD	12	5724N
16.0 cid - 15 HP	2005-99	All	UT	PMDD	12	5724N
16.0 cid - 15 HP	1998-89	All	UT	PMDD	12	5724N
15EH 4-Stroke						
19.7 cid - 15 HP	2008-99	Nut Design	UT	PMDD	12	5763N
19.7 cid - 15 HP		Retaining Ring Design	UT	PMDD	12	5763N
15EL						
12.8 cid - 15 HP	1988	All	UT	PMDD	12	5724N
16.0 cid - 15 HP	2002-99	All	UT	PMDD	12	5724N
16.0 cid - 15 HP	1998-89	All	UT	PMDD	12	5724N
15EL 4-Stroke						
19.7 cid - 15 HP	2008-99	Nut Design	UT	PMDD	12	5763N
19.7 cid - 15 HP		Retaining Ring Design	UT	PMDD	12	5763N
19.7 cid - 15 HP	1998	All	UT	PMDD	12	5763N
15EL B/F 4-Stroke						
19.7 cid - 15 HP	2008-99	Nut Design	UT	PMDD	12	5763N
19.7 cid - 15 HP		Retaining Ring Design	UT	PMDD	12	5763N
19.7 cid - 15 HP	1998	All	UT	PMDD	12	5763N
15ELH						
12.8 cid - 15 HP	1988	All	UT	PMDD	12	5724N
16.0 cid - 15 HP	2002-99	All	UT	PMDD	12	5724N
16.0 cid - 15 HP	1998-89	All	UT	PMDD	12	5724N
15ELH 4-Stroke						
19.7 cid - 15 HP	2008-99	Nut Design	UT	PMDD	12	5763N
19.7 cid - 15 HP		Retaining Ring Design	UT	PMDD	12	5763N
19.7 cid - 15 HP	1998	All	UT	PMDD	12	5763N
175CXL						
2.3L - 142.2 cid - 175 HP	1989	United Tech System	UT	PMDD	12	5389N
2.5L - 153.0 cid - 175 HP	1999-92	United Tech System	UT	PMDD	12	5389N
175CXL EFI						
2.5L - 153.0 cid - 175 HP	2000	United Tech System	UT	PMDD	12	5389N

STARTERS

STARTER APPLICATIONS

ENGINE	YEAR	APPLICATION	Mfg	Type	Volt	PART NUMBER
MERCURY - Marine Engine (Cont'd)						
175CXL Optimax						
2.5L - 153.0 cid - 175 HP	2009-03	Delco System	DR	PMGR	12	6794N
175ELPT						
2.0L - 121.9 cid - 175 HP	1981-76	Match OE #1065221M030SM	UT	PMDD	12	5735N
2.0L - 121.9 cid - 175 HP		Match OE #1491624M030SM	UT	PMDD	12	5389N
2.0L - 121.9 cid - 175 HP		Match OE #1718328M030SM	UT	PMDD	12	5389N
2.0L - 121.9 cid - 175 HP		Match OE #MJL4003B	PS	DD	12	5393N
175ELPTO						
2.3L - 142.2 cid - 175 HP	1988-85	Match OE #1065221M030SM	UT	PMDD	12	5735N
2.3L - 142.2 cid - 175 HP		Match OE #1491624M030SM	UT	PMDD	12	5389N
2.3L - 142.2 cid - 175 HP		Match OE #1718328M030SM	UT	PMDD	12	5389N
2.3L - 142.2 cid - 175 HP		Match OE #MJL4003B	PS	DD	12	5393N
175EXLPT						
2.0L - 121.9 cid - 175 HP	1981-78	Match OE #1065221M030SM	UT	PMDD	12	5735N
2.0L - 121.9 cid - 175 HP		Match OE #1491624M030SM	UT	PMDD	12	5389N
2.0L - 121.9 cid - 175 HP		Match OE #1718328M030SM	UT	PMDD	12	5389N
2.0L - 121.9 cid - 175 HP		Match OE #MJL4003B	PS	DD	12	5393N
175EXLPTO						
2.3L - 142.2 cid - 175 HP	1988-85	Match OE #1065221M030SM	UT	PMDD	12	5735N
2.3L - 142.2 cid - 175 HP		Match OE #1491624M030SM	UT	PMDD	12	5389N
2.3L - 142.2 cid - 175 HP		Match OE #1718328M030SM	UT	PMDD	12	5389N
2.3L - 142.2 cid - 175 HP		Match OE #MJL4003B	PS	DD	12	5393N
175L						
2.3L - 142.2 cid - 175 HP	1991-89	United Tech System	UT	PMDD	12	5389N
2.5L - 153.0 cid - 175 HP	1999-92	United Tech System	UT	PMDD	12	5389N
175L EFI						
2.5L - 153.0 cid - 175 HP	2002-99	United Tech System	UT	PMDD	12	5389N
2.5L - 153.0 cid - 175 HP	1998-96	United Tech System	UT	PMDD	12	5389N
175L Optimax						
2.5L - 153.0 cid - 175 HP	2009-01	Delco System	DR	PMGR	12	6794N
175L Pro XS Optimax						
2.5L - 153.0 cid - 175 HP	2009-08	Delco System	DR	PMGR	12	6794N
175L Verado 4-Stroke						
1.7L - 105.7 - 175 HP	2009-06	All	DR	PMGR	12	6794N
175XL						
2.3L - 142.2 cid - 175 HP	1991-89	United Tech System	UT	PMDD	12	5389N
2.5L - 153.0 cid - 175 HP	1999-92	United Tech System	UT	PMDD	12	5389N
175XL EFI						
2.5L - 153.0 cid - 175 HP	2002-99	United Tech System	UT	PMDD	12	5389N
2.5L - 153.0 cid - 175 HP	1998-97	United Tech System	UT	PMDD	12	5389N
175XL Optimax						
2.5L - 153.0 cid - 175 HP	2009-02	Delco System	DR	PMGR	12	6794N
175XL Pro XS Optimax						
2.5L - 153.0 cid - 175 HP	2009-08	Delco System	DR	PMGR	12	6794N
175XL Verado 4-Stroke						
1.7L - 105.7 - 175 HP	2009-06	All	DR	PMGR	12	6794N
175XLI						
2.3L - 142.2 cid - 175 HP	1991	United Tech System	UT	PMDD	12	5389N

STARTERS

STARTER APPLICATIONS

STARTERS

ENGINE	YEAR	APPLICATION	Mfg	Type	Volt	PART NUMBER
MERCURY - Marine Engine (Cont'd)						
175XR2 Sport Jet						
2.5L - 153.0 cid - 175 HP	2001-97	Powerhead & Jet Drive	UT	PMDD	12	5773N
175XRI EFI						
2.5L - 153.0 cid - 175 HP	1995-92	United Tech System	UT	PMDD	12	5389N
18E						
24.4 cid - 18 HP	1984-80	All	UT	PMDD	12	5724N
18EL						
24.4 cid - 18 HP	1984-80	All	UT	PMDD	12	5724N
2.0L Racing						
Various	All	United Tech System	UT	PMDD	12	5903N
2.4L Racing						
Various	All	United Tech System	UT	PMDD	12	5389N
2.5L Racing						
2.5L - 280 HP	All	S/N OT997974-Up	DR	PMGR	12	6794N
2.5L - 280 HP		S/N OT999519 & Below	UT	PMDD	12	5389N
200 Optimax Jet Drive						
2.5L - 153.0 cid - 210 HP	2002-01	Powerhead & Pump	DR	PMGR	12	6794N
200CXL						
2.3L - 142.2 cid - 200 HP	1990-89	United Tech System	UT	PMDD	12	5389N
2.5L - 153.0 cid - 200 HP	2004-91	United Tech System	UT	PMDD	12	5389N
200CXL DTS Optimax						
3.0L - 185.0 cid - 200 HP	2009-05	Delco System	DR	PMGR	12	6794N
200CXL EFI						
2.5L - 153.0 cid - 200 HP	2005-99	United Tech System	UT	PMDD	12	5389N
2.5L - 153.0 cid - 200 HP	1998-94	United Tech System	UT	PMDD	12	5389N
200CXL Optimax						
3.0L - 185.0 cid - 200 HP	2009-01	S/N OT178500 - Up	DR	PMGR	12	6794N
3.0L - 185.0 cid - 200 HP	1999-98	S/N OG386496 - OG960499	UT	PMDD	12	5772N
200CXL Verado 4-Stroke						
1.7L - 105.7 cid - 200 HP	2009-08	Delco System	DR	PMGR	12	6794N
2.6L - 158.5 cid - 200 HP	2009-05	Delco System	DR	PMGR	12	6794N
200CXXL Optimax						
3.0L - 185.0 cid - 200 HP	2002-01	S/N OT178500 - Up	DR	PMGR	12	6794N
3.0L - 185.0 cid - 200 HP	1999-98	S/N OG386496 - OG960499	UT	PMDD	12	5772N
200ELPT						
2.3L - 142.2 cid - 200 HP	1984-78	8-Tooth Drive	UT	PMDD	12	5389N
2.3L - 142.2 cid - 200 HP		9-Tooth Drive	UT	PMDD	12	5398N
200ELPTO						
2.3L - 142.2 cid - 200 HP	1988-84	8-Tooth Drive	UT	PMDD	12	5389N
2.3L - 142.2 cid - 200 HP		9-Tooth Drive	UT	PMDD	12	5398N
200ELPTO XRI						
2.3L - 142.2 cid - 200 HP	1991-89	United Tech System	UT	PMDD	12	5389N
2.5L - 153.0 cid - 200 HP	1994-92	United Tech System	UT	PMDD	12	5389N
200EXLPT						
2.3L - 142.2 cid - 200 HP	1984-78	8-Tooth Drive	UT	PMDD	12	5389N
2.3L - 142.2 cid - 200 HP		9-Tooth Drive	UT	PMDD	12	5398N

STARTER APPLICATIONS

ENGINE	YEAR	APPLICATION	Mfg	Type	Volt	PART NUMBER
MERCURY - Marine Engine (Cont'd)						
200EXLPTO						
2.3L - 142.2 cid - 200 HP	1988-84	8-Tooth Drive	UT	PMDD	12	5389N
2.3L - 142.2 cid - 200 HP		9-Tooth Drive	UT	PMDD	12	5398N
200L						
2.3L - 142.2 cid - 200 HP	1990-89	United Tech System	UT	PMDD	12	5389N
2.5L - 153.0 cid - 200 HP	2004-91	United Tech System	UT	PMDD	12	5389N
200L DTS Optimax						
3.0L - 185.0 cid - 200 HP	2009-05	Delco System	DR	PMGR	12	6794N
200L EFI						
2.5L - 153.0 cid - 200 HP	2005-96	United Tech System	UT	PMDD	12	5389N
200L Jet 140						
2.5L - 153.0 cid - 200 HP	2000-94	United Tech System	UT	PMDD	12	5389N
200L Optimax						
3.0L - 185.0 cid - 200 HP	2009-01	S/N OT178500 - Up	DR	PMGR	12	6794N
3.0L - 185.0 cid - 200 HP	1999-98	S/N OG386496 - OG960499	UT	PMDD	12	5772N
200L Promax Racing						
Various	1999-98	United Tech System	UT	PMDD	12	5389N
200L Verado 4-Stroke						
1.7L - 105.7 cid - 200 HP	2009-08	Delco System	DR	PMGR	12	6794N
2.6L - 158.5 cid - 200 HP	2009-05	Delco System	DR	PMGR	12	6794N
200SS Promax Racing						
Various	1999-98	United Tech System	UT	PMDD	12	5389N
200XL						
2.3L - 142.2 cid - 200 HP	1990-89	United Tech System	UT	PMDD	12	5389N
2.5L - 153.0 cid - 200 HP	2004-91	United Tech System	UT	PMDD	12	5389N
200XL DTS Optimax						
3.0L - 185.0 cid - 200 HP	2009-05	Delco System	DR	PMGR	12	6794N
200XL EFI						
2.5L - 153.0 cid - 200 HP	2005-94	United Tech System	UT	PMDD	12	5389N
200XL Optimax						
3.0L - 185.0 cid - 200 HP	2009-01	S/N OT178500 - Up	DR	PMGR	12	6794N
3.0L - 185.0 cid - 200 HP	1999-98	S/N OG386496 - OG960499	UT	PMDD	12	5772N
200XL Verado 4-Stroke						
1.7L - 105.7 cid - 200 HP	2009-08	Delco System	DR	PMGR	12	6794N
2.6L - 158.5 cid - 200 HP	2009-05	Delco System	DR	PMGR	12	6794N
200XRI EFI						
2.5L - 153.0 cid - 200 HP	1995-94	United Tech System	UT	PMDD	12	5389N
200XS CS Optimax Racing						
2.5L - 153.0 cid - 200 HP	2005	Delco System	DR	PMGR	12	6794N
200XS Optimax Racing						
2.5L - 153.0 cid - 200 HP	2006	Delco System	DR	PMGR	12	6794N
200XS SS Optimax Racing						
2.5L - 153.0 cid - 200 HP	2005-00	Delco System	DR	PMGR	12	6794N
200XSL Optimax Racing						
2.5L - 153.0 cid - 200 HP	2005-00	Delco System	DR	PMGR	12	6794N

STARTERS

STARTER APPLICATIONS

ENGINE	YEAR	APPLICATION	Mfg	Type	Volt	PART NUMBER
MERCURY - Marine Engine (Cont'd)						
200XXL Optimax						
3.0L - 185.0 cid - 200 HP	2002-01	S/N OT178500 - Up	DR	PMGR	12	6794N
3.0L - 185.0 cid - 200 HP	1999-98	S/N OG386496 - OG960499	UT	PMDD	12	5772N
20E						
24.4 cid - 20 HP	1988-84	All	UT	PMDD	12	5724N
20EH						
24.4 cid - 20 HP	1998-97	All	UT	PMDD	12	5724N
20EL						
24.4 cid - 20 HP	1998-84	All	UT	PMDD	12	5724N
210 M2 Jet Drive						
2.5L - 153.0 cid - 210 HP	2001-00	Powerhead & Pump	UT	PMDD	12	5773N
220ELPTO Laser XRI						
2.3L - 142.2 cid - 220 HP	1988-87	8-Tooth Drive	UT	PMDD	12	5389N
220EXLPTO Laser XRI						
2.3L - 142.2 cid - 220 HP	1988-87	8-Tooth Drive	UT	PMDD	12	5389N
225 Pro XS Optimax						
3.0L - 185.0 cid - 225 HP	2009-05	Delco System	DR	PMGR	12	6794N
225CL Promax Racing						
2.5L - 153.0 cid - 225 HP	2000-98	United Tech System	UT	PMDD	12	5389N
225CS Promax Racing						
2.5L - 153.0 cid - 225 HP	2000-98	United Tech System	UT	PMDD	12	5389N
225CXL						
3.0L - 185.0 cid - 225 HP	1999-94	United Tech System	UT	PMDD	12	5737N
225CXL DTS Optimax						
3.0L - 185.0 cid - 225 HP	2009-04	S/N OT980000-Up	DR	PMGR	12	6794N
225CXL EFI						
3.0L - 185.0 cid - 225 HP	2004-02	S/N OT801000-Up	DR	PMGR	12	6794N
3.0L - 185.0 cid - 225 HP	2000-95	S/N OG129222 - OT408999	UT	PMDD	12	5737N
3.0L - 185.0 cid - 225 HP	2001	S/N OT467334 - OT800999	DR	PMGR	12	6794N
225CXL Optimax						
3.0L - 185.0 cid - 225 HP	2009-01	S/N OT178500 - Up	DR	PMGR	12	6794N
3.0L - 185.0 cid - 225 HP	1999-98	S/N OG386496 - OG960499	UT	PMDD	12	5772N
225CXL Seapro						
3.0L - 185.0 cid - 225 HP	1998-96	United Tech System	UT	PMDD	12	5737N
225CXL Verado 4-Stroke						
2.6L - 158.5 cid - 225 HP	2009-05	Delco System	DR	PMGR	12	6794N
225CXXL						
3.0L - 185.0 cid - 225 HP	1999-94	United Tech System	UT	PMDD	12	5737N
225CXXL DTS Optimax						
3.0L - 185.0 cid - 225 HP	2009-04	S/N OT980000-Up	DR	PMGR	12	6794N
225CXXL EFI						
3.0L - 185.0 cid - 225 HP	2004-02	S/N OT801000-Up	DR	PMGR	12	6794N
3.0L - 185.0 cid - 225 HP	2000-95	S/N OG129222 - OT408999	UT	PMDD	12	5737N
3.0L - 185.0 cid - 225 HP	2001	S/N OT467334 - OT800999	DR	PMGR	12	6794N

STARTERS

STARTER APPLICATIONS

ENGINE	YEAR	APPLICATION	Mfg	Type	Volt	PART NUMBER
MERCURY - Marine Engine (Cont'd)						
225CXXL Optimax						
3.0L - 185.0 cid - 225 HP	2009-01	S/N OT178500 - Up	DR	PMGR	12	6794N
3.0L - 185.0 cid - 225 HP	1999-98	S/N OG386496 - OG960499	UT	PMDD	12	5772N
225CXXL Verado 4-Stroke						
2.6L - 158.5 cid - 225 HP	2009-05	Delco System	DR	PMGR	12	6794N
225ELPT						
2.3L - 142.2 cid - 225 HP	1981-80	United Tech System	UT	PMDD	12	5398N
225EXLPT						
2.3L - 142.2 cid - 225 HP	1981-80	United Tech System	UT	PMDD	12	5398N
225L						
3.0L - 185.0 cid - 225 HP	1999-94	United Tech System	UT	PMDD	12	5737N
225L DTS Optimax						
3.0L - 185.0 cid - 225 HP	2009-03	S/N OT980000-Up	DR	PMGR	12	6794N
225L EFI						
3.0L - 185.0 cid - 225 HP	2004-02	S/N OT801000-Up	DR	PMGR	12	6794N
3.0L - 185.0 cid - 225 HP	2000-96	S/N OG129222 - OT408999	UT	PMDD	12	5737N
3.0L - 185.0 cid - 225 HP	2001	S/N OT467334 - OT800999	DR	PMGR	12	6794N
225L Optimax						
3.0L - 185.0 cid - 225 HP	2009-01	S/N OT178500 - Up	DR	PMGR	12	6794N
3.0L - 185.0 cid - 225 HP	1999-98	S/N OG386496 - OG960499	UT	PMDD	12	5772N
225L Promax Racing						
2.5L - 153.0 cid - 225 HP	2000-98	United Tech System	UT	PMDD	12	5389N
225L Verado 4-Stroke						
2.6L - 158.5 cid - 225 HP	2009-05	Delco System	DR	PMGR	12	6794N
225SS Promax Racing						
2.5L - 153.0 cid - 225 HP	2000-98	United Tech System	UT	PMDD	12	5389N
225XL						
3.0L - 185.0 cid - 225 HP	1999-94	United Tech System	UT	PMDD	12	5737N
225XL DTS Optimax						
3.0L - 185.0 cid - 225 HP	2009-03	S/N OT980000-Up	DR	PMGR	12	6794N
225XL EFI						
3.0L - 185.0 cid - 225 HP	2004-02	S/N OT801000-Up	DR	PMGR	12	6794N
3.0L - 185.0 cid - 225 HP	2000-95	S/N OG129222 - OT408999	UT	PMDD	12	5737N
3.0L - 185.0 cid - 225 HP	2001	S/N OT467334 - OT800999	DR	PMGR	12	6794N
225XL Optimax						
3.0L - 185.0 cid - 225 HP	2009-01	S/N OT178500 - Up	DR	PMGR	12	6794N
3.0L - 185.0 cid - 225 HP	1999-98	S/N OG386496 - OG960499	UT	PMDD	12	5772N
225XL Seapro						
3.0L - 185.0 cid - 225 HP	1998-96	United Tech System	UT	PMDD	12	5737N
225XL Verado 4-Stroke						
2.6L - 158.5 cid - 225 HP	2009-05	Delco System	DR	PMGR	12	6794N
225XRI						
3.0L - 185.0 cid - 225 HP	1995	United Tech System	UT	PMDD	12	5737N
225XS Sport Racing						
3.0L - 185.0 cid - 225 HP	2009-06	Delco System	DR	PMGR	12	6794N

STARTERS

STARTER APPLICATIONS

ENGINE	YEAR	APPLICATION	Mfg	Type	Volt	PART NUMBER
MERCURY - Marine Engine (Cont'd)						
225XXL						
3.0L - 185.0 cid - 225 HP	1999-94	United Tech System	UT	PMDD	12	5737N
225XXL DTS Optimax						
3.0L - 185.0 cid - 225 HP	2009-03	S/N OT980000-Up	DR	PMGR	12	6794N
225XXL EFI						
3.0L - 185.0 cid - 225 HP	2004-02	S/N OT801000-Up	DR	PMGR	12	6794N
3.0L - 185.0 cid - 225 HP	2000-95	S/N OG129222 - OT408999	UT	PMDD	12	5737N
3.0L - 185.0 cid - 225 HP	2001	S/N OT467334 - OT800999	DR	PMGR	12	6794N
225XXL Optimax						
3.0L - 185.0 cid - 225 HP	2009-01	S/N OT178500 - Up	DR	PMGR	12	6794N
3.0L - 185.0 cid - 225 HP	1999-98	S/N OG386496 - OG960499	UT	PMDD	12	5772N
225XXL Verado 4-Stroke						
2.6L - 158.5 cid - 225 HP	2009-05	Delco System	DR	PMGR	12	6794N
240 EFI Jet Drive						
2.5L - 153.0 cid - 240 HP	2001	Powerhead & Pump	UT	PMDD	12	5773N
240 M2 Jet Drive						
2.5L - 153.0 cid - 240 HP	2001-00	Powerhead & Pump	UT	PMDD	12	5773N
250 Pro XS Optimax						
3.0L - 185.0 cid - 225 HP	2009-07	Delco System	DR	PMGR	12	6794N
250CXL EFI						
3.0L - 185.0 cid - 225 HP	2004-02	S/N OT801000-Up	DR	PMGR	12	6794N
3.0L - 185.0 cid - 250 HP	2000-95	S/N OG129222 - OT408999	UT	PMDD	12	5737N
3.0L - 185.0 cid - 250 HP	2001	S/N OT467334 - OT800999	DR	PMGR	12	6794N
250CXL Verado 4-Stroke						
2.6L - 158.5 cid - 250 HP	2009-05	Delco System	DR	PMGR	12	6794N
250CXXL EFI						
3.0L - 185.0 cid - 225 HP	2004-02	S/N OT801000-Up	DR	PMGR	12	6794N
3.0L - 185.0 cid - 250 HP	2000-95	S/N OG129222 - OT408999	UT	PMDD	12	5737N
3.0L - 185.0 cid - 250 HP	2001	S/N OT467334 - OT800999	DR	PMGR	12	6794N
250CXXL Verado 4-Stroke						
2.6L - 158.5 cid - 250 HP	2009-05	Delco System	DR	PMGR	12	6794N
250L Verado 4-Stroke						
2.6L - 158.5 cid - 250 HP	2009-05	Delco System	DR	PMGR	12	6794N
250XL						
3.4L - 207.0 cid - 250 HP	1990-89	United Tech System	UT	PMDD	12	5389N
250XL EFI						
3.0L - 185.0 cid - 225 HP	2004-02	S/N OT801000-Up	DR	PMGR	12	6794N
3.0L - 185.0 cid - 250 HP	2000-95	S/N OG129222 - OT408999	UT	PMDD	12	5737N
3.0L - 185.0 cid - 250 HP	2001	S/N OT467334 - OT800999	DR	PMGR	12	6794N
250XL Verado 4-Stroke						
2.6L - 158.5 cid - 250 HP	2009-05	Delco System	DR	PMGR	12	6794N
250XS Racing						
3.0L - 185.0 cid - 250 HP	2009-05	Delco System	DR	PMGR	12	6794N
250XXL						
3.4L - 207.0 cid - 250 HP	1990-89	United Tech System	UT	PMDD	12	5389N

STARTERS

STARTER APPLICATIONS

ENGINE	YEAR	APPLICATION	Mfg	Type	Volt	PART NUMBER
MERCURY - Marine Engine (Cont'd)						
250XXL EFI						
3.0L - 185.0 cid - 225 HP	2004-02	S/N OT801000-Up	DR	PMGR	12	6794N
3.0L - 185.0 cid - 250 HP	2000-95	S/N OG129222 - OT408999	UT	PMDD	12	5737N
3.0L - 185.0 cid - 250 HP	2001	S/N OT467334 - OT800999	DR	PMGR	12	6794N
250XXL Verado 4-Stroke						
2.6L - 158.5 cid - 250 HP	2009-05	Delco System	DR	PMGR	12	6794N
25E						
24.4 cid - 25 HP	2005-99	All	UT	PMDD	12	5724N
24.4 cid - 25 HP	1998-80	All	UT	PMDD	12	5724N
25E B/F 4-Stroke						
30.4 cid - 25 HP	2005-99	Nut Design	UT	PMDD	12	5769N
30.4 cid - 25 HP		Retaining Ring Design	UT	PMDD	12	5769N
30.4 cid - 25 HP	1998	All	UT	PMDD	12	5769N
25EH						
24.4 cid - 25 HP	2005-99	All	UT	PMDD	12	5724N
24.4 cid - 25 HP	1998-85	All	UT	PMDD	12	5724N
25EH B/F 4-Stroke						
30.4 cid - 25 HP	2004-99	Nut Design	UT	PMDD	12	5769N
30.4 cid - 25 HP		Retaining Ring Design	UT	PMDD	12	5769N
30.4 cid - 25 HP	1998	All	UT	PMDD	12	5769N
25EL						
24.4 cid - 25 HP	2005-99	All	UT	PMDD	12	5724N
24.4 cid - 25 HP	1998-80	All	UT	PMDD	12	5724N
25EL B/F 4-Stroke						
30.4 cid - 25 HP	2005-99	Nut Design	UT	PMDD	12	5769N
30.4 cid - 25 HP		Retaining Ring Design	UT	PMDD	12	5769N
30.4 cid - 25 HP	1998	All	UT	PMDD	12	5769N
25ELH						
24.4 cid - 25 HP	2005-99	All	UT	PMDD	12	5724N
24.4 cid - 25 HP	1998-85	All	UT	PMDD	12	5724N
25ELH B/F 4-Stroke						
30.4 cid - 25 HP	2005-99	Nut Design	UT	PMDD	12	5769N
30.4 cid - 25 HP		Retaining Ring Design	UT	PMDD	12	5769N
30.4 cid - 25 HP	1998	All	UT	PMDD	12	5769N
25ELPT B/F 4-Stroke						
30.4 cid - 25 HP	2005-99	Nut Design	UT	PMDD	12	5769N
30.4 cid - 25 HP		Retaining Ring Design	UT	PMDD	12	5769N
30.4 cid - 25 HP	1998	All	UT	PMDD	12	5769N
275CXL						
3.4L - 207.0 cid - 275 HP	1994-91	United Tech System	UT	PMDD	12	5389N
275CXL Verado 4-Stroke						
2.6L - 158.5 cid - 275 HP	2009-05	Delco System	DR	PMGR	12	6794N
275CXXL						
3.4L - 207.0 cid - 275 HP	1994-91	United Tech System	UT	PMDD	12	5389N
275CXXL Verado 4-Stroke						
2.6L - 158.5 cid - 275 HP	2009-05	Delco System	DR	PMGR	12	6794N
275L						
3.4L - 207.0 cid - 275 HP	1993-91	United Tech System	UT	PMDD	12	5389N

STARTERS

STARTER APPLICATIONS

ENGINE	YEAR	APPLICATION	Mfg	Type	Volt	PART NUMBER
MERCURY - Marine Engine (Cont'd)						
275L Verado 4-Stroke						
2.6L - 158.5 cid - 275 HP	2009-05	Delco System	DR	PMGR	12	6794N
275XL						
3.4L - 207.0 cid - 275 HP	1994-89	United Tech System	UT	PMDD	12	5389N
275XL Verado 4-Stroke						
2.6L - 158.5 cid - 275 HP	2009-05	Delco System	DR	PMGR	12	6794N
275XXL						
3.4L - 207.0 cid - 275 HP	1994-89	United Tech System	UT	PMDD	12	5389N
275XXL Verado 4-Stroke						
2.6L - 158.5 cid - 275 HP	2009-05	Delco System	DR	PMGR	12	6794N
3.4LELPT						
3.4L - 207.0 cid - 275 HP	1987-84	United Tech System	UT	PMDD	12	5389N
3.4LEXLPT						
3.4L - 207.0 cid - 275 HP	1987-84	United Tech System	UT	PMDD	12	5389N
300CL Promax Racing						
3.0L - 185.0 cid - 300 HP	2000-98	S/N OG610221 - OT105297	UT	PMDD	12	5737N
300CL Verado 4-Stroke						
2.6L - 158.5 cid - 300 HP	2009-08	Delco System	DR	PMGR	12	6794N
300CXL Promax Racing						
3.0L - 185.0 cid - 300 HP	2000-98	S/N OG610221 - OT105297	UT	PMDD	12	5737N
300CXL Verado 4-Stroke						
2.6L - 158.5 cid - 300 HP	2009-08	Delco System	DR	PMGR	12	6794N
300CXXL Verado 4-Stroke						
2.6L - 158.5 cid - 300 HP	2009-08	Delco System	DR	PMGR	12	6794N
300ELPT						
3.4L - 207.0 cid - 300 HP	1983-81	United Tech System	UT	PMDD	12	5389N
300EXLPT						
3.4L - 207.0 cid - 300 HP	1983-81	United Tech System	UT	PMDD	12	5389N
300L Promax Racing						
3.0L - 185.0 cid - 300 HP	2000-98	S/N OG610221 - OT105297	UT	PMDD	12	5737N
300L Verado 4-Stroke						
2.6L - 158.5 cid - 300 HP	2009-08	Delco System	DR	PMGR	12	6794N
300X, XS Promax Racing						
3.0L - 185.0 cid - 300 HP	2009-05	Delco System	DR	PMGR	12	6794N
300XL Promax Racing						
3.0L - 185.0 cid - 300 HP	2000-98	S/N OG610221 - OT105297	UT	PMDD	12	5737N
300XL Verado 4-Stroke						
2.6L - 158.5 cid - 300 HP	2009-08	Delco System	DR	PMGR	12	6794N
300XXL Verado 4-Stroke						
2.6L - 158.5 cid - 300 HP	2009-08	Delco System	DR	PMGR	12	6794N
30E 4-Stroke						
45.6 cid - 30 HP	2001-99	Nut Design	UT	PMDD	12	5764N
45.6 cid - 30 HP		Retaining Ring Design	UT	PMDD	12	5764N

STARTERS

STARTER APPLICATIONS

ENGINE	YEAR	APPLICATION	Mfg	Type	Volt	PART NUMBER
MERCURY - Marine Engine (Cont'd)						
30E EFI 4-Stroke						
30 HP - 3 Cyl.	2005-02	All	UT	PMDD	12	5764N
30EHO						
39.3 cid - 30 HP	2002-00	All	UT	PMDD	12	5726N
39.3 cid - 30 HP	1999-98	Match OE #50-822462	UT	PMDD	12	5726N
39.3 cid - 30 HP		Match OE #50-822462-1	UT	PMDD	12	5726N
39.3 cid - 30 HP	1997-95	All	UT	PMDD	12	5726N
30EL 4-Stroke						
45.6 cid - 30 HP	2001-99	Nut Design	UT	PMDD	12	5764N
45.6 cid - 30 HP		Retaining Ring Design	UT	PMDD	12	5764N
30EL EFI 4-Stroke						
30 HP - 3 Cyl.	2009-02	All	UT	PMDD	12	5764N
30ELH 4-Stroke						
45.6 cid - 30 HP	2001-99	Nut Design	UT	PMDD	12	5764N
45.6 cid - 30 HP		Retaining Ring Design	UT	PMDD	12	5764N
30ELH EFI 4-Stroke						
30 HP - 3 Cyl.	2009-02	All	UT	PMDD	12	5764N
30ELHO						
39.3 cid - 30 HP	2002-00	All	UT	PMDD	12	5726N
39.3 cid - 30 HP	1999-98	Match OE #50-822462	UT	PMDD	12	5726N
39.3 cid - 30 HP		Match OE #50-822462-1	UT	PMDD	12	5726N
39.3 cid - 30 HP	1997-95	All	UT	PMDD	12	5726N
30ELHPT EFI 4-Stroke						
30 HP - 3 Cyl.	2009-06	All	UT	PMDD	12	5764N
30ELO						
30.3 cid - 30 HP	1990-87	All	HI	PMDD	12	18310N
39.3 cid - 30 HP	2002-00	All	UT	PMDD	12	5726N
39.3 cid - 30 HP	1999-98	Match OE #50-822462	UT	PMDD	12	5726N
39.3 cid - 30 HP		Match OE #50-822462-1	UT	PMDD	12	5726N
39.3 cid - 30 HP	1997-94	All	UT	PMDD	12	5726N
30ELPT 4-Stroke						
45.6 cid - 30 HP	2001-99	Nut Design	UT	PMDD	12	5764N
45.6 cid - 30 HP		Retaining Ring Design	UT	PMDD	12	5764N
30ELPT EFI 4-Stroke						
30 HP - 3 Cyl.	2009-02	All	UT	PMDD	12	5764N
30ELPTO						
39.3 cid - 30 HP	2001-00	All	UT	PMDD	12	5726N
39.3 cid - 30 HP	1999-98	Match OE #50-822462	UT	PMDD	12	5726N
39.3 cid - 30 HP		Match OE #50-822462-1	UT	PMDD	12	5726N
39.3 cid - 30 HP	1997-95	All	UT	PMDD	12	5726N
30EO						
30.3 cid - 30 HP	1990-87	All	HI	PMDD	12	18310N
39.3 cid - 30 HP	2002-00	All	UT	PMDD	12	5726N
39.3 cid - 30 HP	1999-98	Match OE #50-822462	UT	PMDD	12	5726N
39.3 cid - 30 HP		Match OE #50-822462-1	UT	PMDD	12	5726N
39.3 cid - 30 HP	1997-94	All	UT	PMDD	12	5726N
35E						
33.3 cid - 35 HP	1985-84	All	UT	PMDD	12	5728N

STARTERS

STARTER APPLICATIONS

STARTERS

ENGINE	YEAR	APPLICATION	Mfg	Type	Volt	PART NUMBER
MERCURY - Marine Engine (Cont'd)						
35EH						
33.3 cid - 35 HP	1984	All	UT	PMDD	12	5728N
35EL						
33.3 cid - 35 HP	1985-84	All	UT	PMDD	12	5728N
35ELH						
33.3 cid - 35 HP	1985-84	All	UT	PMDD	12	5728N
35ELO						
33.3 cid - 35 HP	1987-86	All	UT	PMDD	12	5728N
35ELPT						
33.3 cid - 35 HP	1985	All	UT	PMDD	12	5728N
35ELPTO						
33.3 cid - 35 HP	1987-86	All	UT	PMDD	12	5728N
35EO						
33.3 cid - 35 HP	1987-86	All	UT	PMDD	12	5728N
35HP						
35 HP	1969-66	All	UT	PMDD	12	5400N
35 HP	1965	All	UT	PMDD	12	5400N
40E						
33.3 cid - 40 HP	1983-80	10-Tooth Drive	UT	PMDD	12	5728N
33.3 cid - 40 HP		9-Tooth Drive	UT	PMDD	12	5400N
33.3 cid - 40 HP	1979-78	All	UT	PMDD	12	5400N
40E 4-Stroke						
45.6 cid - 40 HP	2001-99	Nut Design	UT	PMDD	12	5764N
45.6 cid - 40 HP		Retaining Ring Design	UT	PMDD	12	5764N
40E EFI 4-Stroke						
45.6 cid - 40 HP	2009-02	All	UT	PMDD	12	5764N
40EH						
33.3 cid - 40 HP	1983-80	10-Tooth Drive	UT	PMDD	12	5728N
33.3 cid - 40 HP		9-Tooth Drive	UT	PMDD	12	5400N
33.3 cid - 40 HP	1979	All	UT	PMDD	12	5400N
40EL						
33.3 cid - 40 HP	1983-80	10-Tooth Drive	UT	PMDD	12	5728N
33.3 cid - 40 HP		9-Tooth Drive	UT	PMDD	12	5400N
33.3 cid - 40 HP	1979-78	All	UT	PMDD	12	5400N
40EL 4-Stroke						
45.6 cid - 40 HP	2001-99	Nut Design	UT	PMDD	12	5764N
45.6 cid - 40 HP		Retaining Ring Design	UT	PMDD	12	5764N
40EL EFI 4-Stroke						
45.6 cid - 40 HP	2009-02	All	UT	PMDD	12	5764N
40ELH						
33.3 cid - 40 HP	1983-80	10-Tooth Drive	UT	PMDD	12	5728N
33.3 cid - 40 HP		9-Tooth Drive	UT	PMDD	12	5400N
33.3 cid - 40 HP	1979	All	UT	PMDD	12	5400N
40ELH 4-Stroke						
45.6 cid - 40 HP	2001-00	Nut Design	UT	PMDD	12	5764N
45.6 cid - 40 HP		Retaining Ring Design	UT	PMDD	12	5764N

STARTER APPLICATIONS

ENGINE	YEAR	APPLICATION	Mfg	Type	Volt	PART NUMBER
MERCURY - Marine Engine (Cont'd)						
40ELH EFI 4-Stroke						
45.6 cid - 40 HP	2009-02	All	UT	PMDD	12	5764N
40ELHPT 4-Stroke						
45.6 cid - 40 HP	2001-99	Nut Design	UT	PMDD	12	5764N
45.6 cid - 40 HP		Retaining Ring Design	UT	PMDD	12	5764N
40ELHPT EFI 4-Stroke						
45.6 cid - 40 HP	2009-02	All	UT	PMDD	12	5764N
40ELHPTO						
43.9 cid - 40 HP	1996-89	All	UT	PMDD	12	5399N
43.9 cid - 40 HP	1997	Model 7040xxx	UT	PMDD	12	5399N
43.9 cid - 40 HP		Model 7043xxx	UT	PMDD	12	5726N
59.0 cid - 40 HP		2005-00	All	UT	PMDD	12
59.0 cid - 40 HP	1999	Model 7043xxx	UT	PMDD	12	5726N
59.0 cid - 40 HP	1998	Model 7043xxx	UT	PMDD	12	5726N
40ELO						
43.9 cid - 40 HP	1996-89	All	UT	PMDD	12	5399N
43.9 cid - 40 HP	1997	Model 7040xxx	UT	PMDD	12	5399N
43.9 cid - 40 HP		Model 7041xxx	UT	PMDD	12	5726N
43.9 cid - 40 HP		Model 7043xxx	UT	PMDD	12	5726N
59.0 cid - 40 HP		2004-00	All	UT	PMDD	12
59.0 cid - 40 HP	1999	Model 7041xxxx OE #50-822462	UT	PMDD	12	5726N
59.0 cid - 40 HP		Model 7041xxxx OE #50-822462-1	UT	PMDD	12	5726N
59.0 cid - 40 HP		Model 7043xxxx OE #50-822462-1	UT	PMDD	12	5726N
59.0 cid - 40 HP		1998	Model 7041xxx	UT	PMDD	12
59.0 cid - 40 HP	Model 7043xxx		UT	PMDD	12	5726N
40ELPT 4-Stroke						
45.6 cid - 40 HP	2001-99	Nut Design	UT	PMDD	12	5764N
45.6 cid - 40 HP		Retaining Ring Design	UT	PMDD	12	5764N
45.6 cid - 40 HP	1998	All	UT	PMDD	12	5726N
40ELPT B/F 4-Stroke						
45.6 cid - 40 HP	2000-99	Nut Design	UT	PMDD	12	5764N
45.6 cid - 40 HP		Retaining Ring Design	UT	PMDD	12	5764N
57.0 cid - 40 HP	2001	4cyl Engine	UT	DD	12	5758N
40ELPT EFI 4-Stroke						
45.6 cid - 40 HP	2009-02	All	UT	PMDD	12	5764N
40ELPT EFI B/F 4-Stroke						
57.0 cid - 40 HP	2009-02	4cyl Engine	UT	DD	12	5758N
40ELPTO						
43.9 cid - 40 HP	1996-89	All	UT	PMDD	12	5399N
43.9 cid - 40 HP	1997	Model 7040xxx	UT	PMDD	12	5399N
43.9 cid - 40 HP		Model 7041xxx	UT	PMDD	12	5726N
43.9 cid - 40 HP		Model 7043xxx	UT	PMDD	12	5726N
59.0 cid - 40 HP	2005-00	All	UT	PMDD	12	5726N
59.0 cid - 40 HP	1999	Model 7041xxxx OE #50-822462	UT	PMDD	12	5726N
59.0 cid - 40 HP		Model 7041xxxx OE #50-822462-1	UT	PMDD	12	5726N
59.0 cid - 40 HP		Model 7043xxxx OE #50-822462-1	UT	PMDD	12	5726N
59.0 cid - 40 HP		1998	Model 7041xxx	UT	PMDD	12
59.0 cid - 40 HP	Model 7043xxx		UT	PMDD	12	5726N
40EO						
43.9 cid - 40 HP	1996-92	All	UT	PMDD	12	5399N
43.9 cid - 40 HP	1997	Model 7040xxx	UT	PMDD	12	5399N
43.9 cid - 40 HP		Model 7041xxx	UT	PMDD	12	5726N

STARTERS

STARTER APPLICATIONS

ENGINE	YEAR	APPLICATION	Mfg	Type	Volt	PART NUMBER
MERCURY - Marine Engine (Cont'd)						
40EO (Cont'd)						
43.9 cid - 40 HP		Model 7043xxx	UT	PMDD	12	5726N
59.0 cid - 40 HP	2005-00	All	UT	PMDD	12	5726N
59.0 cid - 40 HP	1999	Model 7041xxxx OE #50-822462	UT	PMDD	12	5726N
59.0 cid - 40 HP		Model 7041xxxx OE #50-822462-1	UT	PMDD	12	5726N
59.0 cid - 40 HP		Model 7043xxxx OE #50-822462-1	UT	PMDD	12	5726N
59.0 cid - 40 HP	1998	Model 7041xxx	UT	PMDD	12	5726N
59.0 cid - 40 HP		Model 7043xxx	UT	PMDD	12	5726N
40EO Jet 30						
43.9 cid - 40 HP	1996-94	All	UT	PMDD	12	5399N
43.9 cid - 40 HP	1997	Model 7040xxx	UT	PMDD	12	5399N
43.9 cid - 40 HP		Model 7043xxx	UT	PMDD	12	5726N
59.0 cid - 40 HP	2004-00	All	UT	PMDD	12	5726N
59.0 cid - 40 HP	1999	Model 7043xxx	UT	PMDD	12	5726N
59.0 cid - 40 HP	1998	Model 7043xxx	UT	PMDD	12	5726N
40HP						
33.3 cid - 40 HP	1977-70	All	UT	PMDD	12	5400N
45ELHO						
43.9 cid - 45 HP	1988-86	All	UT	PMDD	12	5399N
45ELHPTO						
43.9 cid - 45 HP	1988	All	UT	PMDD	12	5399N
45ELO						
43.9 cid - 45 HP	1989-86	All	UT	PMDD	12	5399N
45ELPTO						
43.9 cid - 45 HP	1989-86	All	UT	PMDD	12	5399N
50E						
43.9 cid - 50 HP	1984-78	All	UT	PMDD	12	5399N
50EH						
43.9 cid - 50 HP	1984-79	All	UT	PMDD	12	5399N
50EL						
43.9 cid - 50 HP	1985-78	All	UT	PMDD	12	5399N
50EL 4-Stroke						
57.0 cid - 50 HP	1998	From Serial #0G472133-On	UT	DD	12	5758N
50EL B/F 4-Stroke						
57.0 cid - 50 HP	2000-99	All	UT	DD	12	5758N
50ELH						
43.9 cid - 50 HP	1985-79	All	UT	PMDD	12	5399N
50ELHPT 4-Stroke						
57.0 cid - 50 HP	2000-99	All	UT	DD	12	5758N
57.0 cid - 50 HP	1998-96	From Serial #0G472133-On	UT	DD	12	5758N
57.0 cid - 50 HP	2001	All	UT	DD	12	5758N
50ELHPT EFI 4-Stroke						
57.0 cid - 50 HP	2009-02	All	UT	DD	12	5758N
50ELHPTO						
51.8 cid - 50 HP	1997-92	All	UT	PMDD	12	5401N
59.0 cid - 50 HP	2005-99	All	UT	PMDD	12	5726N
59.0 cid - 50 HP	1998	All	UT	PMDD	12	5726N

STARTERS

STARTER APPLICATIONS

ENGINE	YEAR	APPLICATION	Mfg	Type	Volt	PART NUMBER
MERCURY - Marine Engine (Cont'd)						
50ELO						
49.8 cid - 50 HP	1990-88	All	UT	PMDD	12	5401N
49.8 cid - 50 HP	1987-86	Match OE #4820140M030SM	UT	PMDD	12	5708N
49.8 cid - 50 HP		Match OE #4820340M030SM	UT	PMDD	12	5401N
51.8 cid - 50 HP	1997-91	All	UT	PMDD	12	5401N
59.0 cid - 50 HP	2002-99	All	UT	PMDD	12	5726N
59.0 cid - 50 HP	1998	All	UT	PMDD	12	5726N
50ELPT						
43.9 cid - 50 HP	1985-80	All	UT	PMDD	12	5399N
50ELPT 4-Stroke						
57.0 cid - 50 HP	2000-99	All	UT	DD	12	5758N
57.0 cid - 50 HP	1998-95	From Serial #0G472133-On	UT	DD	12	5758N
57.0 cid - 50 HP	2001	All	UT	DD	12	5758N
50ELPT B/F 4-Stroke						
57.0 cid - 50 HP	2000-99	All	UT	DD	12	5758N
57.0 cid - 50 HP	2001	All	UT	DD	12	5758N
57.0 cid - 50 HP	1998	From Serial #0G472133-On	UT	DD	12	5758N
50ELPT B/F EFI 4-Stroke						
57.0 cid - 50 HP	2009-02	All	UT	DD	12	5758N
50ELPT EFI 4-Stroke						
57.0 cid - 50 HP	2009-02	All	UT	DD	12	5758N
50ELPTO						
49.8 cid - 50 HP	1990-88	All	UT	PMDD	12	5401N
49.8 cid - 50 HP	1987-86	Match OE #4820140M030SM	UT	PMDD	12	5708N
49.8 cid - 50 HP		Match OE #4820340M030SM	UT	PMDD	12	5401N
51.8 cid - 50 HP	1997-91	All	UT	PMDD	12	5401N
59.0 cid - 50 HP	2009-99	All	UT	PMDD	12	5726N
59.0 cid - 50 HP	1998	All	UT	PMDD	12	5726N
50EO						
51.8 cid - 50 HP	1995-92	All	UT	PMDD	12	5401N
50HP						
43.9 cid - 50 HP	1977-76	All	UT	PMDD	12	5399N
43.9 cid - 50 HP	1974-71	#3091051-On	UT	PMDD	12	5400N
43.9 cid - 50 HP		To #3091050	UT	PMDD	12	5400N
43.9 cid - 50 HP	1970-68	All	UT	PMDD	12	5400N
43.9 cid - 50 HP	1967-66	Delco Unit Used Originally	UT	PMDD	12	5400N
43.9 cid - 50 HP		From Serial #01857030	UT	PMDD	12	5400N
43.9 cid - 50 HP		To Serial #01857029	UT	PMDD	12	5400N
43.9 cid - 50 HP	1975	All	UT	PMDD	12	5400N
43.9 cid - 50 HP	1965	All	UT	PMDD	12	5400N
60E						
49.8 cid - 60 HP	1984	Match OE #4820140M030SM	UT	PMDD	12	5708N
49.8 cid - 60 HP		Match OE #4820340M030SM	UT	PMDD	12	5401N
60EL						
49.8 cid - 60 HP	1985-84	Match OE #4820140M030SM	UT	PMDD	12	5708N
49.8 cid - 60 HP		Match OE #4820340M030SM	UT	PMDD	12	5401N
60ELHPT 4-Stroke						
57.0 cid - 60 HP	2001	All	UT	DD	12	5758N
60ELHPT EFI 4-Stroke						
57.0 cid - 60 HP	2009-02	All	UT	DD	12	5758N

STARTERS

STARTER APPLICATIONS

ENGINE	YEAR	APPLICATION	Mfg	Type	Volt	PART NUMBER
MERCURY - Marine Engine (Cont'd)						
60ELHPTO						
51.8 cid - 60 HP	1997-92	All	UT	PMDD	12	5401N
59.0 cid - 60 HP	2002-99	All	UT	PMDD	12	5726N
59.0 cid - 60 HP	1998	All	UT	PMDD	12	5726N
60ELO						
49.8 cid - 60 HP	1990-88	All	UT	PMDD	12	5401N
49.8 cid - 60 HP	1987-86	Match OE #4820140M030SM	UT	PMDD	12	5708N
49.8 cid - 60 HP		Match OE #4820340M030SM	UT	PMDD	12	5401N
51.8 cid - 60 HP	1997-91	All	UT	PMDD	12	5401N
59.0 cid - 60 HP	2002-99	All	UT	PMDD	12	5726N
59.0 cid - 60 HP	1998	All	UT	PMDD	12	5726N
60ELPT						
49.8 cid - 60 HP	1985-84	Match OE #4820140M030SM	UT	PMDD	12	5708N
49.8 cid - 60 HP		Match OE #4820340M030SM	UT	PMDD	12	5401N
60ELPT 4-Stroke						
57.0 cid - 60 HP	2001	All	UT	DD	12	5758N
60ELPT B/F 4-Stroke						
57.0 cid - 60 HP	2001	All	UT	DD	12	5758N
60ELPT B/F EFI 4-Stroke						
57.0 cid - 60 HP	2009-02	All	UT	DD	12	5758N
60ELPT EFI 4-Stroke						
57.0 cid - 60 HP	2009-02	All	UT	DD	12	5758N
60ELPTO						
49.8 cid - 60 HP	1990-88	All	UT	PMDD	12	5401N
49.8 cid - 60 HP	1987-86	Match OE #4820140M030SM	UT	PMDD	12	5708N
49.8 cid - 60 HP		Match OE #4820340M030SM	UT	PMDD	12	5401N
51.8 cid - 60 HP	1997-91	All	UT	PMDD	12	5401N
59.0 cid - 60 HP	2005-99	All	UT	PMDD	12	5726N
59.0 cid - 60 HP	1998	All	UT	PMDD	12	5726N
60ELPTO Big Foot						
51.8 cid - 60 HP	1997-95	All	UT	PMDD	12	5401N
59.0 cid - 60 HP	2005-99	All	UT	PMDD	12	5726N
59.0 cid - 60 HP	1998	All	UT	PMDD	12	5726N
60EO						
51.8 cid - 60 HP	1997-92	All	UT	PMDD	12	5401N
59.0 cid - 60 HP	2002-99	All	UT	PMDD	12	5726N
59.0 cid - 60 HP	1998	All	UT	PMDD	12	5726N
60EO Jet 45						
51.8 cid - 60 HP	1997-94	All	UT	PMDD	12	5401N
59.0 cid - 60 HP	2005-99	All	UT	PMDD	12	5726N
59.0 cid - 60 HP	1998	All	UT	PMDD	12	5726N
60EXLPT B/F EFI 4-Stroke						
57.0 cid - 60 HP	2009	All	UT	DD	12	5758N
65HP						
65 HP	1975-73	#3660088-On	UT	PMDD	12	5708N
65 HP		To #3660087	UT	PMDD	12	5708N
65 HP	1971-70	#2803562-2803821	UT	PMDD	12	5733N
65 HP		#2803822-2997338	UT	PMDD	12	5735N
65 HP	1969-66	All	UT	PMDD	12	5733N
65 HP	1966-65	All	UT	PMDD	12	5733N

STARTERS

STARTER APPLICATIONS

ENGINE	YEAR	APPLICATION	Mfg	Type	Volt	PART NUMBER
MERCURY - Marine Engine (Cont'd)						
65HP (Cont'd)						
65 HP	1976	All	UT	PMDD	12	5708N
65 HP	1972	All	UT	PMDD	12	5708N
70E						
49.8 cid - 70 HP	1983-78	United Tech System	UT	PMDD	12	5708N
70EL						
49.8 cid - 70 HP	1983-78	United Tech System	UT	PMDD	12	5708N
70ELPT						
49.8 cid - 70 HP	1983-80	United Tech System	UT	PMDD	12	5708N
71.1 cid - 70 HP	1989-87	United Tech System	UT	PMDD	12	5708N
70ELPTO						
71.1 cid - 70 HP	1989-87	United Tech System	UT	PMDD	12	5708N
70HP						
49.8 cid - 70 HP	1977	United Tech System	UT	PMDD	12	5708N
75EL						
66.6 cid - 75 HP	1985-84	United Tech System	UT	PMDD	12	5708N
75ELH						
84.6 cid - 75 HP	2000	All	UT	PMDD	12	5736N
75ELHPT 4-Stroke						
84.6 cid - 75 HP	2001-00	Hitachi System	HI	PMGR	12	18347N
75ELHPTO						
71.1 cid - 75 HP	1993-89	United Tech System	UT	PMDD	12	5708N
84.6 cid - 75 HP	2002-00	All	UT	PMDD	12	5736N
84.6 cid - 75 HP	1998-94	United Tech System	UT	PMDD	12	5708N
84.6 cid - 75 HP	1999	Match OE #50-66015	UT	PMDD	12	5708N
84.6 cid - 75 HP		Match OE #50-66015T-1	UT	PMDD	12	5736N
75ELO						
66.6 cid - 75 HP	1986	United Tech System	UT	PMDD	12	5708N
71.1 cid - 75 HP	1991-87	United Tech System	UT	PMDD	12	5708N
75ELPT						
66.6 cid - 75 HP	1985-84	United Tech System	UT	PMDD	12	5708N
75ELPT 4-Stroke						
84.6 cid - 75 HP	2005-00	Hitachi System	HI	PMGR	12	18347N
75ELPT EFI 4-Stroke						
1.7L - 105 cid - 75 HP	2009-06	S/N 1B172291 - 1B366822	HI	PMGR	12	18349N
75ELPT Optimax						
1.5L - 92.9 cid - 75 HP DFI	2009-05	All	DR	PMGR	12	6794N
75ELPTO						
66.6 cid - 75 HP	1986	United Tech System	UT	PMDD	12	5708N
71.1 cid - 75 HP	1993-87	United Tech System	UT	PMDD	12	5708N
84.6 cid - 75 HP	2004-00	All	UT	PMDD	12	5736N
84.6 cid - 75 HP	1998-94	United Tech System	UT	PMDD	12	5708N
84.6 cid - 75 HP	1999	Match OE #50-66015	UT	PMDD	12	5708N
84.6 cid - 75 HP		Match OE #50-66015T-1	UT	PMDD	12	5736N
80E						
66.6 cid - 80 HP	1982-78	United Tech System	UT	PMDD	12	5708N

STARTERS

STARTER APPLICATIONS

STARTERS

ENGINE	YEAR	APPLICATION	Mfg	Type	Volt	PART NUMBER
MERCURY - Marine Engine (Cont'd)						
80EL						
66.6 cid - 80 HP	1983-78	United Tech System	UT	PMDD	12	5708N
80ELO						
71.1 cid - 80 HP	1989-87	United Tech System	UT	PMDD	12	5708N
80ELPT						
66.6 cid - 80 HP	1983-79	United Tech System	UT	PMDD	12	5708N
80ELPTO						
71.1 cid - 80 HP	1989-87	United Tech System	UT	PMDD	12	5708N
80HP						
80 HP	1972-69	#02783253-02886331	UT	PMDD	12	5735N
80 HP		To #02670574	UT	PMDD	12	5733N
85HP						
85 HP	1977-76	All	UT	PMDD	12	5708N
85 HP	1975-73	Serial Group #2	UT	PMDD	12	5733N
8HP						
12.8 cid - 8.0 HP	1994-86	All	UT	PMDD	12	5724N
8HP Bodensee						
19.7 cid - 8.0 HP	2004-99	Serial #0P086824-On	UT	PMDD	12	5763N
9.9E						
12.8 cid - 9.9 HP	1990-86	All	UT	PMDD	12	5724N
9.9EH						
12.8 cid - 9.9 HP	1989-88	All	UT	PMDD	12	5724N
9.9EH 4-Stroke						
19.7 cid - 9.9 HP	2008-05	Nut Design	UT	PMDD	12	5763N
19.7 cid - 9.9 HP		Retaining Ring Design	UT	PMDD	12	5763N
9.9EL						
12.8 cid - 9.9 HP	1989-86	All	UT	PMDD	12	5724N
9.9EL 4-Stroke						
19.7 cid - 9.9 HP	2008-99	Nut Design	UT	PMDD	12	5763N
19.7 cid - 9.9 HP		Retaining Ring Design	UT	PMDD	12	5763N
9.9EL B/F 4-Stroke						
19.7 cid - 9.9 HP	2008-99	Nut Design	UT	PMDD	12	5763N
19.7 cid - 9.9 HP		Retaining Ring Design	UT	PMDD	12	5763N
9.9ELH 4-Stroke						
19.7 cid - 9.9 HP	2008-05	Nut Design	UT	PMDD	12	5763N
19.7 cid - 9.9 HP		Retaining Ring Design	UT	PMDD	12	5763N
9.9ELH B/F 4-Stroke						
19.7 cid - 9.9 HP	2008-99	Nut Design	UT	PMDD	12	5763N
19.7 cid - 9.9 HP		Retaining Ring Design	UT	PMDD	12	5763N
9.9ELHPT B/F 4-Stroke						
19.7 cid - 9.9 HP	2008-05	Nut Design	UT	PMDD	12	5763N
19.7 cid - 9.9 HP		Retaining Ring Design	UT	PMDD	12	5763N
9.9ELPT B/F 4-Stroke						
19.7 cid - 9.9 HP	2008-05	Nut Design	UT	PMDD	12	5763N
19.7 cid - 9.9 HP		Retaining Ring Design	UT	PMDD	12	5763N

STARTER APPLICATIONS

ENGINE	YEAR	APPLICATION	Mfg	Type	Volt	PART NUMBER
MERCURY - Marine Engine (Cont'd)						
9.9ELRC						
12.8 cid - 9.9 HP	1994-90	All	UT	PMDD	12	5724N
16.0 cid - 9.9 HP	2001-99	All	UT	PMDD	12	5724N
16.0 cid - 9.9 HP	1998-95	All	UT	PMDD	12	5724N
9.9EXLH B/F Sail 4-Stroke						
19.7 cid - 9.9 HP	2008-99	Nut Design	UT	PMDD	12	5763N
19.7 cid - 9.9 HP		Retaining Ring Design	UT	PMDD	12	5763N
9.9EXLHPT B/F 4-Stroke						
19.7 cid - 9.9 HP	2008-07	Nut Design	UT	PMDD	12	5763N
19.7 cid - 9.9 HP		Retaining Ring Design	UT	PMDD	12	5763N
9.9EXLPT B/F 4-Stroke						
19.7 cid - 9.9 HP	2009-05	Retaining Ring Design	UT	PMDD	12	5763N
19.7 cid - 9.9 HP	2008-05	Nut Design	UT	PMDD	12	5763N
90 Sport Jet						
1.2L - 75.1 cid - 90 HP	1995-93	Powerhead & Jet Drive	UT	PMDD	12	5734N
90EL						
1.6L - 99.8 cid - 90 HP	1985-78	United Tech System	UT	PMDD	12	5735N
90ELHPT 4-Stroke						
1.6L - 97.4 cid - 90 HP	2001-00	Hitachi System	HI	PMGR	12	18347N
90ELHPTO						
1.2L - 71.1 cid - 90 HP	1993-91	United Tech System	UT	PMDD	12	5708N
1.4L - 84.6 cid - 90 HP	2002-00	All	UT	PMDD	12	5736N
1.4L - 84.6 cid - 90 HP	1998-94	United Tech System	UT	PMDD	12	5708N
1.4L - 84.6 cid - 90 HP	1999	Match OE #50-66015	UT	PMDD	12	5708N
1.4L - 84.6 cid - 90 HP		Match OE #50-66015T-1	UT	PMDD	12	5736N
90ELO						
1.2L - 71.1 cid - 90 HP	1988-87	United Tech System	UT	PMDD	12	5708N
1.6L - 99.8 cid - 90 HP	1986	United Tech System	UT	PMDD	12	5735N
90ELPT						
1.6L - 99.8 cid - 90 HP	1985-78	United Tech System	UT	PMDD	12	5735N
90ELPT 4-Stroke						
1.6L - 97.4 cid - 90 HP	2005-00	Hitachi System	HI	PMGR	12	18347N
90ELPT EFI 4-Stroke						
1.7L - 105 cid - 90 HP	2009-06	S/N 1B172291 - 1B366822	HI	PMGR	12	18349N
90ELPT Optimax						
1.5L - 92.9 cid - 90 HP DFI	2009-06	All	DR	PMGR	12	6794N
90ELPT Saltwater 4-Stroke						
1.6L - 97.4 cid - 90 HP	2005-04	Hitachi System	HI	PMGR	12	18347N
90ELPTO						
1.2L - 71.1 cid - 90 HP	1993-87	United Tech System	UT	PMDD	12	5708N
1.4L - 84.6 cid - 90 HP	2009-00	All	UT	PMDD	12	5736N
1.4L - 84.6 cid - 90 HP	1998-94	United Tech System	UT	PMDD	12	5708N
1.4L - 84.6 cid - 90 HP	1999	Match OE #50-66015	UT	PMDD	12	5708N
1.4L - 84.6 cid - 90 HP		Match OE #50-66015T-1	UT	PMDD	12	5736N
1.6L - 99.8 cid - 90 HP	1986	United Tech System	UT	PMDD	12	5735N
90ELPTO Coastal						
1.4L - 84.6 cid - 90 HP	1999	Match OE #50-66015	UT	PMDD	12	5708N

STARTERS

STARTER APPLICATIONS

ENGINE	YEAR	APPLICATION	Mfg	Type	Volt	PART NUMBER
MERCURY - Marine Engine (Cont'd)						
90ELPTO Coastal (Cont'd)						
1.4L - 84.6 cid - 90 HP		Match OE #50-66015T-1	UT	PMDD	12	5736N
90ELPTO Jet 65						
1.4L - 84.6 cid - 90 HP	2006-00	All	UT	PMDD	12	5736N
1.4L - 84.6 cid - 90 HP	1998-94	United Tech System	UT	PMDD	12	5708N
1.4L - 84.6 cid - 90 HP	1999	Match OE #50-66015	UT	PMDD	12	5708N
1.4L - 84.6 cid - 90 HP		Match OE #50-66015T-1	UT	PMDD	12	5736N
90ELPTO Saltwater						
1.4L - 84.6 cid - 90 HP	2005-00	All	UT	PMDD	12	5736N
90ELXPT EFI 4-Stroke						
1.7L - 105 cid - 90 HP	2009-06	S/N 1B172291 - 1B366822	HI	PMGR	12	18349N
90EXLPT Optimax						
1.5L - 92.9 cid - 90 HP DFI	2009-06	All	DR	PMGR	12	6794N
90EXLPT Saltwater 4-Stroke						
1.6L - 97.4 cid - 90 HP	2005-01	Hitachi System	HI	PMGR	12	18347N
90EXLPTO Saltwater						
1.4L - 84.6 cid - 90 HP	2005-00	All	UT	PMDD	12	5736N
90HP						
90 HP	1965	All	UT	PMDD	12	5733N
95HP						
95 HP	1967-66	MC950E	UT	PMDD	12	5733N
95 HP		MC950E-SS-1	UT	PMDD	12	5733N
95XR Sport Jet						
1.2L - 75.1 cid - 95 HP	1997-96	Powerhead & Jet Drive	UT	PMDD	12	5734N
MITSUBISHI - Marine Engine						
K3M						
K3M-61EM	1982-On	Mitsubishi System	MI	PLGR	12	17096N
K4E						
K4E-61DM	All	Mitsubishi System	MI	OSGR	12	17141N
K4E-61DML		Mitsubishi System	MI	OSGR	12	17141N
K4E-61EM	1982-On	Mitsubishi System	MI	PLGR	12	17096N
K4E-61SM		Mitsubishi System	MI	PLGR	12	17096N
K4E-61TM		Mitsubishi System	MI	PLGR	12	17096N
K4F						
K4F-61WM	All	Mitsubishi System	MI	OSGR	12	17141N
K4F-62WM		Mitsubishi System	MI	OSGR	12	17141N
K4M						
K4M-D61SS	All	Mitsubishi System	MI	PLGR	12	17096N
L2E						
L2E-61WM	All	Mitsubishi System	MI	OSGR	12	16720
L2E-62WM		Mitsubishi System	MI	OSGR	12	16720
L3A						
L3A-61WM	All	Mitsubishi System	MI	OSGR	12	16720
L3C						
L3C-61WM	All	Mitsubishi System	MI	OSGR	12	16720

STARTERS

STARTER APPLICATIONS

ENGINE	YEAR	APPLICATION	Mfg	Type	Volt	PART NUMBER
mitsubishi - Marine Engine (Cont'd)						
L3C (Cont'd)						
L3C-62WM		Mitsubishi System	MI	OSGR	12	16720
L3C-63WMA		Mitsubishi System	MI	OSGR	12	16720
L3E						
L3E-61WM	All	Mitsubishi System	MI	OSGR	12	16720
L3E-62WM		Mitsubishi System	MI	OSGR	12	16720
NISSAN - Marine Engine						
NS115						
115HP 2-Stroke	2003-92	Hitachi System	HI	DD	12	18323N
NS120						
120HP 2-Stroke	1996-92	Hitachi System	HI	DD	12	18323N
NS140						
140HP 2-Stroke	2003-92	Hitachi System	HI	DD	12	18323N
NS15						
15HP 2-Stroke	2003-92	Hitachi System	HI	PMDD	12	18301N
NS18						
18HP 2-Stroke	2003-92	Hitachi System	HI	PMDD	12	18301N
NS40						
40HP 2-Stroke	2003-92	Hitachi System	HI	DD	12	18319N
NS50						
50HP 2-Stroke	2003-92	Hitachi System	HI	DD	12	18319N
NS60						
60HP 2-Stroke	2003-96	Hitachi System	HI	DD	12	18319N
60HP 2-Stroke	1995-92	Hitachi System	HI	DD	12	18323N
NS70						
70HP 2-Stroke	2003-96	Hitachi System	HI	DD	12	18319N
70HP 2-Stroke	1995-92	Hitachi System	HI	DD	12	18323N
NS8						
8HP 2-Stroke	2003-92	Hitachi System	HI	PMDD	12	18301N
NS9.8						
9.8HP 2-Stroke	2003-98	Hitachi System	HI	PMDD	12	18301N
NS9.9						
9.9HP 2-Stroke	2003-92	Hitachi System	HI	PMDD	12	18301N
NS90						
90HP 2-Stroke	1996-92	Hitachi System	HI	DD	12	18323N
NSD115						
115HP TLDI	2006	Hitachi System	HI	DD	12	18323N
NSD40						
40HP TLDI	2006-01	Hitachi System	HI	DD	12	18319N
NSD50						
50HP TLDI	2006-01	Hitachi System	HI	DD	12	18319N
NSD70						
70HP TLDI	2006-03	Hitachi System	HI	DD	12	18319N

STARTERS

STARTER APPLICATIONS

STARTERS

ENGINE	YEAR	APPLICATION	Mfg	Type	Volt	PART NUMBER
NISSAN - Marine Engine (Cont'd)						
NSD90						
90HP TLDI	2006-01	Hitachi System	HI	DD	12	18319N
NSF15						
15HP 4-Stroke	2008-00	Hitachi System	HI	DD	12	18319N
NSF18						
18HP 4-Stroke	2006-01	Hitachi System	HI	DD	12	18319N
NSF20						
20HP 4-Stroke	2008	Hitachi System	HI	DD	12	18319N
NSF25						
25HP 4-Stroke	2005-02	Hitachi System	HI	DD	12	18319N
NSF30						
30HP 4-Stroke	2005-02	Hitachi System	HI	DD	12	18319N
NSF8						
8HP 4-Stroke	2006-03	Hitachi System	HI	PMDD	12	18301N
NSF9.8						
9.8HP 4-Stroke	2006-03	Hitachi System	HI	PMDD	12	18301N
NSF9.9						
9.9HP 4-Stroke	2008-00	Hitachi System	HI	DD	12	18319N
OMC - Marine Engine						
2.3L						
Fords	1990-87	4" MOD, 3-Bolt, CW	FD	DD	12	3183N
Fords		PMGR replacement, 3 Bolt, CW	FD	DD	12	3183N
2.5L						
4 Cyl., 153 cid 2.5L GM	1986-84	Original Starter, Standard Finish	DR	DD	12	3550N
4 Cyl., 153 cid 2.5L GM		Replacement PMGR Starter, CW Rot.	DR	PMGR	12	6563N
4 Cyl., 153 cid 2.5L GM	1983-82	Original Starter, Standard Finish	DR	DD	12	3550N
4 Cyl., 153 cid 2.5L GM	1981-79	Original Starter, Standard Finish	DR	DD	12	3550N
4 Cyl., 153 cid 2.5L GM	1978	Original Starter, Standard Finish	DR	DD	12	3550N
3.0L						
4 Cyl., 181 cid 3.0L GM	1996-95	Original Starter, CW Rot.	DR	PMGR	12	6563N
4 Cyl., 181 cid 3.0L GM	1993-89	Original Starter, Standard Finish	DR	DD	12	3550N
4 Cyl., 181 cid 3.0L GM	1993-84	Replacement PMGR Starter, CW Rot.	DR	PMGR	12	6563N
4 Cyl., 181 cid 3.0L GM	1988-84	Original Starter, Standard Finish	DR	DD	12	3550N
4 Cyl., 181 cid 3.0L GM	1983-82	Original Starter, Standard Finish	DR	DD	12	3550N
4 Cyl., 181 cid 3.0L GM	1981-79	Original Starter, Standard Finish	DR	DD	12	3550N
4 Cyl., 181 cid 3.0L GM	1994	Original Starter, CW Rot.	DR	PMGR	12	6563N
4 Cyl., 181 cid 3.0L GM	1978	Original Starter, Standard Finish	DR	DD	12	3550N
3.8L						
6 Cyl., 231 cid 3.8L GM	1985-84	Replacement PMGR Starter, CW Rot.	DR	PMGR	12	6563N
6 Cyl., 231 cid 3.8L GM	1985-81	Original Starter, Standard Finish	DR	DD	12	3550N
4.3L						
6 Cyl., 262 cid 4.3L GM	1996-95	Original Starter, CW Rot., PG260L	DR	PMGR	12	6562N
6 Cyl., 262 cid 4.3L GM		Original Starter, CW Rot., PG260M	DR	PMGR	12	6562NM
6 Cyl., 262 cid 4.3L GM	1996-87	Mando System, CW Rot.	MD	PMGR	12	6792N-MD
6 Cyl., 262 cid 4.3L GM	1994-87	Replacement PMGR (PG260L), CW Rot.	DR	PMGR	12	6562N
6 Cyl., 262 cid 4.3L GM		Replacement PMGR (PG260M), CW Rot.	DR	PMGR	12	6562NM
6 Cyl., 262 cid 4.3L GM	1993-87	Delco 10MT, CW rot. Starter (Offset Mount), Chrome Finish	DR	DD	12	6423CN
6 Cyl., 262 cid 4.3L GM		Delco 10MT, CW rot. Starter (Offset Mount), Std. Finish	DR	DD	12	6423N

STARTER APPLICATIONS

ENGINE	YEAR	APPLICATION	Mfg	Type	Volt	PART NUMBER
OMC - Marine Engine (Cont'd)						
4.3L (Cont'd)						
6 Cyl., 262 cid 4.3L GM		Delco 10MT, CW rot. Starter (Offset Pad Mount), Chrome Finish	DR	DD	12	6423CN
6 Cyl., 262 cid 4.3L GM	1986-85	Original Starter, Standard Finish	DR	DD	12	3550N
6 Cyl., 262 cid 4.3L GM		Replacement PMGR Starter, CW Rot.	DR	PMGR	12	6563N
6 Cyl., 262 cid 4.3L GM	1994	Delco 10MT, CW rot. Starter (Offset Mount), Std. Finish	DR	DD	12	6423N
6 Cyl., 262 cid 4.3L GM		Delco 10MT, CW rot. Starter (Offset Pad Mount), Chrome Finish	DR	DD	12	6423CN
5.0L						
8 Cyl., 302 cid 5.0L Ford	1996-94	Ford Engine (CCW)	FD	PMGR	12	3143N-PG
8 Cyl., 302 cid 5.0L Ford		Ford Engine (CW)	FD	PMGR	12	3268N
8 Cyl., 302 cid 5.0L Ford	1991-90	Ford Engine (CW)	FD	DD	12	3182N
8 Cyl., 302 cid 5.0L Ford	1993	Ford Engine (CCW)	FD	PMGR	12	3143N-PG
8 Cyl., 302 cid 5.0L Ford		Ford Engine (CW)	FD	PMGR	12	3268N
8 Cyl., 302 cid 5.0L Ford	1992	Ford Engine (CCW - AMK Models)	FD	PMGR	12	3143N-PG
8 Cyl., 302 cid 5.0L Ford		Ford Engine (CW - AMK Models)	FD	PMGR	12	3268N
8 Cyl., 305 cid 5.0L GM	1988-87	Delco 10MT, CW rot. Starter (Offset Mount), Chrome Finish	DR	DD	12	6423CN
8 Cyl., 305 cid 5.0L GM		Delco 10MT, CW rot. Starter (Offset Mount), Std. Finish	DR	DD	12	6423N
8 Cyl., 305 cid 5.0L GM		Delco 10MT, CW rot. Starter (Offset Pad Mount), Chrome Finish	DR	DD	12	6423CN
8 Cyl., 305 cid 5.0L GM		GM Engine (Repl. PMGR), CW Rot., PG260L	DR	PMGR	12	6562N
8 Cyl., 305 cid 5.0L GM		GM Engine (Repl. PMGR), CW Rot., PG260M	DR	PMGR	12	6562NM
8 Cyl., 305 cid 5.0L GM	1988-86	Mando System, CW Rot.	MD	PMGR	12	6792N-MD
8 Cyl., 305 cid 5.0L GM	1985-84	Original Starter, Standard Finish	DR	DD	12	3550N
8 Cyl., 305 cid 5.0L GM		Replacement PMGR Starter, CW Rot.	DR	PMGR	12	6563N
8 Cyl., 305 cid 5.0L GM	1981-79	Stern Drive, Standard Finish	DR	DD	12	3550N
8 Cyl., 305 cid 5.0L GM	1981-78	Inboard (CCW)	DR	DD	12	6616N
8 Cyl., 305 cid 5.0L GM	1986	Models KW & KWB (Opt.), CW Rot.	DR	PMGR	12	6563N
8 Cyl., 305 cid 5.0L GM		Models KW & KWB (Std.), Standard Finish	DR	DD	12	3550N
8 Cyl., 305 cid 5.0L GM		Models KW & KWB (Std.), Std. Finish	DR	DD	12	3550N
8 Cyl., 305 cid 5.0L GM		Models WX & WXS (Opt.), CW Rot., PG260L	DR	PMGR	12	6562N
8 Cyl., 305 cid 5.0L GM		Models WX & WXS (Opt.), CW Rot., PG260M	DR	PMGR	12	6562NM
8 Cyl., 305 cid 5.0L GM		Models WX & WXS (Std.), Chrome Finish	DR	DD	12	6423CN
8 Cyl., 305 cid 5.0L GM		Models WX & WXS (Std.), standard Finish	DR	DD	12	6423N
8 Cyl., 305 cid 5.0L GM	1978	Stern Drive, Standard Finish	DR	DD	12	3550N
Various	1996-92	Denso GR optional	ND	OSGR	12	18273N
5.7L						
8 Cyl., 350 cid 5.7L GM	1996-95	Original Starter, CW Rot., PG260L	DR	PMGR	12	6562N
8 Cyl., 350 cid 5.7L GM		Original Starter, CW Rot., PG260M	DR	PMGR	12	6562NM
8 Cyl., 350 cid 5.7L GM	1996-86	Mando System, CW Rot.	MD	PMGR	12	6792N-MD
8 Cyl., 350 cid 5.7L GM	1994-87	Replacement PMGR (PG260L), CW Rot.	DR	PMGR	12	6562N
8 Cyl., 350 cid 5.7L GM		Replacement PMGR (PG260M), CW Rot.	DR	PMGR	12	6562NM
8 Cyl., 350 cid 5.7L GM	1991-87	Delco 10MT, CW rot. Starter (Offset Mount), Chrome Finish	DR	DD	12	6423CN
8 Cyl., 350 cid 5.7L GM		Delco 10MT, CW rot. Starter (Offset Mount), Std. Finish	DR	DD	12	6423N
8 Cyl., 350 cid 5.7L GM		Delco 10MT, CW rot. Starter (Offset Pad Mount), Chrome Finish	DR	DD	12	6423CN
8 Cyl., 350 cid 5.7L GM	1985-84	Original Starter, Standard Finish	DR	DD	12	3550N
8 Cyl., 350 cid 5.7L GM		Replacement PMGR Starter, CW Rot.	DR	PMGR	12	6563N
8 Cyl., 350 cid 5.7L GM	1983-82	Stern Drive, Standard Finish	DR	DD	12	3550N
8 Cyl., 350 cid 5.7L GM	1981-78	Inboard (CW)	DR	DD	12	6616N
8 Cyl., 350 cid 5.7L GM		Stern Drive, Standard Finish	DR	DD	12	3550N
8 Cyl., 350 cid 5.7L GM	1994	Delco 10MT, CW rot. Starter (Offset Mount), Std. Finish	DR	DD	12	6423N
8 Cyl., 350 cid 5.7L GM		Delco 10MT, CW rot. Starter (Offset Pad Mount), Chrome Finish	DR	DD	12	6423CN
8 Cyl., 350 cid 5.7L GM	1986	Models KW & KWB (Opt.), CW Rot.	DR	PMGR	12	6563N
8 Cyl., 350 cid 5.7L GM		Models KW & KWB (Std.), Standard Finish	DR	DD	12	3550N
8 Cyl., 350 cid 5.7L GM		Models KW & KWB (Std.), Std. Finish	DR	DD	12	3550N
8 Cyl., 350 cid 5.7L GM		Models WX & WXS (Opt.), CW Rot., PG260L	DR	PMGR	12	6562N

STARTERS

STARTER APPLICATIONS

STARTERS

ENGINE	YEAR	APPLICATION	Mfg	Type	Volt	PART NUMBER
OMC - Marine Engine (Cont'd)						
5.7L (Cont'd)						
8 Cyl., 350 cid 5.7L GM		Models WX & WXS (Opt.), CW Rot., PG260M	DR	PMGR	12	6562NM
8 Cyl., 350 cid 5.7L GM		Models WX & WXS (Std.), Chrome Finish	DR	DD	12	6423CN
8 Cyl., 350 cid 5.7L GM		Models WX & WXS (Std.), standard Finish	DR	DD	12	6423N
5.8L						
8 Cyl., 351 cid 5.8L Ford	1996-94	Ford Engine (CCW)	FD	PMGR	12	3143N-PG
8 Cyl., 351 cid 5.8L Ford		Ford Engine (CW)	FD	PMGR	12	3268N
8 Cyl., 351 cid 5.8L Ford	1981-78	Ford Engine (CW)	FD	DD	12	3182N
8 Cyl., 351 cid 5.8L Ford	1993	Ford Engine (CCW)	FD	PMGR	12	3143N-PG
8 Cyl., 351 cid 5.8L Ford		Ford Engine (CW)	FD	PMGR	12	3268N
Various	1996-92	Denso GR optional	ND	OSGR	12	18273N
7.4L						
8 Cyl., 454 cid 7.4L GM	1996-95	Original Starter, CW Rot., PG260L	DR	PMGR	12	6562N
8 Cyl., 454 cid 7.4L GM		Original Starter, CW Rot., PG260M	DR	PMGR	12	6562NM
8 Cyl., 454 cid 7.4L GM	1996-90	Mando System, CW Rot.	MD	PMGR	12	6792N-MD
8 Cyl., 454 cid 7.4L GM	1994-90	Replacement PMGR (PG260L), CW Rot.	DR	PMGR	12	6562N
8 Cyl., 454 cid 7.4L GM		Replacement PMGR (PG260M), CW Rot.	DR	PMGR	12	6562NM
8 Cyl., 454 cid 7.4L GM	1993-90	Delco 10MT, CW rot. Starter (Offset Mount), Std. Finish	DR	DD	12	6423N
8 Cyl., 454 cid 7.4L GM		Delco 10MT, CW rot. Starter (Offset Pad Mount), Chrome Finish	DR	DD	12	6423CN
8 Cyl., 454 cid 7.4L GM	1980-78	Flange Mt. (CCW)	DR	DD	12	6616N
8 Cyl., 454 cid 7.4L GM	1994	Delco 10MT, CW rot. Starter (Offset Mount), Std. Finish	DR	DD	12	6423N
8 Cyl., 454 cid 7.4L GM		Delco 10MT, CW rot. Starter (Offset Pad Mount), Chrome Finish	DR	DD	12	6423CN
8 Cyl., 454 cid 7.4L GM	1988	Delco System (CCW)	DR	DD	12	6616N
7.5L						
8 Cyl., 460 cid 7.5L Ford	1990-87	Ford System (CCW)	FD	DD	12	3141N
8 Cyl., 460 cid 7.5L Ford		Ford System (CW)	FD	DD	12	3159N
8.2L						
8 Cyl., 502 cid 8.2L GM	1992-88	Mando System, CW Rot.	MD	PMGR	12	6792N-MD
8 Cyl., 502 cid 8.2L GM		Replacement PMGR (PG260L), CW Rot.	DR	PMGR	12	6562N
8 Cyl., 502 cid 8.2L GM		Replacement PMGR (PG260M), CW Rot.	DR	PMGR	12	6562NM
8 Cyl., 502 cid 8.2L GM	1992	Delco 10MT, CW rot. Starter (Offset Mount), Std. Finish	DR	DD	12	6423N
8 Cyl., 502 cid 8.2L GM		Delco 10MT, CW rot. Starter (Offset Pad Mount), Chrome Finish	DR	DD	12	6423CN
8 Cyl., 502 cid 8.2L GM	1988	Delco 10MT, CW rot. Starter (Offset Mount), Chrome Finish	DR	DD	12	6423CN
8 Cyl., 502 cid 8.2L GM		Delco 10MT, CW rot. Starter (Offset Mount), Std. Finish	DR	DD	12	6423N
8 Cyl., 502 cid 8.2L GM		Delco 10MT, CW rot. Starter (Offset Pad Mount), Chrome Finish	DR	DD	12	6423CN
ONAN ENGINE - Engines						
2L600 Kubota						
Various	1979-On	Denso System	ND	DD	12	17354N
ONAN ENGINE - Engines-In						
B43E						
Various	1979-On	Mitsubishi System	MI	DD	12	17333N
Various		United Tech System	UT	PMDD	12	5701N
B43G						
Various	1979-On	Mitsubishi System	MI	DD	12	17333N
Various		United Tech System	UT	PMDD	12	5701N
B43M						
Various	1979-On	United Tech System	UT	PMDD	12	5702N

STARTER APPLICATIONS

ENGINE	YEAR	APPLICATION	Mfg	Type	Volt	PART NUMBER
ONAN ENGINE - Engines-In (Cont'd)						
B48G						
Various	1979-On	Mitsubishi System	MI	DD	12	17333N
Various		United Tech System	UT	PMDD	12	5701N
B48M						
Various	1979-On	United Tech System	UT	PMDD	12	5702N
BGD						
Various	1975-On	Spec J Generator, Mitsubishi PMGR	MI	DD	12	19681N
Various		United Tech System	UT	PMDD	12	5706N
BGDL						
Various	1979-On	United Tech System	UT	PMDD	12	5706N
CCK						
Various	1979-On	Mitsubishi System	MI	DD	12	17332N
CCKA						
Various	1979-On	3-Bolt Mount	MI	DD	12	17332N
CCKB						
Various	1979-On	Mitsubishi System	MI	DD	12	17332N
DJC						
Various	1979-On	Mitsubishi System	MI	OSGR	12	18168N
DL3						
Various	1983-On	Mitsubishi System	MI	OSGR	12	17008N
KV						
Various	1979-On	UT System	UT	PMDD	12	5919N
L317D						
Various	1983-On	Mitsubishi System	MI	OSGR	12	17008N
L423						
Various	1983-On	Mit. ; 24V / 10T	MI	OSGR	24	19606N
Various		Mitsubishi System	MI	OSGR	12	17008N
L423DM						
Various	1983-On	Mit. ; 24V / 10T	MI	OSGR	24	19606N
L634						
Various	1983-On	Mit. ; 24V / 10T	MI	OSGR	24	19606N
Various		Mitsubishi System	MI	OSGR	12	17008N
L634T						
Various	1983-On	Mit. ; 24V / 10T	MI	OSGR	24	19606N
L634TD-1						
Various	1983-On	Mit. ; 24V / 10T	MI	OSGR	24	19606N
L634TD-P						
Various	1983-On	Mit. ; 24V / 10T	MI	OSGR	24	19606N
MCE						
Various	1975-On	United Tech System	UT	PMDD	12	5706N
MDL3						
Various	1983-On	Mitsubishi System	MI	OSGR	12	17008N
MDL4						
Various	1983-On	Mitsubishi System	MI	OSGR	12	17008N

STARTERS

STARTER APPLICATIONS

ENGINE	YEAR	APPLICATION	Mfg	Type	Volt	PART NUMBER
ONAN ENGINE - Engines-In (Cont'd)						
MDL6						
Various	1975-On	Mitsubishi System	MI	OSGR	24	18041N
NH						
Various	1975-On	Mitsubishi System	MI	DD	12	17332N
NHA						
Various	1979-On	Mitsubishi System	MI	DD	12	17332N
NHAV						
Various	1979-On	Mitsubishi System	MI	DD	12	17332N
NHB						
Various	1979-On	Mitsubishi System	MI	DD	12	17332N
NHBV						
Various	1979-On	Mitsubishi System	MI	DD	12	17332N
NHC						
Various	1979-On	Mitsubishi System	MI	DD	12	17332N
NHCV						
Various	1979-On	Mitsubishi System	MI	DD	12	17332N
NHD						
Various	1979-On	Spec J Generator, Mitsubishi PMGR	MI	DD	12	19681N
Various	1975-On	United Tech System	UT	PMDD	12	5706N
NHDL						
Various	1975-On	United Tech System	UT	PMDD	12	5706N
NHE						
Various	1975-On	United Tech System	UT	PMDD	12	5706N
NHEL						
Various	1975-On	United Tech System	UT	PMDD	12	5706N
NHM						
Various	1975-On	United Tech System	UT	PMDD	12	5706N
NHP						
Various	1979-On	Mitsubishi System	MI	DD	12	17332N
NHPV						
Various	1979-On	Mitsubishi System	MI	DD	12	17332N
P-216 / 218 / 220 / 224						
Various	1988-On	Solenoid on Bottom	MI	DD	12	17312N
Various		Solenoid on Bottom / OE MFD. unit	MI	DD	12	17312N-OE
Various		Solenoid on Side	MI	DD	12	17291N
Various		United Tech System	UT	PMDD	12	5702N
Various	1979-On	United Tech System	UT	PMDD	12	5704N
P-227						
Various	1988-On	Solenoid on Bottom	MI	DD	12	17312N
Various		Solenoid on Bottom / OE MFD. unit	MI	DD	12	17312N-OE
Various		Solenoid on Side	MI	DD	12	17291N
RDJC						
Various	1979-On	Mitsubishi System	MI	OSGR	12	18168N
RDJF						
Various	1979-On	Mitsubishi System	MI	OSGR	12	18168N

STARTERS

STARTER APPLICATIONS

ENGINE	YEAR	APPLICATION	Mfg	Type	Volt	PART NUMBER
PALMER - Marine Engine						
Various Models						
Various	1963-61	w/Flange Mount w/CW	DR	DD	12	3650N
PERKINS - Marine Engine						
4-108						
4 Cyl.	1984-83	Delco 20-27MT (12V, CW, 12-T)	DR	OSGR	12	6575N
4-154						
4 Cyl.	1984-83	Delco 20-27MT (12V, CW, 12-T)	DR	OSGR	12	6575N
4-236						
4 Cyl.	1989-On	Delco 28MT (12V, CW, 10-T)	DR	OSGR	12	6576N
4 Cyl.	1988-83	Delco 20-27MT (12V, CW, 10-T)	DR	OSGR	12	6576N
TV8-540						
8 Cyl.	1984-83	Delco 35MT (12V, CW, 10-T)	DR	DD	12	6410N-PT
Various Models						
4 Cyl.	1980-73	Hitachi replacement, 12V, CW / 10T	LU	DD	12	17644N
4 Cyl.	1973-On	Lucas Starter (12V, CW, 10-T)	LU	DD	12	17644N
PLEASURECRAFT - Marine Engine						
231CI, 3.8L						
6 Cyl., 231 cid 3.8L	1995-81	w/CW, Standard Finish	DR	DD	12	3550N
302CI, 5.0L						
8 Cyl., 302 cid 5.0L	1985-75	w/CW	FD	DD	12	3182N
305CI, 5.0L						
8 Cyl., 305 cid 5.0L	2004-02	Mando System, CW Rot.	MD	PMGR	12	6792N-MD
8 Cyl., 305 cid 5.0L		w/PMGR (PG260L), CW Rot.	DR	PMGR	12	6562N
8 Cyl., 305 cid 5.0L		w/PMGR (PG260M), CW Rot.	DR	PMGR	12	6562NM
8 Cyl., 305 cid 5.0L	1995-76	Delco 10MT, CW rot. Starter (Offset Mount), Std. Finish	DR	DD	12	6423N
8 Cyl., 305 cid 5.0L		Delco 10MT, CW rot. Starter (Offset Pad Mount), Chrome Finish	DR	DD	12	6423CN
8 Cyl., 305 cid 5.0L		w/Flange Mount w/CCW	DR	DD	12	6616N
8 Cyl., 305 cid 5.0L		w/Straight Across Pad Mount, Standard Finish	DR	DD	12	3550N
8 Cyl., 305 cid 5.0L		w/Straight Across Pad Mount, Std. Finish	DR	DD	12	3550N
350CI, 5.7L						
8 Cyl., 350 cid 5.7L	2004-02	Mando System, CW Rot.	MD	PMGR	12	6792N-MD
8 Cyl., 350 cid 5.7L		w/PMGR (PG260L), CW Rot.	DR	PMGR	12	6562N
8 Cyl., 350 cid 5.7L		w/PMGR (PG260M), CW Rot.	DR	PMGR	12	6562NM
8 Cyl., 350 cid 5.7L	1995-76	Delco 10MT, CW rot. Starter (Offset Mount), Std. Finish	DR	DD	12	6423N
8 Cyl., 350 cid 5.7L		Delco 10MT, CW rot. Starter (Offset Pad Mount), Chrome Finish	DR	DD	12	6423CN
8 Cyl., 350 cid 5.7L		w/Flange Mount w/CCW	DR	DD	12	6616N
8 Cyl., 350 cid 5.7L		w/Straight Across Pad Mount, Standard Finish	DR	DD	12	3550N
8 Cyl., 350 cid 5.7L		w/Straight Across Pad Mount, Std. Finish	DR	DD	12	3550N
351CI, 5.8L						
8 Cyl., 351 cid 5.8L	1985-75	w/CW	FD	DD	12	3182N
364CI, 6.0L						
8 Cyl., 364 cid 6.0L	2007-03	w/PMGR Starter	DR	PMGR	12	6931N
454CI, 7.4L						
8 Cyl., 454 cid 7.4L	1995-76	Delco 10MT, CW rot. Starter (Offset Mount), Std. Finish	DR	DD	12	6423N
8 Cyl., 454 cid 7.4L		Delco 10MT, CW rot. Starter (Offset Pad Mount), Chrome Finish	DR	DD	12	6423CN

STARTERS

STARTER APPLICATIONS

ENGINE	YEAR	APPLICATION	Mfg	Type	Volt	PART NUMBER
PLEASURECRAFT - Marine Engine (Cont'd)						
454CI, 7.4L (Cont'd)						
8 Cyl., 454 cid 7.4L		w/Flange Mount w/CCW	DR	DD	12	6616N
8 Cyl., 454 cid 7.4L		w/Straight Across Pad Mount, Standard Finish	DR	DD	12	3550N
8 Cyl., 454 cid 7.4L		w/Straight Across Pad Mount, Std. Finish	DR	DD	12	3550N
460CI, 7.5L						
8 Cyl., 460 cid 7.5L	1985-75	w/CW	FD	DD	12	3182N
496CI, 8.1L						
8 Cyl., 496 cid 8.1L	2004-01	Mando System, CW Rot.	MD	PMGR	12	6792N-MD
8 Cyl., 496 cid 8.1L		w/PMGR (PG260L), CW Rot.	DR	PMGR	12	6562N
8 Cyl., 496 cid 8.1L		w/PMGR (PG260M), CW Rot.	DR	PMGR	12	6562NM
POLARIS - Personal Watercraft						
Freedom						
701cc	2002	Mitsuba System	MT	PMDD	12	18330N-PL
Genesis						
1165cc	2002-99	Mitsuba System	MT	PMDD	12	18330N-PL
Genesis FFI						
1165cc	2000	Mitsuba System	MT	PMDD	12	18330N-PL
Genesis Ficht						
1165cc	1999	Mitsuba System	MT	PMDD	12	18330N-PL
Genesis I						
1165cc	2004-02	Mitsuba System	MT	PMDD	12	18330N-PL
Hurricane						
700cc	1997-96	Mitsuba System	MT	PMDD	12	18330N-PL
MSX 140						
1192cc	2004-03	Mitsuba System	MT	PMDD	12	18330N-PL
Octane						
777cc	2004-02	Mitsuba System	MT	PMDD	12	18330N-PL
Pro 1200						
1165cc	2001-00	Mitsuba System	MT	PMDD	12	18330N-PL
Pro 785						
785cc	2000-99	Mitsuba System	MT	PMDD	12	18330N-P
SL 1050						
1050cc	1997	Mitsuba System	MT	PMDD	12	18330N-PL
SL 650						
650cc	1995-92	Mitsuba System	MT	PMDD	12	18330N-P
SL 650 Std						
650cc	1995	Mitsuba System	MT	PMDD	12	18330N-P
SL 700						
700cc	1997-96	Mitsuba System	MT	PMDD	12	18330N-PL
SL 700 Deluxe						
700cc	1997	Mitsuba System	MT	PMDD	12	18330N-PL
SL 750						
750cc	1995-93	Mitsuba System	MT	PMDD	12	18330N-P

STARTERS

STARTER APPLICATIONS

ENGINE	YEAR	APPLICATION	Mfg	Type	Volt	PART NUMBER
POLARIS - Personal Watercraft (Cont'd)						
SL 780						
780cc	1997-96	Mitsuba System	MT	PMDD	12	18330N-P
SL 900						
900cc	1997-96	Mitsuba System	MT	PMDD	12	18330N-PL
SLH						
700cc	2001-98	Mitsuba System	MT	PMDD	12	18330N-PL
SLT 700						
700cc	1997-96	Mitsuba System	MT	PMDD	12	18330N-PL
SLT 750						
750cc	1995-94	Mitsuba System	MT	PMDD	12	18330N-P
SLT 780						
780cc	1997-96	Mitsuba System	MT	PMDD	12	18330N-P
SLTH						
700cc	1999-98	Mitsuba System	MT	PMDD	12	18330N-PL
SLTX						
1050cc	1999-96	Mitsuba System	MT	PMDD	12	18330N-PL
SLX						
1050cc	2001-99	Mitsuba System	MT	PMDD	12	18330N-PL
SLX 780						
780cc	1996-95	Mitsuba System	MT	PMDD	12	18330N-P
SLX Pro 785						
785cc	1998-97	Mitsuba System	MT	PMDD	12	18330N-P
SLXH						
1050cc	1998	Mitsuba System	MT	PMDD	12	18330N-PL
Virage						
777cc	2004-00	Mitsuba System	MT	PMDD	12	18330N-PL
Virage I						
777cc	2004-02	Mitsuba System	MT	PMDD	12	18330N-PL
Virage TX						
1165cc	2001-00	Mitsuba System	MT	PMDD	12	18330N-PL
Virage TXI						
1165cc	2002-01	Mitsuba System	MT	PMDD	12	18330N-PL
Wave Runner						
650, 750, 900, 1100cc	All	Mitsuba System	MT	PMDD	12	18330N-P
RENAULT COUACH - Marine Engine						
RC240DTS						
Various	1970-On	All	BO	DD	24	18375N
ROTAX MARINE - BRP - Marine Engine						
1503 Rotax Engine, 4 Stroke						
1494cc	2007-03	Mitsuba System	MT	PMDD	12	18532N
1494cc	2002	Mitsuba System	MT	PMDD	12	18532N
587 Rotax Engine, 2 Stroke						
581cc	1996-95	Denso System	ND	PMDD	12	18415N

STARTERS

STARTER APPLICATIONS

STARTERS

ENGINE	YEAR	APPLICATION	Mfg	Type	Volt	PART NUMBER
ROTAX MARINE - BRP - Marine Engine (Cont'd)						
587 Rotax Engine, 2 Stroke (Cont'd)						
581cc	1994-89	Denso System	ND	PMDD	12	17605N
657 Rotax Engine, 2 Stroke						
650cc	1996-95	Denso System	ND	PMDD	12	18415N
650cc	1994-93	Denso System	ND	PMDD	12	17605N
717 Rotax Engine, 2 Stroke						
718cc	2005-95	Denso System	ND	PMDD	12	18415N
787 RFI Rotax Engine, 2 Stroke						
782cc	2005-99	Denso System	ND	PMDD	12	18531N
782cc	1998	Denso System	ND	PMDD	12	18416N
787 Rotax Engine, 2 Stroke						
782cc	1999-95	Denso System	ND	PMDD	12	18416N
947 Rotax Engine, 2 Stroke						
951cc	2007-98	Mitsuba System	MT	PMDD	12	18399N
RUGGERINI - Marine Engine						
F10						
.5L - 477cc - 2 Cyl. Diesel	1995-On	Iskra System	BO	PMGR	12	18369N
RD180						
2 Cyl. Diesel	1999-97	Bosch Starter (Original)	BO	PMGR	12	18369N
2 Cyl. Diesel	1996-95	Bosch Starter (Original)	BO	PMGR	12	18369N
RD181						
2 Cyl. Diesel	1999-97	Bosch Starter (Original)	BO	PMGR	12	18369N
2 Cyl. Diesel	1996-95	Bosch Starter (Original)	BO	PMGR	12	18369N
RD80						
1 Cyl. Diesel	1981-73	Bosch Starter (Replacement)	BO	PMGR	12	18369N
RDK80						
.4L - 385cc - 1 Cyl. Diesel	1995-On	Bosch System	BO	PMGR	12	18369N
RDK901						
.5L - 541cc - 1 Cyl. Diesel	1995-On	Bosch System	BO	PMGR	12	18369N
RDM901						
.5L - 541cc - 1 Cyl. Diesel	1995-On	Bosch System	BO	PMGR	12	18369N
RF140						
1 Cyl. Diesel	1999-97	Bosch Starter (Original)	BO	PMGR	12	18369N
1 Cyl. Diesel	1996-95	Bosch Starter (Original)	BO	PMGR	12	18369N
RK180						
.8L - 754cc - 1 Cyl. Diesel	1995-On	Bosch System	BO	PMGR	12	18369N
RM80						
.4L - 385cc - 1 Cyl. Diesel	1995-On	Bosch System	BO	PMGR	12	18369N
RM81						
.4L - 385cc - 1 Cyl. Diesel	1995-On	Bosch System	BO	PMGR	12	18369N
SEA BEE - Outboard Motor						
12 HP						
Various	1956-55	All	UT	PMDD	12	5712N

STARTER APPLICATIONS

ENGINE	YEAR	APPLICATION	Mfg	Type	Volt	PART NUMBER
SEA BEE - Outboard Motor (Cont'd)						
25 HP						
Various	1956-55	All	UT	PMDD	12	5712N
SEA KING - Outboard Motor						
15 HP						
Various	1956-55	All	UT	PMDD	12	5712N
25 HP						
Various	1963-62	All	UT	PMDD	12	5712N
Various	1956-55	All	UT	PMDD	12	5712N
40 HP						
Various	1963-62	All	UT	PMDD	12	5712N
SEA-DOO - Personal Watercraft						
3D DI						
1494cc	2007	Mitsuba System	MT	PMDD	12	18532N
782cc	2005-04	Denso System	ND	PMDD	12	18531N
951cc	2007-06	Mitsuba System	MT	PMDD	12	18399N
GS						
718cc	2001-97	Denso System	ND	PMDD	12	18415N
GSI						
718cc	1998-97	Denso System	ND	PMDD	12	18415N
GSX						
782cc	1997-96	Denso System	ND	PMDD	12	18416N
GSX LTD						
951cc	1999-98	Mitsuba System	MT	PMDD	12	18399N
GSX RFI						
782cc	2000-99	Denso System	ND	PMDD	12	18531N
GTI						
718cc	2005-96	Denso System	ND	PMDD	12	18415N
GTI LE						
718cc	2004-02	Denso System	ND	PMDD	12	18415N
GTI RFI						
782cc	2004	Denso System	ND	PMDD	12	18531N
GTI SE						
1494cc	2007-06	Mitsuba System	MT	PMDD	12	18532N
GTS						
718cc	2001-96	Denso System	ND	PMDD	12	18415N
718cc	1995-92	Denso System	ND	PMDD	12	17605N
GTS - 2-Passenger						
581cc	1995	Denso System	ND	PMDD	12	18415N
GTS - 3-Passenger						
581cc	1996-95	Denso System	ND	PMDD	12	18415N
GTX						
782cc	2001-00	Mitsuba System	MT	PMDD	12	18399N
782cc	1997-96	Denso System	ND	PMDD	12	18416N
782cc	1994-92	Denso System	ND	PMDD	12	17605N

STARTERS

STARTER APPLICATIONS

ENGINE	YEAR	APPLICATION	Mfg	Type	Volt	PART NUMBER
SEA-DOO - Personal Watercraft (Cont'd)						
GTX (Cont'd)						
Various	1999-98	Mitsuba System	MT	PMDD	12	18399N
GTX - 2-Passenger						
650cc	1995	Denso System	ND	PMDD	12	18415N
GTX - 3-Passenger						
650cc	1995	Denso System	ND	PMDD	12	18415N
GTX 155						
1494cc	2008	Mitsuba System	MT	PMDD	12	18532N
GTX 215						
1494cc	2008	Mitsuba System	MT	PMDD	12	18532N
GTX 4-TEC						
1494cc	2004-02	Mitsuba System	MT	PMDD	12	18532N
GTX DI						
951cc	2003-00	Mitsuba System	MT	PMDD	12	18399N
GTX RFI						
782cc	2002-98	Denso System	ND	PMDD	12	18416N
GTX Wake						
1494cc	2007	Mitsuba System	MT	PMDD	12	18532N
Various	2006-05	Mitsuba System	MT	PMDD	12	18532N
GTX Wake 155						
1494cc	2008-05	Mitsuba System	MT	PMDD	12	18532N
GTX Wake 215						
1494cc	2008	Mitsuba System	MT	PMDD	12	18532N
HX						
718cc	1997-95	Denso System	ND	PMDD	12	18415N
LRV						
951cc	2001-00	Mitsuba System	MT	PMDD	12	18399N
LRV DI						
951cc	2003-02	Mitsuba System	MT	PMDD	12	18399N
Various	2003	Mitsuba System	MT	PMDD	12	18399N
RX						
951cc	2002-00	Mitsuba System	MT	PMDD	12	18399N
RX DI						
951cc	2003-00	Mitsuba System	MT	PMDD	12	18399N
RX X						
951cc	2001	Mitsuba System	MT	PMDD	12	18399N
RXP						
1494cc	2006-05	Mitsuba System	MT	PMDD	12	18532N
RXP 155						
1494cc	2008	Mitsuba System	MT	PMDD	12	18532N
RXP 215						
1494cc	2008	Mitsuba System	MT	PMDD	12	18532N
RXP X 255						
1494cc	2008	Mitsuba System	MT	PMDD	12	18532N

STARTERS

STARTER APPLICATIONS

ENGINE	YEAR	APPLICATION	Mfg	Type	Volt	PART NUMBER
SEA-DOO - Personal Watercraft (Cont'd)						
RXT						
1494cc	2006-05	Mitsuba System	MT	PMDD	12	18532N
RXT 215						
1494cc	2008	Mitsuba System	MT	PMDD	12	18532N
RXT 255						
1494cc	2008	Mitsuba System	MT	PMDD	12	18532N
SP						
580cc	1996-92	Denso System	ND	PMDD	12	17605N
580cc	1997	Denso System	ND	PMDD	12	18415N
SPI						
580cc	1996-93	Denso System	ND	PMDD	12	17605N
SPX						
782cc	1999-98	Denso System	ND	PMDD	12	18416N
782cc	1997-95	Denso System	ND	PMDD	12	18415N
782cc	1994-93	Denso System	ND	PMDD	12	17605N
XP						
782cc	2002-00	Mitsuba System	MT	PMDD	12	18399N
782cc	1997-95	Denso System	ND	PMDD	12	18416N
782cc	1994-92	Denso System	ND	PMDD	12	17605N
782cc	1995	Denso System	ND	PMDD	12	18415N
XP DI						
951cc	2004-03	Mitsuba System	MT	PMDD	12	18399N
SEA-DOO - Sportboat						
Challenger						
Various	2007-04	Mitsuba System	MT	PMDD	12	18532N
Various	1999	Denso System	ND	PMDD	12	18416N
Various	1998	Challenger 1800	ND	PMDD	12	18416N
Various		Exc. Challenger 1800	ND	PMDD	12	18415N
Various	1997	Denso System	ND	PMDD	12	18416N
Various	1996	Denso System	ND	PMDD	12	18416N
Challenger 180						
Various	2008	Mitsuba System	MT	PMDD	12	18532N
Challenger 230						
Various	2008	Optional Engine	MT	PMDD	12	18532N
Various		Standard Engine	MT	PMDD	12	18532N
Explorer						
Various	1997-95	Denso System	ND	PMDD	12	18415N
Various	1994-93	Denso System	ND	PMDD	12	17605N
Islandia						
Various	2007-04	Mitsuba System	MT	PMDD	12	18532N
Various	2008	Mitsuba System	MT	PMDD	12	18532N
Speedster						
Various	2007-04	Mitsuba System	MT	PMDD	12	18532N
Various	1997-95	Denso System	ND	PMDD	12	18415N
Various	1999	Exc. SK Models	ND	PMDD	12	18416N
Various		SK Models	ND	PMDD	12	18415N
Various	1998	Denso System	ND	PMDD	12	18416N
Various	1994	Denso System	ND	PMDD	12	17605N

STARTERS

STARTER APPLICATIONS

ENGINE	YEAR	APPLICATION	Mfg	Type	Volt	PART NUMBER
SEA-DOO - Sportboat (Cont'd)						
Speedster 150						
Various	2008	155 Engine	MT	PMDD	12	18532N
Various		215 Engine	MT	PMDD	12	18532N
Speedster 200						
Various	2008	310 Engine	MT	PMDD	12	18532N
Various		430 Engine	MT	PMDD	12	18532N
Speedster Wake						
Various	2008	310 Engine	MT	PMDD	12	18532N
Various		430 Engine	MT	PMDD	12	18532N
Sportster						
Various	2006-03	4-TEC Models	MT	PMDD	12	18532N
Various	2006-00	LE Models	MT	PMDD	12	18399N
Various	1999-95	Denso System	ND	PMDD	12	18415N
Various	1994	Denso System	ND	PMDD	12	17605N
Utopia						
Various	2007-04	Mitsuba System	MT	PMDD	12	18532N
Various	2008	310 Engine	MT	PMDD	12	18532N
Various		430 Engine	MT	PMDD	12	18532N
SUZUKI - Marine Engine						
DF100T 4-Stroke						
118.9 cid - 100HP	2009	Hitachi System	HI	PMGR	12	19701N
DF115T 4-Stroke						
118.9 cid - 115HP	2009-01	Hitachi System	HI	PMGR	12	19701N
DF140T 4-Stroke						
124.7 cid - 140HP	2009-02	Hitachi System	HI	PMGR	12	19701N
DF90TL 4-Stroke						
118.9 cid - 90HP	2008-01	Hitachi System	HI	PMGR	12	19701N
DT100SF						
86.6 cid - 100HP	1990-89	Hitachi System	HI	DD	12	18308N
DT100TCL						
86.6 cid - 100HP	1999-89	Hitachi System	HI	DD	12	18308N
86.6 cid - 100HP	2000	Hitachi System	HI	DD	12	18308N
DT100TCX						
86.6 cid - 100HP	1990-89	Hitachi System	HI	DD	12	18308N
DT115STCL EFI						
108.2 cid - 115HP	2001-00	Hitachi System	HI	PMDD	12	18307N
108.2 cid - 115HP		Hitachi System / OE MFD unit	HI	PMDD	12	18307N
108.2 cid - 115HP	1999-96	Hitachi System	HI	PMDD	12	18307N
108.2 cid - 115HP		Hitachi System / OE MFD unit	HI	PMDD	12	18307N
DT115TCL						
108.2 cid - 115HP	1996-86	Hitachi System	HI	PMDD	12	18307N
108.2 cid - 115HP		Hitachi System / OE MFD unit	HI	PMDD	12	18307N
DT115TCX						
108.2 cid - 115HP	1997-85	Hitachi System	HI	PMDD	12	18307N
108.2 cid - 115HP		Hitachi System / OE MFD unit	HI	PMDD	12	18307N
DT140TCL						
108.2 cid - 140HP	1997-85	Hitachi System	HI	PMDD	12	18307N

STARTERS

STARTER APPLICATIONS

ENGINE	YEAR	APPLICATION	Mfg	Type	Volt	PART NUMBER
SUZUKI - Marine Engine (Cont'd)						
DT140TCL (Cont'd)						
108.2 cid - 140HP		Hitachi System / OE MFD unit	HI	PMDD	12	18307N
DT140TCL EFI						
108.2 cid - 140HP	2001-00	Hitachi System	HI	PMDD	12	18307N
108.2 cid - 140HP		Hitachi System / OE MFD unit	HI	PMDD	12	18307N
108.2 cid - 140HP	1999-98	Hitachi System	HI	PMDD	12	18307N
108.2 cid - 140HP		Hitachi System / OE MFD unit	HI	PMDD	12	18307N
DT140TCX						
108.2 cid - 140HP	1996-85	Hitachi System	HI	PMDD	12	18307N
108.2 cid - 140HP		Hitachi System / OE MFD unit	HI	PMDD	12	18307N
DT140TCX EFI						
108.2 cid - 140HP	2001-00	Hitachi System	HI	PMDD	12	18307N
108.2 cid - 140HP		Hitachi System / OE MFD unit	HI	PMDD	12	18307N
108.2 cid - 140HP	1999-97	Hitachi System	HI	PMDD	12	18307N
108.2 cid - 140HP		Hitachi System / OE MFD unit	HI	PMDD	12	18307N
DT150SS						
164.3 cid - 150HP	1991-86	Hitachi System	HI	DD	12	18308N
DT150SSN Super Six						
164.3 cid - 150HP	1992	Hitachi System	HI	DD	12	18308N
DT150STCL EFI						
164.3 cid - 150HP	2003-00	Hitachi System	HI	DD	12	18308N
164.3 cid - 150HP	1999-93	Hitachi System	HI	DD	12	18308N
DT150TCL						
164.3 cid - 150HP	1994-86	Hitachi System	HI	DD	12	18308N
DT150TCX						
164.3 cid - 150HP	1994-86	Hitachi System	HI	DD	12	18308N
DT150TCX EFI						
164.3 cid - 150HP	2003-00	Hitachi System	HI	DD	12	18308N
164.3 cid - 150HP	1999-95	Hitachi System	HI	DD	12	18308N
DT150TCXG						
164.3 cid - 150HP	1994-90	Hitachi System	HI	DD	12	18308N
DT150TCXG EFI						
164.3 cid - 150HP	2003-00	Hitachi System	HI	DD	12	18308N
164.3 cid - 150HP	1999-95	Hitachi System	HI	DD	12	18308N
DT175TCL						
164.3 cid - 175HP	1992-87	Hitachi System	HI	DD	12	18308N
DT175TCX						
164.3 cid - 175HP	1992-87	Hitachi System	HI	DD	12	18308N
DT200AEL						
164.3 cid - 200HP	1987	Hitachi System	HI	DD	12	18308N
DT200AEX						
164.3 cid - 200HP	1987	Hitachi System	HI	DD	12	18308N
DT200TCL						
164.3 cid - 200HP	1993-86	Hitachi System	HI	DD	12	18308N
DT200TCL EFI						
164.3 cid - 200HP	1999-94	Hitachi System	HI	DD	12	18308N
164.3 cid - 200HP	2000	Hitachi System	HI	DD	12	18308N

STARTERS

STARTER APPLICATIONS

ENGINE	YEAR	APPLICATION	Mfg	Type	Volt	PART NUMBER
SUZUKI - Marine Engine (Cont'd)						
DT200TCX						
164.3 cid - 200HP	1993-86	Hitachi System	HI	DD	12	18308N
DT200TCX EFI						
164.3 cid - 200HP	1999-94	Hitachi System	HI	DD	12	18308N
164.3 cid - 200HP	2000	Hitachi System	HI	DD	12	18308N
DT200TCXG						
164.3 cid - 200HP	1993-90	Hitachi System	HI	DD	12	18308N
DT200TCXG EFI						
164.3 cid - 200HP	1999-94	Hitachi System	HI	DD	12	18308N
164.3 cid - 200HP	2000	Hitachi System	HI	DD	12	18308N
DT200VL Exante						
164.3 cid - 200HP	1992-88	Hitachi System	HI	DD	12	18308N
DT200VX Exante						
164.3 cid - 200HP	1992-88	Hitachi System	HI	DD	12	18308N
DT200VXG						
164.3 cid - 200HP	1991-90	Hitachi System	HI	DD	12	18308N
DT20EL						
27.1 cid - 20HP	1988-86	Hitachi System	HI	DD	12	18319N
DT20ES						
27.1 cid - 20HP	1988-86	Hitachi System	HI	DD	12	18319N
DT225TCL						
164.3 cid - 225HP	1993-90	Hitachi System	HI	DD	12	18308N
DT225TCL EFI						
164.3 cid - 225HP	2000-94	Hitachi System	HI	DD	12	18308N
DT225TCX						
164.3 cid - 225HP	1993-90	Hitachi System	HI	DD	12	18308N
DT225TCX EFI						
164.3 cid - 225HP	2003-01	Hitachi System	HI	DD	12	18308N
164.3 cid - 225HP	2000-94	Hitachi System	HI	DD	12	18308N
DT225TCXG						
164.3 cid - 225HP	1993	Hitachi System	HI	DD	12	18308N
DT225TCXG EFI						
164.3 cid - 225HP	2000-94	Hitachi System	HI	DD	12	18308N
DT25EL						
27.3 cid - 25HP	1982-80	Hitachi System	HI	DD	12	18319N
30.5 cid - 25HP	1988-85	Hitachi System	HI	DD	12	18319N
DT25ES						
27.3 cid - 25HP	1982-80	Hitachi System	HI	DD	12	18319N
30.5 cid - 25HP	1988-85	Hitachi System	HI	DD	12	18319N
DT30EL						
30.5 cid - 30HP	1984-83	Hitachi System	HI	DD	12	18319N
DT30ES						
30.5 cid - 30HP	1984-83	Hitachi System	HI	DD	12	18319N
DT30L						
30.5 cid - 30HP	1985	Hitachi System	HI	DD	12	18319N

STARTERS

STARTER APPLICATIONS

ENGINE	YEAR	APPLICATION	Mfg	Type	Volt	PART NUMBER
SUZUKI - Marine Engine (Cont'd)						
DT30RL						
30.5 cid - 30HP	1987-86	Hitachi System	HI	DD	12	18319N
DT30RS						
30.5 cid - 30HP	1987-86	Hitachi System	HI	DD	12	18319N
DT30S						
30.5 cid - 30HP	1985	Hitachi System	HI	DD	12	18319N
DT35CRL						
42.5 cid - 35HP	1989-87	Hitachi System	HI	DD	12	18319N
DT35CRS						
42.5 cid - 35HP	1989-87	Hitachi System	HI	DD	12	18319N
DT35TCL						
42.5 cid - 35HP	1989-87	Hitachi System	HI	DD	12	18319N
DT40CEL						
42.5 cid - 40HP	1990-89	Hitachi System	HI	DD	12	18319N
DT40CES						
42.5 cid - 40HP	1990-89	Hitachi System	HI	DD	12	18319N
DT40CRL						
42.5 cid - 40HP	1998-86	Hitachi System	HI	DD	12	18319N
DT40CRS						
42.5 cid - 40HP	1998-86	Hitachi System	HI	DD	12	18319N
DT40ECL						
42.5 cid - 40HP	1985-84	Hitachi System	HI	DD	12	18319N
DT40ECS						
42.5 cid - 40HP	1985-84	Hitachi System	HI	DD	12	18319N
DT40EL						
37.7 cid - 40HP	1983-80	Hitachi System	HI	DD	12	18319N
DT40ES						
37.7 cid - 40HP	1983-80	Hitachi System	HI	DD	12	18319N
DT40TCL						
42.5 cid - 40HP	1998-87	Hitachi System	HI	DD	12	18319N
DT50EL						
44.1 cid - 50HP	1983-80	Hitachi System	HI	DD	12	18313N
DT50ES						
44.1 cid - 50HP	1982-80	Hitachi System	HI	DD	12	18313N
DT65EL						
48.7 cid - 65HP	1982-80	Hitachi System	HI	DD	12	18313N
DT65ES						
48.7 cid - 65HP	1982-80	Hitachi System	HI	DD	12	18313N
DT75TCL						
73.0 cid - 75HP	1997-88	Hitachi System	HI	DD	12	18316N
DT85TCL						
73.0 cid - 85HP	2000-88	Hitachi System	HI	DD	12	18316N
DT90TCL						
86.6 cid - 90HP	1997-89	Hitachi System	HI	DD	12	18308N

STARTERS

STARTER APPLICATIONS

STARTERS

ENGINE	YEAR	APPLICATION	Mfg	Type	Volt	PART NUMBER
SUZUKI - Marine Engine (Cont'd)						
DT90TCX						
86.6 cid - 90HP	1990-89	Hitachi System	HI	DD	12	18308N
PU140						
108.2 cid - 140HP	1996-92	Hitachi System	HI	PMDD	12	18307N
108.2 cid - 140HP		Hitachi System / OE MFD unit	HI	PMDD	12	18307N
PU140 EFI Jet						
108.2 cid - 100HP	1997	Hitachi System	HI	DD	12	18308N
PU140 Jet						
108.2 cid - 100HP	1990-89	Hitachi System	HI	DD	12	18308N
PU40						
42.5 cid - 40HP	1995-92	Hitachi System	HI	DD	12	18319N
PU55 Jet						
54.4 cid - 35HP	1990-89	Hitachi System	HI	DD	12	18319N
PU85						
73.0 cid - 85HP	1996-92	Hitachi System	HI	DD	12	18316N
TELEDYNE - Marine Engine						
91						
Various	1968-66	w/CW	DR	DD	12	3838N
w/CW		Opt. Hi Performance PG260M	DR	PMGR	12	3631N-PG
112						
Various	1968-66	Opt. Hi Performance PG260M	DR	PMGR	12	3631N-PG
Various		w/CW	DR	DD	12	3838N
162						
Various	1968-66	Opt. Hi Performance PG260M	DR	PMGR	12	3631N-PG
Various		w/CW	DR	DD	12	3838N
226						
Various	1968-66	Opt. Hi Performance PG260M	DR	PMGR	12	3631N-PG
Various		w/CW	DR	DD	12	3838N
232						
Various	1968-66	Opt. Hi Performance PG260M	DR	PMGR	12	3631N-PG
Various		w/CW	DR	DD	12	3838N
287						
Various	1968-66	Opt. Hi Performance PG260M	DR	PMGR	12	3631N-PG
Various		w/CW	DR	DD	12	3838N
THERMO ELECTRON - Marine Engine						
Various Models						
170	1971-70	Counter CW	DR	DD	12	6616N
185		Counter CW	DR	DD	12	6616N
200		Counter CW	DR	DD	12	6616N
225		Counter CW	DR	DD	12	6616N
229	1988-80	Clockwise, Standard Finish	DR	DD	12	3550N
230	1971-70	Counter CW	DR	DD	12	6616N
262	1988-79	Delco 10MT, CW rot. Starter (Offset Mount), Chrome Finish	DR	DD	12	6423CN
262		Delco 10MT, CW rot. Starter (Offset Mount), Std. Finish	DR	DD	12	6423N
262		Delco 10MT, CW rot. Starter (Offset Pad Mount), Chrome Finish	DR	DD	12	6423CN
283	1971-70	Counter CW	DR	DD	12	6616N

STARTER APPLICATIONS

ENGINE	YEAR	APPLICATION	Mfg	Type	Volt	PART NUMBER
THERMO ELECTRON - Marine Engine (Cont'd)						
Various Models (Cont'd)						
305	1988-77	Delco 10MT, CW rot. Starter (Offset Mount), Std. Finish	DR	DD	12	6423N
305		Delco 10MT, CW rot. Starter (Offset Pad Mount), Chrome Finish	DR	DD	12	6423CN
305		Flange Mount (CCW)	DR	DD	12	6616N
305		Straight Mt. (CW), Standard Finish	DR	DD	12	3550N
327	1971-70	Counter CW	DR	DD	12	6616N
348		Counter CW	DR	DD	12	6616N
350	1988-77	Delco 10MT, CW rot. Starter (Offset Mount), Std. Finish	DR	DD	12	6423N
350		Delco 10MT, CW rot. Starter (Offset Pad Mount), Chrome Finish	DR	DD	12	6423CN
350		Flange Mount (CCW)	DR	DD	12	6616N
350		Straight Mt. (CW), Standard Finish	DR	DD	12	3550N
409	1971-70	Counter CW	DR	DD	12	6616N
427		Counter CW	DR	DD	12	6616N
454	1988-77	Delco 10MT, CW rot. Starter (Offset Mount), Std. Finish	DR	DD	12	6423N
454		Delco 10MT, CW rot. Starter (Offset Pad Mount), Chrome Finish	DR	DD	12	6423CN
454		Flange Mount (CCW)	DR	DD	12	6616N
454		Straight Mt. (CW), Standard Finish	DR	DD	12	3550N
TOHATSU - Marine Engine						
M115						
115HP 2-Stroke	2003-92	Hitachi System	HI	DD	12	18323N
M120						
120HP 2-Stroke	1996-92	Hitachi System	HI	DD	12	18323N
M140						
140HP 2-Stroke	2003-92	Hitachi System	HI	DD	12	18323N
M15						
15HP 2-Stroke	2003-92	Hitachi System	HI	PMDD	12	18301N
M18						
18HP 2-Stroke	2003-92	Hitachi System	HI	PMDD	12	18301N
M40						
40HP 2-Stroke	2003-92	Hitachi System	HI	DD	12	18319N
M50						
50HP 2-Stroke	2003-92	Hitachi System	HI	DD	12	18319N
M60						
60HP 2-Stroke	2003-96	Hitachi System	HI	DD	12	18319N
60HP 2-Stroke	1995-92	Hitachi System	HI	DD	12	18323N
M70						
70HP 2-Stroke	2003-96	Hitachi System	HI	DD	12	18319N
70HP 2-Stroke	1995-92	Hitachi System	HI	DD	12	18323N
M8						
8HP 2-Stroke	2003-92	Hitachi System	HI	PMDD	12	18301N
M9.8						
9.8HP 2-Stroke	2003-98	Hitachi System	HI	PMDD	12	18301N
M9.9						
9.9HP 2-Stroke	2003-92	Hitachi System	HI	PMDD	12	18301N

STARTERS

STARTER APPLICATIONS

ENGINE	YEAR	APPLICATION	Mfg	Type	Volt	PART NUMBER
TOHATSU - Marine Engine (Cont'd)						
M90						
90HP 2-Stroke	1996-92	Hitachi System	HI	DD	12	18323N
MD115						
115HP TLDI	2006	Hitachi System	HI	DD	12	18323N
MD40						
40HP TLDI	2006-01	Hitachi System	HI	DD	12	18319N
MD50						
50HP TLDI	2006-01	Hitachi System	HI	DD	12	18319N
MD70						
70HP TLDI	2006-03	Hitachi System	HI	DD	12	18319N
MD90						
90HP TLDI	2006-01	Hitachi System	HI	DD	12	18319N
MFS15						
15HP 4-Stroke	2008-00	Hitachi System	HI	DD	12	18319N
MFS18						
18HP 4-Stroke	2006-01	Hitachi System	HI	DD	12	18319N
MFS8						
8HP 4-Stroke	2006-03	Hitachi System	HI	PMDD	12	18301N
MFS9.8						
9.8HP 4-Stroke	2006-03	Hitachi System	HI	PMDD	12	18301N
MFS9.9						
9.9HP 4-Stroke	2008-00	Hitachi System	HI	DD	12	18319N
MSF20						
20HP 4-Stroke	2008	Hitachi System	HI	DD	12	18319N
MSF25						
25HP 4-Stroke	2005-02	Hitachi System	HI	DD	12	18319N
MSF30						
30HP 4-Stroke	2005-02	Hitachi System	HI	DD	12	18319N
U.S. - Marine Engine						
125 HP						
Various	1989-66	UT System	UT	PMDD	12	5732N
140 HP						
Various	1989-66	UT System	UT	PMDD	12	5732N
150 HP						
Various	1989-66	UT System	UT	PMDD	12	5732N
35 HP						
Various	1989-64	UT System	UT	PMDD	12	5727N
45 HP						
Various	1989-64	UT System	UT	PMDD	12	5727N
50 HP						
Various	1989-64	UT System	UT	PMDD	12	5727N
55 HP						
Various	1989-64	UT System	UT	PMDD	12	5727N

STARTERS

STARTER APPLICATIONS

ENGINE	YEAR	APPLICATION	Mfg	Type	Volt	PART NUMBER
U.S. - Marine Engine (Cont'd)						
70 HP						
Various	1989-66	UT System	UT	PMDD	12	5732N
85 HP						
Various	1989-66	UT System	UT	PMDD	12	5732N
UNIVERSAL - Marine Engine						
5411						
2 Cyl. 11HP Diesel	1982-77	Kubota Z-500 Engine	ND	DD	12	17354N
5421						
3 Cyl. 21HP Diesel	1981-78	Kubota D-850 Engine	ND	DD	12	17354N
5444						
4 Cyl. 44HP Diesel	1982-80	Kubota V-1902 Engine	ND	OSGR	12	18144N
5432 Atomic Four						
4 Cyl. 32HP Diesel	1982-78	Kubota V-1501 Engine	ND	OSGR	12	18144N
M-12						
2 Cyl. 10HP Diesel	1988-83	Kubota Z-400 Engine	ND	DD	12	17354N
M-15						
2 Cyl. 11HP Diesel	1983-82	Kubota Z-500 Engine	ND	DD	12	17354N
M-18						
2 Cyl. 14HP Diesel	1988-83	Kubota Z-600 Engine	ND	OSGR	12	18148N
M2-12						
2 Cyl. 11HP Diesel	1997-87	Kubota Z-430 Engine	ND	DD	12	17354N
M-25						
3 Cyl. 21HP Diesel	1986-81	Kubota D-850 Engine	ND	DD	12	17354N
M-25 XP						
3 Cyl. 23HP Diesel	1993-86	Kubota D-950 Engine	ND	DD	12	17354N
M-25 XPA						
3 Cyl. 23HP Diesel	1999-94	Kubota D-950 Engine	ND	DD	12	17354N
M-25 XPB						
3 Cyl. Diesel	2004-98	All	ND	OSGR	12	18148N
M3-20						
3 Cyl. 18HP Diesel	1993-88	Kubota D-640 Engine	ND	DD	12	17354N
M3-20A						
3 Cyl. 18HP Diesel	1997-94	Kubota D-640 Engine	ND	DD	12	17354N
M3-20B						
3 Cyl. Diesel	2004-98	All	ND	DD	12	17354N
M-35						
4 Cyl. 30HP Diesel	1993-87	Kubota V-1200 Engine	ND	OSGR	12	17028N
M-40						
4 Cyl. 32HP Diesel	1998-82	Kubota V-1501 Engine	ND	OSGR	12	18144N
M-50						
4 Cyl. 44HP Diesel	1997-82	Kubota V-1902 Engine	ND	OSGR	12	18144N
Super Sabre						
6 Cyl., 225 cid Gas	1964-63	Opt. Hi Performance PG260M	DR	PMGR	12	3631N-PG

STARTERS

STARTER APPLICATIONS

ENGINE	YEAR	APPLICATION	Mfg	Type	Volt	PART NUMBER
UNIVERSAL - Marine Engine (Cont'd)						
Super Sabre (Cont'd)						
6 Cyl., 225 cid Gas		w/CW	DR	DD	12	3838N
VOLVO PENTA - Marine Engine						
2001						
1 Cyl. Diesel	1993-83	Valeo PMGR Starter	VA	PMGR	12	17315N
2002						
2 Cyl. Diesel	1993-83	Hitachi DD Starter	BO	PMGR	12	17135N
2 Cyl. Diesel		Valeo PMGR Starter	VA	PMGR	12	17315N
2002T						
2 Cyl. Diesel	1993-83	Hitachi DD Starter	BO	PMGR	12	17135N
2 Cyl. Diesel		Valeo PMGR Starter	VA	PMGR	12	17315N
2003,T						
3 Cyl. Diesel	1993-83	Hitachi DD Starter	BO	PMGR	12	17135N
3 Cyl. Diesel		Valeo PMGR Starter	VA	PMGR	12	17315N
2003R,S,S Turbo,V						
3 Cyl. Diesel	1993-83	Valeo PMGR Starter	VA	PMGR	12	17315N
251A - DOHC						
4 Cyl., 152 cid 2.49L Gas	1992-89	Valeo PMGR Starter	VA	PMGR	12	17315N
3.0GL						
4 Cyl., 181 cid 3.0L Gas	1999-93	Delco PG260M Starter (Straight Mount), CW Rot.	DR	PMGR	12	6563N
3.0GLM						
4 Cyl., 181 cid 3.0L Gas	2007-00	Delco PG260G Starter (Offset Mount), Black Epoxy Finish	DR	PMGR	12	6792BN
4 Cyl., 181 cid 3.0L Gas		Delco PG260G Starter (Offset Mount), Zinc Finish	DR	PMGR	12	6792N
4 Cyl., 181 cid 3.0L Gas		Mando, Black Finish version	MD	PMGR	12	6792N-MD
3.0GLP						
4 Cyl., 181 cid 3.0L Gas	2007-00	Delco PG260G Starter (Offset Mount), Black Epoxy Finish	DR	PMGR	12	6792BN
4 Cyl., 181 cid 3.0L Gas		Delco PG260G Starter (Offset Mount), Zinc Finish	DR	PMGR	12	6792N
4 Cyl., 181 cid 3.0L Gas		Mando, Black Finish version	MD	PMGR	12	6792N-MD
3.0GS						
4 Cyl., 181 cid 3.0L Gas	1999-93	Delco PG260M Starter (Straight Mount), CW Rot.	DR	PMGR	12	6563N
3.0GSM						
4 Cyl., 181 cid 3.0L Gas	2002-00	Delco PG260G Starter (Offset Mount), Black Epoxy Finish	DR	PMGR	12	6792BN
4 Cyl., 181 cid 3.0L Gas		Delco PG260G Starter (Offset Mount), Zinc Finish	DR	PMGR	12	6792N
4 Cyl., 181 cid 3.0L Gas		Mando, Black Finish version	MD	PMGR	12	6792N-MD
3.0GSP						
4 Cyl., 181 cid 3.0L Gas	2002-00	Delco PG260L, CW Rot., (Offset Mount)	DR	PMGR	12	6562N
4 Cyl., 181 cid 3.0L Gas		Delco PG260M, CW Rot., (Offset Mount)	DR	PMGR	12	6562NM
4 Cyl., 181 cid 3.0L Gas		Mando System, CW Rot.	MD	PMGR	12	6792N-MD
4.3Gi						
6 Cyl., 262 cid 4.3L Gas	1999-93	Delco PG260L, CW Rot., (Offset Mount)	DR	PMGR	12	6562N
6 Cyl., 262 cid 4.3L Gas		Delco PG260M, CW Rot., (Offset Mount)	DR	PMGR	12	6562NM
6 Cyl., 262 cid 4.3L Gas		Mando System, CW Rot.	MD	PMGR	12	6792N-MD
4.3GL						
6 Cyl., 262 cid 4.3L Gas	2007-93	Delco PG260L, CW Rot., (Offset Mount)	DR	PMGR	12	6562N
6 Cyl., 262 cid 4.3L Gas		Delco PG260M, CW Rot., (Offset Mount)	DR	PMGR	12	6562NM
6 Cyl., 262 cid 4.3L Gas		Mando System, CW Rot.	MD	PMGR	12	6792N-MD
6 Cyl., 262 cid 4.3L Gas	2007-00	Delco PG260G Starter (Offset Mount), Black Epoxy Finish	DR	PMGR	12	6792BN
6 Cyl., 262 cid 4.3L Gas		Delco PG260G Starter (Offset Mount), Zinc Finish	DR	PMGR	12	6792N

STARTERS

STARTER APPLICATIONS

ENGINE	YEAR	APPLICATION	Mfg	Type	Volt	PART NUMBER
VOLVO PENTA - Marine Engine (Cont'd)						
4.3GL (Cont'd)						
6 Cyl., 262 cid 4.3L Gas		Mando, Black Finish version	MD	PMGR	12	6792N-MD
4.3GS						
6 Cyl., 262 cid 4.3L Gas	1999-93	Delco PG260L, CW Rot., (Offset Mount)	DR	PMGR	12	6562N
6 Cyl., 262 cid 4.3L Gas		Delco PG260M, CW Rot., (Offset Mount)	DR	PMGR	12	6562NM
6 Cyl., 262 cid 4.3L Gas		Mando System, CW Rot.	MD	PMGR	12	6792N-MD
4.3GX_i, Osi						
6 Cyl., 262 cid 4.3L Gas	2007-00	Delco PG260G Starter (Offset Mount), Black Epoxy Finish	DR	PMGR	12	6792BN
6 Cyl., 262 cid 4.3L Gas		Delco PG260G Starter (Offset Mount), Zinc Finish	DR	PMGR	12	6792N
6 Cyl., 262 cid 4.3L Gas		Delco PG260L, CW Rot., (Offset Mount)	DR	PMGR	12	6562N
6 Cyl., 262 cid 4.3L Gas		Delco PG260M, CW Rot., (Offset Mount)	DR	PMGR	12	6562NM
6 Cyl., 262 cid 4.3L Gas		Mando System, CW Rot.	MD	PMGR	12	6792N-MD
6 Cyl., 262 cid 4.3L Gas		Mando, Black Finish version	MD	PMGR	12	6792N-MD
431A,B						
6 Cyl., 262 cid 4.3L Gas	1992-89	Delco PG260L, CW Rot., (Offset Mount)	DR	PMGR	12	6562N
6 Cyl., 262 cid 4.3L Gas		Delco PG260M, CW Rot., (Offset Mount)	DR	PMGR	12	6562NM
6 Cyl., 262 cid 4.3L Gas		Mando System, CW Rot.	MD	PMGR	12	6792N-MD
432A,B						
6 Cyl., 262 cid 4.3L Gas	1998-92	Delco PG260L, CW Rot., (Offset Mount)	DR	PMGR	12	6562N
6 Cyl., 262 cid 4.3L Gas		Delco PG260M, CW Rot., (Offset Mount)	DR	PMGR	12	6562NM
6 Cyl., 262 cid 4.3L Gas		Mando System, CW Rot.	MD	PMGR	12	6792N-MD
434A,B						
6 Cyl., 262 cid 4.3L Gas	1997-92	Delco PG260L, CW Rot., (Offset Mount)	DR	PMGR	12	6562N
6 Cyl., 262 cid 4.3L Gas		Delco PG260M, CW Rot., (Offset Mount)	DR	PMGR	12	6562NM
6 Cyl., 262 cid 4.3L Gas		Mando System, CW Rot.	MD	PMGR	12	6792N-MD
5.0Fi						
8 Cyl., 302 cid 5.0L Gas (Ford)	1999-93	Ford PMGR Starter, CCW	FD	PMGR	12	3143N-PG
8 Cyl., 302 cid 5.0L Gas (Ford)		Ford PMGR Starter, CW	FD	PMGR	12	3268N
Various		Denso GR optional	ND	OSGR	12	18273N
5.0FL						
8 Cyl., 302 cid 5.0L Gas (Ford)	1999-93	Ford PMGR Starter, CCW	FD	PMGR	12	3143N-PG
8 Cyl., 302 cid 5.0L Gas (Ford)		Ford PMGR Starter, CW	FD	PMGR	12	3268N
Various	1996-94	Denso GR optional	ND	OSGR	12	18273N
5.0Gi						
8 Cyl., 305 cid 5.0L Gas (GM)	1999-97	Delco PG260L, CW Rot., (Offset Mount)	DR	PMGR	12	6562N
8 Cyl., 305 cid 5.0L Gas (GM)		Delco PG260M, CW Rot., (Offset Mount)	DR	PMGR	12	6562NM
8 Cyl., 305 cid 5.0L Gas (GM)		Mando System, CW Rot.	MD	PMGR	12	6792N-MD
5.0GL						
8 Cyl., 305 cid 5.0L Gas (GM)	2007-00	Delco PG260G Starter (Offset Mount), Black Epoxy Finish	DR	PMGR	12	6792BN
8 Cyl., 305 cid 5.0L Gas (GM)		Delco PG260G Starter (Offset Mount), Zinc Finish	DR	PMGR	12	6792N
8 Cyl., 305 cid 5.0L Gas (GM)		Mando, Black Finish version	MD	PMGR	12	6792N-MD

STARTERS

STARTER APPLICATIONS

ENGINE	YEAR	APPLICATION	Mfg	Type	Volt	PART NUMBER
VOLVO PENTA - Marine Engine (Cont'd)						
5.0GL (Cont'd)						
8 Cyl., 305 cid 5.0L Gas (GM)	1999-97	Delco PG260L, CW Rot., (Offset Mount)	DR	PMGR	12	6562N
8 Cyl., 305 cid 5.0L Gas (GM)		Delco PG260M, CW Rot., (Offset Mount)	DR	PMGR	12	6562NM
8 Cyl., 305 cid 5.0L Gas (GM)		Mando System, CW Rot.	MD	PMGR	12	6792N-MD
5.0GXi, Osi						
8 Cyl., 305 cid 5.0L Gas (GM)	2007-01	Delco PG260G Starter (Offset Mount), Black Epoxy Finish	DR	PMGR	12	6792BN
8 Cyl., 305 cid 5.0L Gas (GM)		Delco PG260G Starter (Offset Mount), Zinc Finish	DR	PMGR	12	6792N
8 Cyl., 305 cid 5.0L Gas (GM)		Mando, Black Finish version	MD	PMGR	12	6792N-MD
5.7Gi						
8 Cyl., 350 cid 5.7L Gas	2007-00	Delco PG260G Starter (Offset Mount), Black Epoxy Finish	DR	PMGR	12	6792BN
8 Cyl., 350 cid 5.7L Gas		Delco PG260G Starter (Offset Mount), Zinc Finish	DR	PMGR	12	6792N
8 Cyl., 350 cid 5.7L Gas		Mando, Black Finish version	MD	PMGR	12	6792N-MD
8 Cyl., 350 cid 5.7L Gas	1999-93	Delco 10MT, CW rot. Starter (Offset Mount), Std. Finish	DR	DD	12	6423N
8 Cyl., 350 cid 5.7L Gas		Delco 10MT, CW rot. Starter (Offset Pad Mount), Chrome Finish	DR	DD	12	6423CN
8 Cyl., 350 cid 5.7L Gas		Delco PG260L, CW Rot., (Offset Mount)	DR	PMGR	12	6562N
8 Cyl., 350 cid 5.7L Gas		Delco PG260M, CW Rot., (Offset Mount)	DR	PMGR	12	6562NM
8 Cyl., 350 cid 5.7L Gas		Mando System, CW Rot.	MD	PMGR	12	6792N-MD
8 Cyl., 350 cid 5.7L Gas	1997-94	Delco PG260L Starter, CW Rot., (Offset Mount)	DR	PMGR	12	6562N
8 Cyl., 350 cid 5.7L Gas		Delco PG260M Starter, CW Rot., (Offset Mount)	DR	PMGR	12	6562NM
5.7GiL						
8 Cyl., 350 cid 5.7L Gas	2007-00	Delco PG260L Starter (Flange Mount)	DR	PMGR	12	6793N
5.7GL						
8 Cyl., 350 cid 5.7L Gas	2007-01	Delco PG260G Starter (Offset Mount), Black Epoxy Finish	DR	PMGR	12	6792BN
8 Cyl., 350 cid 5.7L Gas	2007-00	Delco PG260G Starter (Offset Mount), Zinc Finish	DR	PMGR	12	6792N
8 Cyl., 350 cid 5.7L Gas		Mando, Black Finish version	MD	PMGR	12	6792N-MD
8 Cyl., 350 cid 5.7L Gas	1999-93	Delco 10MT, CW rot. Starter (Offset Mount), Std. Finish	DR	DD	12	6423N
8 Cyl., 350 cid 5.7L Gas		Delco 10MT, CW rot. Starter (Offset Pad Mount), Chrome Finish	DR	DD	12	6423CN
8 Cyl., 350 cid 5.7L Gas		Delco PG260L, CW Rot., (Offset Mount)	DR	PMGR	12	6562N
8 Cyl., 350 cid 5.7L Gas		Delco PG260M, CW Rot., (Offset Mount)	DR	PMGR	12	6562NM
8 Cyl., 350 cid 5.7L Gas		Mando System, CW Rot.	MD	PMGR	12	6792N-MD
8 Cyl., 350 cid 5.7L Gas	2000	Replacement PG260G Starter, Black Epoxy Finish	DR	PMGR	12	6792BN
5.7GLi						
8 Cyl., 350 cid 5.7L Gas	1999-93	Delco PG260L, CW Rot., (Offset Mount)	DR	PMGR	12	6562N
8 Cyl., 350 cid 5.7L Gas		Delco PG260M, CW Rot., (Offset Mount)	DR	PMGR	12	6562NM
8 Cyl., 350 cid 5.7L Gas		Mando System, CW Rot.	MD	PMGR	12	6792N-MD
5.7GS						
8 Cyl., 350 cid 5.7L Gas	1999-93	Delco PG260L, CW Rot., (Offset Mount)	DR	PMGR	12	6562N
8 Cyl., 350 cid 5.7L Gas		Delco PG260M, CW Rot., (Offset Mount)	DR	PMGR	12	6562NM
8 Cyl., 350 cid 5.7L Gas		Mando System, CW Rot.	MD	PMGR	12	6792N-MD
5.7GSi						
8 Cyl., 350 cid 5.7L Gas	1999-93	Delco PG260L, CW Rot., (Offset Mount)	DR	PMGR	12	6562N
8 Cyl., 350 cid 5.7L Gas		Delco PG260M, CW Rot., (Offset Mount)	DR	PMGR	12	6562NM
8 Cyl., 350 cid 5.7L Gas		Mando System, CW Rot.	MD	PMGR	12	6792N-MD
5.7GSiL						
8 Cyl., 350 cid 5.7L Gas	2002-00	Delco PG260L Starter (Flange Mount)	DR	PMGR	12	6793N

STARTERS

STARTER APPLICATIONS

ENGINE	YEAR	APPLICATION	Mfg	Type	Volt	PART NUMBER
VOLVO PENTA - Marine Engine (Cont'd)						
5.7GXl						
8 Cyl., 350 cid 5.7L Gas	2007-00	Delco PG260G Starter (Offset Mount), Black Epoxy Finish	DR	PMGR	12	6792BN
8 Cyl., 350 cid 5.7L Gas		Delco PG260G Starter (Offset Mount), Zinc Finish	DR	PMGR	12	6792N
8 Cyl., 350 cid 5.7L Gas		Mando, Black Finish version	MD	PMGR	12	6792N-MD
5.7GXIL						
8 Cyl., 350 cid 5.7L Gas	2007-00	Delco PG260L Starter (Flange Mount)	DR	PMGR	12	6793N
5.7OSi						
8 Cyl., 350 cid 5.7L Gas	2007-00	Delco PG260G Starter (Offset Mount), Black Epoxy Finish	DR	PMGR	12	6792BN
8 Cyl., 350 cid 5.7L Gas		Delco PG260G Starter (Offset Mount), Zinc Finish	DR	PMGR	12	6792N
8 Cyl., 350 cid 5.7L Gas		Mando, Black Finish version	MD	PMGR	12	6792N-MD
5.7OXi						
8 Cyl., 350 cid 5.7L Gas	2007-00	Delco PG260G Starter (Offset Mount), Black Epoxy Finish	DR	PMGR	12	6792BN
8 Cyl., 350 cid 5.7L Gas		Delco PG260G Starter (Offset Mount), Zinc Finish	DR	PMGR	12	6792N
8 Cyl., 350 cid 5.7L Gas		Mando, Black Finish version	MD	PMGR	12	6792N-MD
5.8Fi						
8 Cyl., 351 cid 5.8L Gas	1996-94	Ford PMGR Starter, CCW	FD	PMGR	12	3143N-PG
8 Cyl., 351 cid 5.8L Gas		Ford PMGR Starter, CW	FD	PMGR	12	3268N
5.8FL						
8 Cyl., 351 cid 5.8L Gas	1996-94	Ford PMGR Starter, CCW	FD	PMGR	12	3143N-PG
8 Cyl., 351 cid 5.8L Gas		Ford PMGR Starter, CW	FD	PMGR	12	3268N
5.8Fsi						
8 Cyl., 351 cid 5.8L Gas	1996-94	Ford PMGR Starter, CCW	FD	PMGR	12	3143N-PG
8 Cyl., 351 cid 5.8L Gas		Ford PMGR Starter, CW	FD	PMGR	12	3268N
500A,B						
8 Cyl., 305 cid 5.0L Gas (GM)	1993-89	Delco PG260L, CW Rot., (Offset Mount)	DR	PMGR	12	6562N
8 Cyl., 305 cid 5.0L Gas (GM)		Delco PG260M, CW Rot., (Offset Mount)	DR	PMGR	12	6562NM
8 Cyl., 305 cid 5.0L Gas (GM)		Mando System, CW Rot.	MD	PMGR	12	6792N-MD
501A,B						
8 Cyl., 305 cid 5.0L Gas (GM)	1993-89	Delco PG260L, CW Rot., (Offset Mount)	DR	PMGR	12	6562N
8 Cyl., 305 cid 5.0L Gas (GM)		Delco PG260M, CW Rot., (Offset Mount)	DR	PMGR	12	6562NM
8 Cyl., 305 cid 5.0L Gas (GM)		Mando System, CW Rot.	MD	PMGR	12	6792N-MD
570A						
8 Cyl., 350 cid 5.7L Gas	1993-89	Delco PG260L, CW Rot., (Offset Mount)	DR	PMGR	12	6562N
8 Cyl., 350 cid 5.7L Gas		Delco PG260M, CW Rot., (Offset Mount)	DR	PMGR	12	6562NM
8 Cyl., 350 cid 5.7L Gas		Mando System, CW Rot.	MD	PMGR	12	6792N-MD
572A,B						
8 Cyl., 350 cid 5.7L Gas	1998-91	Delco PG260L, CW Rot., (Offset Mount)	DR	PMGR	12	6562N
8 Cyl., 350 cid 5.7L Gas		Delco PG260M, CW Rot., (Offset Mount)	DR	PMGR	12	6562NM
8 Cyl., 350 cid 5.7L Gas		Mando System, CW Rot.	MD	PMGR	12	6792N-MD
7.4Gi						
8 Cyl., 454 cid 7.4L Gas	1999-94	Delco PG260G (Offset, Later, Repl. Earlier), Zinc Finish	DR	PMGR	12	6792N
8 Cyl., 454 cid 7.4L Gas		Delco PG260L, CW Rot., (Offset, Later Models)	DR	PMGR	12	6562N
8 Cyl., 454 cid 7.4L Gas		Delco PG260M, CW Rot., (Offset, Earlier Models)	DR	PMGR	12	6562NM
8 Cyl., 454 cid 7.4L Gas		Mando System, CW Rot.	MD	PMGR	12	6792N-MD
8 Cyl., 454 cid 7.4L Gas		Mando, Black Finish version	MD	PMGR	12	6792N-MD

STARTERS

STARTER APPLICATIONS

ENGINE	YEAR	APPLICATION	Mfg	Type	Volt	PART NUMBER
VOLVO PENTA - Marine Engine (Cont'd)						
7.4Gi (Cont'd)						
8 Cyl., 454 cid 7.4L Gas		Replacement PG260G Starter, Black Epoxy Finish	DR	PMGR	12	6792BN
7.4GL						
8 Cyl., 454 cid 7.4L Gas	1999-94	Delco 10MT, CW rot. Starter (Offset Mount), Std. Finish	DR	DD	12	6423N
8 Cyl., 454 cid 7.4L Gas		Delco 10MT, CW rot. Starter (Offset Pad Mount), Chrome Finish	DR	DD	12	6423CN
8 Cyl., 454 cid 7.4L Gas		Delco PG260L, CW Rot., (Offset Mount)	DR	PMGR	12	6562N
8 Cyl., 454 cid 7.4L Gas		Delco PG260M, CW Rot., (Offset Mount)	DR	PMGR	12	6562NM
8 Cyl., 454 cid 7.4L Gas		Mando System, CW Rot.	MD	PMGR	12	6792N-MD
7.4Gsi						
8 Cyl., 454 cid 7.4L Gas	1999-94	Delco PG260G (Offset, Later, Repl. Earlier), Zinc Finish	DR	PMGR	12	6792N
8 Cyl., 454 cid 7.4L Gas		Delco PG260L, CW Rot., (Offset, Later Models)	DR	PMGR	12	6562N
8 Cyl., 454 cid 7.4L Gas		Delco PG260M, CW Rot., (Offset, Earlier Models)	DR	PMGR	12	6562NM
8 Cyl., 454 cid 7.4L Gas		Mando System, CW Rot.	MD	PMGR	12	6792N-MD
8 Cyl., 454 cid 7.4L Gas		Mando, Black Finish version	MD	PMGR	12	6792N-MD
8 Cyl., 454 cid 7.4L Gas		Replacement PG260G Starter, Black Epoxy Finish	DR	PMGR	12	6792BN
740A,B						
8 Cyl., 454 cid 7.4L Gas	1993-89	Delco PG260L, CW Rot., (Offset Mount)	DR	PMGR	12	6562N
8 Cyl., 454 cid 7.4L Gas		Delco PG260M, CW Rot., (Offset Mount)	DR	PMGR	12	6562NM
8 Cyl., 454 cid 7.4L Gas		Mando System, CW Rot.	MD	PMGR	12	6792N-MD
8 Cyl., 454 cid 7.4L Gas	1992	Delco PG260L Starter, CW Rot., (Offset Mount)	DR	PMGR	12	6562N
8 Cyl., 454 cid 7.4L Gas		Delco PG260M Starter, CW Rot., (Offset Mount)	DR	PMGR	12	6562NM
8.1Gi						
8 Cyl., 496 cid 8.1L Gas	2007-00	Delco PG260G (Offset, Later, Repl. Earlier), Zinc Finish	DR	PMGR	12	6792N
8 Cyl., 496 cid 8.1L Gas		Delco PG260L, CW Rot., (Offset, Later Models)	DR	PMGR	12	6562N
8 Cyl., 496 cid 8.1L Gas		Delco PG260M, CW Rot., (Offset, Earlier Models)	DR	PMGR	12	6562NM
8 Cyl., 496 cid 8.1L Gas		Mando System, CW Rot.	MD	PMGR	12	6792N-MD
8 Cyl., 496 cid 8.1L Gas		Mando, Black Finish version	MD	PMGR	12	6792N-MD
8 Cyl., 496 cid 8.1L Gas		Replacement PG260G Starter, Black Epoxy Finish	DR	PMGR	12	6792BN
8.1GiL						
8 Cyl., 496 cid 8.1L Gas	2007-00	Delco 10MT Starter (Flange Mount)	DR	DD	12	6616N
8 Cyl., 496 cid 8.1L Gas		Delco PG260L Starter (Flange Mount)	DR	PMGR	12	6793N
8.1GSi						
8 Cyl., 496 cid 8.1L Gas	2002-00	Delco PG260G Starter (Offset Mount), Black Epoxy Finish	DR	PMGR	12	6792BN
8 Cyl., 496 cid 8.1L Gas		Delco PG260G Starter (Offset Mount), Zinc Finish	DR	PMGR	12	6792N
8 Cyl., 496 cid 8.1L Gas		Mando, Black Finish version	MD	PMGR	12	6792N-MD
8.1GSiL						
8 Cyl., 496 cid 8.1L Gas	2002-00	Delco 10MT Starter (Flange Mount)	DR	DD	12	6616N
8 Cyl., 496 cid 8.1L Gas		Delco PG260L Starter (Flange Mount)	DR	PMGR	12	6793N
8.1GXi						
8 Cyl., 496 cid 8.1L Gas	2007-00	Delco PG260G (Offset, Later, Repl. Earlier), Zinc Finish	DR	PMGR	12	6792N
8 Cyl., 496 cid 8.1L Gas		Delco PG260L, CW Rot., (Offset, Later Models)	DR	PMGR	12	6562N
8 Cyl., 496 cid 8.1L Gas		Delco PG260M, CW Rot., (Offset, Earlier Models)	DR	PMGR	12	6562NM
8 Cyl., 496 cid 8.1L Gas		Mando System, CW Rot.	MD	PMGR	12	6792N-MD
8 Cyl., 496 cid 8.1L Gas		Mando, Black Finish version	MD	PMGR	12	6792N-MD
8 Cyl., 496 cid 8.1L Gas		Replacement PG260G Starter, Black Epoxy Finish	DR	PMGR	12	6792BN
8.1GXiL						
8 Cyl., 496 cid 8.1L Gas	2007-00	Delco 10MT Starter (Flange Mount)	DR	DD	12	6616N
8 Cyl., 496 cid 8.1L Gas		Delco PG260L Starter (Flange Mount)	DR	PMGR	12	6793N
8.1OSi						
8 Cyl., 496 cid 8.1L Gas	2007-01	Delco PG260G (Offset, Later, Repl. Earlier), Zinc Finish	DR	PMGR	12	6792N
8 Cyl., 496 cid 8.1L Gas		Delco PG260L, CW Rot., (Offset, Later Models)	DR	PMGR	12	6562N

STARTERS

STARTER APPLICATIONS

ENGINE	YEAR	APPLICATION	Mfg	Type	Volt	PART NUMBER
VOLVO PENTA - Marine Engine (Cont'd)						
8.10SI (Cont'd)						
8 Cyl., 496 cid 8.1L Gas		Delco PG260M, CW Rot., (Offset, Earlier Models)	DR	PMGR	12	6562NM
8 Cyl., 496 cid 8.1L Gas		Mando System, CW Rot.	MD	PMGR	12	6792N-MD
8 Cyl., 496 cid 8.1L Gas		Mando, Black Finish version	MD	PMGR	12	6792N-MD
8 Cyl., 496 cid 8.1L Gas		Replacement PG260G Starter, Black Epoxy Finish	DR	PMGR	12	6792BN
8.2GL						
8 Cyl., 502 cid 8.2L Gas	1999-94	Delco 10MT, CW rot. Starter (Offset Mount), Std. Finish	DR	DD	12	6423N
8 Cyl., 502 cid 8.2L Gas		Delco 10MT, CW rot. Starter (Offset Pad Mount), Chrome Finish	DR	DD	12	6423CN
8 Cyl., 502 cid 8.2L Gas		Delco PG260L, CW Rot., (Offset Mount)	DR	PMGR	12	6562N
8 Cyl., 502 cid 8.2L Gas		Delco PG260M, CW Rot., (Offset Mount)	DR	PMGR	12	6562NM
8 Cyl., 502 cid 8.2L Gas		Mando System, CW Rot.	MD	PMGR	12	6792N-MD
8.2GSi						
8 Cyl., 502 cid 8.2L Gas	1999-94	Delco PG260G (Offset, Later, Repl. Earlier), Zinc Finish	DR	PMGR	12	6792N
8 Cyl., 502 cid 8.2L Gas		Delco PG260L, CW Rot., (Offset, Later Models)	DR	PMGR	12	6562N
8 Cyl., 502 cid 8.2L Gas		Delco PG260M, CW Rot., (Offset, Earlier Models)	DR	PMGR	12	6562NM
8 Cyl., 502 cid 8.2L Gas		Mando System, CW Rot.	MD	PMGR	12	6792N-MD
8 Cyl., 502 cid 8.2L Gas		Mando, Black Finish version	MD	PMGR	12	6792N-MD
8 Cyl., 502 cid 8.2L Gas		Replacement PG260G Starter, Black Epoxy Finish	DR	PMGR	12	6792BN
8 Cyl., 502 cid 8.2L Gas	1998	Delco PG260G (Offset, Later, Repl. Earlier), Black Epoxy Finish	DR	PMGR	12	6792BN
AD31,A,B,D,L,P,X						
4 Cyl., 146 cid 2.4L Diesel	2004-86	Valeo OSGR Starter (12V)	VA	OSGR	12	17316N
AD41A,B,D,L,P						
6 Cyl., 219 cid 3.6L Diesel	2005-88	Valeo OSGR Starter (12V)	VA	OSGR	12	17316N
AQ125,A,B						
4 Cyl. Gas	1985-81	Hitachi DD Starter	BO	PMGR	12	17135N
4 Cyl. Gas		Valeo PMGR Starter	VA	PMGR	12	17315N
AQ131A,B,C,D						
4 Cyl. Gas	1989-85	Hitachi DD Starter	BO	PMGR	12	17135N
4 Cyl. Gas		Valeo PMGR Starter	VA	PMGR	12	17315N
AQ145A						
4 Cyl. Gas	1985-79	Hitachi DD Starter	BO	PMGR	12	17135N
4 Cyl. Gas		Valeo PMGR Starter	VA	PMGR	12	17315N
AQ145B						
4 Cyl. Gas	1985-79	Hitachi DD Starter	BO	PMGR	12	17135N
4 Cyl. Gas		Valeo PMGR Starter	VA	PMGR	12	17315N
AQ151A,B,C						
4 Cyl. Gas	1989-85	Hitachi DD Starter	BO	PMGR	12	17135N
4 Cyl. Gas		Valeo PMGR Starter	VA	PMGR	12	17315N
AQ171A,C						
4 Cyl. Gas	1994-86	Hitachi DD Starter	BO	PMGR	12	17135N
4 Cyl. Gas		Valeo PMGR Starter	VA	PMGR	12	17315N
AQ175A						
6 Cyl. Gas	1985-81	Delco 10MT Starter, Standard Finish	DR	DD	12	3550N
6 Cyl. Gas		Delco PMGR Starter, CW Rot.	DR	PMGR	12	6563N
AQ190A						
8 Cyl. Gas	1977-76	Ford System (CW)	FD	DD	12	3182N

STARTERS

STARTER APPLICATIONS

ENGINE	YEAR	APPLICATION	Mfg	Type	Volt	PART NUMBER
VOLVO PENTA - Marine Engine (Cont'd)						
AQ200A,B,C,D,F						
8 Cyl. Gas	1986-69	Delco 10MT Starter (CW), Standard Finish	DR	DD	12	3550N
8 Cyl. Gas		Delco PMGR Starter, CW Rot.	DR	PMGR	12	6563N
AQ205A						
6 Cyl. Gas	1989-88	Delco 10MT Starter (CW), Standard Finish	DR	DD	12	3550N
6 Cyl. Gas		Delco PMGR Starter, CW Rot.	DR	PMGR	12	6563N
AQ211A						
8 Cyl. Gas	1989-86	Delco 10MT Starter (CW), Standard Finish	DR	DD	12	3550N
8 Cyl. Gas		Delco PMGR Starter, CW Rot.	DR	PMGR	12	6563N
AQ225A,B,C,D,F						
8 Cyl. Gas	1986-73	Delco 10MT Starter (CW), Standard Finish	DR	DD	12	3550N
8 Cyl. Gas		Delco PMGR Starter, CW Rot.	DR	PMGR	12	6563N
AQ231A,B						
8 Cyl. Gas	1989-86	Delco 10MT Starter (CW), Standard Finish	DR	DD	12	3550N
8 Cyl. Gas		Delco PMGR Starter, CW Rot.	DR	PMGR	12	6563N
AQ240A						
8 Cyl. Gas	1977-76	Ford System (CW)	FD	DD	12	3182N
AQ251						
Various	All	Valeo PMGR Starter	VA	PMGR	12	17315N
AQ255A,B						
8 Cyl. Gas	1978-77	Delco 10MT Starter (CW), Standard Finish	DR	DD	12	3550N
AQ260A,B						
8 Cyl. Gas	1985-79	Delco PMGR Starter, CW Rot.	DR	PMGR	12	6563N
8 Cyl. Gas	1985-78	Delco 10MT Starter (CW), Standard Finish	DR	DD	12	3550N
8 Cyl. Gas		Delco PMGR Starter, CW Rot.	DR	PMGR	12	6563N
8 Cyl. Gas	1978	Delco PMGR Starter, CW Rot.	DR	PMGR	12	6563N
AQ271A,B,C						
8 Cyl. Gas	1989-86	Delco 10MT Starter (CW), Standard Finish	DR	DD	12	3550N
8 Cyl. Gas		Delco PMGR Starter, CW Rot.	DR	PMGR	12	6563N
AQ280A						
8 Cyl. Gas	1979-78	Delco 10MT Starter (CW), Standard Finish	DR	DD	12	3550N
AQ290A						
8 Cyl. Gas	1985-79	Delco 10MT Starter (CW), Standard Finish	DR	DD	12	3550N
8 Cyl. Gas		Delco PMGR Starter, CW Rot.	DR	PMGR	12	6563N
AQ311A,B						
8 Cyl. Gas	1989-86	Delco 10MT Starter (CW), Standard Finish	DR	DD	12	3550N
8 Cyl. Gas		Delco PMGR Starter, CW Rot.	DR	PMGR	12	6563N
AQAD30A						
4 Cyl. Diesel	1986-83	Valeo System	VA	OSGR	12	17316N
AQAD31A						
4 Cyl. Diesel	1989-86	Valeo System	VA	OSGR	12	17316N
AQAD32						
Various	All	Valeo System	VA	OSGR	12	17316N
AQAD40A,B						
6 Cyl., 219 cid 3.6L Diesel	1986-80	Valeo System	VA	OSGR	12	17316N

STARTERS

STARTER APPLICATIONS

ENGINE	YEAR	APPLICATION	Mfg	Type	Volt	PART NUMBER
VOLVO PENTA - Marine Engine (Cont'd)						
AQAD41						
Various	All	Valeo System	VA	OSGR	12	17316N
AQAD41A,B,D						
6 Cyl., 219 cid 3.6L Diesel	1994-86	Valeo System	VA	OSGR	12	17316N
AQD40A,B						
6 Cyl. Diesel	1986-77	Paris Rhone System	VA	OSGR	12	17316N
6 Cyl. Diesel		Valeo Replacement Unit	VA	OSGR	12	17316N
AQD41						
6 Cyl. Diesel	All	Paris Rhone System	VA	OSGR	12	17316N
6 Cyl. Diesel		Valeo Replacement Unit	VA	OSGR	12	17316N
AQD41A						
6 Cyl. Diesel	1989-86	Paris Rhone System	VA	OSGR	12	17316N
6 Cyl. Diesel		Valeo Replacement Unit	VA	OSGR	12	17316N
BB145A						
4 Cyl. Gas	1985-79	Hitachi DD Starter	BO	PMGR	12	17135N
4 Cyl. Gas		Valeo PMGR Starter	VA	PMGR	12	17315N
BB225A,B,C						
8 Cyl. Gas	1977-73	Delco 10MT Starter, Standard Finish	DR	DD	12	3550N
BB231A						
8 Cyl. Gas	1987	Delco 10MT Starter (CW), Standard Finish	DR	DD	12	3550N
8 Cyl. Gas		Delco PMGR Starter, CW Rot.	DR	PMGR	12	6563N
BB260A,B,C						
8 Cyl. Gas	1987-78	Delco 10MT Starter (CW), Standard Finish	DR	DD	12	3550N
8 Cyl. Gas		Delco PMGR Starter, CW Rot.	DR	PMGR	12	6563N
BB261A						
8 Cyl. Gas	1989-88	Delco 10MT Starter (CW), Standard Finish	DR	DD	12	3550N
8 Cyl. Gas		Delco PMGR Starter, CW Rot.	DR	PMGR	12	6563N
D3-130						
5 Cyl., 146 cid 2.4L Diesel	2007-03	Volvo 3803646 (Can Use 3801204)	BO	PMGR	12	32638N
D3-160						
5 Cyl., 146 cid 2.4L Diesel	2007-03	Volvo 3803646 (Can Use 3801204)	BO	PMGR	12	32638N
D3-190						
5 Cyl., 146 cid 2.4L Diesel	2007-05	Volvo 3803646 (Can Use 3801204)	BO	PMGR	12	32638N
D41A,B,D,L						
6 Cyl., 219 cid 3.6L Diesel	1999-88	Valeo System	VA	OSGR	12	17316N
DPX375						
8 Cyl., 496 cid 8.1L Gas	2002-00	Delco PG260G Starter (Offset Mount), Zinc Finish	DR	PMGR	12	6792N
8 Cyl., 496 cid 8.1L Gas		Delco PMGR Starter, Black Epoxy Finish	DR	PMGR	12	6792BN
8 Cyl., 496 cid 8.1L Gas		Mando, Black Finish version	MD	PMGR	12	6792N-MD
DPX385						
8 Cyl., 454 cid 7.4L Gas	2000-96	Delco PG260G Starter (Offset Mount), Zinc Finish	DR	PMGR	12	6792N
8 Cyl., 454 cid 7.4L Gas		Delco PMGR Starter, Black Epoxy Finish	DR	PMGR	12	6792BN
8 Cyl., 454 cid 7.4L Gas		Mando, Black Finish version	MD	PMGR	12	6792N-MD

STARTERS

STARTER APPLICATIONS

ENGINE	YEAR	APPLICATION	Mfg	Type	Volt	PART NUMBER
VOLVO PENTA - Marine Engine (Cont'd)						
DPX415						
8 Cyl., 502 cid 8.2L Gas	2000-96	Delco PG260L, CW Rot., (Offset Mount)	DR	PMGR	12	6562N
8 Cyl., 502 cid 8.2L Gas		Delco PG260M, CW Rot., (Offset Mount)	DR	PMGR	12	6562NM
8 Cyl., 502 cid 8.2L Gas		Mando System, CW Rot.	MD	PMGR	12	6792N-MD
DPX420						
8 Cyl., 496 cid 8.1L Gas	2002-00	Delco PG260G Starter (Offset Mount), Zinc Finish	DR	PMGR	12	6792N
8 Cyl., 496 cid 8.1L Gas		Delco PMGR Starter, Black Epoxy Finish	DR	PMGR	12	6792BN
8 Cyl., 496 cid 8.1L Gas		Mando, Black Finish version	MD	PMGR	12	6792N-MD
DPX500						
8 Cyl., 502 cid 8.2L Gas	2002-99	Delco PG260G Starter (Offset Mount), Zinc Finish	DR	PMGR	12	6792N
8 Cyl., 502 cid 8.2L Gas		Delco PMGR Starter, Black Epoxy Finish	DR	PMGR	12	6792BN
8 Cyl., 502 cid 8.2L Gas		Mando, Black Finish version	MD	PMGR	12	6792N-MD
DPX525						
8 Cyl., 502 cid 8.2L Gas	2002-99	Delco PG260G Starter (Offset Mount), Zinc Finish	DR	PMGR	12	6792N
8 Cyl., 502 cid 8.2L Gas		Delco PMGR Starter, Black Epoxy Finish	DR	PMGR	12	6792BN
8 Cyl., 502 cid 8.2L Gas		Mando, Black Finish version	MD	PMGR	12	6792N-MD
DPX600						
8 Cyl., 502 cid 8.2L Gas	2002-99	Delco PG260G Starter (Offset Mount), Zinc Finish	DR	PMGR	12	6792N
8 Cyl., 502 cid 8.2L Gas		Delco PMGR Starter, Black Epoxy Finish	DR	PMGR	12	6792BN
8 Cyl., 502 cid 8.2L Gas		Mando, Black Finish version	MD	PMGR	12	6792N-MD
IPS500G						
8 Cyl., 496 cid 8.1L Gas	2007	Delco PG260G Starter (Offset Mount), Zinc Finish	DR	PMGR	12	6792N
8 Cyl., 496 cid 8.1L Gas		Delco PMGR Starter, Black Epoxy Finish	DR	PMGR	12	6792BN
8 Cyl., 496 cid 8.1L Gas		Mando, Black Finish version	MD	PMGR	12	6792N-MD
KAD300						
6 Cyl., 219 cid 3.6L Diesel	2005-01	Valeo System	VA	OSGR	12	17316N
KAD32P						
4 Cyl., 146 cid 2.4L Diesel	2005-96	Valeo System	VA	OSGR	12	17316N
KAD42A,B,P						
6 Cyl., 219 cid 3.6L Diesel	2001-91	Valeo System	VA	OSGR	12	17316N
KAD43DP						
Various	All	ND, OSGR, 12T	ND	OSGR	12	18424N
KAD43P						
6 Cyl., 219 cid 3.6L Diesel	2005-97	Valeo System	VA	OSGR	12	17316N
KAD44P						
6 Cyl., 219 cid 3.6L Diesel	2004-97	Valeo System	VA	OSGR	12	17316N
KAMD300						
6 Cyl., 219 cid 3.6L Diesel	2004-01	Valeo System	VA	OSGR	12	17316N
KAMD42A,B,P						
6 Cyl., 219 cid 3.6L Diesel	1997-91	Valeo System	VA	OSGR	12	17316N

STARTERS

STARTER APPLICATIONS

ENGINE	YEAR	APPLICATION	Mfg	Type	Volt	PART NUMBER
VOLVO PENTA - Marine Engine (Cont'd)						
KAMD43P						
6 Cyl., 219 cid 3.6L Diesel	2005-97	Valeo System	VA	OSGR	12	17316N
KAMD44P						
6 Cyl., 219 cid 3.6L Diesel	2004-99	Valeo System	VA	OSGR	12	17316N
MD30,A						
4 Cyl. Diesel	1986-83	Paris Rhone System	VA	OSGR	12	17316N
4 Cyl. Diesel		Valeo Replacement Unit	VA	OSGR	12	17316N
MD31A						
4 Cyl. Diesel	1994-86	Valeo System	VA	OSGR	12	17316N
MD40A						
6 Cyl. Diesel	1985-76	Paris Rhone System	VA	OSGR	12	17316N
6 Cyl. Diesel		Valeo Replacement Unit	VA	OSGR	12	17316N
TAMD30,A,B,C						
4 Cyl. Diesel	1986-83	Paris Rhone System	VA	OSGR	12	17316N
4 Cyl. Diesel		Valeo Replacement Unit	VA	OSGR	12	17316N
TAMD31A,B,D,L,M,P,S,X						
4 Cyl. Diesel	2004-85	Paris Rhone System	VA	OSGR	12	17316N
4 Cyl. Diesel		Valeo Replacement Unit	VA	OSGR	12	17316N
TAMD40A,B,C						
6 Cyl. Diesel	1986-79	Paris Rhone System	VA	OSGR	12	17316N
6 Cyl. Diesel		Valeo Replacement Unit	VA	OSGR	12	17316N
TAMD41A						
6 Cyl., 219 cid 3.6L Diesel	2005-86	Paris Rhone System	VA	OSGR	12	17316N
6 Cyl., 219 cid 3.6L Diesel		Valeo Replacement Unit	VA	OSGR	12	17316N
TAMD41B,D,H,L,M,P						
6 Cyl., 219 cid 3.6L Diesel	2005-86	Paris Rhone System	VA	OSGR	12	17316N
6 Cyl., 219 cid 3.6L Diesel		Valeo Replacement Unit	VA	OSGR	12	17316N
TAMD42A,B,WJ						
6 Cyl., 219 cid 3.6L Diesel	2003-92	Valeo System	VA	OSGR	12	17316N
TMD30A,B						
4 Cyl. Diesel	1986-83	Paris Rhone System	VA	OSGR	12	17316N
4 Cyl. Diesel		Valeo Replacement Unit	VA	OSGR	12	17316N
TMD31A,B,D,L						
4 Cyl., 146 cid 2.4L Diesel	1997-86	Valeo System	VA	OSGR	12	17316N
TMD40A,B,C						
6 Cyl. Diesel	1986-76	Paris Rhone System	VA	OSGR	12	17316N
6 Cyl. Diesel		Valeo Replacement Unit	VA	OSGR	12	17316N
TMD41A,B,D,L						
6 Cyl., 219 cid 3.6L Diesel	1997-86	Valeo System	VA	OSGR	12	17316N

STARTERS

STARTER APPLICATIONS

STARTERS

ENGINE	YEAR	APPLICATION	Mfg	Type	Volt	PART NUMBER
WAUKESHA - Marine Engine						
302						
8 Cyl., 302 cid 5.0L Ford	1976-71	w/CW	FD	DD	12	3182N
351						
8 Cyl., 351 cid 5.8L Ford	1976-71	w/CW	FD	DD	12	3182N
460						
8 Cyl., 460 cid 7.5L Ford	1977-72	w/CW	FD	DD	12	3142N
464						
8 Cyl.	1977-72	w/CW	FD	DD	12	3142N
WESTERBEKE - Marine Engine						
108B Six						
6 Cyl. Diesel	1994-91	Delco System	DR	OSGR	12	6572N
108C Six						
6 Cyl., 247 cid 4.1L Diesel	2007-94	Delco System	DR	OSGR	12	6572N
12C Two						
2 Cyl., 39 cid 0.6L Diesel	2007-92	Mitsubishi System	MI	OSGR	12	16720
20B Two						
2 Cyl., 39 cid 0.6L Diesel	2007-87	Mitsubishi System	MI	OSGR	12	16720
30B Three						
3 Cyl., 58 cid 1.0L Diesel	2007-87	Mitsubishi System	MI	OSGR	12	16720
35B Three						
3 Cyl., 68 cid 1.1L Diesel	2000-87	Mitsubishi System	MI	OSGR	12	16720
64A Four						
4 Cyl., 182 cid 3.0L Diesel	2007-03	Delco System	DR	OSGR	12	6572N
71C Four						
4 Cyl., 154 cid 2.5L Diesel	2007-94	Delco System	DR	OSGR	12	6572N
82B Four						
4 Cyl., 182 cid 3.0L Diesel	2007-91	Delco System	DR	OSGR	12	6572N
90A Four						
4 Cyl., 211 cid 3.5L Diesel	2007-99	Delco System	DR	OSGR	12	6572N
W41G						
Gas Engines	1993-86	Mitsubishi System	MI	OSGR	12	16720
W70G						
91 cid 1.5L Gas	2001-88	Mitsubishi System	MI	OSGR	12	16720
YAMAHA - Outboard Motor						
115ETL						
Various	1990-84	Hitachi System	HI	DD	12	18314N
115ETLJD						
Various	1990-87	Hitachi System	HI	DD	12	18314N

STARTER APPLICATIONS

ENGINE	YEAR	APPLICATION	Mfg	Type	Volt	PART NUMBER
YAMAHA - Outboard Motor (Cont'd)						
115ETX						
Various	1990-84	Hitachi System	HI	DD	12	18314N
115TJR						
Various	1999-97	Hitachi System	HI	PMDD	12	18315N
Various	1996-91	Hitachi System	HI	DD	12	18314N
115TLR						
Various	2008-02	Hitachi System	HI	PMDD	12	18315N
Various	1998-97	Hitachi System	HI	PMDD	12	18315N
Various	1996-91	Hitachi System	HI	DD	12	18314N
115TR						
Various	2000	Hitachi System	HI	PMDD	12	18315N
115TXR						
Various	2008-02	Hitachi System	HI	PMDD	12	18315N
Various	1995-91	Hitachi System	HI	DD	12	18314N
130ETL						
Various	1990-88	Hitachi System	HI	DD	12	18314N
130ETX						
Various	1990-88	Hitachi System	HI	DD	12	18314N
130TLR						
Various	2004-02	Hitachi System	HI	PMDD	12	18315N
Various	1999-97	Hitachi System	HI	PMDD	12	18315N
Various	1996-91	Hitachi System	HI	DD	12	18314N
130TR						
Various	2000	Hitachi System	HI	PMDD	12	18315N
130TXR						
Various	2004-02	Hitachi System	HI	PMDD	12	18315N
Various	1995-91	Hitachi System	HI	DD	12	18314N
150ETL						
Various	1990-85	Hitachi System	HI	DD	12	18314N
150ETX						
Various	1990-85	Hitachi System	HI	DD	12	18314N
150TJR						
Various	1999-98	Hitachi System	HI	PMDD	12	18315N
Various	1997	Hitachi System	HI	PMDD	12	18315N
Various	1996	Hitachi System	HI	DD	12	18314N
150TLR						
Various	1996-91	Hitachi System	HI	DD	12	18314N
Various	1998	Hitachi System	HI	PMDD	12	18315N
Various	1997	Hitachi System	HI	PMDD	12	18315N
150TR						
Various	2000	Hitachi System	HI	PMDD	12	18315N
150TXR						
Various	2008-01	Hitachi System	HI	PMDD	12	18315N
Various	1995-91	Hitachi System	HI	DD	12	18314N
15EL						
Various	1990-86	Hitachi System	HI	PMDD	12	18301N
Various	1985-84	Hitachi System	HI	PMDD	12	18301N

STARTERS

STARTER APPLICATIONS

ENGINE	YEAR	APPLICATION	Mfg	Type	Volt	PART NUMBER
YAMAHA - Outboard Motor (Cont'd)						
15ELH						
Various	1997-91	Hitachi System	HI	PMDD	12	18301N
15ES						
Various	1990-86	Hitachi System	HI	PMDD	12	18301N
Various	1985-84	Hitachi System	HI	PMDD	12	18301N
15ESH						
Various	1997-91	Hitachi System	HI	PMDD	12	18301N
15L						
Various	1990-86	Hitachi System	HI	PMDD	12	18301N
Various	1985-84	Hitachi System	HI	PMDD	12	18301N
15MLH						
Various	1997-91	Hitachi System	HI	PMDD	12	18301N
15MSH						
Various	1997-91	Hitachi System	HI	PMDD	12	18301N
15S						
Various	1990-86	Hitachi System	HI	PMDD	12	18301N
Various	1985-84	Hitachi System	HI	PMDD	12	18301N
175ETL						
Various	1990-85	Hitachi System	HI	DD	12	18314N
175ETX						
Various	1990-85	Hitachi System	HI	DD	12	18314N
175TLR						
Various	1996-91	Hitachi System	HI	DD	12	18314N
Various	1998	Hitachi System	HI	PMDD	12	18315N
Various	1997	Hitachi System	HI	PMDD	12	18315N
175TR						
Various	2000	Hitachi System	HI	PMDD	12	18315N
175TXR						
Various	1995-91	Hitachi System	HI	DD	12	18314N
200ETL						
Various	1990-84	Hitachi System	HI	DD	12	18314N
200ETLJD						
Various	1990-89	Hitachi System	HI	DD	12	18314N
200ETX						
Various	1990-84	Hitachi System	HI	DD	12	18314N
200TJR						
Various	1995-91	Hitachi System	HI	DD	12	18314N
200TLR						
Various	1996-91	Hitachi System	HI	DD	12	18314N
Various	1998	Hitachi System	HI	PMDD	12	18315N
Various	1997	Hitachi System	HI	PMDD	12	18315N
200TXR						
Various	1995-91	Hitachi System	HI	DD	12	18314N
225ETL						
Various	1990	Hitachi System	HI	PMDD	12	18351N

STARTERS

STARTER APPLICATIONS

ENGINE	YEAR	APPLICATION	Mfg	Type	Volt	PART NUMBER
YAMAHA - Outboard Motor (Cont'd)						
225ETX						
Various	1990	Hitachi System	HI	PMDD	12	18351N
225TLR						
Various	1996-94	Hitachi System	HI	PMDD	12	18351N
Various	1993-91	Hitachi System	HI	PMDD	12	18351N
Various	1997	Hitachi System	HI	PMDD	12	18315N
225TUR						
Various	1995	Hitachi System	HI	PMDD	12	18351N
225TXR						
Various	1995-94	Hitachi System	HI	PMDD	12	18351N
Various	1993-91	Hitachi System	HI	PMDD	12	18351N
250ETX						
Various	1990	Hitachi System	HI	PMDD	12	18351N
250TUR						
Various	1995-91	Hitachi System	HI	PMDD	12	18351N
250TXR						
Various	1995-91	Hitachi System	HI	PMDD	12	18351N
25EL						
Various	1985-84	Hitachi System	HI	PMDD	12	18310N
25ES						
Various	1985-84	Hitachi System	HI	PMDD	12	18310N
25L						
Various	1985-84	Hitachi System	HI	PMDD	12	18310N
25MHZ						
Various	2001	Hitachi System	HI	PMDD	12	18346N
25MLH						
Various	1999	Hitachi System	HI	PMDD	12	18346N
25MSH						
Various	1999	Hitachi System	HI	PMDD	12	18346N
25S						
Various	1985-84	Hitachi System	HI	PMDD	12	18310N
30EH						
Various	1999	Hitachi System	HI	PMDD	12	18346N
30EL						
Various	1990-87	Hitachi System	HI	PMDD	12	18346N
Various	1986-84	Hitachi System	HI	PMDD	12	18310N
30ELH						
Various	2001-96	Hitachi System	HI	PMDD	12	18346N
30ELR						
Various	2001-96	Hitachi System	HI	PMDD	12	18346N
Various	1993-91	Hitachi System	HI	PMDD	12	18346N
30ER						
Various	1999	Hitachi System	HI	PMDD	12	18346N
30ES						
Various	1990-87	Hitachi System	HI	PMDD	12	18346N

STARTERS

STARTER APPLICATIONS

ENGINE	YEAR	APPLICATION	Mfg	Type	Volt	PART NUMBER
YAMAHA - Outboard Motor (Cont'd)						
30ES (Cont'd)						
Various	1986-84	Hitachi System	HI	PMDD	12	18310N
30ESR						
Various	1998-96	Hitachi System	HI	PMDD	12	18346N
Various	1993-91	Hitachi System	HI	PMDD	12	18346N
30L						
Various	1990-87	Hitachi System	HI	PMDD	12	18346N
30MH						
Various	1999	Hitachi System	HI	PMDD	12	18346N
30MLH						
Various	2001-96	Hitachi System	HI	PMDD	12	18346N
Various	1993-91	Hitachi System	HI	PMDD	12	18346N
30MSH						
Various	2002-96	Hitachi System	HI	PMDD	12	18346N
Various	1993-91	Hitachi System	HI	PMDD	12	18346N
30S						
Various	1990-87	Hitachi System	HI	PMDD	12	18346N
40EJR						
Various	1999-91	Hitachi System	HI	PMDD	12	18346N
40EL						
Various	1990-89	Hitachi System	HI	PMDD	12	18346N
Various	1986-84	Hitachi System	HI	PMDD	12	18345N
40ELR						
Various	1998-91	Hitachi System	HI	PMDD	12	18346N
40ES						
Various	1990-89	Hitachi System	HI	PMDD	12	18346N
Various	1986-84	Hitachi System	HI	PMDD	12	18345N
40ESR						
Various	1999-91	Hitachi System	HI	PMDD	12	18346N
40ETL						
Various	1990-89	Hitachi System	HI	PMDD	12	18346N
Various	1986-85	Hitachi System	HI	PMDD	12	18345N
40L						
Various	1990-89	Hitachi System	HI	PMDD	12	18346N
Various	1986-84	Hitachi System	HI	PMDD	12	18345N
40MH						
Various	2000	Hitachi System	HI	PMDD	12	18346N
40MJH						
Various	2001-91	Hitachi System	HI	PMDD	12	18346N
40MLH						
Various	2001-91	Hitachi System	HI	PMDD	12	18346N
40MSH						
Various	1999-91	Hitachi System	HI	PMDD	12	18346N
40PLR						
Various	1994-91	Hitachi System	HI	PMDD	12	18346N

STARTERS

STARTER APPLICATIONS

ENGINE	YEAR	APPLICATION	Mfg	Type	Volt	PART NUMBER
YAMAHA - Outboard Motor (Cont'd)						
40S						
Various	1990-89	Hitachi System	HI	PMDD	12	18346N
Various	1986-84	Hitachi System	HI	PMDD	12	18345N
40SJD						
Various	1990-89	Hitachi System	HI	PMDD	12	18346N
40TLH						
Various	1997-96	Hitachi System	HI	PMDD	12	18346N
40TLR						
Various	2008-94	Hitachi System	HI	PMDD	12	18346N
50EJR						
Various	1999-92	Hitachi System	HI	PMDD	12	18346N
Various	1991	Hitachi System	HI	PMDD	12	18346N
50EL						
Various	1990-89	Hitachi System	HI	PMDD	12	18346N
Various	1988-86	Hitachi System	HI	PMDD	12	18345N
50ELR						
Various	1995-92	Hitachi System	HI	PMDD	12	18346N
Various	1991	Hitachi System	HI	PMDD	12	18346N
50ER						
Various	2000	Hitachi System	HI	PMDD	12	18346N
50ES						
Various	1990-89	Hitachi System	HI	PMDD	12	18346N
Various	1988-86	Hitachi System	HI	PMDD	12	18345N
50ESJD						
Various	1990-89	Hitachi System	HI	PMDD	12	18346N
Various	1988-87	Hitachi System	HI	PMDD	12	18345N
50ETL						
Various	1986	Hitachi System	HI	PMDD	12	18345N
50ETML						
Various	1990	Hitachi System	HI	PMDD	12	18346N
50TH						
Various	1994	Hitachi System	HI	PMDD	12	18346N
50TLH						
Various	1997-92	Hitachi System	HI	PMDD	12	18346N
Various	1991	Hitachi System	HI	PMDD	12	18346N
50TLR						
Various	2008-97	Hitachi System	HI	PMDD	12	18346N
60TLR						
Various	2006-02	Hitachi System	HI	PMDD	12	18311N
70ETL						
Various	1990-84	Hitachi System	HI	PMDD	12	18311N
70TLR						
Various	2008-91	Hitachi System	HI	PMDD	12	18311N
70TRX						
Various	1999	Hitachi System	HI	PMDD	12	18311N

STARTERS

STARTER APPLICATIONS

ENGINE	YEAR	APPLICATION	Mfg	Type	Volt	PART NUMBER
YAMAHA - Outboard Motor (Cont'd)						
9.9EL						
Various	1990-86	Hitachi System	HI	PMDD	12	18301N
Various	1985-84	Hitachi System	HI	PMDD	12	18301N
9.9ELH						
Various	1996-91	Hitachi System	HI	PMDD	12	18301N
9.9ELR						
Various	1997-96	Hitachi System	HI	PMDD	12	18301N
9.9ES						
Various	1990-86	Hitachi System	HI	PMDD	12	18301N
Various	1985-84	Hitachi System	HI	PMDD	12	18301N
9.9ESH						
Various	1997-91	Hitachi System	HI	PMDD	12	18301N
9.9L						
Various	1990-86	Hitachi System	HI	PMDD	12	18301N
Various	1985-84	Hitachi System	HI	PMDD	12	18301N
9.9MLH						
Various	1997-91	Hitachi System	HI	PMDD	12	18301N
9.9MSH						
Various	1997-91	Hitachi System	HI	PMDD	12	18301N
9.9S						
Various	1990-86	Hitachi System	HI	PMDD	12	18301N
Various	1985-84	Hitachi System	HI	PMDD	12	18301N
90ETL						
Various	1990-84	Hitachi System	HI	DD	12	18344N
90ETLJD						
Various	1990-87	Hitachi System	HI	DD	12	18344N
90ETX						
Various	1984	Hitachi System	HI	DD	12	18344N
90TJR						
Various	2001-91	Hitachi System	HI	DD	12	18344N
90TLR						
Various	2008-91	Hitachi System	HI	DD	12	18344N
B115TLR						
Various	1999-98	Hitachi System	HI	PMDD	12	18315N
B90TLR						
Various	1999-98	Hitachi System	HI	DD	12	18344N
C115TLR						
Various	1999-98	Hitachi System	HI	PMDD	12	18315N
Various	1996-91	Hitachi System	HI	DD	12	18314N
Various	1997	Hitachi System	HI	PMDD	12	18315N
C115TR						
Various	2000	Hitachi System	HI	PMDD	12	18315N
C115TXR						
Various	1999-98	Hitachi System	HI	PMDD	12	18315N
Various	1996-92	Hitachi System	HI	DD	12	18314N
Various	1997	Hitachi System	HI	PMDD	12	18315N

STARTERS

STARTER APPLICATIONS

ENGINE	YEAR	APPLICATION	Mfg	Type	Volt	PART NUMBER
YAMAHA - Outboard Motor (Cont'd)						
C150TLR						
Various	1999-97	Hitachi System	HI	PMDD	12	18315N
Various	1996	Hitachi System	HI	DD	12	18314N
C150TXR						
Various	1999-97	Hitachi System	HI	PMDD	12	18315N
Various	1996	Hitachi System	HI	DD	12	18314N
C25ELH						
Various	1997-93	Hitachi System	HI	PMDD	12	18310N
C25ELR						
Various	1997-91	Hitachi System	HI	PMDD	12	18310N
C25MLH						
Various	1997-93	Hitachi System	HI	PMDD	12	18310N
C25MSH						
Various	1997-93	Hitachi System	HI	PMDD	12	18310N
C30ELR						
Various	1997-91	Hitachi System	HI	PMDD	12	18310N
C40ELR						
Various	1997-91	Hitachi System	HI	PMDD	12	18310N
C40ESH						
Various	1997	Hitachi System	HI	PMDD	12	18310N
C40MLH						
Various	1995	Hitachi System	HI	PMDD	12	18310N
C40MSH						
Various	1997-92	Hitachi System	HI	PMDD	12	18310N
C40PLR						
Various	1997-92	Hitachi System	HI	PMDD	12	18310N
C40TLR						
Various	2002-97	Hitachi System	HI	PMDD	12	18346N
C50TLR						
Various	2001-98	Hitachi System	HI	PMDD	12	18346N
C55ELR						
Various	1995-91	Hitachi System	HI	DD	12	18313N
C55TLR						
Various	1995-93	Hitachi System	HI	DD	12	18313N
C60TLR						
Various	2001-96	Hitachi System	HI	PMDD	12	18311N
C70TLR						
Various	2001-00	Hitachi System	HI	PMDD	12	18311N
C75TLR						
Various	1999-94	Hitachi System	HI	DD	12	18344N
C80TLR						
Various	1997	Hitachi System	HI	DD	12	18344N
C85TLR						
Various	1996-91	Hitachi System	HI	DD	12	18344N

STARTERS

STARTER APPLICATIONS

ENGINE	YEAR	APPLICATION	Mfg	Type	Volt	PART NUMBER
YAMAHA - Outboard Motor (Cont'd)						
C90TLR						
Various	2001-97	Hitachi System	HI	DD	12	18344N
CV25EL						
Various	1990	Hitachi System	HI	PMDD	12	18310N
CV25EML						
Various	1990	Hitachi System	HI	PMDD	12	18310N
CV30EL						
Various	1990	Hitachi System	HI	PMDD	12	18310N
CV40EL						
Various	1990	Hitachi System	HI	PMDD	12	18310N
CV85EL						
Various	1990	Hitachi System	HI	DD	12	18344N
CV85ETL						
Various	1990	Hitachi System	HI	DD	12	18344N
D150TLR						
Various	1999-97	Hitachi System	HI	PMDD	12	18315N
DX150TLR						
Various	2005-99	Hitachi System	HI	PMDD	12	18315N
F100TLR						
Various	2002-01	Hitachi System	HI	PMGR	12	18347N
Various	2000	Hitachi System	HI	PMGR	12	18347N
Various	1999	Hitachi System	HI	PMGR	12	18347N
F100TXR						
Various	2002-01	Hitachi System	HI	PMGR	12	18347N
Various	2000	Hitachi System	HI	PMGR	12	18347N
Various	1999	Hitachi System	HI	PMGR	12	18347N
F115TJR						
Various	2008-01	Hitachi System	HI	PMGR	12	18349N
F115TLR						
Various	2008-01	Hitachi System	HI	PMGR	12	18349N
Various	2000	Hitachi System	HI	PMGR	12	18349N
F115TXR						
Various	2008-01	Hitachi System	HI	PMGR	12	18349N
Various	2000	Hitachi System	HI	PMGR	12	18349N
F150TLR						
Various	2008-04	Hitachi System	HI	PMGR	12	18442N
F150TXR						
Various	2008-04	Hitachi System	HI	PMGR	12	18442N
F225TLR						
Various	2008-06	Hitachi System	HI	PMGR	12	18442N
F25EH						
Various	2000	All	UT	PMDD	12	5769N
F25ELH						
Various	2008-05	All	UT	PMDD	12	5769N
Various	2004-00	All	UT	PMDD	12	5769N
Various	1999-98	All	UT	PMDD	12	5769N

STARTERS

STARTER APPLICATIONS

ENGINE	YEAR	APPLICATION	Mfg	Type	Volt	PART NUMBER
YAMAHA - Outboard Motor (Cont'd)						
F25ELR						
Various	2008-05	All	UT	PMDD	12	5769N
Various	2004-00	All	UT	PMDD	12	5769N
Various	1999-98	All	UT	PMDD	12	5769N
F25ESH						
Various	2008-05	All	UT	PMDD	12	5769N
Various	2004-00	All	UT	PMDD	12	5769N
Various	1999-98	All	UT	PMDD	12	5769N
F25ESR						
Various	2008-05	All	UT	PMDD	12	5769N
Various	2004-01	All	UT	PMDD	12	5769N
F25MH						
Various	2000	All	UT	PMDD	12	5769N
F25MLH						
Various	2008-05	All	UT	PMDD	12	5769N
Various	2004-00	All	UT	PMDD	12	5769N
Various	1999	All	UT	PMDD	12	5769N
F25MSH						
Various	2008-05	All	UT	PMDD	12	5769N
Various	2004-00	All	UT	PMDD	12	5769N
Various	1999	All	UT	PMDD	12	5769N
F25TLR						
Various	2008-05	All	UT	PMDD	12	5769N
Various	2004-00	All	UT	PMDD	12	5769N
Various	1999-98	All	UT	PMDD	12	5769N
F30TLR						
Various	2008-05	All	UT	PMDD	12	5769N
Various	2004-01	All	UT	PMDD	12	5769N
F40BEJR						
Various	2008	All	UT	PMDD	12	5769N
F40BMJH						
Various	2008	All	UT	PMDD	12	5769N
F40BMLH						
Various	2008	All	UT	PMDD	12	5769N
F40BTLR						
Various	2008	All	UT	PMDD	12	5769N
F40EJR						
Various	2007-06	All	UT	PMDD	12	5769N
Various	2004-03	All	UT	PMDD	12	5769N
Various	2005	All	UT	PMDD	12	5769N
F40ESR						
Various	2004-00	All	UT	PMDD	12	5769N
F40MH						
Various	2000	All	UT	PMDD	12	5769N
F40MJH						
Various	2007-06	All	UT	PMDD	12	5769N
Various	2004-01	All	UT	PMDD	12	5769N
Various	2005	All	UT	PMDD	12	5769N

STARTERS

STARTER APPLICATIONS

ENGINE	YEAR	APPLICATION	Mfg	Type	Volt	PART NUMBER
YAMAHA - Outboard Motor (Cont'd)						
F40MLH						
Various	2007-06	All	UT	PMDD	12	5769N
Various	2004-01	All	UT	PMDD	12	5769N
Various	2005	All	UT	PMDD	12	5769N
F40MSH						
Various	2007-06	All	UT	PMDD	12	5769N
Various	2004-01	All	UT	PMDD	12	5769N
Various	2005	All	UT	PMDD	12	5769N
F40TLR						
Various	2007-06	All	UT	PMDD	12	5769N
Various	2004-00	All	UT	PMDD	12	5769N
Various	2005	All	UT	PMDD	12	5769N
Various	1999	Hitachi System	HI	DD	12	18314N
F50TJR						
Various	2002-01	Hitachi System	HI	DD	12	18314N
F50TLH						
Various	1998-96	Hitachi System	HI	DD	12	18314N
F50TLR						
Various	2002-96	Hitachi System	HI	DD	12	18314N
F75TLR						
Various	2008-05	Hitachi System	HI	PMGR	12	18349N
Various	2004-03	Hitachi System	HI	PMGR	12	18347N
F80TJR						
Various	2002-01	Hitachi System	HI	PMGR	12	18347N
F80TLR						
Various	2002-01	Hitachi System	HI	PMGR	12	18347N
Various	2000	Hitachi System	HI	PMGR	12	18347N
Various	1999	Hitachi System	HI	PMGR	12	18347N
F9.9ELR						
Various	2005-01	Hitachi System	HI	PMDD	12	18346N
F9.9MLH						
Various	2005-99	Hitachi System	HI	PMDD	12	18346N
F9.9MSH						
Various	2005-99	Hitachi System	HI	PMDD	12	18346N
F90TJR						
Various	2004-03	Hitachi System	HI	PMGR	12	18347N
F90TLR						
Various	2004-03	Hitachi System	HI	PMGR	12	18347N
FT9.9EL						
Various	1990-85	Hitachi System	HI	PMDD	12	18346N
FT9.9ERL						
Various	1990	Hitachi System	HI	PMDD	12	18346N
FT9.9EX						
Various	1990-85	Hitachi System	HI	PMDD	12	18346N
FT9.9X						
Various	1990-85	Hitachi System	HI	PMDD	12	18346N

STARTERS

STARTER APPLICATIONS

ENGINE	YEAR	APPLICATION	Mfg	Type	Volt	PART NUMBER
YAMAHA - Outboard Motor (Cont'd)						
L130ETX						
Various	1990-89	Hitachi System	HI	DD	12	18314N
L130TR						
Various	2000	Hitachi System	HI	PMDD	12	18315N
L130TXR						
Various	1999-97	Hitachi System	HI	PMDD	12	18315N
Various	1996-91	Hitachi System	HI	DD	12	18314N
L150ETX						
Various	1990-86	Hitachi System	HI	DD	12	18314N
L150TXR						
Various	1999-98	Hitachi System	HI	PMDD	12	18315N
Various	1996-91	Hitachi System	HI	DD	12	18314N
Various	1997	Hitachi System	HI	PMDD	12	18315N
L200ETX						
Various	1990-86	Hitachi System	HI	DD	12	18314N
L200TLR						
Various	1995	Hitachi System	HI	DD	12	18314N
L200TXR						
Various	1999-98	Hitachi System	HI	PMDD	12	18315N
Various	1996-91	Hitachi System	HI	DD	12	18314N
Various	1997	Hitachi System	HI	PMDD	12	18315N
L225TUR						
Various	1996-95	Hitachi System	HI	PMDD	12	18351N
L225TXR						
Various	1999-94	Hitachi System	HI	PMDD	12	18351N
L250ETX						
Various	1990	Hitachi System	HI	PMDD	12	18351N
L250TLR						
Various	1991	Hitachi System	HI	PMDD	12	18351N
L250TUR						
Various	1999-92	Hitachi System	HI	PMDD	12	18351N
L250TXR						
Various	1999-92	Hitachi System	HI	PMDD	12	18351N
LF115TR						
Various	2000	Hitachi System	HI	PMGR	12	18349N
LF115TXR						
Various	2008-01	Hitachi System	HI	PMGR	12	18349N
LF150TXR						
Various	2008-04	Hitachi System	HI	PMGR	12	18442N
LF225TUR						
Various	1998-97	Hitachi System	HI	PMDD	12	18351N
LF225TXR						
Various	1998-97	Hitachi System	HI	PMDD	12	18351N
LF250TUR						
Various	2008-05	Hitachi System	HI	PMGR	12	18442N

STARTERS

STARTER APPLICATIONS

ENGINE	YEAR	APPLICATION	Mfg	Type	Volt	PART NUMBER
YAMAHA - Outboard Motor (Cont'd)						
LF250TXR						
Various	2008-05	Hitachi System	HI	PMGR	12	18442N
LX150TXR						
Various	2001-99	Hitachi System	HI	PMDD	12	18315N
LX200TXR						
Various	2001-99	Hitachi System	HI	PMDD	12	18315N
LX225						
Various	2000	Hitachi System	HI	PMDD	12	18351N
LX225TXR						
Various	2002-01	Hitachi System	HI	PMDD	12	18351N
LX250TR						
Various	2000	Hitachi System	HI	PMDD	12	18351N
LX250TUR						
Various	2002-01	Hitachi System	HI	PMDD	12	18351N
LX250TXR						
Various	2002-01	Hitachi System	HI	PMDD	12	18351N
LZ150TR						
Various	2000	Hitachi System	HI	PMGR	12	18348N
LZ150TXR						
Various	2006-01	Hitachi System	HI	PMGR	12	18348N
LZ200TR						
Various	2000	Hitachi System	HI	PMGR	12	18348N
LZ200TXR						
Various	2008-01	Hitachi System	HI	PMGR	12	18348N
P115TLR						
Various	1996-93	Hitachi System	HI	DD	12	18314N
P150TLR						
Various	1999-97	Hitachi System	HI	PMDD	12	18315N
Various	1996-91	Hitachi System	HI	DD	12	18314N
P175TLR						
Various	1999-97	Hitachi System	HI	PMDD	12	18315N
Various	1996-94	Hitachi System	HI	DD	12	18314N
P200TLR						
Various	1999-97	Hitachi System	HI	PMDD	12	18315N
Various	1996-91	Hitachi System	HI	PMDD	12	18351N
P40EJR						
Various	1998	Hitachi System	HI	PMDD	12	18346N
P40TLH						
Various	1998	Hitachi System	HI	PMDD	12	18346N
P50TLR						
Various	1996-93	Hitachi System	HI	PMDD	12	18346N
Various	1992-91	Hitachi System	HI	PMDD	12	18346N
P60TLH						
Various	1999-91	Hitachi System	HI	PMDD	12	18311N

STARTERS

STARTER APPLICATIONS

ENGINE	YEAR	APPLICATION	Mfg	Type	Volt	PART NUMBER
YAMAHA - Outboard Motor (Cont'd)						
P75TLH						
Various	1999-96	Hitachi System	HI	DD	12	18344N
PRO150L						
Various	1990-86	Hitachi System	HI	DD	12	18314N
PRO50L						
Various	1990-88	Hitachi System	HI	PMDD	12	18346N
Various	1987	Hitachi System	HI	PMDD	12	18345N
PX150TLR						
Various	1999	Hitachi System	HI	PMDD	12	18315N
S115TLR						
Various	1999-97	Hitachi System	HI	PMDD	12	18315N
Various	1996	Hitachi System	HI	DD	12	18314N
S115TXR						
Various	1999-97	Hitachi System	HI	PMDD	12	18315N
Various	1996	Hitachi System	HI	DD	12	18314N
S130TLR						
Various	1999-97	Hitachi System	HI	PMDD	12	18315N
Various	1996	Hitachi System	HI	DD	12	18314N
S130TXR						
Various	1999-96	Hitachi System	HI	DD	12	18314N
S150TLR						
Various	1999-98	Hitachi System	HI	PMDD	12	18315N
Various	1997	Hitachi System	HI	PMDD	12	18315N
Various	1996	Hitachi System	HI	DD	12	18314N
S150TSR						
Various	1996	Hitachi System	HI	DD	12	18314N
S150TXR						
Various	1999-98	Hitachi System	HI	PMDD	12	18315N
Various	1997	Hitachi System	HI	PMDD	12	18315N
S175TXR						
Various	1999-98	Hitachi System	HI	PMDD	12	18315N
Various	1997	Hitachi System	HI	PMDD	12	18315N
Various	1996	Hitachi System	HI	DD	12	18314N
S200TXR						
Various	1999-98	Hitachi System	HI	PMDD	12	18315N
Various	1997	Hitachi System	HI	PMDD	12	18315N
Various	1996	Hitachi System	HI	DD	12	18314N
S225TUR						
Various	1999-96	Hitachi System	HI	PMDD	12	18351N
S225TXR						
Various	1999-96	Hitachi System	HI	PMDD	12	18351N
S250TUR						
Various	1997-96	Hitachi System	HI	PMDD	12	18351N
S250TXR						
Various	1999-96	Hitachi System	HI	PMDD	12	18351N
SX150TLR						
Various	1999	Hitachi System	HI	PMDD	12	18315N

STARTERS

STARTER APPLICATIONS

ENGINE	YEAR	APPLICATION	Mfg	Type	Volt	PART NUMBER
YAMAHA - Outboard Motor (Cont'd)						
SX150TXR						
Various	2004-99	Hitachi System	HI	PMDD	12	18315N
SX200TLR						
Various	2004-03	Hitachi System	HI	PMDD	12	18315N
SX200TXR						
Various	2005-01	Hitachi System	HI	PMDD	12	18315N
SX225TR						
Various	2000	Hitachi System	HI	PMDD	12	18351N
SX225TUR						
Various	2002-01	Hitachi System	HI	PMDD	12	18351N
SX225TXR						
Various	2002-01	Hitachi System	HI	PMDD	12	18351N
SX250TR						
Various	2000	Hitachi System	HI	PMDD	12	18351N
SX250TUR						
Various	2002-01	Hitachi System	HI	PMDD	12	18351N
SX250TXR						
Various	2002-01	Hitachi System	HI	PMDD	12	18351N
T25TLR						
Various	2006-05	Denso System	UT	PMDD	12	5769N
Various	2004-01	Denso System	UT	PMDD	12	5769N
T50TLR						
Various	2002-96	Hitachi System	HI	DD	12	18314N
T9.9ELH						
Various	2005-91	Hitachi System	HI	PMDD	12	18346N
T9.9ELR						
Various	2005-91	Hitachi System	HI	PMDD	12	18346N
T9.9EXH						
Various	2005-91	Hitachi System	HI	PMDD	12	18346N
T9.9EXR						
Various	2001-97	Hitachi System	HI	PMDD	12	18346N
T9.9MLH						
Various	1997-96	Hitachi System	HI	PMDD	12	18346N
T9.9MXH						
Various	1997-91	Hitachi System	HI	PMDD	12	18346N
V150TLR						
Various	2008-00	Hitachi System	HI	PMDD	12	18315N
V175TLR						
Various	2000	Hitachi System	HI	PMDD	12	18315N
V200TLR						
Various	1999-98	Hitachi System	HI	PMDD	12	18351N
V225TLR						
Various	1999-98	Hitachi System	HI	PMDD	12	18351N

STARTERS

STARTER APPLICATIONS

ENGINE	YEAR	APPLICATION	Mfg	Type	Volt	PART NUMBER
YAMAHA - Outboard Motor (Cont'd)						
V6 EXCEL L						
Various	1989-87	Hitachi System	HI	PMDD	12	18351N
V6 EXCEL X						
Various	1989-87	Hitachi System	HI	PMDD	12	18351N
V6 SPECIAL						
Various	1986-85	Hitachi System	HI	DD	12	18314N
VX150TLR						
Various	2004-00	Hitachi System	HI	PMDD	12	18315N
VX200TLR						
Various	2005-04	Hitachi System	HI	PMDD	12	18351N
Various	2003-00	Hitachi System	HI	PMDD	12	18351N
VX225TLR						
Various	2004-00	Hitachi System	HI	PMDD	12	18351N
VX250TLR						
Various	2004-02	Hitachi System	HI	PMDD	12	18351N
VZ150TLR						
Various	2008-00	Hitachi System	HI	PMGR	12	18348N
VZ175TLR						
Various	2008-01	Hitachi System	HI	PMGR	12	18348N
VZ200TLR						
Various	2004-01	Hitachi System	HI	PMGR	12	18348N
Z150TLR						
Various	2004-01	Hitachi System	HI	PMGR	12	18348N
Z150TR						
Various	2000	Hitachi System	HI	PMGR	12	18348N
Z150TXR						
Various	2006-01	Hitachi System	HI	PMGR	12	18348N
Z175TXR						
Various	2006-01	Hitachi System	HI	PMGR	12	18348N
Z200TLR						
Various	2006-01	Hitachi System	HI	PMGR	12	18348N
Z200TR						
Various	2000	Hitachi System	HI	PMGR	12	18348N
Z200TXR						
Various	2008-01	Hitachi System	HI	PMGR	12	18348N
YAMAHA - Personal Watercraft						
FX1000 FX140						
998cc	2004-03	Mitsuba System	MT	PMDD	12	18433N
FX1000 WaveRunner FX						
998cc	2008-05	Mitsuba System	MT	PMDD	12	18433N
FX1100 WaveRunner FX HO						
1052cc	2008-04	Mitsuba System	MT	PMDD	12	18433N

STARTERS

STARTER APPLICATIONS

ENGINE	YEAR	APPLICATION	Mfg	Type	Volt	PART NUMBER
YAMAHA - Personal Watercraft (Cont'd)						
FX700 FX-1						
700cc	1995-94	Mitsuba System	MT	PMDD	12	18420N
GP1200 WaveRunner GP1200						
1176cc	2002-97	All	MT	PMDD	12	18421N
GP1300 WaveRunner GP1300R						
1297cc	2008-03	Mitsuba System	MT	PMDD	12	18421N
GP760 WaveRunner GP760						
760cc	2000-97	Mitsuba System	MT	PMDD	12	18894N
GP800 WaveRunner GP800						
800cc	2000-98	Mitsuba System	MT	PMDD	12	18421N
GP800A WaveRunner GP800R						
800cc	2005-01	Mitsuba System	MT	PMDD	12	18421N
RA1100 WaveRaider 1100						
1052cc	1996-95	Mitsuba System	MT	PMDD	12	18421N
RA700 WaveRaider						
699cc	1997-94	Mitsuba System	MT	PMDD	12	18420N
RA760 WaveRaider 760						
760cc	1996	Mitsuba System	MT	PMDD	12	18894N
SJ650 Super Jet						
650cc	1993-90	Mitsuba System	MT	PMDD	12	18420N
SJ700 Super Jet						
701cc	2008-94	All	MT	PMDD	12	18420N
SV1200 WaveRunner SUV1200						
1176cc	2004-99	All	MT	PMDD	12	18421N
VX1100 WaveRunner 1100 Sport						
1052cc	2006-05	Mitsuba System	MT	PMDD	12	18436N
VX1100 WaveRunner VX						
1052cc	2008-07	Mitsuba System	MT	PMDD	12	18436N
WB700 WaveBlaster						
700cc	1996-94	All	MT	PMDD	12	18420N
WB760 WaveBlaster 760						
760cc	1997-96	Mitsuba System	MT	PMDD	12	18894N
WJ500 WaveJammer						
500cc	1990-87	Hitachi System	HI	DD	12	18303N
WR500 WaveRunner						
499cc	1993-87	Hitachi System	HI	DD	12	18303N
WR650 WaveRunner LX						
650cc	1993-90	All	MT	PMDD	12	18420N
WRA650 WaveRunner III						
650cc	1996-90	All	MT	PMDD	12	18420N
WRA700 WaveRunner III 700						
696cc	1997	Mitsuba System	MT	PMDD	12	18420N
WRA700 WaveRunner III GP						
696cc	1995	Mitsuba System	MT	PMDD	12	18420N

STARTERS

STARTER APPLICATIONS

ENGINE	YEAR	APPLICATION	Mfg	Type	Volt	PART NUMBER
YAMAHA - Personal Watercraft (Cont'd)						
WRB650 WaveRunner VXR						
650cc	1995-91	Mitsuba System	MT	PMDD	12	18420N
WRB700 WaveRunner Pro VXR						
696cc	1994-93	Mitsuba System	MT	PMDD	12	18420N
WVT1100 WaveVenture 1100						
1052cc	1997-96	Mitsuba System	MT	PMDD	12	18421N
WVT700 WaveVenture 700						
696cc	1998-95	Mitsuba System	MT	PMDD	12	18420N
WVT760 WaveVenture 760						
760cc	1997	Mitsuba System	MT	PMDD	12	18894N
XL1200 WaveRunner XL1200						
1176cc	1998	All	MT	PMDD	12	18421N
Various	2000-99	All	MT	PMDD	12	18421N
XL700 WaveRunner XL700						
696cc	2001-99	Mitsuba System	MT	PMDD	12	18420N
XL700A WaveVenture XL700						
696cc	2004-02	Mitsuba System	MT	PMDD	12	18420N
XL760 WaveRunner XL760						
760cc	1999-98	Mitsuba System	MT	PMDD	12	18894N
XL800 Wave Runner						
784cc	2001-00	Mitsuba System	MT	PMDD	12	18421N
XLT1200 Wave Runner						
1176cc	2005-01	Mitsuba System	MT	PMDD	12	18421N
XLT800 Wave Runner						
784cc	2004-02	Mitsuba System	MT	PMDD	12	18421N
YAMAHA - Sportboat						
EXS1200 Exciter						
Various	1999-98	Mitsuba System	MT	PMDD	12	18421N
EXT1100 Exciter						
Various	1998-96	Mitsuba System	MT	PMDD	12	18421N
EXT1200 Exciter						
Various	1999-98	Mitsuba System	MT	PMDD	12	18421N
LST1200						
Various	2005-99	All	MT	PMDD	12	18421N
SRT1000						
Various	2005-03	Mitsuba System	MT	PMDD	12	18433N
SRT1100						
Various	2005	Mitsuba System	MT	PMDD	12	18433N
XRT1200						
Various	2001-00	Mitsuba System	MT	PMDD	12	18421N

STARTERS

STARTER APPLICATIONS

ENGINE	YEAR	APPLICATION	Mfg	Type	Volt	PART NUMBER
YANMAR - Marine Engine						
1GM						
1 Cyl., 19.41 cid 0.318L						
Diesel	1984-80	Hitachi System	HI	DD	12	18209N
Various	1989-81	Hitachi System	HI	DD	12	18209N
1GM10						
1 Cyl., 19.41 cid 0.318L						
Diesel	1990-82	Hitachi System	HI	DD	12	18209N
1GM10C						
1 Cyl., 19.41 cid 0.318L						
Diesel	1984-82	Hitachi System	HI	DD	12	18209N
2GM						
2 Cyl. Diesel						
Various	1984-80	Hitachi System	HI	DD	12	18209N
Various	1989-81	Hitachi System	HI	DD	12	18209N
2GM20						
2 Cyl., 38.81 cid 0.636L						
Diesel	1990-82	Hitachi System	HI	DD	12	18209N
2GMF						
2 Cyl. Diesel						
	1984-80	Hitachi System	HI	DD	12	18209N
2QM						
2 Cyl. Diesel						
	1974-On	Hitachi System	ND	OSGR	12	17002
3GM						
3 Cyl. Diesel						
Various	1984-80	Hitachi System	HI	DD	12	18209N
Various	1989-81	Hitachi System	HI	DD	12	18209N
3GM30						
3 Cyl. Diesel						
	1990-82	Hitachi System	HI	DD	12	18209N
3GMD						
3 Cyl. Diesel						
	1990-82	Hitachi System	HI	DD	12	18209N
3GMF						
3 Cyl. Diesel						
	1990-82	Hitachi System	HI	DD	12	18209N
3HM						
3 Cyl. Diesel						
	1984-80	Hitachi System	ND	OSGR	12	18205N-ND
3HM35						
3 Cyl. Diesel						
	1992-82	Hitachi System	ND	OSGR	12	18205N-ND
3HMF						
3 Cyl. Diesel						
	1984-80	Hitachi System	ND	OSGR	12	18205N-ND
3JH2						
3 Cyl. Diesel						
	1999-91	Hitachi System	HI	OSGR	12	18205N
3 Cyl. Diesel						
		Nippondenso Replacement	ND	OSGR	12	18205N-ND
3JH2BE						
3 Cyl. Diesel						
	1999-91	Hitachi System	HI	OSGR	12	18205N
3 Cyl. Diesel						
		Nippondenso Replacement	ND	OSGR	12	18205N-ND
3JH2E						
3 Cyl. Diesel						
	1999-91	Hitachi System	HI	OSGR	12	18205N
3 Cyl. Diesel						
		Nippondenso Replacement	ND	OSGR	12	18205N-ND
3JH3						
3 Cyl. Diesel						
	2003-99	Hitachi System	HI	PMGR	12	18219N

STARTERS

STARTER APPLICATIONS

ENGINE	YEAR	APPLICATION	Mfg	Type	Volt	PART NUMBER
YANMAR - Marine Engine (Cont'd)						
3JH3E						
3 Cyl. Diesel	All	Hitachi System	HI	PMGR	12	18219N
3JH3E-YEU						
3 Cyl. Diesel	All	Hitachi System	HI	PMGR	12	18219N
3JH3Z						
3 Cyl. Diesel	All	Hitachi System	HI	OSGR	12	18205N
3 Cyl. Diesel		Nippondenso Replacement	ND	OSGR	12	18205N-ND
3QM						
3 Cyl. Diesel	1974-On	Hitachi System	ND	OSGR	12	17002
3QM30						
3 Cyl. Diesel	1980-76	Hitachi System	ND	OSGR	12	17002
3QM30F						
3 Cyl. Diesel	1980-76	Hitachi System	ND	OSGR	12	17002
3QM30H						
3 Cyl. Diesel	1980-76	Hitachi System	ND	OSGR	12	17002
3TNE84						
3 Cyl. Diesel	1982-On	Hitachi System	HI	OSGR	12	18205N
3 Cyl. Diesel		Nippondenso Replacement	ND	OSGR	12	18205N-ND
3TNE88						
3 Cyl. Diesel	1982-On	Hitachi System	HI	OSGR	12	18205N
3 Cyl. Diesel		Nippondenso Replacement	ND	OSGR	12	18205N-ND
4JH						
4 Cyl. Diesel	1990-82	Hitachi System	ND	OSGR	12	18205N-ND
4 Cyl. Diesel	1982-On	Hitachi System	HI	OSGR	12	18205N
4 Cyl. Diesel		Nippondenso Replacement	ND	OSGR	12	18205N-ND
4JH2-CE						
4 Cyl. Diesel	1988-On	Hitachi System	HI	OSGR	12	18205N
4 Cyl. Diesel		Nippondenso Replacement	ND	OSGR	12	18205N-ND
4JH2-DTE						
4 Cyl. Diesel	1988-On	Hitachi System	HI	OSGR	12	18205N
4 Cyl. Diesel		Nippondenso Replacement	ND	OSGR	12	18205N-ND
4JH2-E						
4 Cyl. Diesel	1988-On	Hitachi System	HI	OSGR	12	18205N
4 Cyl. Diesel		Nippondenso Replacement	ND	OSGR	12	18205N-ND
4JH2-HTE						
4 Cyl. Diesel	1988-On	Hitachi System	HI	OSGR	12	18205N
4 Cyl. Diesel		Nippondenso Replacement	ND	OSGR	12	18205N-ND
4JH2L-HTNE						
4 Cyl. Diesel	1988-On	Hitachi System	HI	OSGR	12	18205N
4 Cyl. Diesel		Nippondenso Replacement	ND	OSGR	12	18205N-ND
4JH2L-TNE						
4 Cyl. Diesel	1988-On	Hitachi System	HI	OSGR	12	18205N
4 Cyl. Diesel		Nippondenso Replacement	ND	OSGR	12	18205N-ND
4JH2-TE						
4 Cyl. Diesel	1988-On	Hitachi System	HI	OSGR	12	18205N
4 Cyl. Diesel		Nippondenso Replacement	ND	OSGR	12	18205N-ND

STARTERS

STARTER APPLICATIONS

ENGINE	YEAR	APPLICATION	Mfg	Type	Volt	PART NUMBER
YANMAR - Marine Engine (Cont'd)						
4JH2-UTE						
4 Cyl. Diesel	1988-On	Hitachi System	HI	OSGR	12	18205N
4 Cyl. Diesel		Nippondenso Replacement	ND	OSGR	12	18205N-ND
4JH3						
4 Cyl. Diesel	2003-94	Hitachi System	HI	OSGR	12	18205N
4 Cyl. Diesel		Nippondenso Replacement	ND	OSGR	12	18205N-ND
4JH3-CE						
4 Cyl. Diesel	2003-94	Hitachi System	HI	OSGR	12	18205N
4 Cyl. Diesel		Nippondenso Replacement	ND	OSGR	12	18205N-ND
4JH3-DTE						
4 Cyl. Diesel	2003-94	Hitachi System	HI	OSGR	12	18205N
4 Cyl. Diesel		Nippondenso Replacement	ND	OSGR	12	18205N-ND
4JH3E						
4 Cyl. Diesel	2003-94	Hitachi System	HI	PMGR	12	18219N
4JH3-HTE						
4 Cyl. Diesel	2003-94	Hitachi System	HI	OSGR	12	18205N
4 Cyl. Diesel		Nippondenso Replacement	ND	OSGR	12	18205N-ND
4JH3-TCE						
4 Cyl. Diesel	2003-94	Hitachi System	HI	OSGR	12	18205N
4 Cyl. Diesel		Nippondenso Replacement	ND	OSGR	12	18205N-ND
4JH3-TE						
4 Cyl. Diesel	2003-94	Hitachi System	HI	OSGR	12	18205N
4 Cyl. Diesel		Nippondenso Replacement	ND	OSGR	12	18205N-ND
4JH3-TE-YEU						
4 Cyl. Diesel	2003-94	Hitachi System	HI	OSGR	12	18205N
4 Cyl. Diesel		Nippondenso Replacement	ND	OSGR	12	18205N-ND
4JH3ZA						
4 Cyl. Diesel	2003-94	Hitachi System	HI	OSGR	12	18205N
4 Cyl. Diesel		Nippondenso Replacement	ND	OSGR	12	18205N-ND
4JH-DTE						
4 Cyl. Diesel	1990-82	Hitachi System	ND	OSGR	12	18205N-ND
4JHE						
4 Cyl. Diesel	1990-82	Hitachi System	ND	OSGR	12	18205N-ND
4JH-HT						
4 Cyl. Diesel	1990-82	Hitachi System	ND	OSGR	12	18205N-ND
4JH-HT-E						
4 Cyl. Diesel	1990-82	Hitachi System	ND	OSGR	12	18205N-ND
4JH-HT-Z						
4 Cyl. Diesel	1990-82	Hitachi System	ND	OSGR	12	18205N-ND
4 Cyl. Diesel	1982-On	Hitachi System	HI	OSGR	12	18205N
4 Cyl. Diesel		Nippondenso Replacement	ND	OSGR	12	18205N-ND
4JH-T						
4 Cyl. Diesel	1990-82	Hitachi System	ND	OSGR	12	18205N-ND
4 Cyl. Diesel	1982-On	Hitachi System	HI	OSGR	12	18205N
4 Cyl. Diesel		Nippondenso Replacement	ND	OSGR	12	18205N-ND
4JH-TE						
4 Cyl. Diesel	1990-82	Hitachi System	ND	OSGR	12	18205N-ND

STARTERS

STARTER APPLICATIONS

ENGINE	YEAR	APPLICATION	Mfg	Type	Volt	PART NUMBER
YANMAR - Marine Engine (Cont'd)						
4JH-TZ						
4 Cyl. Diesel	1990-82	Hitachi System	ND	OSGR	12	18205N-ND
4 Cyl. Diesel	1982-On	Hitachi System	HI	OSGR	12	18205N
4 Cyl. Diesel		Nippondenso Replacement	ND	OSGR	12	18205N-ND
4JHZ						
4 Cyl. Diesel	1990-82	Hitachi System	ND	OSGR	12	18205N-ND
4 Cyl. Diesel	1982-On	Hitachi System	HI	OSGR	12	18205N
4 Cyl. Diesel		Nippondenso Replacement	ND	OSGR	12	18205N-ND
4LHA-DTE						
4 Cyl. Diesel	All	Hitachi System	MD	OSGR	12	19839N
4LHA-DTZ						
4 Cyl. Diesel	All	Hitachi System	MD	OSGR	12	19839N
4LHA-HTE						
4 Cyl. Diesel	All	Hitachi System	MD	OSGR	12	19839N
4LHA-HTZE						
4 Cyl. Diesel	All	Hitachi System	MD	OSGR	12	19839N
4LHA-STE						
4 Cyl. Diesel	All	Hitachi System	MD	OSGR	12	19839N
4LHA-STZE						
4 Cyl. Diesel	All	Hitachi System	MD	OSGR	12	19839N
4LH-DTE						
4 Cyl. Diesel	1987-On	Hitachi System	MD	OSGR	12	19839N
4LH-HTE						
4 Cyl. Diesel	1987-On	Hitachi System	MD	OSGR	12	19839N
4LH-STE						
4 Cyl. Diesel	1987-On	Hitachi System	MD	OSGR	12	19839N
4LH-TE						
4 Cyl. Diesel	All	Hitachi System	MD	OSGR	12	19839N
4TNE84						
4 Cyl., 1.995L Diesel	1989-On	Hitachi System	HI	OSGR	12	18205N
4 Cyl., 1.995L Diesel		Nippondenso Replacement	ND	OSGR	12	18205N-ND
4TNE88						
4 Cyl., 2.190L Diesel	1989-On	Denso System	ND	OSGR	12	18014N
4 Cyl., 2.190L Diesel		Hitachi System	HI	OSGR	12	18205N
4 Cyl., 2.190L Diesel		Nippondenso Replacement	ND	OSGR	12	18205N-ND
6LP-DT						
6 Cyl. Diesel	1997-On	Denso System	ND	OSGR	12	18424N
Various	All	ND, OSGR, 12T	ND	OSGR	12	18424N
6LP-DTE						
6 Cyl. Diesel	1997-On	Denso System	ND	OSGR	12	18424N
Various	All	ND, OSGR, 12T	ND	OSGR	12	18424N
6LP-DTY						
6 Cyl. Diesel	1997-On	Denso System	ND	OSGR	12	18424N
Various	All	ND, OSGR, 12T	ND	OSGR	12	18424N
6LP-DTZE						
6 Cyl. Diesel	1997-On	Denso System	ND	OSGR	12	18424N
Various	All	ND, OSGR, 12T	ND	OSGR	12	18424N

STARTERS

STARTER APPLICATIONS

ENGINE	YEAR	APPLICATION	Mfg	Type	Volt	PART NUMBER
YANMAR - Marine Engine (Cont'd)						
6LP-DTZE1						
6 Cyl. Diesel	1997-On	Denso System	ND	OSGR	12	18424N
Various	All	ND, OSGR, 12T	ND	OSGR	12	18424N
6LP-ST						
6 Cyl. Diesel	1997-On	Denso System	ND	OSGR	12	18424N
Various	All	ND, OSGR, 12T	ND	OSGR	12	18424N
6LP-STE						
6 Cyl. Diesel	1997-On	Denso System	ND	OSGR	12	18424N
Various	All	ND, OSGR, 12T	ND	OSGR	12	18424N
6LP-STZE						
6 Cyl. Diesel	1997-On	Denso System	ND	OSGR	12	18424N
Various	All	ND, OSGR, 12T	ND	OSGR	12	18424N
KBW-10						
Various	All	Hitachi System	ND	OSGR	12	17002
KBW-20						
Various	All	Hitachi System	ND	OSGR	12	18205N-ND
KBW-21						
Various	All	Hitachi System	ND	OSGR	12	18205N-ND
KM2A						
Various	All	Hitachi System	HI	DD	12	18209N
KM2C						
Various	All	Hitachi System	HI	DD	12	18209N
KM2P						
Various	All	Hitachi System	HI	DD	12	18209N
KM3A						
Various	All	Hitachi System	HI	OSGR	12	18205N
Various		Hitachi System	HI	DD	12	18209N
Various		Nippondenso Replacement	ND	OSGR	12	18205N-ND
KM3P						
Various	All	Hitachi System	HI	DD	12	18209N
KM3V						
Various	All	Hitachi System	HI	DD	12	18209N
KM5A						
Various	All	Hitachi System	MD	OSGR	12	19839N
L40S						
Various	All	Hitachi System	HI	PMDD	12	18203N
Various	1999-84	Hitachi DD, 8T	HI	PMDD	12	18494N
L60S						
Various	All	Hitachi System	HI	PMDD	12	18203N
Various	1999-84	Hitachi DD, 8T	HI	PMDD	12	18494N
UJH2E						
Various	All	Hitachi System	HI	OSGR	12	18205N
Various		Nippondenso Replacement	ND	OSGR	12	18205N-ND

STARTERS

TILT / TRIM MOTOR APPLICATIONS

ENGINE	YEAR	APPLICATION	Mfg	Type	Volt	PART NUMBER
CHRYSLER - Tilt & Trim						
All Models						
75-135 HP	All	3-Wire, molded plug	PR	Tilt Trim	12	10806N
EVINRUDE - Tilt & Trim						
All Models						
115 & 135 HP	1974	3-Wire plastic plug		Tilt Trim	12	10801N
115 HP	All	3-Wire, molded plug	PR	Tilt Trim	12	10806N
115 HP	1991-On	2-Wire, Fast Track, long harness		Tilt Trim	12	10816N-L
115 HP		OMC, 2-Wire, Fast Track, short harness		Tilt Trim	12	10816N-S
120 HP	All	3-Wire, molded plug	PR	Tilt Trim	12	10806N
120 HP	1994-91	2-Wire, Fast Track, long harness		Tilt Trim	12	10816N-L
120 HP		OMC, 2-Wire, Fast Track, short harness		Tilt Trim	12	10816N-S
130 HP	All	3-Wire, molded plug	PR	Tilt Trim	12	10806N
130 HP	1991-On	2-Wire, Fast Track, long harness		Tilt Trim	12	10816N-L
130 HP		OMC, 2-Wire, Fast Track, short harness		Tilt Trim	12	10816N-S
135 HP	All	3-Wire, molded plug	PR	Tilt Trim	12	10806N
140 HP	1994-91	2-Wire, Fast Track, long harness		Tilt Trim	12	10816N-L
140 HP		OMC, 2-Wire, Fast Track, short harness		Tilt Trim	12	10816N-S
150 HP	1991-On	2-Wire, Fast Track, long harness		Tilt Trim	12	10816N-L
150 HP		OMC, 2-Wire, Fast Track, short harness		Tilt Trim	12	10816N-S
175 HP		2-Wire, Fast Track, long harness		Tilt Trim	12	10816N-L
175 HP		OMC, 2-Wire, Fast Track, short harness		Tilt Trim	12	10816N-S
2 Cylinders	1990-84	3-Wire plastic plug		Tilt Trim	12	10801N
200 HP	1991-On	2-Wire, Fast Track, long harness		Tilt Trim	12	10816N-L
200 HP		OMC, 2-Wire, Fast Track, short harness		Tilt Trim	12	10816N-S
225 HP		2-Wire, Fast Track, long harness		Tilt Trim	12	10816N-L
225 HP		OMC, 2-Wire, Fast Track, short harness		Tilt Trim	12	10816N-S
3 Cylinders	1983-77	3-Wire plastic plug		Tilt Trim	12	10801N
40 HP	1989-On	2-Wire / female ends		Tilt Trim	12	10811N
40 HP		2-Wire / male ends		Tilt Trim	12	10811AN
45 HP	1990-89	3-Wire plastic plug		Tilt Trim	12	10801N
48 HP	1989-On	2-Wire / female ends		Tilt Trim	12	10811N
48 HP		2-Wire / male ends		Tilt Trim	12	10811AN
50 HP		2-Wire / female ends		Tilt Trim	12	10811N
50 HP		2-Wire / male ends		Tilt Trim	12	10811AN
50 HP (3 Cyl.)	1991-On	2-Wire, Fast Track, long harness		Tilt Trim	12	10816N-L
50 HP (3 Cyl.)		OMC, 2-Wire, Fast Track, short harness		Tilt Trim	12	10816N-S
60 HP (V4)		2-Wire, Fast Track, long harness		Tilt Trim	12	10816N-L
60 HP (V4)		OMC, 2-Wire, Fast Track, short harness		Tilt Trim	12	10816N-S
70 HP		2-Wire, Fast Track, long harness		Tilt Trim	12	10816N-L
70 HP		OMC, 2-Wire, Fast Track, short harness		Tilt Trim	12	10816N-S
75 HP	All	3-Wire, molded plug	PR	Tilt Trim	12	10806N
90 HP		3-Wire, molded plug	PR	Tilt Trim	12	10806N
90 HP	1991-On	2-Wire, Fast Track, long harness		Tilt Trim	12	10816N-L
90 HP		OMC, 2-Wire, Fast Track, short harness		Tilt Trim	12	10816N-S
V4	1980-76	3-Wire w/ ring terminals	PR	Tilt Trim	12	10805N
V4	1977-74	3-Wire plastic plug		Tilt Trim	12	10801N
V6	1980-76	3-Wire w/ ring terminals	PR	Tilt Trim	12	10805N
Various	2008-98	2 wire, female spade ends		Tilt Trim	12	10844N
Various	1992-81	2-Wire/ female ends, 3-Bolt Mount		Tilt Trim	12	10810AN
Various		2-Wire/ male ends, 3-Bolt Mount		Tilt Trim	12	10810N

MOTORS

TILT / TRIM MOTOR APPLICATIONS

ENGINE	YEAR	APPLICATION	Mfg	Type	Volt	PART NUMBER
FORCE - Tilt & Trim						
All Models						
25 HP	All	2-Wire, male bullet connector		Tilt Trim	12	10828N
50 HP		2-Wire, male bullet connector		Tilt Trim	12	10828N
50-125 HP		Late Style, Single Ram, 2 male bullet connectors		Tilt Trim	12	10827N
75-135 HP		3-Wire, molded plug	PR	Tilt Trim	12	10806N
85-150 HP	1991-86	2-Wire		Tilt Trim	12	10802N
Assy 824051	All	3-Wire, Single Ram Tilt		Tilt Trim	12	10821N
HONDA - Engine - Marine						
BF40						
Various	2003-02	4 bolt mount, 2 wire (female spade terminals)		Tilt Trim	12	10861N
BF50						
Various	2003-02	4 bolt mount, 2 wire (female spade terminals)		Tilt Trim	12	10861N
JOHNSON - Tilt & Trim						
All Models						
115 & 135 HP	1974	3-Wire plastic plug		Tilt Trim	12	10801N
115 HP	All	3-Wire, molded plug	PR	Tilt Trim	12	10806N
115 HP	1991-On	2-Wire, Fast Track, long harness		Tilt Trim	12	10816N-L
115 HP		OMC, 2-Wire, Fast Track, short harness		Tilt Trim	12	10816N-S
120 HP	All	3-Wire, molded plug	PR	Tilt Trim	12	10806N
120 HP	1994-91	2-Wire, Fast Track, long harness		Tilt Trim	12	10816N-L
120 HP		OMC, 2-Wire, Fast Track, short harness		Tilt Trim	12	10816N-S
130 HP	All	3-Wire, molded plug	PR	Tilt Trim	12	10806N
130 HP	1991-On	2-Wire, Fast Track, long harness		Tilt Trim	12	10816N-L
130 HP		OMC, 2-Wire, Fast Track, short harness		Tilt Trim	12	10816N-S
135 HP	All	3-Wire, molded plug	PR	Tilt Trim	12	10806N
140 HP	1994-91	2-Wire, Fast Track, long harness		Tilt Trim	12	10816N-L
140 HP		OMC, 2-Wire, Fast Track, short harness		Tilt Trim	12	10816N-S
150 HP	1991-On	2-Wire, Fast Track, long harness		Tilt Trim	12	10816N-L
150 HP		OMC, 2-Wire, Fast Track, short harness		Tilt Trim	12	10816N-S
175 HP		2-Wire, Fast Track, long harness		Tilt Trim	12	10816N-L
175 HP		OMC, 2-Wire, Fast Track, short harness		Tilt Trim	12	10816N-S
2 Cylinders	1990-84	3-Wire plastic plug		Tilt Trim	12	10801N
200 HP	1991-On	2-Wire, Fast Track, long harness		Tilt Trim	12	10816N-L
200 HP		OMC, 2-Wire, Fast Track, short harness		Tilt Trim	12	10816N-S
225 HP		2-Wire, Fast Track, long harness		Tilt Trim	12	10816N-L
225 HP		OMC, 2-Wire, Fast Track, short harness		Tilt Trim	12	10816N-S
3 Cylinders	1983-77	3-Wire plastic plug		Tilt Trim	12	10801N
40 HP	1989-On	2-Wire / female ends		Tilt Trim	12	10811N
40 HP		2-Wire / male ends		Tilt Trim	12	10811AN
45 HP	1990-89	3-Wire plastic plug		Tilt Trim	12	10801N
48 HP	1989-On	2-Wire / female ends		Tilt Trim	12	10811N
48 HP		2-Wire / male ends		Tilt Trim	12	10811AN
50 HP		2-Wire / female ends		Tilt Trim	12	10811N
50 HP		2-Wire / male ends		Tilt Trim	12	10811AN
50 HP (3 Cyl.)	1991-On	2-Wire, Fast Track, long harness		Tilt Trim	12	10816N-L
50 HP (3 Cyl.)		OMC, 2-Wire, Fast Track, short harness		Tilt Trim	12	10816N-S
60 HP (V4)		2-Wire, Fast Track, long harness		Tilt Trim	12	10816N-L
60 HP (V4)		OMC, 2-Wire, Fast Track, short harness		Tilt Trim	12	10816N-S

MOTORS

TILT / TRIM MOTOR APPLICATIONS

ENGINE	YEAR	APPLICATION	Mfg	Type	Volt	PART NUMBER
JOHNSON - Tilt & Trim (Cont'd)						
All Models (Cont'd)						
70 HP		2-Wire, Fast Track, long harness		Tilt Trim	12	10816N-L
70 HP		OMC, 2-Wire, Fast Track, short harness		Tilt Trim	12	10816N-S
75 HP	All	3-Wire, molded plug	PR	Tilt Trim	12	10806N
90 HP		3-Wire, molded plug	PR	Tilt Trim	12	10806N
90 HP	1991-On	2-Wire, Fast Track, long harness		Tilt Trim	12	10816N-L
90 HP		OMC, 2-Wire, Fast Track, short harness		Tilt Trim	12	10816N-S
V4	1980-76	3-Wire w/ ring terminals	PR	Tilt Trim	12	10805N
V4	1977-74	3-Wire plastic plug		Tilt Trim	12	10801N
V6	1980-76	3-Wire w/ ring terminals	PR	Tilt Trim	12	10805N
Various	1998-On	2 wire, female spade ends		Tilt Trim	12	10844N
Various	1992-81	2-Wire/ female ends, 3-Bolt Mount		Tilt Trim	12	10810AN
Various		2-Wire/ male ends, 3-Bolt Mount		Tilt Trim	12	10810N
KAWASAKI - Personal Watercraft						
JH1100 1100 Zxi A1-A5						
Various	2000-96	3 bolt mt., 2 wire		Tilt Trim	12	10853N
JH1100 1100 Zxi A6-A8						
Various	2003-01	3 bolt mt., 2 wire		Tilt Trim	12	10853N
JH750 750 ZXI C1-C3						
Various	1997-96	3 bolt mt., 2 wire		Tilt Trim	12	10853N
JH750 Super Sport XI F1-F2						
Various	1997-96	3 bolt mt., 2 wire		Tilt Trim	12	10853N
JH900 900 ZXI A1-A3						
Various	1997-96	3 bolt mt., 2 wire		Tilt Trim	12	10853N
JT750 750 STX C1						
Various	1998	3 bolt mt., 2 wire		Tilt Trim	12	10853N
JT750 STS						
Various	1997-96	3 bolt mt., 2 wire		Tilt Trim	12	10853N
JT900 900STX						
Various	1998-97	3 bolt mt., 2 wire		Tilt Trim	12	10853N
MARINER - Tilt & Trim						
All Models						
135 HP	1995-On	2 wire, male bullet connector		Tilt Trim	12	10826N
150 HP		2 wire, male bullet connector		Tilt Trim	12	10826N
175 HP		2 wire, male bullet connector		Tilt Trim	12	10826N
200 HP		2 wire, male bullet connector		Tilt Trim	12	10826N
225 HP		2 wire, male bullet connector		Tilt Trim	12	10826N
25 HP	All	2-Wire,male bullet connector		Tilt Trim	12	10828N
50 HP		2-Wire,male bullet connector		Tilt Trim	12	10828N
50-125 HP		Late Style, Single Ram, 2 male bullet connectors		Tilt Trim	12	10827N
Assy 824051		3-Wire, Single Ram Tilt		Tilt Trim	12	10821N
Magnum III		2 wire, male bullet connector		Tilt Trim	12	10826N
XR6		2 wire, male bullet connector		Tilt Trim	12	10826N

MOTORS

TILT / TRIM MOTOR APPLICATIONS

ENGINE	YEAR	APPLICATION	Mfg	Type	Volt	PART NUMBER
MERCURY - Tilt & Trim						
All Models						
135 HP	1995-On	2 wire, male bullet connector		Tilt Trim	12	10826N
150 HP		2 wire, male bullet connector		Tilt Trim	12	10826N
175 HP		2 wire, male bullet connector		Tilt Trim	12	10826N
200 HP		2 wire, male bullet connector		Tilt Trim	12	10826N
225 HP		2 wire, male bullet connector		Tilt Trim	12	10826N
225-275 HP	All	Oildyne style pump, 3 wire w/ ring terminals		Tilt Trim	12	10829N
25 HP		2-Wire,male bullet connector		Tilt Trim	12	10828N
35-220 HP	1992-85	Design 1, 3-Ram Side Fill, Integral, w/o Pump		Tilt Trim	12	10815AN
40-220 HP		Design 1, 3-Ram Port Side Fill, Integral, w/Pump		Tilt Trim	12	10815PN
50 HP	All	2-Wire,male bullet connector		Tilt Trim	12	10828N
50-125 HP		Late Style, Single Ram, 2 male bullet connectors		Tilt Trim	12	10827N
Assy 824051		3-Wire, Single Ram Tilt		Tilt Trim	12	10821N
Magnum III		2 wire, male bullet connector		Tilt Trim	12	10826N
Various		3-Wire, High Pressure		Tilt Trim	12	10829N
Various		3-Wire, Oildyne Pump, Complete Assy, Floor Mount		Tilt Trim	12	10822CBMN
Various		3-Wire, Oildyne Pump, Complete Assy, Side Mount		Tilt Trim	12	10822CSM
Various		3-Wire, Oildyne Pump, Mfd. by OE supplier		Tilt Trim	12	10822N-OE
Various		3-Wire, Oildyne Pump, Motor & Reservoir		Tilt Trim	12	10822N
Various		3-Wire, Oildyne Pump, Motor Only		Tilt Trim	12	10822MN
Various		3-Wire, Oildyne Pump, Opt. Reservoir Position		Tilt Trim	12	10822N
Various	1995-92	Square Motor, Design II, Aft Fill, 3-Ram Integral		Tilt Trim	12	10820N
Various	1984-75	3-Wire, w/Reservoir		Tilt Trim	12	10814N
XR6	All	2 wire, male bullet connector		Tilt Trim	12	10826N
OMC - Tilt & Trim						
All Models						
115 HP	All	3-Wire, molded plug	PR	Tilt Trim	12	10806N
115 HP	1991-On	2-Wire, Fast Track, long harness		Tilt Trim	12	10816N-L
115 HP		OMC, 2-Wire, Fast Track, short harness		Tilt Trim	12	10816N-S
120 HP	All	3-Wire, molded plug	PR	Tilt Trim	12	10806N
120 HP	1994-91	2-Wire, Fast Track, long harness		Tilt Trim	12	10816N-L
120 HP		OMC, 2-Wire, Fast Track, short harness		Tilt Trim	12	10816N-S
130 HP	All	3-Wire, molded plug	PR	Tilt Trim	12	10806N
130 HP	1991-On	2-Wire, Fast Track, long harness		Tilt Trim	12	10816N-L
130 HP		OMC, 2-Wire, Fast Track, short harness		Tilt Trim	12	10816N-S
135 HP	All	3-Wire, molded plug	PR	Tilt Trim	12	10806N
140 HP	1994-91	2-Wire, Fast Track, long harness		Tilt Trim	12	10816N-L
140 HP		OMC, 2-Wire, Fast Track, short harness		Tilt Trim	12	10816N-S
150 HP	1991-On	2-Wire, Fast Track, long harness		Tilt Trim	12	10816N-L
150 HP		OMC, 2-Wire, Fast Track, short harness		Tilt Trim	12	10816N-S
175 HP		2-Wire, Fast Track, long harness		Tilt Trim	12	10816N-L
175 HP		OMC, 2-Wire, Fast Track, short harness		Tilt Trim	12	10816N-S
175 HP	1977-75	Stern Drive, 2-Wire, Molded Plug	PR	Tilt Trim	12	10807N
190 HP		Stern Drive, 2-Wire, Molded Plug	PR	Tilt Trim	12	10807N
200 HP	1991-On	2-Wire, Fast Track, long harness		Tilt Trim	12	10816N-L
200 HP		OMC, 2-Wire, Fast Track, short harness		Tilt Trim	12	10816N-S
225 HP		2-Wire, Fast Track, long harness		Tilt Trim	12	10816N-L
225 HP		OMC, 2-Wire, Fast Track, short harness		Tilt Trim	12	10816N-S
235 HP	1977-75	Stern Drive, 2-Wire, Molded Plug	PR	Tilt Trim	12	10807N
240 HP	1978	Stern Drive, 2-Wire, Molded Plug	PR	Tilt Trim	12	10807N
250 HP	1979	Stern Drive, 2-Wire, Molded Plug	PR	Tilt Trim	12	10807N

MOTORS

TILT / TRIM MOTOR APPLICATIONS

ENGINE	YEAR	APPLICATION	Mfg	Type	Volt	PART NUMBER
OMC - Tilt & Trim (Cont'd)						
All Models (Cont'd)						
3.8L	1981-80	Stern Drive, 2-Wire, Molded Plug	PR	Tilt Trim	12	10807N
40 HP	1989-On	2-Wire / female ends		Tilt Trim	12	10811N
40 HP		2-Wire / male ends		Tilt Trim	12	10811AN
48 HP		2-Wire / female ends		Tilt Trim	12	10811N
48 HP		2-Wire / male ends		Tilt Trim	12	10811N
5.0L	1981	Stern Drive, 2-Wire, Molded Plug	PR	Tilt Trim	12	10807N
5.7L		Stern Drive, 2-Wire, Molded Plug	PR	Tilt Trim	12	10807N
50 HP	1989-On	2-Wire / female ends		Tilt Trim	12	10811N
50 HP		2-Wire / male ends		Tilt Trim	12	10811AN
50 HP (3 Cyl.)	1991-On	2-Wire, Fast Track, long harness		Tilt Trim	12	10816N-L
50 HP (3 Cyl.)		OMC, 2-Wire, Fast Track, short harness		Tilt Trim	12	10816N-S
60 HP (V4)		2-Wire, Fast Track, long harness		Tilt Trim	12	10816N-L
60 HP (V4)		OMC, 2-Wire, Fast Track, short harness		Tilt Trim	12	10816N-S
70 HP		2-Wire, Fast Track, long harness		Tilt Trim	12	10816N-L
70 HP		OMC, 2-Wire, Fast Track, short harness		Tilt Trim	12	10816N-S
75 HP	All	3-Wire, molded plug	PR	Tilt Trim	12	10806N
75-250 HP FFIs	1998-On	2 wire, female spade ends		Tilt Trim	12	10844N
90 HP	All	3-Wire, molded plug	PR	Tilt Trim	12	10806N
90 HP	1991-On	2-Wire, Fast Track, long harness		Tilt Trim	12	10816N-L
90 HP		OMC, 2-Wire, Fast Track, short harness		Tilt Trim	12	10816N-S
Small O/Bs	1998-82	3 wire plastic plug connector		Tilt Trim	12	10800N
V4	All	3-Wire plastic plug		Tilt Trim	12	10801N
V4	1980-76	3-Wire w/ ring terminals	PR	Tilt Trim	12	10805N
V6		3-Wire w/ ring terminals	PR	Tilt Trim	12	10805N
Various	All	3-Wire, Cobra Stern Drive		Tilt Trim	12	10804N
Various	1993-89	Cobra Stern Drive, 2-Wire, ring terminals		Tilt Trim	12	10812N
Various	1992-81	2-Wire/ female ends, 3-Bolt Mount		Tilt Trim	12	10810AN
Various		2-Wire/ male ends, 3-Bolt Mount		Tilt Trim	12	10810N
Various	1985-80	Stern Drive, 2 wire "T" plug & 1 wire w/ ring term.		Tilt Trim	12	10803N
Various	1979-63	2-Wire, molded plug	PR	Tilt Trim	12	10808N
SEA-DOO - Tilt & Trim						
All Models						
GSI	1997	Gear drive, 2 wire		Tilt Trim	12	10847N
GSX	1997-96	Gear drive, 2 wire		Tilt Trim	12	10847N
GSX Ltd.	1998	Gear drive, 2 wire		Tilt Trim	12	10847N
RX	2002-01	Gear drive, 2 wire		Tilt Trim	12	10847N
RX DI	2003-00	Gear drive, 2 wire		Tilt Trim	12	10847N
RX Ltd.	2000	Gear drive, 2 wire		Tilt Trim	12	10847N
RXP	2005-04	Gear drive, 2 wire		Tilt Trim	12	10847N
SPX	1999-96	Gear drive, 2 wire		Tilt Trim	12	10847N
XP	2002-95	Gear drive, 2 wire		Tilt Trim	12	10847N
XP 800	1995	Gear drive, 2 wire		Tilt Trim	12	10847N
XP Ltd.	2005-98	Gear drive, 2 wire		Tilt Trim	12	10847N
SEA-DRIVE - Tilt & Trim						
All Models						
Various	1992-81	2-Wire/ female ends, 3-Bolt Mount		Tilt Trim	12	10810AN
Various		2-Wire/ male ends, 3-Bolt Mount		Tilt Trim	12	10810N

MOTORS

TILT / TRIM MOTOR APPLICATIONS

ENGINE	YEAR	APPLICATION	Mfg	Type	Volt	PART NUMBER
SUZUKI - Engine - Marine						
DF40Q 4-Stroke						
Various	2007-99	4 bolt mount, 2 wire (female spade terminals)		Tilt Trim	12	10861N
DF40T 4-Stroke						
Various	2010-99	4 bolt mount, 2 wire (female spade terminals)		Tilt Trim	12	10861N
DF50Q 4-Stroke						
Various	2007-99	4 bolt mount, 2 wire (female spade terminals)		Tilt Trim	12	10861N
DF50T 4-Stroke						
Various	2010-99	4 bolt mount, 2 wire (female spade terminals)		Tilt Trim	12	10861N
SUZUKI - Tilt & Trim						
All Models						
O/Bs	1997-86	3-Wire, 3-Bolt Mount		Tilt Trim	12	10837N
V4s	2003-90	2-Wire, 3-Bolt Mount		Tilt Trim	12	10838N
V6s		2-Wire, 3-Bolt Mount		Tilt Trim	12	10838N
TOHATSU - Tilt & Trim						
All Models						
V4s	2003-90	2-Wire, 3-Bolt Mount		Tilt Trim	12	10838N
V6s		2-Wire, 3-Bolt Mount		Tilt Trim	12	10838N
U.S. - Tilt & Trim						
All Models						
75-135 HP	All	3-Wire, molded plug	PR	Tilt Trim	12	10806N
VOLVO PENTA - Tilt & Trim						
All Models						
3.0L thru 8.2Ls	1994-on	2-Wire, ring terminals		Tilt Trim	12	10812N
85-150 HP	1991-86	2-Wire		Tilt Trim	12	10802N
SX	2001-On	Teleflex Pumps, 2.3" Bolt centers		Tilt Trim	12	10851N
Various	All	2-Wire, Oildyne Pump & Res		Tilt Trim	12	10819N
Various		2-Wire;Replaces Electrolux		Tilt Trim	12	10818N
Various		3 wire ,flat spade ends		Tilt Trim	12	10841N
Various		3-Wire, w/ Resevior & Pump		Tilt Trim	12	10813PN
Various		3-Wire, w/Resevior		Tilt Trim	12	10814N
Various		4 wire molded plug connector		Tilt Trim	12	10840N
Various		Motor Only		Tilt Trim	12	10845N
Various		Not OE :3-Wire, w/Resevior (w/o pump)		Tilt Trim	12	10813N
Various		OE : 3-Wire, w/Resevior(w/o pump)		Tilt Trim	12	10813AN
Various	1973-69	4-Wire Plug, Electrolux		Tilt Trim	12	10839N
Various	2001	SX (2001-on), Complete w/ pump & reservoir		Tilt Trim	12	10856N
YAMAHA - Outboard Motor						
115TJR						
Various	2001-97	Trim & Tilt, 2 wire, ring terminal		Tilt Trim	12	10855N

MOTORS

TILT / TRIM MOTOR APPLICATIONS

ENGINE	YEAR	APPLICATION	Mfg	Type	Volt	PART NUMBER
YAMAHA - Outboard Motor (Cont'd)						
115TLR						
Various	2002-97	Trim & Tilt, 2 wire, ring terminal		Tilt Trim	12	10855N
115TXR						
Various	2002-00	Trim & Tilt, 2 wire, ring terminal		Tilt Trim	12	10855N
130TLR						
Various	2002-97	Trim & Tilt, 2 wire, ring terminal		Tilt Trim	12	10855N
130TXR						
Various	2002-00	Trim & Tilt, 2 wire, ring terminal		Tilt Trim	12	10855N
150TJR						
Various	2000-97	Trim & Tilt, 2 wire, ring terminal		Tilt Trim	12	10855N
150TLR						
Various	2000-97	Trim & Tilt, 2 wire, ring terminal		Tilt Trim	12	10855N
150TXR						
Various	2002-00	Trim & Tilt, 2 wire, ring terminal		Tilt Trim	12	10855N
175TLR						
Various	2000	Trim & Tilt, 2 wire, ring terminal		Tilt Trim	12	10855N
175TXR						
Various	2000	Trim & Tilt, 2 wire, ring terminal		Tilt Trim	12	10855N
200TLR						
Various	1998-97	Trim & Tilt, 2 wire, ring terminal		Tilt Trim	12	10855N
225TLR						
Various	1997	Trim & Tilt, 2 wire, ring terminal		Tilt Trim	12	10855N
225TUR						
Various	1995	4-Wire		Tilt Trim	12	10831N
225TXR						
Various	1995-94	4-Wire		Tilt Trim	12	10831N
250ETX						
Various	1990	4-Wire		Tilt Trim	12	10831N
250TUR						
Various	1995-91	4-Wire		Tilt Trim	12	10831N
250TXR						
Various	1995-91	4-Wire		Tilt Trim	12	10831N
40EJR						
Various	1994	3-Wire, Mtg. Flange 70.5mm, 4mm Thick Shaft		Tilt Trim	12	10832N
40ELR						
Various	1994	3-Wire, Mtg. Flange 70.5mm, 4mm Thick Shaft		Tilt Trim	12	10832N
40ESR						
Various	1994	3-Wire, Mtg. Flange 70.5mm, 4mm Thick Shaft		Tilt Trim	12	10832N

MOTORS

TILT / TRIM MOTOR APPLICATIONS

ENGINE	YEAR	APPLICATION	Mfg	Type	Volt	PART NUMBER
YAMAHA - Outboard Motor (Cont'd)						
40MJH						
Various	2000	2-Wire, 3-Bolt Mount		Tilt Trim	12	10833N
Various	1994	3-Wire, Mtg. Flange 70.5mm, 4mm Thick Shaft		Tilt Trim	12	10832N
40MLH						
Various	1994	3-Wire, Mtg. Flange 70.5mm, 4mm Thick Shaft		Tilt Trim	12	10832N
40MSH						
Various	1994	3-Wire, Mtg. Flange 70.5mm, 4mm Thick Shaft		Tilt Trim	12	10832N
40PLR						
Various	1994	3-Wire, Mtg. Flange 70.5mm, 4mm Thick Shaft		Tilt Trim	12	10832N
40TLR						
Various	2000	2-Wire, 3-Bolt Mount		Tilt Trim	12	10833N
Various	1994	3-Wire, Mtg. Flange 70.5mm, 4mm Thick Shaft		Tilt Trim	12	10832N
50EJR						
Various	2000	2-Wire, 3-Bolt Mount		Tilt Trim	12	10833N
50ETML						
Various	1990	3-Wire, 68.3mm Mtg. Flange, 4mm Thick Shaft		Tilt Trim	12	10835N
50TLH						
Various	1994-92	3-Wire, Mtg. Flange 70.5mm, 4mm Thick Shaft		Tilt Trim	12	10832N
Various	1991	3-Wire, 68.3mm Mtg. Flange, 4mm Thick Shaft		Tilt Trim	12	10835N
60TLR						
Various	2006-01	3-Wire, Mtg. Flange 70.5mm, 4mm Thick Shaft		Tilt Trim	12	10832N
70ETL						
Various	1986-85	3-Wire, 68.3mm Mtg. Flange, 4mm Thick Shaft		Tilt Trim	12	10835N
70TLR						
Various	2006-92	3-Wire, Mtg. Flange 70.5mm, 4mm Thick Shaft		Tilt Trim	12	10832N
90ETL						
Various	1986-85	3-Wire, 68.3mm Mtg. Flange, 4mm Thick Shaft		Tilt Trim	12	10835N
90TJR						
Various	2001-92	3-Wire, Mtg. Flange 70.5mm, 4mm Thick Shaft		Tilt Trim	12	10832N
90TLR						
Various	2006-92	3-Wire, Mtg. Flange 70.5mm, 4mm Thick Shaft		Tilt Trim	12	10832N
B115TLR						
Various	1999-98	Trim & Tilt, 2 wire, ring terminal		Tilt Trim	12	10855N
B90TLR						
Various	1999-97	3-Wire, Mtg. Flange 70.5mm, 4mm Thick Shaft		Tilt Trim	12	10832N
C115TLR						
Various	2000-97	Trim & Tilt, 2 wire, ring terminal		Tilt Trim	12	10855N
C115TR						
Various	1998	Trim & Tilt, 2 wire, ring terminal		Tilt Trim	12	10855N

MOTORS

TILT / TRIM MOTOR APPLICATIONS

ENGINE	YEAR	APPLICATION	Mfg	Type	Volt	PART NUMBER
YAMAHA - Outboard Motor (Cont'd)						
C115TXR						
Various	2000-97	Trim & Tilt, 2 wire, ring terminal		Tilt Trim	12	10855N
C150TLR						
Various	1999-97	Trim & Tilt, 2 wire, ring terminal		Tilt Trim	12	10855N
C150TXR						
Various	1999-97	Trim & Tilt, 2 wire, ring terminal		Tilt Trim	12	10855N
C40TLR						
Various	2001-00	2-Wire, 3-Bolt Mount		Tilt Trim	12	10833N
C50TLR						
Various	2001-00	2-Wire, 3-Bolt Mount		Tilt Trim	12	10833N
C55ELR						
Various	1995-94	3-Wire, Mtg. Flange 70.5mm, 4mm Thick Shaft		Tilt Trim	12	10832N
C55TLR						
Various	1995-94	3-Wire, Mtg. Flange 70.5mm, 4mm Thick Shaft		Tilt Trim	12	10832N
C60TLR						
Various	2001-96	3-Wire, Mtg. Flange 70.5mm, 4mm Thick Shaft		Tilt Trim	12	10832N
C70TLR						
Various	2001-00	3-Wire, Mtg. Flange 70.5mm, 4mm Thick Shaft		Tilt Trim	12	10832N
C75TLR						
Various	1999-94	3-Wire, Mtg. Flange 70.5mm, 4mm Thick Shaft		Tilt Trim	12	10832N
C80TLR						
Various	1997	3-Wire, Mtg. Flange 70.5mm, 4mm Thick Shaft		Tilt Trim	12	10832N
C85TLR						
Various	1996-92	3-Wire, Mtg. Flange 70.5mm, 4mm Thick Shaft		Tilt Trim	12	10832N
C90TLR						
Various	2001-97	3-Wire, Mtg. Flange 70.5mm, 4mm Thick Shaft		Tilt Trim	12	10832N
D150TLR						
Various	1999-97	Trim & Tilt, 2 wire, ring terminal		Tilt Trim	12	10855N
F100TLR						
Various	2003-99	4 bolt mount, 2 wire w/ ring terminals		Tilt Trim	12	10862N
F100TXR						
Various	2003-99	4 bolt mount, 2 wire w/ ring terminals		Tilt Trim	12	10862N
F50TLR						
Various	2009-05	3 bolt mt., 2 wire w/ ring terminals		Tilt Trim	12	10860N
Various	2000	2-Wire, 3-Bolt Mount		Tilt Trim	12	10833N
F60TJR						
Various	2009-05	3 bolt mt., 2 wire w/ ring terminals		Tilt Trim	12	10860N
F60TLR						
Various	2009-05	3 bolt mt., 2 wire w/ ring terminals		Tilt Trim	12	10860N

MOTORS

TILT / TRIM MOTOR APPLICATIONS

ENGINE	YEAR	APPLICATION	Mfg	Type	Volt	PART NUMBER
YAMAHA - Outboard Motor (Cont'd)						
F75TLR						
Various	2004-03	4 bolt mount, 2 wire w/ ring terminals		Tilt Trim	12	10862N
F80TJR						
Various	2003-02	4 bolt mount, 2 wire w/ ring terminals		Tilt Trim	12	10862N
F80TLR						
Various	2003-99	4 bolt mount, 2 wire w/ ring terminals		Tilt Trim	12	10862N
F80TXR						
Various	2000-99	4 bolt mount, 2 wire w/ ring terminals		Tilt Trim	12	10862N
F90TJR						
Various	2004-03	4 bolt mount, 2 wire w/ ring terminals		Tilt Trim	12	10862N
F90TLR						
Various	2004-03	4 bolt mount, 2 wire w/ ring terminals		Tilt Trim	12	10862N
L130TXR						
Various	2001-97	Trim & Tilt, 2 wire, ring terminal		Tilt Trim	12	10855N
L150TXR						
Various	1999-97	Trim & Tilt, 2 wire, ring terminal		Tilt Trim	12	10855N
L200TXR						
Various	1999-97	Trim & Tilt, 2 wire, ring terminal		Tilt Trim	12	10855N
L225TUR						
Various	1996-95	4-Wire		Tilt Trim	12	10831N
L225TXR						
Various	1996-94	4-Wire		Tilt Trim	12	10831N
L250ETX						
Various	1990	4-Wire		Tilt Trim	12	10831N
L250TUR						
Various	1996-93	4-Wire		Tilt Trim	12	10831N
L250TXR						
Various	1996-91	4-Wire		Tilt Trim	12	10831N
P150TLR						
Various	1999-97	Trim & Tilt, 2 wire, ring terminal		Tilt Trim	12	10855N
P175TLR						
Various	1999-97	Trim & Tilt, 2 wire, ring terminal		Tilt Trim	12	10855N
P200TLR						
Various	1999-97	Trim & Tilt, 2 wire, ring terminal		Tilt Trim	12	10855N
P50TLR						
Various	1994-92	3-Wire, Mtg. Flange 70.5mm, 4mm Thick Shaft		Tilt Trim	12	10832N
Various	1991	3-Wire, 68.3mm Mtg. Flange, 4mm Thick Shaft		Tilt Trim	12	10835N
P60TLH						
Various	1999-92	3-Wire, Mtg. Flange 70.5mm, 4mm Thick Shaft		Tilt Trim	12	10832N

MOTORS

TILT / TRIM MOTOR APPLICATIONS

ENGINE	YEAR	APPLICATION	Mfg	Type	Volt	PART NUMBER
YAMAHA - Outboard Motor (Cont'd)						
P75TLH						
Various	1999-96	3-Wire, Mtg. Flange 70.5mm, 4mm Thick Shaft		Tilt Trim	12	10832N
PRO50L						
Various	1990-87	3-Wire, 68.3mm Mtg. Flange, 4mm Thick Shaft		Tilt Trim	12	10835N
S115TLR						
Various	1999-97	Trim & Tilt, 2 wire, ring terminal		Tilt Trim	12	10855N
S115TXR						
Various	1999-97	Trim & Tilt, 2 wire, ring terminal		Tilt Trim	12	10855N
S130TLR						
Various	1999-97	Trim & Tilt, 2 wire, ring terminal		Tilt Trim	12	10855N
S130TXR						
Various	1999-97	Trim & Tilt, 2 wire, ring terminal		Tilt Trim	12	10855N
S150TLR						
Various	1999-97	Trim & Tilt, 2 wire, ring terminal		Tilt Trim	12	10855N
S150TXR						
Various	1999-97	Trim & Tilt, 2 wire, ring terminal		Tilt Trim	12	10855N
S175TXR						
Various	1999-97	Trim & Tilt, 2 wire, ring terminal		Tilt Trim	12	10855N
S200TXR						
Various	1999-97	Trim & Tilt, 2 wire, ring terminal		Tilt Trim	12	10855N
S225TUR						
Various	1996	4-Wire		Tilt Trim	12	10831N
S225TXR						
Various	1996	4-Wire		Tilt Trim	12	10831N
S250TUR						
Various	1996	4-Wire		Tilt Trim	12	10831N
S250TXR						
Various	1996	4-Wire		Tilt Trim	12	10831N
T50TLR						
Various	2009-05	3 bolt mt., 2 wire w/ ring terminals		Tilt Trim	12	10860N
Various	2000	2-Wire, 3-Bolt Mount		Tilt Trim	12	10833N
T60TLR						
Various	2009-05	3 bolt mt., 2 wire w/ ring terminals		Tilt Trim	12	10860N
V150TLR						
Various	2002-00	Trim & Tilt, 2 wire, ring terminal		Tilt Trim	12	10855N
V175TLR						
Various	2000	Trim & Tilt, 2 wire, ring terminal		Tilt Trim	12	10855N
V200TLR						
Various	1999-98	Trim & Tilt, 2 wire, ring terminal		Tilt Trim	12	10855N

MOTORS

TILT / TRIM MOTOR APPLICATIONS

ENGINE	YEAR	APPLICATION	Mfg Type Volt	PART NUMBER
YAMAHA - Outboard Motor (Cont'd)				
V225TLR				
Various	1999-98	Trim & Tilt, 2 wire, ring terminal	Tilt Trim 12	10855N
VX200TLR				
Various	2002-00	Trim & Tilt, 2 wire, ring terminal	Tilt Trim 12	10855N
VX225TLR				
Various	2002-00	Trim & Tilt, 2 wire, ring terminal	Tilt Trim 12	10855N
YAMAHA - Tilt & Trim				
All Models				
115-200 HP	1995-86	2-Wire w/ ring terminals	Tilt Trim 12	10824N
115-200 HP	1991-87	2-Wire w/ female bullet connectors	Tilt Trim 12	10825N
225 HP	1991-90	2-Wire w/ ring terminals	Tilt Trim 12	10824N
40 HP	1994	2-Wire(ring ends)	Tilt Trim 12	10830N
40-100 HP	2003-95	2-Wire, 3-Bolt Mount	Tilt Trim 12	10833N
40-50 HP	2003-01	Long shaft, 2 wire w/ ring terminals	Tilt Trim 12	10834N
40-50 HP	1992-85	2-Wire, 4-Bolt Mount	Tilt Trim 12	10836N
50 HP	1995-92	2-Wire(ring ends)	Tilt Trim 12	10830N
60 HP	1997-On	2-Wire(ring ends)	Tilt Trim 12	10830N
70 HP	1996-On	2-Wire(ring ends)	Tilt Trim 12	10830N
90 HP	1992-On	2-Wire(ring ends)	Tilt Trim 12	10830N

MOTORS

DISTRIBUTORS APPLICATIONS

ENGINE	YEAR	APPLICATION	PART NUMBER
CHEVROLET - Marine Engine			
2.5L (151cid) 4 Cyl.	1993-85	All	DST1454
3.5L (217cid) 6 Cyl.	1953	All	DST1609
3.8L (235cid) 6 Cyl.	1962-53	All	DST1609
3.9L (235cid) 6 Cyl.	1962-55	All	DST1609
4.3L (261cid) 6 Cyl.	1962-54	All	DST1609
4.3L (262cid) 6 Cyl.	2007-96	All	DST1639
4.3L (262cid) 6 Cyl.	1995-85	w/Brass Contacts	DST1635
4.3L (262cid) 6 Cyl.	1995	w/Horizontal Cap Towers	DST1636
4.3L (265cid) 8 Cyl.	1996-94	All	DST1833
4.3L (265cid) 8 Cyl.	1957-55	w/o Tachometer	DST1835
4.4L (270cid) 6 Cyl.	1962-56	All	DST1609
4.6L (283cid) 8 Cyl.	1967-57	All	DST1835
4.9L (302cid) 8 Cyl.	1969-68	All	DST1835
5.0L (302cid) 8 Cyl.		All	DST1835
5.0L (305cid) 8 Cyl.	1995-87	w/Brass Contacts	DST1830
5.0L (305cid) 8 Cyl.	1993-91	All	DST1831
5.0L (307cid) 8 Cyl.	1973-68	All	DST1835
5.3L (327cid) 8 Cyl.	1969-62	w/o Tachometer	DST1835
5.4L (327cid) 8 Cyl.	1969-64	w/o Tachometer	DST1835
5.7L (350cid) 8 Cyl.	2002-96	All	DST1829
5.7L (350cid) 8 Cyl.	1997-94	All	DST1833
5.7L (350cid) 8 Cyl.	1995-87	w/Brass Contacts	DST1830
5.7L (350cid) 8 Cyl.	1993-91	All	DST1831
5.7L (350cid) 8 Cyl.	1974-67	Breaker Point Ignition	DST1835
6.0L (366cid) 8 Cyl.	1996-90	w/Brass Contacts	DST1830
6.5L (396cid) 8 Cyl.	1970-65	w/o Tachometer	DST1835
6.6L (400cid) 8 Cyl.	1974-70	Breaker Point Ignition; w/o Tachometer	DST1835
6.6L (402cid) 8 Cyl.		All	DST1835
7.0L (427cid) 8 Cyl.	1996-90	w/Brass Contacts	DST1830
7.0L (427cid) 8 Cyl.	1969-66	w/o Tachometer	DST1835
7.4L (454cid) 8 Cyl.	1997-87	w/Brass Contacts	DST1830
7.4L (454cid) 8 Cyl.	1975-70	Breaker Point Ignition; w/o Tachometer	DST1835
CHRYSLER - Marine Engine			
4.5L (273cid) 8 Cyl.	1969-64	w/o Dual Points	DST3820
5.2L (318cid) 8 Cyl.	2003-98	All	DST3801
5.2L (318cid) 8 Cyl.	1997-92	All	DST3899
5.2L (318cid) 8 Cyl.	1989-77	w/Single Pickup	DST3850
5.2L (318cid) 8 Cyl.	1989-72	w/Vacuum; w/Single Pickup	DST3890
5.2L (318cid) 8 Cyl.	1973-61	w/o Dual Points	DST3820
5.6L (340cid) 8 Cyl.	1973-72	w/Vacuum; w/Single Pickup	DST3890
5.6L (340cid) 8 Cyl.	1972-68	w/o Dual Points	DST3820
5.9L (359cid) 6 Cyl.	1996-94	All	DST3899
5.9L (359cid) 6 Cyl.	1989	w/Vacuum; w/Single Pickup	DST3890
5.9L (360cid) 8 Cyl.	2003-98	All	DST3801
5.9L (360cid) 8 Cyl.	1997-93	All	DST3899
5.9L (360cid) 8 Cyl.	1989-72	w/Vacuum; w/Single Pickup	DST3890
5.9L (360cid) 8 Cyl.	1983-77	w/o Vacuum; w/Single Pickup	DST3850
5.9L (360cid) 8 Cyl.	1973-70	w/o Dual Points	DST3820
5.9L (361cid) 8 Cyl.	1961	All	DST3820
FORD - Marine Engine			
5.0L (302cid) 8 Cyl.	1996-92	All	DST2890
5.0L (302cid) 8 Cyl.	1991-85	Cast Iron Gear	DST2880
5.8L (351cid) 8 Cyl.	1997-92	Cast Iron Gear	DST2891
5.8L (351cid) 8 Cyl.	1995-93	Steel Gear	DST2700
7.5L (460cid) 8 Cyl.	1997-88	All	DST2886

ASSORTED PARTS

IGNITION COILS APPLICATIONS

ENGINE	YEAR	APPLICATION	PART NUMBER
CHEVROLET - Marine Engine			
6 Cyl. 3.7L 225cid	1967-65	All	CUC12
6 Cyl. 3.8L 230cid	1970-65	All	CUC12
6 Cyl. 4.1L 250cid	1976-65	All	CUC12
6 Cyl. 4.3L 262cid	1995-85	All	CDR37
6 Cyl. 4.8L 292cid	1976-65	All	CUC12
8 Cyl. 4.3L 260cid	1975-76	Breaker Point Distributor	CUC12
8 Cyl. 4.3L 262cid		Breaker Point Distributor	CUC12
8 Cyl. 4.3L 265cid	1995-94	All	CDR37
8 Cyl. 4.6L 283cid	1967-65	All	CUC12
8 Cyl. 4.9L 300cid		All	CUC12
8 Cyl. 4.9L 302cid	1969-67	All	CUC12
8 Cyl. 5.0L 305cid	1995-87	All	CDR37
8 Cyl. 5.0L 305cid	1976	Breaker Point Distributor	CUC12
8 Cyl. 5.0L 307cid	1973-68	All	CUC12
8 Cyl. 5.3L 323cid	2005-99	Square Coil Type	CUF271
8 Cyl. 5.3L 326cid	1967-65	All	CUC12
8 Cyl. 5.4L 327cid	1969-65	All	CUC12
8 Cyl. 5.4L 330cid	1967-65	All	CUC12
8 Cyl. 5.6L 340cid	1967-66	All	CUC12
8 Cyl. 5.7L 350cid	1995-87	All	CDR37
8 Cyl. 5.7L 350cid	1976-68	All	CUC12
8 Cyl. 6.0L 364cid	2007-99	Square Coil Type	CUF271
8 Cyl. 6.0L 366cid	1967-66	All	CUC12
8 Cyl. 6.4L 389cid	1966-65	All	CUC12
8 Cyl. 6.5L 395cid	2000	Square Coil Type	CUF271
8 Cyl. 6.5L 396cid	1970-65	All	CUC12
8 Cyl. 6.6L 400cid	1976-68	All	CUC12
8 Cyl. 6.6L 401cid	1966-65	All	CUC12
8 Cyl. 6.6L 402cid	1972-70	All	CUC12
8 Cyl. 6.7L 409cid	1965	All	CUC12
8 Cyl. 6.9L 421cid	1965-66	All	CUC12
8 Cyl. 7.0L 425cid	1967-63	All	CUC12
8 Cyl. 7.0L 427cid	1969-66	All	CUC12
8 Cyl. 7.0L 428cid	1969-67	All	CUC12
8 Cyl. 7.0L 429cid	1967-65	All	CUC12
8 Cyl. 7.0L 430cid	1969-67	All	CUC12
8 Cyl. 7.4L 454cid	1997-87	All	CDR37
8 Cyl. 7.4L 454cid	1976-70	All	CUC12
8 Cyl. 7.5L 455cid	1976-68	All	CUC12
8 Cyl. 7.7L 472cid	1974-68	All	CUC12
8 Cyl. 8.1L 496cid	2007-03	Square Coil Type	CUF271
8 Cyl. 8.2L 500cid	1976-70	All	CUC12
CHRYSLER - Marine Engine			
4 Cyl. 2.2L 132cid	1989-88	All	CUF50
4 Cyl. 2.5L 150cid	1990-87	All	CUF50
6 Cyl. 2.8L 170cid	1969-65	All	CUC12
6 Cyl. 3.0L 182cid	1992-88	w/Bosch Distributor	CUF50
6 Cyl. 3.2L 198cid	1974-70	All	CUC12
6 Cyl. 3.7L 225cid	1978-65	All	CUC12
6 Cyl. 4.0L 242cid	1990-87	All	CUF50
6 Cyl. 4.1L 250cid	1968-65	All	CUC12
6 Cyl. 4.2L 258cid	1977-71	All	CUC12
8 Cyl. 4.5L 273cid	1969-65	All	CUC12
8 Cyl. 5.0L 304cid	1977-71	All	CUC12
8 Cyl. 5.2L 318cid	1978-65	All	CUC12
8 Cyl. 5.6L 340cid	1973-68	All	CUC12
8 Cyl. 5.9L 360cid	1977-68	All	CUC12
8 Cyl. 5.9L 361cid	1971-65	All	CUC12

ASSORTED PARTS

IGNITION COILS APPLICATIONS

ENGINE	YEAR	APPLICATION	PART NUMBER
CHRYSLER - Marine Engine (Cont'd)			
8 Cyl. 6.3L 383cid		All	CUC12
8 Cyl. 6.6L 400cid	1978-72	All	CUC12
8 Cyl. 7.0L 426cid	1970-65	All	CUC12
8 Cyl. 7.2L 440cid	1978-65	All	CUC12
FORD - Marine Engine			
6 Cyl. 3.8L 232cid	1995-84	All	CFD478
6 Cyl. 4.9L 300cid	1996-84	Square Type Coil	CFD478
8 Cyl. 5.0L 302cid	1995-84	All	CFD478
8 Cyl. 5.8L 351cid	1997-84	Square Type Coil	CFD478
8 Cyl. 7.5L 460cid		Square Type Coil	CFD478
HONDA - Marine Engine			
4 Cyl. 2.0L 1998cc	2005-02	All	CUF311
4 Cyl. 2.2L 2157cc	2005-04	All	CUF311
4 Cyl. 2.4L 2354cc	2006-02	All	CUF311

ASSORTED PARTS

IGNITION MODULES APPLICATIONS

ENGINE	YEAR	APPLICATION	PART NUMBER
CHEVROLET - Marine Engine			
6 Cyl. 4.3L 262cid	2006-95	Horizontal Towers	DM579
8 Cyl. 5.0L 305cid	2002-96	Horizontal Towers	DM579
8 Cyl. 5.7L 350cid		Horizontal Towers	DM579
8 Cyl. 7.4L 454cid	2000-96	Horizontal Towers	DM579
FLAGSHIP - Marine Engine			
Various	All	Inboard GM Engines	DM1965
INDMAR			
Various	All	Inboard GM Engines	DM1965
MARINE POWER			
Various	All	Inboard GM Engines	DM1965
MASTERCRAFT			
Various	All	Inboard GM Engines	DM1965
MERCUISER - Marine Engine			
Various	All	Inboard GM Engines	DM1965
OUTBOARD MARINE CORP. - OMC			
Various	All	Inboard GM Engines	DM1965
VOLVO - Marine Engine			
Various	All	Inboard GM Engines	DM1965

ASSORTED PARTS

IGNITION WIRE SETS APPLICATIONS

ENGINE	YEAR	APPLICATION	PART NUMBER	
FLAGSHIP - Marine Engine				
3.0L (181cid) 4 Cyl.	All	Conventional Ignition	ISL100M	
3.0L (181cid) 4 Cyl.		EST, EFI Ignition	ISL011M	
4.3L (262cid) V6		Conventional Ignition	ISL001M	
INDMAR				
3.0L (181cid) 4 Cyl.	All	Conventional Ignition	ISL100M	
3.0L (181cid) 4 Cyl.		EST, EFI Ignition	ISL011M	
4.3L (262cid) V6		Conventional Ignition	ISL001M	
MARINE POWER				
3.0L (181cid) 4 Cyl.	All	Conventional Ignition	ISL100M	
3.0L (181cid) 4 Cyl.		EST, EFI Ignition	ISL011M	
4.3L (262cid) V6		Conventional Ignition	ISL001M	
MASTERCRAFT				
3.0L (181cid) 4 Cyl.	All	Conventional Ignition	ISL100M	
3.0L (181cid) 4 Cyl.		EST, EFI Ignition	ISL011M	
4.3L (262cid) V6		Conventional Ignition	ISL001M	
MERCUISER - Marine Engine				
120 (153cid) 4 Cyl.	All	Conventional Ignition	ISL100M	
140 (181cid) 4 Cyl.		Conventional Ignition	ISL100M	
185cid V6		Conventional Ignition	ISL001M	
229cid V6		Conventional Ignition	ISL001M	
260cid TR 8 Cyl.		Thunderbolt Ignition	ISL004M	
305cid LH 8 Cyl.		Thunderbolt Ignition	ISL004M	
305cid RH 8 Cyl.		Thunderbolt Ignition	ISL004M	
320cid EFI 8 Cyl.		Thunderbolt Ignition	ISL004M	
330cid TR 8 Cyl.		Thunderbolt Ignition	ISL004M	
350cid LH 8 Cyl.		Thunderbolt Ignition	ISL004M	
350cid MAG 8 Cyl.		Thunderbolt Ignition	ISL004M	
350cid RH 8 Cyl.		Thunderbolt Ignition	ISL004M	
420cid 8 Cyl.		Thunderbolt Ignition	ISL004M	
454cid 8 Cyl.		Thunderbolt Ignition	ISL004M	
454cid MAG 8 Cyl.		Thunderbolt Ignition	ISL004M	
5.0L 8 Cyl.		Thunderbolt Ignition	ISL004M	
5.0L IB 8 Cyl.		Thunderbolt Ignition	ISL004M	
5.7L 8 Cyl.		Thunderbolt Ignition	ISL004M	
5.7L IB 8 Cyl.		Thunderbolt Ignition	ISL004M	
5.7L SKI 8 Cyl.		Conventional Ignition	ISL002M	
7.4L 8 Cyl.		Thunderbolt Ignition	ISL004M	
7.4L IB 8 Cyl.		Thunderbolt Ignition	ISL004M	
Various 4 Cyl.		Digital Ignition	ISL011M	
OUTBOARD MARINE CORP. - OMC				
100 4 Cyl.		1973-72	Conventional Ignition	ISL100M
110 4 Cyl.		1964	Conventional Ignition	ISL100M
120 (153cid) 4 Cyl.	1981-65	Conventional Ignition	ISL100M	
140 (181cid) 4 Cyl.	1981-74	Conventional Ignition	ISL100M	
140 (181cid) Jet 4 Cyl.	1973	Conventional Ignition	ISL100M	
185cid 8 Cyl.	1980-78	Conventional Ignition	ISL002M	
2.5L 4 CYL.	1986-82	Conventional Ignition	ISL100M	
225cid 8 Cyl.	1978-76	Conventional Ignition	ISL002M	
230cid 8 Cyl.	1981-79	Conventional Ignition	ISL002M	
230cid IB LH 8 Cyl.	1976	Conventional Ignition	ISL002M	
260cid 8 Cyl.	1981-79	Conventional Ignition	ISL002M	

ASSORTED PARTS

IGNITION WIRE SETS APPLICATIONS

ENGINE	YEAR	APPLICATION	PART NUMBER
OUTBOARD MARINE CORP. - OMC (Cont'd)			
260cid IB RH 8 Cyl.	1976	Conventional Ignition	ISL002M
260cid LH 8 Cyl.		Conventional Ignition	ISL002M
3.0L HO 4 Cyl.	All	EST Electronic Ignition	ISL011M
305cid IB LH 8 Cyl.	1982-79	Conventional Ignition	ISL002M
305cid IB RH 8 Cyl.	1982-77	Conventional Ignition	ISL002M
350cid 8 Cyl. King Cobra	1989	Conventional Ignition	ISL002M
350cid IB RH 8 Cyl.	1982-77	Conventional Ignition	ISL002M
4.3L (262cid) V6	1990-85	Conventional Ignition	ISL001M
4.3L (262cid) V6 King Cobra	1989	Conventional Ignition	ISL001M
454cid IB 8 Cyl.	1982-79	Conventional Ignition	ISL002M
5.0L 8 Cyl.	1988-82	Conventional Ignition	ISL002M
5.7L 8 Cyl.	1989-82	Conventional Ignition	ISL002M
5.7L 8 Cyl. King Cobra	1988	Conventional Ignition	ISL002M
80 4 Cyl.	1969-68	Conventional Ignition	ISL100M
VOLVO - Marine Engine			
AQ175A V6	All	Prestolite Ignition	ISL001M
AQ190A 8 Cyl.		Prestolite Ignition	ISL002M
AQ200B-F 8 Cyl.		Prestolite Ignition	ISL002M
AQ205A V6		Prestolite Ignition	ISL001M
AQ211A 8 Cyl.		Prestolite Ignition	ISL002M
AQ231A 8 Cyl.		Prestolite Ignition	ISL002M
AQ231B 8 Cyl.		Prestolite Ignition	ISL002M
AQ240A 8 Cyl.		Prestolite Ignition	ISL002M
AQ255A-F 8 Cyl.		Prestolite Ignition	ISL002M
AQ255B 8 Cyl.		Prestolite Ignition	ISL002M
AQ255D 8 Cyl.		Prestolite Ignition	ISL002M
AQ260A 8 Cyl.		Prestolite Ignition	ISL002M
AQ260B 8 Cyl.		Prestolite Ignition	ISL002M
AQ271A-D 8 Cyl.		Prestolite Ignition	ISL002M
AQ290A 8 Cyl.		Prestolite Ignition	ISL002M
AQ311 A 8 Cyl.		Prestolite Ignition	ISL002M
AQ311 B 8 Cyl.		Prestolite Ignition	ISL002M
BB225A-C 8 Cyl.		Prestolite Ignition	ISL002M
BB231A 8 Cyl.		Prestolite Ignition	ISL002M
BB260A-C 8 Cyl.		Prestolite Ignition	ISL002M
BB261A 8 Cyl.		Prestolite Ignition	ISL002M

ASSORTED PARTS

MAP SENSORS APPLICATIONS

ENGINE	YEAR	APPLICATION	PART NUMBER
CHEVROLET - Marine Engine			
6 Cyl. 2.8L 173cid	1989-85	All	MAP1101
6 Cyl. 3.0L 181cid	1992-85	All	MAP1101
6 Cyl. 3.1L 189cid	2004-89	All	MAP1101
6 Cyl. 3.8L 231cid	2006-96	All	MAP1112
6 Cyl. 4.3L 260cid	1985-84	All	MAP1101
6 Cyl. 4.3L 262cid	2007-96	All	MAP1112
6 Cyl. 4.3L 262cid	1995-85	All	MAP1101
8 Cyl. 4.0L 244cid	2003-95	All	MAP1112
8 Cyl. 4.6L 281cid	2009-95	All	MAP1112
8 Cyl. 4.8L 294cid	2008-04	All	MAP1112
8 Cyl. 5.0L 305cid	2002-84	All	MAP1112
8 Cyl. 5.0L 305cid	1995-84	All	MAP1101
8 Cyl. 5.0L 307cid	1990-87	All	MAP1101
8 Cyl. 5.3L 323cid	2005-99	All	MAP1112
8 Cyl. 5.3L 325cid	2008-06	All	MAP1112
8 Cyl. 5.7L 350cid	2002-96	All	MAP1112
8 Cyl. 5.7L 350cid	1997-84	All	MAP1101
8 Cyl. 6.0L 364cid	2008-99	All	MAP1112
8 Cyl. 6.5L 395cid	1999-94	All	MAP1101
8 Cyl. 7.4L 454cid	2000-96	All	MAP1112
8 Cyl. 7.4L 454cid	1997-88	All	MAP1101
8 Cyl. 8.1L 496cid	2007-01	All	MAP1112
CHRYSLER - Marine Engine			
6 Cyl. 4.0L 242cid	1995-87	All	MAP1101
6 Cyl. 4.2L 258cid	1990-86	All	MAP1101
8 Cyl. 5.9L 360cid	1988-86	All	MAP1101

ASSORTED PARTS

WATER PUMPS APPLICATIONS

ENGINE	YEAR	APPLICATION	PART NUMBER
CHEVROLET - Marine Engine			
283 cid Eng.	1964-63	8 Cyl. 4.6L 283cid	WP453ML
350 cid Eng.	2007-80	8 Cyl. 5.7L 350cid	WP453ML
4 & 6 Cyl. Eng.	1989-63	4 & 6 Cyl. 110, 120, 140, 165 HP	WP447M
454 cid Eng.	1997-80	8 Cyl. 7.4L 454cid	WP415M
496 cid Eng.	2006-01	8 Cyl. 8.1L 496cid	WP425M
CHRYSLER - Marine Engine			
273 cid Eng.	1973-67	8 Cyl. 4.5L 273cid	WP307M
318 cid Eng.	1989-67	8 Cyl. 5.2L 318cid	WP307M
340 cid Eng.	1973-67	8 Cyl. 5.6L 340cid	WP307M
360 cid Eng.	1987-74	8 Cyl. 5.9L 360cid	WP307M
FORD - Marine Engine			
289 cid Eng.	1968-63	8 Cyl. 4.7L 289cid	WP520M
302 cid Eng.	1995-70	8 Cyl. 5.0L 302cid	WP520M
351 cid Eng.	1995-71	8 Cyl. 5.8L 351cid	WP520M

ASSORTED PARTS


BUYERS GUIDE - ALTERNATORS

YEAR MAKE / MODEL
7138N
 DR, 80 Amp/12 Volt, Bi-Directional, Neg. Grd., w/o pulley, 12:00 Plug Clock



1985-70 Caterpillar 3406
 1985-70 Caterpillar 3408
 1988-On Detroit Diesel 8.2L

7152CN-94A
 DR, 94 Amp/12 Volt, CW, 1-Groove Pulley, 1-Wire System, Chrome



All Crusader Various Models
 1972-On Hardin Various Models
 1972-On Jacuzzi Jet Various Models
 1982-73 Mercruiser Model 120
 1982-73 Mercruiser Model 140
 1982-70 Mercruiser Model 165
 1977 Mercruiser Model 198 MIE
 1972-70 Mercruiser Model 215
 1972-70 Mercruiser Model 215 MIE
 1974-73 Mercruiser Model 225
 1974-73 Mercruiser Model 225 MIE
 1981-77 Mercruiser Model 228
 1980-77 Mercruiser Model 228 MIE
 1977-75 Mercruiser Model 233
 1977-75 Mercruiser Model 233 MIE
 1977 Mercruiser Model 250
 1974-73 Mercruiser Model 255
 1980-73 Mercruiser Model 255 MIE
 1981-78 Mercruiser Model 260
 1972-69 Mercruiser Model 270
 1972-69 Mercruiser Model 270 MIE
 1976-75 Mercruiser Model 280 TRS
 1972-69 Mercruiser Model 325
 1974-68 Mercruiser Model 325 MIE
 1981-77 Mercruiser Model 330
 1980-77 Mercruiser Model 330 MIE
 1976-74 Mercruiser Model 350 MIE
 1987-78 Mercruiser Model 370 TRS
 1970-69 Mercruiser Model 390
 1970-69 Mercruiser Model 390 MIE
 1986-80 Mercruiser Model 400 TRS (Cyclone)
 1986-83 Mercruiser Model 440 TRS (Cyclone)
 1986-83 Mercruiser Model 460 TRS (Cyclone)
 1977-71 Mercruiser Model 888
 1984-77 Mercruiser Model 898
 1987-81 OMC INBOARD & V-DRIVE
 1974-On Pleasurecraft Various Models

YEAR MAKE / MODEL
7152CN-HQ
 DR, 94 Amp/12 Volt, CW, 1-Groove Pulley, 1-Wire System, Chrome



All Crusader Various Models
 1972-On Hardin Various Models
 1972-On Jacuzzi Jet Various Models
 1982-73 Mercruiser Model 120
 1982-73 Mercruiser Model 140
 1982-70 Mercruiser Model 165
 1977 Mercruiser Model 198 MIE
 1972-70 Mercruiser Model 215
 1972-70 Mercruiser Model 215 MIE
 1974-73 Mercruiser Model 225
 1974-73 Mercruiser Model 225 MIE
 1981-77 Mercruiser Model 228
 1980-77 Mercruiser Model 228 MIE
 1977-75 Mercruiser Model 233
 1977-75 Mercruiser Model 233 MIE
 1977 Mercruiser Model 250
 1974-73 Mercruiser Model 255
 1980-73 Mercruiser Model 255 MIE
 1981-78 Mercruiser Model 260
 1972-69 Mercruiser Model 270
 1972-69 Mercruiser Model 270 MIE
 1976-75 Mercruiser Model 280 TRS
 1972-69 Mercruiser Model 325
 1974-68 Mercruiser Model 325 MIE
 1981-77 Mercruiser Model 330
 1980-77 Mercruiser Model 330 MIE
 1976-74 Mercruiser Model 350 MIE
 1987-78 Mercruiser Model 370 TRS
 1970-69 Mercruiser Model 390
 1970-69 Mercruiser Model 390 MIE
 1986-80 Mercruiser Model 400 TRS (Cyclone)
 1986-83 Mercruiser Model 440 TRS (Cyclone)
 1986-83 Mercruiser Model 460 TRS (Cyclone)
 1977-71 Mercruiser Model 888
 1984-77 Mercruiser Model 898
 1987-81 OMC INBOARD & V-DRIVE
 1974-On Pleasurecraft Various Models

7152N
 DR, 61 Amp/12 Volt, CW, 1-Groove Pulley



All Crusader Various Models
 1972-On Hardin Various Models
 1972-On Jacuzzi Jet Various Models
 1982-73 Mercruiser Model 120
 1982-73 Mercruiser Model 140
 1982-70 Mercruiser Model 165
 1977 Mercruiser Model 198 MIE
 1972-70 Mercruiser Model 215
 1972-70 Mercruiser Model 215 MIE
 1974-73 Mercruiser Model 225
 1974-73 Mercruiser Model 225 MIE

BUYERS GUIDE - ALTERNATORS

YEAR MAKE / MODEL

7152N - continued

1981-77 Mercruiser Model 228
 1980-77 Mercruiser Model 228 MIE
 1977-75 Mercruiser Model 233
 1977-75 Mercruiser Model 233 MIE
 1977 Mercruiser Model 250
 1974-73 Mercruiser Model 255
 1980-73 Mercruiser Model 255 MIE
 1981-78 Mercruiser Model 260
 1972-69 Mercruiser Model 270
 1972-69 Mercruiser Model 270 MIE
 1976-75 Mercruiser Model 280 TRS
 1972-69 Mercruiser Model 325
 1974-68 Mercruiser Model 325 MIE
 1981-77 Mercruiser Model 330
 1980-77 Mercruiser Model 330 MIE
 1976-74 Mercruiser Model 350 MIE
 1987-78 Mercruiser Model 370 TRS
 1970-69 Mercruiser Model 390
 1970-69 Mercruiser Model 390 MIE
 1986-80 Mercruiser Model 400 TRS (Cyclone)
 1986-83 Mercruiser Model 440 TRS (Cyclone)
 1986-83 Mercruiser Model 460 TRS (Cyclone)
 1977-71 Mercruiser Model 888
 1984-77 Mercruiser Model 898
 1987-81 OMC INBOARD & V-DRIVE
 1974-On Pleasurecraft Various Models

7152N-94A

DR, 94 Amp/12 Volt, CW, 1-Groove Pulley, 1-Wire System



All Crusader Various Models
 1972-On Hardin Various Models
 1972-On Jacuzzi Jet Various Models
 1982-73 Mercruiser Model 120
 1982-73 Mercruiser Model 140
 1982-70 Mercruiser Model 165
 1977 Mercruiser Model 198 MIE
 1972-70 Mercruiser Model 215
 1972-70 Mercruiser Model 215 MIE
 1974-73 Mercruiser Model 225
 1974-73 Mercruiser Model 225 MIE
 1981-77 Mercruiser Model 228
 1980-77 Mercruiser Model 228 MIE
 1977-75 Mercruiser Model 233
 1977-75 Mercruiser Model 233 MIE
 1977 Mercruiser Model 250
 1974-73 Mercruiser Model 255
 1980-73 Mercruiser Model 255 MIE
 1981-78 Mercruiser Model 260
 1972-69 Mercruiser Model 270
 1972-69 Mercruiser Model 270 MIE
 1976-75 Mercruiser Model 280 TRS
 1972-69 Mercruiser Model 325
 1974-68 Mercruiser Model 325 MIE
 1981-77 Mercruiser Model 330
 1980-77 Mercruiser Model 330 MIE
 1976-74 Mercruiser Model 350 MIE
 1987-78 Mercruiser Model 370 TRS
 1970-69 Mercruiser Model 390
 1970-69 Mercruiser Model 390 MIE
 1986-80 Mercruiser Model 400 TRS (Cyclone)

YEAR MAKE / MODEL

7152N-94A - continued

1986-83 Mercruiser Model 440 TRS (Cyclone)
 1986-83 Mercruiser Model 460 TRS (Cyclone)
 1977-71 Mercruiser Model 888
 1984-77 Mercruiser Model 898
 1987-81 OMC INBOARD & V-DRIVE
 1974-On Pleasurecraft Various Models

7252N

DR, 75 Amp/24 Volt, Bi-Directional, Neg. Grd., w/o pulley



1995-86 Caterpillar 3208
 1993-86 Caterpillar 3406
 1993-86 Caterpillar 3408
 1993-86 Caterpillar 3412
 1993-86 Caterpillar 3508
 1993-86 Caterpillar 3512
 1993-86 Caterpillar 3516
 1993-86 Caterpillar Various Models

7254N

DR, 50 Amp/24 Volt, Bi-Directional, Neg. Grd., w/o pulley



1995-86 Caterpillar 3208
 1997-86 Caterpillar 3304
 1997-85 Caterpillar 3306
 1997-86 Caterpillar 3406
 1997-86 Caterpillar 3408
 1997-86 Caterpillar 3412

7255N

DR, 75 Amp/12 Volt, Bi-Directional, Neg. Grd., w/o pulley



1975-69 Caterpillar 3145
 1975-69 Caterpillar 3150
 1975-69 Caterpillar 3160
 1993-85 Caterpillar 3306
 1993-70 Caterpillar 3406
 1993-70 Caterpillar 3408
 1993-86 Caterpillar 3412
 1993-86 Caterpillar 3512
 1993-86 Caterpillar 3516
 1974-On Caterpillar Various Models
 1988-On Detroit Diesel 8.2L

BUYERS GUIDE - ALTERNATORS

YEAR MAKE / MODEL
7263N
 DR, 60 Amp/24 Volt, Bi-Directional, Insulated Grd., w/o Pulley, 09:00 Plug Clock



1993-86 Caterpillar 3304
 1993-85 Caterpillar 3306
 1993-70 Caterpillar 3406
 1993-70 Caterpillar 3408
 1993-86 Caterpillar 3412
 1993-86 Caterpillar 3512
 1993-86 Caterpillar 3516
 1997-86 Caterpillar Various Models

7266N
 DR, 60 Amp/12 Volt, Bi-Directional, Neg. Grd., w/o pulley



1990-86 Caterpillar 3208
 1990-86 Caterpillar 3304
 1990-85 Caterpillar 3306
 1990-86 Caterpillar 3406
 1990-86 Caterpillar 3408
 1990-86 Caterpillar 3412
 1990-86 Caterpillar Various Models

7294-12N
 DR, 94 Amp/12 Volt, CW, Neg. Grd., 1-Groove Pulley, 12:00 Plug Clock



All John Deere 4039DFM
 All John Deere 4045TFM
 All John Deere 6068DFM
 All John Deere 6068TFM
 All John Deere 6076AFM
 All John Deere 6076AFM30


7297N
 DR, 45 Amp/24 Volt, Bi-Directional, Neg. Grd., w/o pulley



1990-86 Caterpillar 3208
 1990-86 Caterpillar 3304
 1990-85 Caterpillar 3306
 1990-86 Caterpillar 3406

YEAR MAKE / MODEL
7297N - continued
 1990-86 Caterpillar 3408
 1990-86 Caterpillar 3412
 1993-86 Caterpillar 3508
 1993-86 Caterpillar 3512
 1993-86 Caterpillar 3516
 1993-86 Caterpillar Various Models

7466CN-94A
 DR, 94 Amp/12 Volt, CW, 1-Groove Pulley, 1-Wire System, Chrome



1982-73 Mercruiser Model 120
 1982-73 Mercruiser Model 140
 1982-70 Mercruiser Model 165
 1977 Mercruiser Model 198 MIE
 1981-77 Mercruiser Model 228
 1980-77 Mercruiser Model 228 MIE
 1980-75 Mercruiser Model 255 MIE
 1981-78 Mercruiser Model 260
 1981-77 Mercruiser Model 330
 1980-77 Mercruiser Model 330 MIE
 1987-78 Mercruiser Model 370 TRS
 1986-80 Mercruiser Model 400 TRS (Cyclone)
 1986-83 Mercruiser Model 440 TRS (Cyclone)
 1986-83 Mercruiser Model 460 TRS (Cyclone)
 1982-77 Mercruiser Model 898

7466CN-HQ
 DR, 94 Amp/12 Volt, CW, 1-Groove Pulley, 1-Wire System, Chrome



1982-73 Mercruiser Model 120
 1982-73 Mercruiser Model 140
 1982-70 Mercruiser Model 165
 1977 Mercruiser Model 198 MIE
 1981-77 Mercruiser Model 228
 1980-77 Mercruiser Model 228 MIE
 1980-75 Mercruiser Model 255 MIE
 1981-78 Mercruiser Model 260
 1981-77 Mercruiser Model 330
 1980-77 Mercruiser Model 330 MIE
 1987-78 Mercruiser Model 370 TRS
 1986-80 Mercruiser Model 400 TRS (Cyclone)
 1986-83 Mercruiser Model 440 TRS (Cyclone)
 1986-83 Mercruiser Model 460 TRS (Cyclone)
 1982-77 Mercruiser Model 898

BUYERS GUIDE

BUYERS GUIDE - ALTERNATORS

YEAR MAKE / MODEL

7466N

DR, 61 Amp/12 Volt, CW, 1-Groove Pulley, 1-Wire System



1989-73 Mercruiser Model 120
 1986-73 Mercruiser Model 140
 1982-70 Mercruiser Model 165
 1977 Mercruiser Model 198 MIE
 1989-87 Mercruiser Model 2.5L
 1981-77 Mercruiser Model 228
 1980-77 Mercruiser Model 228 MIE
 1980-75 Mercruiser Model 255 MIE
 1981-78 Mercruiser Model 260
 1989-87 Mercruiser Model 3.0 / 3.0LX
 1981-77 Mercruiser Model 330
 1980-77 Mercruiser Model 330 MIE
 1987-78 Mercruiser Model 370 TRS
 1986-80 Mercruiser Model 400 TRS (Cyclone)
 1986-83 Mercruiser Model 440 TRS (Cyclone)
 1986-83 Mercruiser Model 460 TRS (Cyclone)
 1982-77 Mercruiser Model 898

7466N-94A

DR, 94 Amp/12 Volt, CW, 1-Groove Pulley, 1-Wire System



1982-73 Mercruiser Model 120
 1982-73 Mercruiser Model 140
 1982-70 Mercruiser Model 165
 1977 Mercruiser Model 198 MIE
 1981-77 Mercruiser Model 228
 1980-77 Mercruiser Model 228 MIE
 1980-75 Mercruiser Model 255 MIE
 1981-78 Mercruiser Model 260
 1981-77 Mercruiser Model 330
 1980-77 Mercruiser Model 330 MIE
 1987-78 Mercruiser Model 370 TRS
 1986-80 Mercruiser Model 400 TRS (Cyclone)
 1986-83 Mercruiser Model 440 TRS (Cyclone)
 1986-83 Mercruiser Model 460 TRS (Cyclone)
 1982-77 Mercruiser Model 898

7489N

MO, 72 Amp/12 Volt, Bi-Directional, w/o Pulley



All Crusader Various Models
 1975-On Stewart & Stevenson Various Models
 1985-On Westerbeke Various Models

YEAR MAKE / MODEL

7853N

DR, 105 Amp/12 Volt, CW, 1-Groove Pulley



1988-On Detroit Diesel 8.2L
 All John Deere 4039DFM
 All John Deere 4045TFM
 All John Deere 6068DFM
 All John Deere 6068TFM
 All John Deere 6076AFM
 All John Deere 6076AFM30
 All John Deere 6125AFM01
 2007-04 John Deere 6125AFM75
 2007-04 John Deere 6125SFM75

7940N

DR, 105 Amp/12 Volt, Bi-Directional, Neg. Grd., w/o pulley



1997-92 Caterpillar 3176
 1992-On Caterpillar Various Models

7965N

DR, 100 Amp/24 Volt, Bi-Directional, Neg. Grd., w/o Pulley



1997-92 Caterpillar 3176
 1997-92 Caterpillar Various Models

7975N

DR, 60 Amp/24 Volt, Bi-Directional, Neg. Grd., w/o pulley



1987-86 Cummins Marine Engines V Series

8047N

MO, 65 Amp/12 Volt, Bi-Directional, w/o pulley



BUYERS GUIDE - ALTERNATORS

YEAR MAKE / MODEL

8047N - continued

All John Deere 4039DFM
All John Deere 4045TFM

8050N


MO/PS, 35 Amp/24 Volt, Bi-Directional, Isulated Grd.



1997-On Caterpillar 3304
1997-On Caterpillar 3306
1997-92 Caterpillar 3406
1997-92 Caterpillar 3408
1997-92 Caterpillar 3412
1980-On Caterpillar Various Models

8066N

DR, 85 Amp/12 Volt, Bi-Directional, Neg. Grd., w/o pulley



1988-On Detroit Diesel 8.2L

8329N

LN/MO, 160 Amp/12 Volt, w/o Pulley, Dual Foot J-180 Mount



2004-99 Volvo Penta D12C
2005-94 Volvo Penta TAMD63L,P
1997-91 Volvo Penta TAMD72,A,P,WJ
1999-97 Volvo Penta TAMD73P,WJ
2005-98 Volvo Penta TAMD74A,C,L,P
2005-98 Volvo Penta TAMD75P
1975-On Westerbeke Various Models

8415N

MO/PS, 100 Amp/24 Volt, CW, w/o pulley



1985-On Motorola Various Models
1975-On Poyaud Various Models
2004-99 Volvo Penta D12C
2004-99 Volvo Penta D12D
2000-91 Volvo Penta TAMD102A,D
2004-00 Volvo Penta TAMD103A
All Volvo Penta TAMD120
1983-72 Volvo Penta TAMD120A,B

YEAR MAKE / MODEL

8415N - continued

2002-88 Volvo Penta TAMD122,A,C,D,P
2001-88 Volvo Penta TAMD162,A,B,C
2005-02 Volvo Penta TAMD165A,C,P
2005-94 Volvo Penta TAMD63L,P
1997-91 Volvo Penta TAMD72,A,P,WJ
1999-97 Volvo Penta TAMD73P,WJ
2005-98 Volvo Penta TAMD74A,C,L,P
2005-98 Volvo Penta TAMD75P
All Volvo Penta TMD100
1988-65 Volvo Penta TMD100B,C
All Volvo Penta TMD120
1984-70 Volvo Penta TMD120A,B
2000-88 Volvo Penta TMD122A

8422N

MO/PS, 175 Amp/24 Volt, CW, w/o pulley



1985-On Motorola Various Models
1983-72 Volvo Penta TAMD120A,B
2001-88 Volvo Penta TAMD162,A,B,C
1988-65 Volvo Penta TMD100B,C
1984-70 Volvo Penta TMD120A,B

8460N

DR, 70 Amp/12 Volt, CW, 6-Groove Pulley



1999-On Mercruiser Model 350 Mag MPI (Gen +)
1998-On Mercruiser Model 350 Mag MPI Alpha & Bravo
2001-On Mercruiser Model 350 Mag MPI Hor Alpha & Bravo
1999-On Mercruiser Model 350 Mag MPI Horizon
1998-On Mercruiser Model 350 Mag MPI Ski (Gen +)
1998-On Mercruiser Model 4.3L (Gen +)
1999 Mercruiser Model 4.3L EFI
1998-On Mercruiser Model 4.3L EFI (Gen +) TBI
2002-01 Mercruiser Model 4.3L MPI
1998-On Mercruiser Model 4.3LH (Gen +) (4-BBL)
2000-On Mercruiser Model 454 Mag Bravo MPI (Gen VI)
2001-On Mercruiser Model 454 Mag MPI (Gen VI)
2001-On Mercruiser Model 454 Mag MPI Horizon
1998-On Mercruiser Model 454 Mag MPI Horizon (Gen VI)
2002-98 Mercruiser Model 5.0L (2-BBL) (Gen +)
2001-99 Mercruiser Model 5.0L EFI (Gen +)
2001-On Mercruiser Model 5.0L MPI Alpha & Bravo
2002-98 Mercruiser Model 5.7L (2-BBL) (Gen +)
1998-On Mercruiser Model 5.7L EFI (Gen +)
1997-On Mercruiser Model 5.7L EFI (Gen +) MIE
1999-On Mercruiser Model 5.7L MIE
1998-On Mercruiser Model 5.7L Ski (Gen +)
1998-On Mercruiser Model 502 Mag MPI (Gen VI)
2000-98 Mercruiser Model 7.4L MIE MPI (L29) (Gen VI)
2000-98 Mercruiser Model 7.4LX MPI (Gen VI) (L29)
2000-On Mercruiser Model 8.2L MIE MPI (LH) (Gen VI)
2000-On Mercruiser Model MX 6.2L MPI
2000-On Mercruiser Model MX 6.2L MPI Horizon

BUYERS GUIDE - ALTERNATORS

YEAR MAKE / MODEL

8461N

DR, 70 Amp/12 Volt, CW, 6-Groove Pulley



1997-On Mercruiser Black Scorpion Ski (Gen +)
 1999-On Mercruiser Model 350 Mag MPI (Gen +)
 2001-On Mercruiser Model 350 Mag MPI Alpha & Bravo
 2001-On Mercruiser Model 350 Mag MPI Hor Alpha & Bravo
 1999-On Mercruiser Model 350 Mag MPI Horizon
 2002-On Mercruiser Model 4.3L (Carb.) Alpha & Bravo
 2002-On Mercruiser Model 4.3L (MFI) Alpha & Bravo
 2002-01 Mercruiser Model 4.3L MPI
 2001-On Mercruiser Model 496 Mag
 2001-On Mercruiser Model 496 Mag HO
 2002-98 Mercruiser Model 5.0L (2-BBL) (Gen +)
 2002-On Mercruiser Model 5.0L (Carb.) Alpha & Bravo
 2001-On Mercruiser Model 5.0L MPI Alpha & Bravo
 2002-98 Mercruiser Model 5.7L (2-BBL) (Gen +)
 2002-On Mercruiser Model 5.7L (Carb.) Alpha & Bravo
 1998-On Mercruiser Model 5.7L EFI (Gen +)
 1999-On Mercruiser Model 5.7L MIE
 1998-On Mercruiser Model 5.7L Ski (CARB)
 2002-00 Mercruiser Model 500 EFI
 2002-00 Mercruiser Model 525 EFI
 2002-On Mercruiser Model 600SCI
 2002-On Mercruiser Model 662SCI
 2002-On Mercruiser Model 700SCI
 2001-On Mercruiser Model 8.1S HO
 2001-On Mercruiser Model 8.1S Horizon
 2001-On Mercruiser Model MX 6.2L BS MPI Ski
 2000-On Mercruiser Model MX 6.2L MPI
 2000-On Mercruiser Model MX 6.2L MPI Horizon

8463N

DR, 70 Amp/12 Volt, CW, 2-Groove Pulley



2004-02 Crusader 305
 2004-02 Crusader 350
 2004-01 Crusader 496
 2008-97 Marine Power Various Models
 2004-02 Pleasurecraft 305CI, 5.0L
 2004-02 Pleasurecraft 350CI, 5.7L
 2004-01 Pleasurecraft 496CI, 8.1L

8465N

DR, 70 Amp/12 Volt, CW, 1-Groove Pulley




1999-On Mercruiser Model 3.0 / 3.0LX
 2002-99 Mercruiser Model 900SC

YEAR MAKE / MODEL

8466N-1G

DR, 70 Amp/12 Volt, CW, 1-Groove Pulley



2004-02 Crusader 305
 2004-02 Crusader 350
 2004-01 Crusader 496

8467-9N

DR, 70 Amp/12 Volt, CW, 6-Groove/65mm OD Pulley, 09:00 Plug Clock



2004-99 Crusader 364
 2004-02 Pleasurecraft 305CI, 5.0L
 2004-02 Pleasurecraft 350CI, 5.7L
 2007-03 Pleasurecraft 364CI, 6.0L

8467N-6G1


DR, 70 Amp/12 Volt, CW, 6-Groove/50mm OD Pulley, 12:00 Plug Clock



2004-02 Crusader 305
 2004-02 Crusader 350
 2004-01 Crusader 496
 2008-97 Marine Power Various Models
 2004-02 Pleasurecraft 305CI, 5.0L
 2004-02 Pleasurecraft 350CI, 5.7L
 2004-01 Pleasurecraft 496CI, 8.1L

8467N-6G2

DR, 70 Amp/12 Volt, CW, 6-Groove/65mm OD Pulley, 12:00 Plug Clock



2004-02 Crusader 305
 2004-02 Crusader 350
 2004-01 Crusader 496
 All Crusader Various Models
 2004-02 Pleasurecraft 305CI, 5.0L
 2004-02 Pleasurecraft 350CI, 5.7L
 2004-01 Pleasurecraft 496CI, 8.1L

BUYERS GUIDE - ALTERNATORS

YEAR MAKE / MODEL

8468N

DR, 70 Amp/12 Volt, CW, 2-Groove Pulley



1997-On Marine Power Various Models

8469N

DR, 70 Amp/12 Volt, CW, 6-Groove Pulley



2004-02 Crusader 305
 2004-02 Crusader 350
 2004-01 Crusader 496
 2008-97 Marine Power Various Models
 2004-02 Pleasurecraft 305CI, 5.0L
 2004-02 Pleasurecraft 350CI, 5.7L
 2004-01 Pleasurecraft 496CI, 8.1L

8470N

DR, 50 Amp/12 Volt, CW, 4-Groove Pulley



All Mariner 200 (DFI)
 All Mariner 225 (DFI)
 All Mariner V-115 (DFI)
 All Mariner V-135 (DFI)
 All Mariner V-150 (DFI)
 All Mariner V-175 (DFI)
 2000-On Mercruiser Model 575SCI
 2000 Mercury 115CXL Optimax Saltwater
 2000 Mercury 115L Optimax
 2000 Mercury 115L Optimax Saltwater
 2000 Mercury 115XL Optimax Saltwater
 2009-99 Mercury 135CXL Optimax
 2009-99 Mercury 135L Optimax
 2009-99 Mercury 135XL Optimax
 2009-06 Mercury 150 EFI
 2005-03 Mercury 150CXL EFI Saltwater
 2005-99 Mercury 150CXL Optimax
 2005-03 Mercury 150L EFI
 2005-03 Mercury 150L EFI Saltwater
 2005-99 Mercury 150L Optimax
 2009-06 Mercury 150XL EFI
 2005-03 Mercury 150XL EFI Saltwater
 2005-99 Mercury 150XL Optimax
 2007-03 Mercury 175CXL Optimax
 2009-01 Mercury 175L Optimax
 2009-08 Mercury 175L Pro XS Optimax
 2008-02 Mercury 175XL Optimax
 2009-08 Mercury 175XL Pro XS Optimax
 2005-98 Mercury 2.5L Racing

YEAR MAKE / MODEL

8470N - continued

2005-99 Mercury 200CXL EFI
 2005-99 Mercury 200L EFI
 2005-99 Mercury 200XL EFI
 2005 Mercury 200XS CS Optimax Racing
 2006 Mercury 200XS Optimax Racing
 2005-00 Mercury 200XS SS Optimax Racing
 2005-00 Mercury 200XSL Optimax Racing

8471N

DR, 50 Amp/12 Volt, CW, 4-Groove Pulley



2009-04 Mercury 115ELPT Optimax
 2005-04 Mercury 115ELPT Saltwater Optimax
 2009-04 Mercury 115EXLPT Optimax
 2005-04 Mercury 115EXLPT Saltwater Optimax
 2009-05 Mercury 200CXL DTS Optimax
 2009-98 Mercury 200CXL Optimax
 2002-98 Mercury 200CXXL Optimax
 2009-05 Mercury 200L DTS Optimax
 2009-98 Mercury 200L Optimax
 2009-05 Mercury 200XL DTS Optimax
 2009-98 Mercury 200XL Optimax
 2002-98 Mercury 200XXL Optimax
 2009-05 Mercury 225 Pro XS Optimax
 2009-04 Mercury 225CXL DTS Optimax
 2004-01 Mercury 225CXL EFI
 2009-98 Mercury 225CXL Optimax
 2009-04 Mercury 225CXXL DTS Optimax
 2004-01 Mercury 225CXXL EFI
 2009-98 Mercury 225CXXL Optimax
 2009-03 Mercury 225L DTS Optimax
 2004-01 Mercury 225L EFI
 2009-98 Mercury 225L Optimax
 2009-03 Mercury 225XL DTS Optimax
 2004-01 Mercury 225XL EFI
 2009-98 Mercury 225XL Optimax
 2009-06 Mercury 225XS Sport Racing
 2009-03 Mercury 225XXL DTS Optimax
 2004-01 Mercury 225XXL EFI
 2009-98 Mercury 225XXL Optimax
 2009-07 Mercury 250 Pro XS Optimax
 2004-01 Mercury 250CXL EFI
 2004-01 Mercury 250CXXL EFI
 2004-01 Mercury 250XL EFI
 2009-05 Mercury 250XS Racing
 2004-01 Mercury 250XXL EFI
 2009-05 Mercury 300X, XS Promax Racing
 2009-05 Mercury 75ELPT Optimax
 2009-06 Mercury 90ELPT Optimax
 2009-06 Mercury 90EXLPT Optimax

8723N

DR, 95 Amp/12 Volt, CW, 6-Groove Pulley, 12:00 Plug Clock



BUYERS GUIDE

BUYERS GUIDE - ALTERNATORS

YEAR MAKE / MODEL

8723N - continued

All Indmar Various Models

8725N

DR, 95 Amp/12 Volt, CW, 6-Groove Pulley, 09:00 Plug Clock



2005-On Crusader Various Models
2005-On Pleasurecraft Various Models

8726N

DR, 95Amp/12 Volt, 2-Groove Pulley, 12:00 Plug Clock



All Indmar Various Models

8901N

DR, 61 Amp/12 Volt, CW, 1-Groove Pulley



1982-68 Evinrude All Models
1982-68 Johnson All Models
1979-66 OMC INBOARD & V-DRIVE

8902N-61A

DR, 61 Amp/12 Volt, CW, 1-Groove Pulley



1987-78 BMW Various Models
All Bukh 2G105
All Bukh 3G105
All Bukh DV20
All Bukh DV36ME
All Bukh DV36SME
All Bukh DV48ME
All Bukh DV48SME
1975-On Valeo Various Models
All Volvo Penta AD290
1985-81 Volvo Penta AQ125,A,B
1989-85 Volvo Penta AQ131A,B,C,D
1979-75 Volvo Penta AQ140,A
1985-79 Volvo Penta AQ145
1985-79 Volvo Penta AQ145B
All Volvo Penta AQ171A
All Volvo Penta AQ200D

YEAR MAKE / MODEL

8902N-61A - continued

1989-88 Volvo Penta AQ205A
1989-86 Volvo Penta AQ231A,B
1989-86 Volvo Penta AQ271,A,B,C
All Volvo Penta B21
All Volvo Penta B23
All Volvo Penta MD11
1981-75 Volvo Penta MD17
1984-75 Volvo Penta MD17D
All Volvo Penta MD18
1979-68 Volvo Penta MD21
1986-83 Volvo Penta MD30
All Volvo Penta MD5
All Volvo Penta MD7
1986-83 Volvo Penta TMD30A,B
All Volvo Penta TMD40

8902N-94A

DR, 94 Amp/12 Volt, CW, 1-Groove Pulley



1987-78 BMW Various Models
All Bukh 2G105
All Bukh 3G105
All Bukh DV20
All Bukh DV36ME
All Bukh DV36SME
All Bukh DV48ME
All Bukh DV48SME
1975-On Valeo Various Models
All Volvo Penta AD290
1985-81 Volvo Penta AQ125,A,B
1989-85 Volvo Penta AQ131A,B,C,D
1979-75 Volvo Penta AQ140,A
1985-79 Volvo Penta AQ145
1985-79 Volvo Penta AQ145B
All Volvo Penta AQ171A
All Volvo Penta AQ200D
1989-88 Volvo Penta AQ205A
1989-86 Volvo Penta AQ231A,B
1989-86 Volvo Penta AQ271,A,B,C
All Volvo Penta B21
All Volvo Penta B23
All Volvo Penta MD11
1981-75 Volvo Penta MD17
1984-75 Volvo Penta MD17D
All Volvo Penta MD18
1979-68 Volvo Penta MD21
1986-83 Volvo Penta MD30
All Volvo Penta MD5
All Volvo Penta MD7
1986-83 Volvo Penta TMD30A,B
All Volvo Penta TMD40

BUYERS GUIDE - ALTERNATORS

YEAR MAKE / MODEL

8903N-61A

DR, 61 Amp/12 Volt, CW, 1-Groove Pulley



1971-68 Acadia Various Models
 1988-70 Chrysler Various Models
 1965-63 Evinrude All Models
 1965-63 Johnson All Models
 1966-63 Mercruiser Model 110
 1972-64 Mercruiser Model 120
 1972-63 Mercruiser Model 140
 1966-64 Mercruiser Model 150
 1964-63 Mercruiser Model 190
 1966-63 Mercruiser Model 225
 1967-65 Mercruiser Rover 60

8903N-94A

DR, 94 Amp/12 Volt, CW, 1-Groove Pulley



1971-68 Acadia Various Models
 1988-70 Chrysler Various Models
 1965-63 Evinrude All Models
 1965-63 Johnson All Models
 1966-63 Mercruiser Model 110
 1972-64 Mercruiser Model 120
 1972-63 Mercruiser Model 140
 1966-64 Mercruiser Model 150
 1964-63 Mercruiser Model 190
 1966-63 Mercruiser Model 225
 1967-65 Mercruiser Rover 60

8904N

DR, 61 Amp/12 Volt, CW, 1-Groove Pulley, 1-Wire System



All Marine Conversion Various Models

8905N

DR, 100 Amp/12 Volt, CW, 1-Groove Pulley, 1-Wire System



All Marine Conversion Various Models

YEAR MAKE / MODEL

8906N


DR, 61 Amp/12 Volt, CW, 1-Groove Pulley, 2-Wire System



All Marine Conversion Various Models

8907N

DR, 100 Amp/12 Volt, CW, 1-Groove Pulley, 2-Wire System



All Marine Conversion Various Models

8908N

DR, 94 Amp/12 Volt, CW, 6-Groove Pulley, 1-Wire System



1998-On Lucas Various Models
 1998-On Mando Various Models
 1999-93 Volvo Penta 3.0GS
 2002-00 Volvo Penta 3.0GSM
 2002-00 Volvo Penta 3.0GSP
 2007-00 Volvo Penta 4.3GXi, Osi
 1999-97 Volvo Penta 5.0Gi
 1999-97 Volvo Penta 5.0GL
 2007-01 Volvo Penta 5.0GXi, Osi
 2007-00 Volvo Penta 5.7Gi
 2007-00 Volvo Penta 5.7GiL
 2002-00 Volvo Penta 5.7GSiL
 2007-00 Volvo Penta 5.7GXi
 2007-00 Volvo Penta 5.7GXiL
 2007-00 Volvo Penta 5.7OSi
 2007-00 Volvo Penta 5.7OSXi
 1999-94 Volvo Penta 7.4Gi
 1999-94 Volvo Penta 7.4Gsi
 2007-00 Volvo Penta 8.1Gi
 2007-00 Volvo Penta 8.1GiL
 2002-00 Volvo Penta 8.1GSi
 2002-00 Volvo Penta 8.1GSiL
 2007-00 Volvo Penta 8.1GXi
 2007-00 Volvo Penta 8.1GXiL
 1999-94 Volvo Penta 8.2GSi
 2002-00 Volvo Penta DPX375
 2000 Volvo Penta DPX385
 2000 Volvo Penta DPX415
 2002-00 Volvo Penta DPX420
 2002-00 Volvo Penta DPX500
 2002-00 Volvo Penta DPX525
 2002-00 Volvo Penta DPX600

BUYERS GUIDE

BUYERS GUIDE - ALTERNATORS

YEAR MAKE / MODEL

12109N

HI, 35 Amp/12 Volt, CW, 1-Groove Pulley



1984-80 Yanmar 1GM
 1982-On Yanmar 1GM10
 1984-82 Yanmar 1GM10C
 1982-On Yanmar 1GM10L
 1982-On Yanmar 1GML
 1982-On Yanmar 1GMY
 1984-80 Yanmar 2GM
 1982-On Yanmar 2GM20
 1984-80 Yanmar 2GMF
 All Yanmar 2GMFL
 All Yanmar 2GMFY(E)-E
 All Yanmar 2GML
 All Yanmar 2GMYE-EC
 All Yanmar 2GMZ
 1980-77 Yanmar 2QM15
 1982-On Yanmar 2TD
 1982-On Yanmar 2TM
 1984-80 Yanmar 3GM
 1982-On Yanmar 3GMD
 1982-On Yanmar 3GMF
 1982-On Yanmar 3GMFY-E
 1982-On Yanmar 3GMLE
 1984-80 Yanmar 3HM
 1984-80 Yanmar 3HMF
 1999-91 Yanmar 3JH2
 2003-99 Yanmar 3JH3
 All Yanmar 3JH3Z
 All Yanmar 3TD
 All Yanmar 3TM
 1985-On Yanmar 4GM
 1982-On Yanmar 4JH
 1988-On Yanmar 4JH2L-HTNE
 1988-On Yanmar 4JH2L-TNE
 2003-94 Yanmar 4JH3
 2003-94 Yanmar 4JH3ZA
 1982-On Yanmar 4JH-HT
 1982-On Yanmar 4JH-HT-Z
 1982-On Yanmar 4JH-T
 1982-On Yanmar 4JH-TZ
 All Yanmar 4JHZ
 1982-On Yanmar 4TD
 1982-On Yanmar 4TM
 All Yanmar KM2A
 All Yanmar KM2P
 All Yanmar KM3V
 All Yanmar Y-5M

12110N

PR, 60 Amp/24 Volt, CW, w/o Pulley



All Nanni 570
 All Nanni 570T

YEAR MAKE / MODEL

12110N - continued

All Renault RC105D
 All Renault RC210DT, DTS
 All Renault RC215DV, DTS
 All Renault RC240DTS
 All Renault RC285DV
 All Renault RC320D
 All Renault RC355DV
 All Renault RC480DV, Turbo
 All Renault RC600DTV
 All Renault RC800DTV
 2004-86 Volvo Penta AD31,A,B,D,L,P,X
 1982-71 Volvo Penta AQD70B
 1982-71 Volvo Penta AQD70BL
 1982-71 Volvo Penta AQD70C
 1982-71 Volvo Penta AQD70CL
 1982-71 Volvo Penta AQD70D
 2007-06 Volvo Penta D12-650
 2004-02 Volvo Penta D12-715
 2004-99 Volvo Penta D12C
 2007-05 Volvo Penta D12-MH
 2005-96 Volvo Penta KAD32P
 All Volvo Penta MD100
 1984-65 Volvo Penta MD100A,B
 All Volvo Penta MD120
 1980-70 Volvo Penta MD120A
 1985-65 Volvo Penta MD70B,C
 2000-91 Volvo Penta TAMD102A,D
 2004-00 Volvo Penta TAMD103A
 All Volvo Penta TAMD120
 1983-72 Volvo Penta TAMD120A,B
 1988-83 Volvo Penta TAMD121,C,D
 2002-88 Volvo Penta TAMD122,A,C,D,P
 2001-88 Volvo Penta TAMD162,A,B,C
 2001-94 Volvo Penta TAMD163,A,P
 2005-02 Volvo Penta TAMD165A,C,P
 2004-85 Volvo Penta TAMD31A,B,D,L,M,P,S,X
 1987-76 Volvo Penta TAMD60,A,B,C
 1995-86 Volvo Penta TAMD61,A
 1994-92 Volvo Penta TAMD62A
 All Volvo Penta TAMD70
 1983-70 Volvo Penta TAMD70B,C,D
 1987-83 Volvo Penta TAMD70E
 2000-86 Volvo Penta TAMD71,A,B
 1997-91 Volvo Penta TAMD72,A,P,WJ
 1999-97 Volvo Penta TAMD73P,WJ
 2005-98 Volvo Penta TAMD74A,C,L,P
 2005-98 Volvo Penta TAMD75P
 1979-72 Volvo Penta THAMD70,B,C
 All Volvo Penta TMD100A
 1988-65 Volvo Penta TMD100B,C
 2000-88 Volvo Penta TMD102A
 1984-70 Volvo Penta TMD120A,B
 1988-83 Volvo Penta TMD121C
 2000-88 Volvo Penta TMD122A
 1985-72 Volvo Penta TMD70B,C

12112N

HI, 40 Amp/12 Volt, CW, 1-Groove Pulley



All Yanmar 3TNE84
 All Yanmar 3TNE88

BUYERS GUIDE - ALTERNATORS

YEAR MAKE / MODEL

12112N - continued

1989-On Yanmar 4TNE84
1989-On Yanmar 4TNE88

12145N


BO, 95 Amp/12 Volt, CW, w/o Pulley



All John Deere 4045DFM50
2007-04 John Deere 4045DFM70
All John Deere 4045TFM50
2007-04 John Deere 4045TFM75
2007-04 John Deere 6068SFM50
All John Deere 6068TFM50
2007-04 John Deere 6068TFM75
2007-04 John Deere 6068TFM76

12148N

BO, 45 Amp/24 Volt, Bi-Directional, w/o pulley or fan



2007-04 John Deere 4045DFM70
2007-04 John Deere 4045TFM75
2007-04 John Deere 6068SFM50
2007-04 John Deere 6068TFM75
2007-04 John Deere 6068TFM76

12154N-OE

LU, 80 Amp/12 Volt, Bi-directional, 1-Groove Pulley



1975-On Ford Castoldi 1600
1975-On Ford Castoldi 3000,D
1975-On Ford Castoldi 3500D
1975-On Ford Fenwick 2401
1975-On Ford Fenwick 2402
1975-On Ford Fornaut 2401E
1975-On Ford Fornaut 2402E
1976-On JGM 1550D
1976-On JGM 1800D
1976-On JGM 2500D
1976-On JGM 4150D
1979-On Leyland Thornycroft D2367
1979-On Leyland Thornycroft LT108
1979-On Leyland Thornycroft LT230
1979-On Leyland Thornycroft LT345
1979-On Leyland Thornycroft LT54
1979-On Leyland Thornycroft LT90
1982-On Motorola Various Models
All Sabre Various Models
1982-On Valeo Various Models

YEAR MAKE / MODEL

12154N-OE - continued

1985-On Yanmar 2QMH

12159N

BO, 95 Amp/12 Volt, CW, 2-Groove Pulley



All John Deere 4045DFM50
2007-04 John Deere 4045DFM70
All John Deere 4045TFM50
2007-04 John Deere 4045TFM75
2007-04 John Deere 6068SFM50
All John Deere 6068TFM50
2007-04 John Deere 6068TFM75
2007-04 John Deere 6068TFM76

12161N

BO, 65 Amp/12 Volt, CW, w/o Pulley



All John Deere 4045DFM50
2007-04 John Deere 4045DFM70
All John Deere 4045TFM50
2007-04 John Deere 4045TFM75
2007-04 John Deere 6068SFM50
2007-04 John Deere 6068SFM75
All John Deere 6068TFM50
2007-04 John Deere 6068TFM75
2007-04 John Deere 6068TFM76

12167N

BO, 55 Amp/24 Volt, CW, Neg. Grd., w/o Pulley



1997-88 Caterpillar Various Models

12168N

BO, 120 Amp/12 Volt, w/o Pulley



All John Deere 4039DFM
All John Deere 4045DFM50
2007-04 John Deere 4045DFM70
All John Deere 4045TFM
All John Deere 4045TFM50
2007-04 John Deere 4045TFM75
All John Deere 6068DFM

BUYERS GUIDE - ALTERNATORS

YEAR MAKE / MODEL

12168N - continued

2007-04 John Deere 6068SFM50
 All John Deere 6068TFM
 All John Deere 6068TFM50
 2007-04 John Deere 6068TFM75
 2007-04 John Deere 6068TFM76
 All John Deere 6076AFM
 All John Deere 6076AFM30

12174N-1G

MD, 55 Amp/12 Volt, Bi-directional, 1-Groove Pulley



1985-On Chrysler Various Models
 All Crusader Various Models
 1989-On Glenwood Various Models
 1985-On Hardin Various Models
 1985-On Indmar Various Models
 1985-On Jacuzzi Jet Various Models
 1973-On Lehman 4D254
 1973-On Lehman 6D363,TC
 1985-On Lucas Various Models
 1985-On Mando Various Models
 1989-On Medalist Various Models
 1989-83 Mercruiser Model 120
 1986-83 Mercruiser Model 140
 1992-87 Mercruiser Model 175
 1987-83 Mercruiser Model 185
 1989-87 Mercruiser Model 2.5L
 1987-85 Mercruiser Model 200
 1991-85 Mercruiser Model 205
 1984-82 Mercruiser Model 228
 1987-85 Mercruiser Model 230
 1995-81 Mercruiser Model 230 MIE
 1987-82 Mercruiser Model 260
 1987-81 Mercruiser Model 260 MIE
 1995-87 Mercruiser Model 3.0 / 3.0LX
 1986-85 Mercruiser Model 300 Tempest
 1987 Mercruiser Model 320 (EFI)
 1987-82 Mercruiser Model 330
 1995-86 Mercruiser Model 350 Mag Alpha
 1996 Mercruiser Model 350 Mag Alpha (4-BBL)
 1996-91 Mercruiser Model 350 Mag Ski
 1987-78 Mercruiser Model 370 TRS
 1992-88 Mercruiser Model 4.3L (2-BBL)
 1996-92 Mercruiser Model 4.3L (Gen II)
 1996-92 Mercruiser Model 4.3L (Gen II) (2-BBL)
 1992-88 Mercruiser Model 4.3LX (4-BBL)
 1996-92 Mercruiser Model 4.3LX (Gen II) (4-BBL)
 1986-80 Mercruiser Model 400 TRS (Cyclone)
 1989-87 Mercruiser Model 420
 1992-90 Mercruiser Model 425
 1993-92 Mercruiser Model 425 (Gen V)
 1986-83 Mercruiser Model 440 TRS (Cyclone)
 1996-95 Mercruiser Model 450 (Gen V)
 1988-86 Mercruiser Model 454 Mag Alpha
 1992-88 Mercruiser Model 454 Mag Bravo
 1996-92 Mercruiser Model 454 Mag Bravo (Gen V)
 1997-96 Mercruiser Model 454 Mag Bravo (Gen VI)
 1986-83 Mercruiser Model 460 TRS (Cyclone)
 1992-90 Mercruiser Model 465
 1994-92 Mercruiser Model 465 (Gen V)
 1995-87 Mercruiser Model 5.0L (4-BBL)

YEAR MAKE / MODEL

12174N-1G - continued

1995-88 Mercruiser Model 5.0LX
 1996 Mercruiser Model 5.7L (2-BBL)
 1995-88 Mercruiser Model 5.7L Bravo
 1996-87 Mercruiser Model 5.7L Competition Ski
 1996-88 Mercruiser Model 5.7L MIE
 1987-85 Mercruiser Model 5.7L Ski
 1996 Mercruiser Model 5.7LX (4-BBL)
 2000-99 Mercruiser Model 500 (Gen +)
 1996-94 Mercruiser Model 500 (Gen V)
 1998-97 Mercruiser Model 500 (Gen VI)
 2001-90 Mercruiser Model 500 Bulldog
 1992-90 Mercruiser Model 502 Mag Bravo
 1993-92 Mercruiser Model 502 Mag Bravo (Gen V)
 1992-91 Mercruiser Model 525SC
 1996-92 Mercruiser Model 525SC (Gen V)
 1997-On Mercruiser Model 525SC (Gen VI)
 1996-91 Mercruiser Model 600SC (Gen IV & V)
 1998-97 Mercruiser Model 600SC (Gen VI)
 1991-88 Mercruiser Model 7.4L Bravo
 1996-92 Mercruiser Model 7.4L Bravo (Gen V)
 1997-96 Mercruiser Model 7.4L Bravo (Gen VI)
 1996-92 Mercruiser Model 7.4L MIE (LH) (Gen V)
 1997-96 Mercruiser Model 7.4L MIE (LH) (Gen VI)
 1992-89 Mercruiser Model 7.4L MIE (LH) w/Hurth MK4
 1996-93 Mercruiser Model 8.2L MIE (Gen V)
 1992-90 Mercruiser Model 8.2L MIE w/Hurth
 1998-93 Mercruiser Model 800SC (Gen V)
 1984-83 Mercruiser Model 898
 1985-On Motorola Various Models
 1996-85 OMC INBOARD & V-DRIVE
 1989-On Panther Various Models
 1985-On Pleasurecraft Various Models
 1985-On Rex Various Models
 1988-On Stewart & Stevenson Various Models
 1999-93 Volvo Penta 3.0GL
 1999-93 Volvo Penta 3.0GS
 1999-93 Volvo Penta 4.3Gi
 1999-93 Volvo Penta 4.3GL
 1999-93 Volvo Penta 4.3GS
 1999-93 Volvo Penta 5.0Fi
 1999-93 Volvo Penta 5.0FL
 1999-93 Volvo Penta 5.7Gi
 1999-93 Volvo Penta 5.7GL
 1999-93 Volvo Penta 5.7GS
 1999-93 Volvo Penta 5.7GSi
 1996-93 Volvo Penta 5.8Fi
 1996-93 Volvo Penta 5.8L
 1999-94 Volvo Penta 7.4GL
 1999-94 Volvo Penta 8.2GL

12174N-6G

MD, 55 Amp/12 Volt, Bi-directional, 6-Groove Pulley



1985-On Lucas Various Models
 1985-On Mando Various Models
 1996-On Mercruiser Model 3.0 / 3.0LX
 1997 Mercruiser Model 350 Mag Alpha (4-BBL)
 1997 Mercruiser Model 350 Mag Ski
 1996-On Mercruiser Model 4.3L (Gen +)
 1998-On Mercruiser Model 4.3LH (Gen +) (4-BBL)
 1997-96 Mercruiser Model 4.3LHX (Gen +) (4-BBL)

BUYERS GUIDE - ALTERNATORS

YEAR MAKE / MODEL

12174N-6G - continued

1997-96	Mercruiser Model 4.3LX (Gen +) (2-BBL)
1998-95	Mercruiser Model 5.0L (2-BBL)
2002-98	Mercruiser Model 5.0L (2-BBL) (Gen +)
1998-97	Mercruiser Model 5.7L (2-BBL)
2002-98	Mercruiser Model 5.7L (2-BBL) (Gen +)
1997	Mercruiser Model 5.7L Competition Ski
1998-On	Mercruiser Model 5.7L EFI (Gen +)
1997-On	Mercruiser Model 5.7L MIE
1998-On	Mercruiser Model 5.7L Ski (Gen +)
1997	Mercruiser Model 5.7LX (4-BBL)

12175N

MD, 55 Amp/12 Volt, CCW, 1-Groove Pulley



All	Crusader Various Models
1985-On	Lucas Various Models
1985-On	Mando Various Models
1985-On	Pleasurecraft Various Models

12176N-1G

MD, 65 Amp/12 Volt, Bi-directional, 1-Groove Pulley



1985-On	Lucas Various Models
1985-On	Mando Various Models
1996	Mercruiser Black Scorpion Ski (Gen +)
1995	Mercruiser Model 350 Mag Bravo MPI
1996	Mercruiser Model 350 Mag Bravo MPI (Gen +)
1996	Mercruiser Model 350 Mag EFI Ski (Gen +)
1996-94	Mercruiser Model 350 Mag EFI Ski (TBI)
1996-95	Mercruiser Model 350 Mag MPI Ski
1996-94	Mercruiser Model 454 EFI (Gen V)
1995	Mercruiser Model 454 EFI Ski (Gen V)
1999-96	Mercruiser Model 454 Mag Bravo MPI (Gen VI)
1997-96	Mercruiser Model 454 Mag MPI (Gen VI)
1997-96	Mercruiser Model 454 Mag MPI Ski (Gen VI)
1995	Mercruiser Model 5.7L EFI (TBI) Alpha
1995	Mercruiser Model 5.7L EFI (TBI) Bravo
1995-93	Mercruiser Model 502 EFI (Gen V)
1997-96	Mercruiser Model 502 Mag MPI (Gen VI)
1998-94	Mercruiser Model 7.3L (Bravo & MIE)
1996-95	Mercruiser Model 7.4L MIE MPI (LH) (Gen V)
1997-96	Mercruiser Model 7.4L MIE MPI (LH) (Gen VI)
1997-96	Mercruiser Model 7.4L MIE TBI (LH) (Gen VI)
1996	Mercruiser Model 7.4LX Bravo MPI (Gen V)
1997-96	Mercruiser Model 7.4LX Bravo MPI (Gen VI)
1997-96	Mercruiser Model 7.4LX Bravo TBI (Gen VI)
1996	Mercruiser Model 7.4LX MPI (Gen V)
1997-96	Mercruiser Model 7.4LX MPI (Gen VI)
1997-96	Mercruiser Model 7.4LX TBI (Gen VI)
1997-96	Mercruiser Model 8.2L MIE MPI (LH) (Gen VI)
1999-97	Mercruiser Model D2.8L D-Tronic (Bravo & MIE)
1997-94	Mercruiser Model D3.0L Bravo
1995-94	Mercruiser Model D3.0L MIE
1996-94	Mercruiser Model D3.6L Bravo

YEAR MAKE / MODEL

12176N-1G - continued

1996-94	Mercruiser Model D3.6L MIE
1996-On	Mercruiser Model D3.6L W Bravo (Export)
1995-94	Mercruiser Model D4.2L Bravo
1995-94	Mercruiser Model D4.2L MIE
1999-97	Mercruiser Model D4.2L/250 D-Tronic

12176N-6G

MD, 65 Amp/12 Volt, Bi-directional, 6-Groove Pulley



2005-04	Cummins Mercruiser EI 165
2005-04	Cummins Mercruiser EI 250
2005-04	Cummins Mercruiser EI 300
2005-04	Cummins Mercruiser ES 165
2005-04	Cummins Mercruiser ES 250
2005-04	Cummins Mercruiser ES 300
1985-On	Lucas Various Models
1985-On	Mando Various Models
1997-On	Mercruiser Black Scorpion Ski (Gen +)
1997-96	Mercruiser Model 262 Mag (Gen +) (TBI)
1997-96	Mercruiser Model 350 Mag Alpha EFI (Gen +)
1997	Mercruiser Model 350 Mag Bravo MPI (Gen +)
1997	Mercruiser Model 350 Mag EFI Ski (Gen +)
1998-On	Mercruiser Model 350 Mag MPI (Gen +)
2000-98	Mercruiser Model 350 Mag MPI Alpha & Bravo
1999-On	Mercruiser Model 350 Mag MPI Horizon
1999-98	Mercruiser Model 350 Mag MPI MIE (Gen +)
1998-On	Mercruiser Model 350 Mag MPI Ski (Gen +)
1997-On	Mercruiser Model 377 Scorpion (Gen+) (Ski)
2000-On	Mercruiser Model 377 Scorpion Sterndrive
1999	Mercruiser Model 4.3L EFI
2000-98	Mercruiser Model 4.3L EFI (Gen +) TBI
1998-On	Mercruiser Model 454 Mag MPI (Gen VI)
2001-On	Mercruiser Model 454 Mag MPI Horizon
1998-On	Mercruiser Model 454 Mag MPI Horizon (Gen VI)
2001-98	Mercruiser Model 5.0L EFI (Gen +)
2001-98	Mercruiser Model 5.7L EFI (Gen +)
1997-On	Mercruiser Model 5.7L EFI (Gen +) MIE
1997-96	Mercruiser Model 5.7L EFI (TBI) (2-BBL)
1997-96	Mercruiser Model 5.7LX Bravo EFI (Gen +)
1997	Mercruiser Model 5.7LX EFI (TBI) (2-BBL)
1997-96	Mercruiser Model 5.7LX EFI (TBI) (4-BBL)
1998-On	Mercruiser Model 502 Mag MPI (Gen VI)
1999-98	Mercruiser Model 502 Mag MPI Bravo (Gen VI)
2000-98	Mercruiser Model 7.4L MIE MPI (L29) (Gen VI)
1998	Mercruiser Model 7.4L MPI (Gen VI)
2000-98	Mercruiser Model 7.4LX MPI (Gen VI) (L29)
1998-On	Mercruiser Model 8.2L MIE MPI (LH) (Gen VI)

12177N

MD, 65 Amp/12 Volt, Bi-directional, 1-Groove Pulley



All	Crusader Various Models
1985-On	Lucas Various Models
1985-On	Mando Various Models

BUYERS GUIDE - ALTERNATORS

YEAR MAKE / MODEL

12177N - continued

1996-85 OMC INBOARD & V-DRIVE
 1985-On Pleasurecraft Various Models
 1999-93 Volvo Penta 3.0GS
 1999-93 Volvo Penta 4.3Gi
 2007-93 Volvo Penta 4.3GL
 1999-93 Volvo Penta 4.3GS
 1999-93 Volvo Penta 5.0Fi
 1999-93 Volvo Penta 5.0FL
 1999-97 Volvo Penta 5.0Gi
 2007-97 Volvo Penta 5.0GL
 1999-93 Volvo Penta 5.7Gi
 2007-93 Volvo Penta 5.7GL
 1999-93 Volvo Penta 5.7GLi
 1999-93 Volvo Penta 5.7GS
 1999-93 Volvo Penta 5.7GSi
 1996-93 Volvo Penta 5.8Fi
 1996-93 Volvo Penta 5.8FL
 1996-93 Volvo Penta 5.8Fsi
 1996-93 Volvo Penta 5.8L
 1999-94 Volvo Penta 7.4Gi
 1999-94 Volvo Penta 7.4GL
 1999-94 Volvo Penta 7.4Gsi
 1999-94 Volvo Penta 8.2GL
 1999-94 Volvo Penta 8.2Gsi
 1999-96 Volvo Penta DPX385
 1999-96 Volvo Penta DPX415
 1999 Volvo Penta DPX500
 1999 Volvo Penta DPX525
 1999 Volvo Penta DPX600

12231N

MI, 40 Amp/12 Volt, CW, 1-Groove Pulley



1987-On Mitsubishi K4E
 All Mitsubishi K4M
 All Mitsubishi L3C
 All Mitsubishi L3E
 All Vetus M 2.04
 All Vetus M 2.06
 All Vetus M 2.C5
 All Vetus M 2.D5

12268N

MD, 55 Amp/12 Volt, Bi-directional, 1-Groove Pulley



1985-On Lucas Various Models
 1985-On Mando Various Models
 1985-On Pleasurecraft Various Models

YEAR MAKE / MODEL

12272N

HI, 80 Amp/12 Volt, CW, 1-Groove Pulley




1999-91 Yanmar 3JH2
 1999-91 Yanmar 3JH2BE
 1999-91 Yanmar 3JH2E
 2003-99 Yanmar 3JH3
 All Yanmar 3JH3E
 All Yanmar 3JH3E-YEU
 2003-On Yanmar 3JH4E
 2004-On Yanmar 3YM20
 2004-On Yanmar 3YM30
 1988-On Yanmar 4JH2-CE
 1988-On Yanmar 4JH2-DTE
 1988-On Yanmar 4JH2-E
 1988-On Yanmar 4JH2-HTE
 1988-On Yanmar 4JH2-TE
 1988-On Yanmar 4JH2-UTE
 2003-94 Yanmar 4JH3-CE
 2003-94 Yanmar 4JH3-DTE
 2003-94 Yanmar 4JH3E
 2003-94 Yanmar 4JH3-HTE
 2003-94 Yanmar 4JH3-TCE
 2003-94 Yanmar 4JH3-TE
 All Yanmar 4JHE
 1982-On Yanmar 4JH-TE
 All Yanmar 4LHA-DTE
 All Yanmar 4LHA-DTZ
 All Yanmar 4LHA-HTE
 All Yanmar 4LHA-HTZE
 All Yanmar 4LHA-STE
 All Yanmar 4LHA-STZE
 1987-On Yanmar 4LH-DTE
 1987-On Yanmar 4LH-HTE
 1987-On Yanmar 4LH-STE
 All Yanmar 4LH-TE
 1992-On Yanmar 6LY2-STE
 1992-On Yanmar 6LYA-STE
 1992-On Yanmar 6LYA-UTE
 1992-On Yanmar 6LYM-STE
 1992-On Yanmar 6LYM-UTE
 1992-On Yanmar 6LY-ST
 1992-On Yanmar 6LY-STE
 1992-On Yanmar 6LY-STM
 1992-On Yanmar 6LY-STZY
 1992-On Yanmar 6LY-UT
 1992-On Yanmar 6LY-UTE
 1992-On Yanmar 6LY-UTM
 1992-On Yanmar 6LY-UTZY
 All Yanmar KBW-20
 All Yanmar KBW-21
 All Yanmar KM3A
 All Yanmar KM5A
 All Yanmar UJH2E

BUYERS GUIDE - ALTERNATORS

YEAR MAKE / MODEL

12355N

ND, 80 Amp/12 Volt, CW, 2-Groove Pulley



1997-On Yanmar 6LP-DT
1997-On Yanmar 6LP-DTE
1997-On Yanmar 6LP-DTZE
1997-On Yanmar 6LP-DTZE1
1997-On Yanmar 6LP-DTZY
1997-On Yanmar 6LP-ST
1997-On Yanmar 6LP-STE
1997-On Yanmar 6LP-STZE

12358N

ND, 50 Amp/12 Volt, CW, Neg. Grd., 1-Groove Pulley, 03:00 Plug Clock



All Mariner 225 (Carb)
All Mariner 225 (EFI)
All Mariner 225 SEA PRO (Carb)
All Mariner 250 (EFI)
1999-94 Mercury 225CXL
2000-95 Mercury 225CXL EFI
1998-96 Mercury 225CXL Seapro
1999-94 Mercury 225CXXL
2000-95 Mercury 225CXXL EFI
1999-94 Mercury 225L
2000-96 Mercury 225L EFI
1999-94 Mercury 225XL
2000-95 Mercury 225XL EFI
1999-94 Mercury 225XXL
2000-95 Mercury 225XXL EFI
2000-95 Mercury 250CXL EFI
2000-95 Mercury 250CXXL EFI
2000-95 Mercury 250XL EFI
2000-95 Mercury 250XXL EFI
2000-98 Mercury 300CL Promax Racing
2000-98 Mercury 300CXL Promax Racing
2000-98 Mercury 300L Promax Racing
2000-98 Mercury 300XL Promax Racing

12359N

ND, 50 Amp/12 Volt, CW, Neg. Grd., 4-Groove Pulley



All Mariner 200 (DFI)
All Mariner 225 (DFI)
2000-98 Mercury 200CXL Optimax
2000-98 Mercury 200CXXL Optimax
2000-98 Mercury 200L Optimax
2000-98 Mercury 200XL Optimax

YEAR MAKE / MODEL

12359N - continued

2000-98 Mercury 200XXL Optimax
2000-98 Mercury 225CXL Optimax
2000-98 Mercury 225CXXL Optimax
2000-98 Mercury 225L Optimax
2000-98 Mercury 225XL Optimax
2000-98 Mercury 225XXL Optimax

12373N

BO, 120 Amp/12 Volt, CW, w/o Pulley



All John Deere 4039DFM
All John Deere 4045DFM50
2007-04 John Deere 4045DFM70
All John Deere 4045TFM
All John Deere 4045TFM50
2007-04 John Deere 4045TFM75
All John Deere 6068DFM
2007-04 John Deere 6068SFM50
All John Deere 6068TFM
All John Deere 6068TFM50
2007-04 John Deere 6068TFM75
2007-04 John Deere 6068TFM76
All John Deere 6076AFM
All John Deere 6076AFM30

12391N

MD, 65 Amp/12 Volt, Bi-directional, 6-Groove Pulley



1998-On Lucas Various Models
1998-On Mando Various Models
1999-93 Volvo Penta 3.0GS
2002-00 Volvo Penta 3.0GSM
2002-00 Volvo Penta 3.0GSP
2007-00 Volvo Penta 4.3GXi, Osi
1999-97 Volvo Penta 5.0Gi
1999-97 Volvo Penta 5.0GL
2007-01 Volvo Penta 5.0GXi, Osi
2007-00 Volvo Penta 5.7Gi
2007-00 Volvo Penta 5.7GiL
2002-00 Volvo Penta 5.7GSiL
2007-00 Volvo Penta 5.7GXi
2007-00 Volvo Penta 5.7GXiL
2007-00 Volvo Penta 5.7OSi
2007-00 Volvo Penta 5.7OSXi
1999-94 Volvo Penta 7.4Gi
1999-94 Volvo Penta 7.4Gsi
2007-00 Volvo Penta 8.1Gi
2007-00 Volvo Penta 8.1GiL
2002-00 Volvo Penta 8.1GSi
2002-00 Volvo Penta 8.1GSiL
2007-00 Volvo Penta 8.1GXi
2007-00 Volvo Penta 8.1GXiL
1999-94 Volvo Penta 8.2GSi
2002-00 Volvo Penta DPX375

BUYERS GUIDE - ALTERNATORS

YEAR MAKE / MODEL

12391N - continued

2000 Volvo Penta DPX385
 2000 Volvo Penta DPX415
 2002-00 Volvo Penta DPX420
 2002-00 Volvo Penta DPX500
 2002-00 Volvo Penta DPX525
 2002-00 Volvo Penta DPX600

12398N-OE


LU, 55 Amp/24 Volt, Bi-directional, 1-Groove Pulley



1982-On Motorola Various Models
 All Sabre Various Models

12407N

VA, 35 Amp/12 Volt, CW, w/o Pulley



1973-On Faryman A30M
 1973-On Faryman K34M
 1973-On Faryman L38M
 All Faryman Various Models
 1982-On Motorola Various Models
 All Renault RC100. D
 All Renault RC106D, DS
 All Renault RC140D
 All Renault RC145DTS
 All Renault RC160DS
 All Renault RC180D
 All Renault RC18D
 All Renault RC25
 All Renault RC25D
 All Renault RC36D
 All Renault RC90DS
 All Sabb Various Models
 1963-61 Volvo Penta AQ100
 1977-69 Volvo Penta AQ115A,B,C
 1980-66 Volvo Penta AQ120
 1977-68 Volvo Penta AQ130A,B,C,D
 1979-75 Volvo Penta AQ140,A
 1969-68 Volvo Penta AQ165A
 1980-69 Volvo Penta AQ170A,B,C,D
 All Volvo Penta AQ21A
 1982-71 Volvo Penta AQD70B
 1982-71 Volvo Penta AQD70BL
 All Volvo Penta AS130C
 All Volvo Penta AS270TD
 All Volvo Penta B18M
 1977-69 Volvo Penta BB115A,B,C
 All Volvo Penta MD100S
 All Volvo Penta MD110S
 All Volvo Penta MD3A
 1975-71 Volvo Penta MD3B
 All Volvo Penta MD5
 1982-75 Volvo Penta MD5A,B,C
 1976-71 Volvo Penta MD6A

YEAR MAKE / MODEL

12407N - continued

All Volvo Penta MD7
 1983-76 Volvo Penta MD7A
 All Volvo Penta TMD50
 1971-65 Volvo Penta TMD50A
 1985-72 Volvo Penta TMD70B,C

12409N

VA, 45 Amp/24 Volt, CW, 1-Groove Pulley



1973-On Baudouin D106
 All Baudouin Various Models
 1975-On Ford Fornaut 2713E
 1975-On Ford Fornaut 2714E
 1975-On Ford Fornaut 2715E
 All Sabre Various Models
 All Volvo Penta TAMD120
 1983-72 Volvo Penta TAMD120A,B
 All Volvo Penta TMD100
 1985-65 Volvo Penta TMD100B,C
 All Volvo Penta TMD120
 1984-70 Volvo Penta TMD120A,B

12411N

VA, 60 Amp/12 Volt, CW, 1-Groove Pulley



1993-83 Volvo Penta 2001
 1993-83 Volvo Penta 2002
 1993-83 Volvo Penta 2003,T
 1992-89 Volvo Penta 431A,B
 1998-92 Volvo Penta 432A,B
 1997-92 Volvo Penta 434A,B
 1993-89 Volvo Penta 500A,B
 1993-89 Volvo Penta 501A,B
 1993-89 Volvo Penta 570A
 1998-91 Volvo Penta 572A,B
 1993-89 Volvo Penta 740A,B
 2004-86 Volvo Penta AD31,A,B,D,L,P,X
 2005-88 Volvo Penta AD41A,B,D,L,P
 1977-69 Volvo Penta AQ115A,B,C
 1980-66 Volvo Penta AQ120B
 1985-81 Volvo Penta AQ125,A,B
 1977-68 Volvo Penta AQ130A,B,C,D
 1989-85 Volvo Penta AQ131A,B,C,D
 1979-75 Volvo Penta AQ140,A
 1985-79 Volvo Penta AQ145
 1985-79 Volvo Penta AQ145A
 1985-79 Volvo Penta AQ145B
 1969-68 Volvo Penta AQ165
 1969-68 Volvo Penta AQ165A
 1980-69 Volvo Penta AQ170A,B,C,D
 All Volvo Penta AQ175
 1985-81 Volvo Penta AQ175A
 1986-69 Volvo Penta AQ200A,B,C
 All Volvo Penta AQ205

BUYERS GUIDE - ALTERNATORS

YEAR MAKE / MODEL

12415N - continued

All Volvo Penta MD100
 1984-65 Volvo Penta MD100A,B
 All Volvo Penta MD120
 1980-70 Volvo Penta MD120A
 1968-64 Volvo Penta MD19
 All Volvo Penta MD27
 All Volvo Penta MD29,A
 1977-69 Volvo Penta MD32A
 1979-70 Volvo Penta MD42A
 All Volvo Penta MD42B
 All Volvo Penta MD50
 1971-65 Volvo Penta MD50A
 All Volvo Penta MD70
 1985-65 Volvo Penta MD70A
 1985-65 Volvo Penta MD70B,C
 All Volvo Penta TAMD120
 1983-72 Volvo Penta TAMD120A,B
 All Volvo Penta TAMD70
 1983-70 Volvo Penta TAMD70B,C,D
 1979-72 Volvo Penta THAMD70,B,C
 All Volvo Penta TMD100A
 1985-65 Volvo Penta TMD100B,C
 1984-70 Volvo Penta TMD120A,B
 1971-65 Volvo Penta TMD50A
 1985-65 Volvo Penta TMD70A
 1985-72 Volvo Penta TMD70B,C

12432N

MI, 40 Amp/12 Volt, CW, 1-Groove Pulley, 11:00 Plug Clock



All Mitsubishi L2A
 All Mitsubishi L2E
 All Vetus M 2.C5
 All Vetus M 2.D5
 All Vetus M 3.09

12474N

ND, 90 Amp/12 Volt, CW, 8-Groove Pulley




All John Deere 6081AFM01
 2007-04 John Deere 6081AFM75
 All John Deere 6125AFM01
 2007-04 John Deere 6125AFM75
 2007-04 John Deere 6125SFM75

YEAR MAKE / MODEL

12490N

BO, 160 Amp/12 Volt, CW, w/o Pulley



2004-99 Volvo Penta D12C
 2005-94 Volvo Penta TAMD63L,P
 1997-91 Volvo Penta TAMD72,A,P,WJ
 1999-97 Volvo Penta TAMD73P,WJ
 2005-98 Volvo Penta TAMD74A,C,L,P
 2005-98 Volvo Penta TAMD75P
 1975-On Westerbeke Various Models

12524N-OE

LU, 55 Amp/24 Volt, Bi-directional, 1-Groove Pulley



1982-On Lucas Various Models

12526N-OE

LU, 80 Amp/12 Volt, Bi-directional, 1-Groove Pulley



All Isuzu 3LB1 Engine
 All Isuzu 4J.65 Engine
 All Isuzu 4JG1 Engine
 All Isuzu 4L35 Engine
 All Isuzu 4L42 Engine
 All Isuzu 4L55 Engine
 All Isuzu 4LB1 Engine
 All Isuzu 4LC1 Engine
 All Isuzu 4LE1 Engine
 1985-On Motorola Various Models

12630N

MI, 50 Amp/12 Volt, 6-Groove Pulley, 11:00 Plug Clock




2005-04 Cummins Mercruiser MI 120
 2005-04 Cummins Mercruiser MS 120
 2001-On Mercruiser Model D1.7L DTI (Alpha)

BUYERS GUIDE - ALTERNATORS

YEAR MAKE / MODEL

12657N

ND, 60 Amp/24 Volt, CW, 8-Groove Pulley, 12:00 Plug Clock



All John Deere 6081AFM01
 2007-04 John Deere 6081AFM75
 All John Deere 6125AFM01
 2007-04 John Deere 6125AFM75
 2007-04 John Deere 6125SFM75

12658N

ND, 140 Amp/12 Volt, CW, 8-Groove Pulley



All John Deere 6081AFM01
 2007-04 John Deere 6081AFM75
 All John Deere 6125AFM01
 2007-04 John Deere 6125AFM75
 2007-04 John Deere 6125SFM75

12672N

VA, 65 Amp/12 Volt, CW, 1-Groove Pulley



2007-00 Volvo Penta 4.3GL
 2007-00 Volvo Penta 5.0GL
 2007-00 Volvo Penta 5.7GL

12673N

VA, 75 Amp/12 Volt, CW, 6-Groove Pulley



2007-00 Volvo Penta 3.0GLM
 2007-00 Volvo Penta 3.0GLP
 2007-00 Volvo Penta 4.3GXi, Osi
 2007-00 Volvo Penta 5.0GL
 2007-01 Volvo Penta 5.0GXi, Osi
 2007-00 Volvo Penta 5.7Gi
 2007-00 Volvo Penta 5.7GiL
 2007-00 Volvo Penta 5.7GXi
 2007-00 Volvo Penta 5.7GXiL
 2007-00 Volvo Penta 5.7OSi
 2007-00 Volvo Penta 5.7OSXi
 2007-00 Volvo Penta 8.1Gi
 2007-00 Volvo Penta 8.1GiL

YEAR MAKE / MODEL

12673N - continued

2007-00 Volvo Penta 8.1GXi
 2007-00 Volvo Penta 8.1GXiL
 2007-01 Volvo Penta 8.1OSi
 2007 Volvo Penta IPS500G

12715N

BO, 200 Amp/12 Volt, CW, w/o Pulley



2004-99 Volvo Penta D12C
 2005-94 Volvo Penta TAMD63L,P
 1997-91 Volvo Penta TAMD72,A,P,WJ
 1999-97 Volvo Penta TAMD73P,WJ
 2005-98 Volvo Penta TAMD74A,C,L,P
 2005-98 Volvo Penta TAMD75P
 1975-On Westerbeke Various Models

12719N-OE

LU, 55 Amp/24 Volt, Bi-directional, 1-Groove Pulley



1985-On Motorola Various Models

12746N-OE

LU, 80 Amp/12 Volt, Bi-directional, 1-Groove Pulley



1985-On Motorola Various Models

12750N

LU, 65 Amp/12 Volt, 1-Groove Pulley



1985-On Motorola Various Models

BUYERS GUIDE

BUYERS GUIDE - ALTERNATORS

YEAR MAKE / MODEL

12751N

MD, 55 Amp/12 Volt, Bi-directional, 1-Groove Pulley



2004-85 Crusader 350

12754N

MD, 55 Amp/12 Volt, Bi-directional, 1-Groove Pulley



All Lucas Various Models
 All Mando Various Models
 1987 Mercruiser Model 200
 1987 Mercruiser Model 230
 1987 Mercruiser Model 260
 1995-90 Mercruiser Model 3.0 / 3.0LX
 1995-88 Mercruiser Model 350 Mag Alpha
 1996-91 Mercruiser Model 350 Mag Ski
 1989-87 Mercruiser Model 420
 1992-90 Mercruiser Model 425
 1993-92 Mercruiser Model 425 (Gen V)
 1996-95 Mercruiser Model 450 (Gen V)
 1994-92 Mercruiser Model 454 Mag Bravo (Gen V)
 1992-90 Mercruiser Model 465
 1994-92 Mercruiser Model 465 (Gen V)
 1995-88 Mercruiser Model 5.0LX
 1995-88 Mercruiser Model 5.7L Bravo
 1996-87 Mercruiser Model 5.7L Competition Ski
 1996-94 Mercruiser Model 5.7L MIE
 2000-99 Mercruiser Model 500 (Gen +)
 1996-94 Mercruiser Model 500 (Gen V)
 1998-97 Mercruiser Model 500 (Gen VI)
 2001-90 Mercruiser Model 500 Bulldog
 1993-92 Mercruiser Model 502 Mag Bravo (Gen V)
 1992-91 Mercruiser Model 525SC
 1996-92 Mercruiser Model 525SC (Gen V)
 1997-On Mercruiser Model 525SC (Gen VI)
 1996-91 Mercruiser Model 600SC (Gen IV & V)
 1998-97 Mercruiser Model 600SC (Gen VI)
 1996-92 Mercruiser Model 7.4L Bravo (Gen V)
 1996-92 Mercruiser Model 7.4L MIE (LH) (Gen V)
 1996-93 Mercruiser Model 8.2L MIE (Gen V)
 1998-93 Mercruiser Model 800SC (Gen V)
 1996-93 OMC INBOARD & V-DRIVE
 1985-On Pleasurecraft Various Models
 1999-93 Volvo Penta 3.0GL
 1999-93 Volvo Penta 3.0GS
 1999-93 Volvo Penta 4.3Gi
 1999-93 Volvo Penta 4.3GL
 1999-93 Volvo Penta 4.3GS
 1999-93 Volvo Penta 5.0Fi
 1999-93 Volvo Penta 5.7Gi
 1999-93 Volvo Penta 5.7GL
 1999-93 Volvo Penta 5.7GS
 1999-93 Volvo Penta 5.7GSi
 1996-93 Volvo Penta 5.8Fi
 1996-93 Volvo Penta 5.8L


YEAR MAKE / MODEL

12754N - continued

1999-94 Volvo Penta 7.4GL
 1999-94 Volvo Penta 8.2GL

13068N

VA, 50 Amp/12 Volt, CW, 1-Groove Pulley



1987-78 BMW Various Models
 All Bukh 2G105
 All Bukh 3G105
 1975-On Bukh 4K105
 1975-On Bukh 6K105
 All Bukh DV10
 All Bukh DV10ME
 All Bukh DV10SME
 All Bukh DV20
 All Bukh DV20ME
 All Bukh DV20SME
 All Bukh DV36
 All Bukh DV36ME
 All Bukh DV36SME
 All Bukh DV48ME
 All Bukh DV48SME
 1975-On Valeo Various Models
 1993-83 Volvo Penta 2002
 1993-83 Volvo Penta 2003,T
 1992-89 Volvo Penta 431A,B
 1998-92 Volvo Penta 432A,B
 1997-92 Volvo Penta 434A,B
 1993-89 Volvo Penta 500A,B
 1993-89 Volvo Penta 501A,B
 1993-89 Volvo Penta 570A
 1998-91 Volvo Penta 572A,B
 1993-89 Volvo Penta 740A,B
 All Volvo Penta AD290
 1980-66 Volvo Penta AQ120
 1985-81 Volvo Penta AQ125,A,B
 1989-85 Volvo Penta AQ131A,B,C,D
 1979-75 Volvo Penta AQ140,A
 1985-79 Volvo Penta AQ145
 1985-79 Volvo Penta AQ145A
 1985-79 Volvo Penta AQ145B
 All Volvo Penta AQ171A
 1985-81 Volvo Penta AQ175A
 All Volvo Penta AQ200D
 1989-88 Volvo Penta AQ205A
 1986-73 Volvo Penta AQ225A,B,C,D,F
 1989-86 Volvo Penta AQ231A,B
 1985-78 Volvo Penta AQ260A,B
 1989-86 Volvo Penta AQ271,A,B,C
 All Volvo Penta AQ290
 1985-79 Volvo Penta AQ290A
 1986-80 Volvo Penta AQAD40A,B
 1994-86 Volvo Penta AQAD41A,B,D
 1977-69 Volvo Penta AQD32A
 All Volvo Penta B21
 All Volvo Penta B23
 All Volvo Penta MD11
 1981-75 Volvo Penta MD11C
 1981-75 Volvo Penta MD17
 1984-75 Volvo Penta MD17C
 1984-75 Volvo Penta MD17D

BUYERS GUIDE - ALTERNATORS

YEAR MAKE / MODEL

13068N - continued

All Volvo Penta MD18
 1979-68 Volvo Penta MD21
 1979-68 Volvo Penta MD21A
 1975-64 Volvo Penta MD2B
 1975-64 Volvo Penta MD2BHY
 1986-83 Volvo Penta MD30
 1977-69 Volvo Penta MD32A
 1975-71 Volvo Penta MD3B
 All Volvo Penta MD5
 1982-75 Volvo Penta MD5A,B,C
 All Volvo Penta MD7
 1983-76 Volvo Penta MD7A
 1986-83 Volvo Penta TAMD30,A,B,C
 1989-86 Volvo Penta TAMD41A
 1987-83 Volvo Penta TAMD70E
 1986-83 Volvo Penta TMD30A,B
 All Volvo Penta TMD40

14390N

BO, 65 Amp/12 Volt, CW, w/o Pulley



1981-75 Faryman P10
 1979-76 Faryman P30

14949N

BO, 32 Amp/12 Volt, CW, 1-Groove Pulley



1987-62 BPM Arctic 157
 1987-62 BPM Arctic 181
 1988-62 BPM Ionic 144
 1987-63 BPM Oceanic 235
 1992-63 BPM Oceanic 265S
 1992-72 BPM V12 / 570
 1992-72 BPM V12 / 620S
 1992-68 BPM Vulcano 375
 1992-68 BPM Vulcano 450
 1997-On Deutz Diter D203-2
 1997-On Deutz Diter D203-D
 1997-On Deutz Diter D229-4
 1997-On Deutz Diter D229-6
 1997-On Deutz Diter D302-2
 1997-On Deutz Diter D302-3
 1997-On Deutz Diter D303-2
 1997-On Deutz Diter D303-3
 1997-On Deutz Diter TD203-3
 1997-On Deutz Diter TD229-4
 1997-On Deutz Diter TD229-6
 1985-On Faryman 36A
 1977-On Faryman 41A
 1977-On Faryman 41E
 1985-On Faryman 71A
 1978-On Faryman 95A
 1978-On Faryman 95W

YEAR MAKE / MODEL

20607N-OE


LU, 80 Amp/12 Volt, Bi-directional, 1-Groove Pulley



All Lister-Blackstone L3
 All Lister-Blackstone L4
 1982-On Lucas Various Models

20819N

BO, 70 Amp/12 Volt, CW, 1-Groove Pulley



1979-69 Albin AD-21

22447N

VA, 95 Amp/12 Volt, CW, 6-Groove Pulley



All Vetus P 4.19
 All Vetus P 4.42

BUYERS GUIDE - DIESEL STARTERS

YEAR MAKE / MODEL

3339N

DR, 12 Volt, CW, 12-Tooth Pinion



1975-69 Caterpillar 3145
 1975-69 Caterpillar 3150
 1975-69 Caterpillar 3160
 1974-70 Caterpillar D330
 1974-70 Caterpillar D333

3702N

DR, 24 Volt, CCW, 11-Tooth Pinion



1993-86 Caterpillar 3508
 1993-86 Caterpillar 3512
 1993-86 Caterpillar 3516

3745N

DR, 24 Volt, CW, 11-Tooth Pinion



1984-70 Caterpillar 3406
 1974-70 Caterpillar D348
 1984-70 Cummins Marine Engines V903

3902N

DR, 24 Volt, CW, 11-Tooth Pinion



1993-86 Caterpillar 3508
 1993-86 Caterpillar 3512
 1993-86 Caterpillar 3516

3948N

DR, 24 Volt, CW, 12-Tooth Pinion



1974-70 Caterpillar D330

YEAR MAKE / MODEL

3948N - continued

1974-70 Caterpillar D333
 1974-70 Caterpillar D334
 1974-70 Caterpillar D336
 1974-70 Caterpillar D344

3974N


DR, 12 Volt, CW, 11-Tooth Pinion



1984-70 Caterpillar 3406
 1990-86 Caterpillar 3408
 1990-86 Caterpillar 3412

4930N

DR, 24 Volt, CW, 11-Tooth Pinion



1995-86 Caterpillar 3406
 1997-74 Caterpillar 3408
 1997-74 Caterpillar 3412
 1993-86 Caterpillar 3508
 1993-86 Caterpillar 3512
 1993-86 Caterpillar 3516
 1974-70 Caterpillar D342
 1974-70 Caterpillar D343
 1974-70 Caterpillar D346
 1974-70 Caterpillar D353

6261N


DR, 12 Volt, CCW, 11-Tooth Pinion



1995-85 Caterpillar 3406
 1990-86 Caterpillar 3408
 1990-86 Caterpillar 3412

6263N

DR, 24 Volt, CCW, 11-Tooth Pinion



All Caterpillar 3508
 All Caterpillar 3512
 All Caterpillar 3516
 All Cummins Marine Engines V903

BUYERS GUIDE - DIESEL STARTERS

YEAR MAKE / MODEL

6278N

DR, 24 Volt, CW, 10-Tooth Pinion



All John Deere 6068DFM
 All John Deere 6068TFM
 All John Deere 6076AFM
 All John Deere 6076AFM30
 All John Deere 6081AFM01
 2007-04 John Deere 6081AFM75

6356N

DR, 12 Volt, CW, 11-Tooth Pinion



1995-85 Caterpillar 3406
 1990-86 Caterpillar 3408
 1990-86 Caterpillar 3412

6360N

DR, 24 Volt, CW, 12-Tooth Pinion



1995-85 Caterpillar 3208
 1995-85 Caterpillar 3304
 1995-85 Caterpillar 3306

6370N

DR, 24 Volt, CW, 11-Tooth Pinion



2000-85 Caterpillar 3406
 1997-86 Caterpillar 3408
 1997-86 Caterpillar 3412
 1993-86 Caterpillar 3508
 1993-86 Caterpillar 3512
 1993-86 Caterpillar 3516
 1985-On Cummins Marine Engines V903

YEAR MAKE / MODEL

6371N

DR, 12 Volt, CW, 12-Tooth Pinion



1997-85 Caterpillar 3304
 1997-85 Caterpillar 3306

6410N-PT


DR, 12 Volt, CW, 10-Tooth Pinion



1984-83 Perkins TV8-540

6516N

DR, 12 Volt, CW, 12-Tooth Pinion



1997-85 Caterpillar 3306

6570N

DR, 12 Volt, CW, 10-Tooth Pinion



All John Deere 4039DFM
 2007-04 John Deere 4045DFM70
 All John Deere 4045TFM
 2007-04 John Deere 4045TFM75

6572N

DR, 12 Volt, CW, 10-Tooth Pinion



1994-91 Westerbeke 108B Six
 2007-94 Westerbeke 108C Six
 2007-03 Westerbeke 64A Four
 2007-94 Westerbeke 71C Four
 2007-91 Westerbeke 82B Four
 2007-99 Westerbeke 90A Four

BUYERS GUIDE

BUYERS GUIDE - DIESEL STARTERS

YEAR MAKE / MODEL

6573N

DR, 12 Volt, CW, 10-Tooth Pinion



1997-90 Cummins Marine Engines 6BT, 5.9L
 1996-89 Cummins Mercruiser 6BTA5.9-M
 1998-94 Mercruiser Model 7.3L (Bravo & MIE)

6575N

DR, 12 Volt, CW, 12-Tooth Pinion



1984-83 Perkins 4-108
 1984-83 Perkins 4-154

6576N

DR, 12 Volt, CW, 10-Tooth Pinion



1989-On Perkins 4-236
 1988-83 Perkins 4-236

6577N

DR, 12 Volt, CW, 10-Tooth Pinion



All John Deere 4039DFM
 2007-04 John Deere 4045DFM70
 All John Deere 4045TFM
 2007-04 John Deere 4045TFM75

6582N

DR, 24 Volt, CW, 10-Tooth Pinion



1990-On Cummins Marine Engines 6BT, 5.9L

YEAR MAKE / MODEL

6583N


DR, 12 Volt, CW, 10-Tooth Pinion



1990-On Cummins Marine Engines 6BT, 5.9L

6596N

DR, 24 Volt, CW, 10-Tooth Pinion



All John Deere 4039DFM
 All John Deere 4045DFM50
 2007-04 John Deere 4045DFM70
 All John Deere 4045TFM
 2007-04 John Deere 4045TFM75

6601N

DR, 12 Volt, CW, 10-Tooth Pinion



All John Deere 4039DFM
 All John Deere 4045DFM50
 2007-04 John Deere 4045DFM70
 All John Deere 4045TFM
 2007-04 John Deere 4045TFM75

6803N

DR, 24 Volt, CW, 12-Tooth Pinion



1995-85 Caterpillar 3208
 1995-85 Caterpillar 3304
 1995-85 Caterpillar 3306









6819N

DR, 24 Volt, CW, 11-Tooth Pinion



2000-85 Caterpillar 3406

BUYERS GUIDE - DIESEL STARTERS

YEAR	MAKE / MODEL	YEAR	MAKE / MODEL
6819N - continued		16450N	
1997-86	Caterpillar 3408	BO, 0.8kW/12 Volt, CCW, 9-Tooth Pinion	
1997-86	Caterpillar 3412		
1993-86	Caterpillar 3508		
1993-86	Caterpillar 3512		
1993-86	Caterpillar 3516		
1985-On	Cummins Marine Engines V903		
6823N		16562N	
DR, 24 Volt, CW, 12-Tooth Pinion		BO, 2.4kW/12 Volt, CW, 9-Tooth Pinion	
		1985-On	Faryman 15A
		1985-On	Faryman 15D
		1984-78	Faryman 18A
		1984-78	Faryman 18C
		1985-On	Faryman 18D
		1985-On	Faryman 29C
1995-85	Caterpillar 3208		
1995-85	Caterpillar 3304		
1995-85	Caterpillar 3306		
6826N		16635N	
DR, 24 Volt, CW, 12-Tooth Pinion		ND, 4.0kW/12 Volt, CW, 10-Tooth Pinion	
		1979-77	Lombardini LDAM673
		1979-70	Lombardini LDAM674
		1979-73	Lombardini LDAM833
		1979-73	Lombardini LDAM834
1995-85	Caterpillar 3208		
1995-85	Caterpillar 3304		
1995-85	Caterpillar 3306	1997-86	MerCruiser Model EH700 MIE (175 / 220HP)
16372N		17002	
BO, 6.6kW/24 Volt, CW, 9-Tooth Pinion		ND, 1.4kW/12 Volt, CW, 9-Tooth Pinion	
			
1975-61	Deutz Various Models	1974-On	Yanmar 2QM
16450CN		1974-On	Yanmar 3QM
BO, 0.8kW/12 Volt, CCW, 9-Tooth Pinion		1980-76	Yanmar 3QM30
		1980-76	Yanmar 3QM30F
		1980-76	Yanmar 3QM30H
1985-On	Faryman 15D	All	Yanmar KBW-10
1984-78	Faryman 18A		
1984-78	Faryman 18C		
1985-On	Faryman 18D		
1985-On	Faryman 29C		

BUYERS GUIDE - DIESEL STARTERS

YEAR MAKE / MODEL

17028N

ND, 1.0kW/12 Volt, CW, 9-Tooth Pinion



1993-87 Universal M-35

17037N

MI, 3.6kW/12 Volt, CW, 13-Tooth Pinion



1989-85 Cummins Marine Engines 6BT, 5.9L

17073N

BO, 4.0kW/24 Volt, CW, 9-Tooth Pinion



1991-67 Deutz Various Models

17074N

BO, 3.0kW/12 Volt, CW, 9-Tooth Pinion



1975-67 Deutz Various Models

17075N

BO, 2.7kW/12 Volt, CW, 9-Tooth Pinion




1992-67 Deutz Various Models

YEAR MAKE / MODEL

17092N

BO, 3.0kW/12 Volt, CW, 9-Tooth Pinion



1983-78 Aifo 8141

1983-78 Aifo 8361

17093N

BO, 2.7kW/12 Volt, CW, 9-Tooth Pinion



1983-79 Aifo 8031

1983-73 Aifo 8035

1983-73 Aifo 8041

1981-73 Aifo 8045

1983-72 Aifo 8141

17094N

BO, 5.4kW/24 Volt, CW, 11-Tooth Pinion



1980-65 Deutz Various Models

17096N

MI, 2.2kW/12 Volt, CW, 13-Tooth Pinion



1982-On Mitsubishi K3M

1982-On Mitsubishi K4E

All Mitsubishi K4M

17107N

BO, 9.0kW/24 Volt, CW, 11-Tooth Pinion



1988-70 Deutz Various Models

BUYERS GUIDE - DIESEL STARTERS

YEAR MAKE / MODEL

17112N

BO, 2.4kW/12 Volt, CW, 9-Tooth Pinion



1975-69 Deutz Various Models

17114N

BO, 2.4kW/12 Volt, CW, 11-Tooth Pinion



1987-62 BPM Arctic 157
1987-62 BPM Arctic 181
1988-62 BPM Ionic 144
1987-63 BPM Oceanic 235
1992-63 BPM Oceanic 265S

17141N

MI, 1.6kW/12 Volt, CW, 15-Tooth Pinion



All Mitsubishi K4E
All Mitsubishi K4F

17292N

ND, 2.5kW/12 Volt, CW, 11-Tooth Pinion




1997-90 Hino W04CTA
1997-90 Hino W04CTI
1997-90 Hino W06DTA
1997-90 Hino W06DTI
1997-90 Mercruiser Model W04CTA MIE (150HP)
1997-90 Mercruiser Model W04CTI MIE (210HP)
1997-93 Mercruiser Model W06DTA MIE (310HP)
1997-90 Mercruiser Model W06DTI MIE (250HP)

YEAR MAKE / MODEL

17316N

VA, 3.1kW/12 Volt, CW, 11-Tooth Pinion



2004-86 Volvo Penta AD31,A,B,D,L,P,X
2005-88 Volvo Penta AD41A,B,D,L,P
1986-83 Volvo Penta AQAD30A
1989-86 Volvo Penta AQAD31A
All Volvo Penta AQAD32
1986-80 Volvo Penta AQAD40A,B
All Volvo Penta AQAD41
1994-86 Volvo Penta AQAD41A,B,D
1986-77 Volvo Penta AQD40A,B
All Volvo Penta AQD41
1989-86 Volvo Penta AQD41A
1999-88 Volvo Penta D41A,B,D,L
2005-01 Volvo Penta KAD300
2005-96 Volvo Penta KAD32P
2001-91 Volvo Penta KAD42A,B,P
2005-97 Volvo Penta KAD43P
2004-97 Volvo Penta KAD44P
2004-01 Volvo Penta KAMD300
1997-91 Volvo Penta KAMD42A,B,P
2005-97 Volvo Penta KAMD43P
2004-99 Volvo Penta KAMD44P
1986-83 Volvo Penta MD30,A
1994-86 Volvo Penta MD31A
1985-76 Volvo Penta MD40A
1986-83 Volvo Penta TAMD30,A,B,C
2004-85 Volvo Penta TAMD31A,B,D,L,M,P,S,X
1986-79 Volvo Penta TAMD40A,B,C
2005-86 Volvo Penta TAMD41A
2005-86 Volvo Penta TAMD41B,D,H,L,M,P
2003-92 Volvo Penta TAMD42A,B,WJ
1986-83 Volvo Penta TMD30A,B
1997-86 Volvo Penta TMD31A,B,D,L
1986-76 Volvo Penta TMD40A,B,C
1997-86 Volvo Penta TMD41A,B,D,L

17318N

BO, 2.2kW/12 Volt, CW, 11-Tooth Pinion



1994-89 Deutz Various Models

17354N

ND, 0.8kW/12 Volt, CW, 9-Tooth Pinion



1979-On Onan Engine 2L600 Kubota
1979-On Onan Engine 2L600 Kubota

BUYERS GUIDE

BUYERS GUIDE - DIESEL STARTERS

YEAR MAKE / MODEL

17354N - continued

1982-77 Universal 5411
 1982-77 Universal 5411
 1981-78 Universal 5421
 1981-78 Universal 5421
 1988-83 Universal M-12
 1988-83 Universal M-12
 1983-82 Universal M-15
 1983-82 Universal M-15
 1997-87 Universal M2-12
 1997-87 Universal M2-12
 1986-81 Universal M-25
 1986-81 Universal M-25
 1993-86 Universal M-25 XP
 1993-86 Universal M-25 XP
 1999-94 Universal M-25 XPA
 1999-94 Universal M-25 XPA
 1993-88 Universal M3-20
 1993-88 Universal M3-20
 1997-94 Universal M3-20A
 1997-94 Universal M3-20A
 2004-98 Universal M3-20B
 2004-98 Universal M3-20B

17362N

ND, 2.7kW/12 Volt, CW, 13-Tooth Pinion



All John Deere 4039DFM
 All John Deere 4045DFM50
 2007-04 John Deere 4045DFM70
 All John Deere 4045TFM
 All John Deere 4045TFM50
 2007-04 John Deere 4045TFM75

17615N

ND, 3.0kW/12 Volt, CW, 10-Tooth Pinion



1993-91 Caterpillar 3114
 1991-On Caterpillar 3114
 1991-On Caterpillar 3116

17616N

ND, 5.5kW/24 Volt, CW, 10-Tooth Pinion



1991-On Caterpillar 3114
 1991-On Caterpillar 3116
 1993-91 Caterpillar 3176

YEAR MAKE / MODEL

17618N


ND, 4.0kW/12 Volt, CW, 10-Tooth Pinion



All John Deere 4039DFM
 All John Deere 4045TFM
 All John Deere 6076AFM
 All John Deere 6076AFM30

17630N

ND, 2.5kW/12 Volt, CW, 10-Tooth Pinion



All John Deere 4039DFM
 All John Deere 4045DFM50
 2007-04 John Deere 4045DFM70
 All John Deere 4045TFM
 All John Deere 4045TFM50
 2007-04 John Deere 4045TFM75

17644N

LU, 2.1kW/12 Volt, CW, 10-Tooth Pinion



1980-73 Perkins Various Models

18014N

ND, 1.4kW/12 Volt, CW, 13-Tooth Pinion



1989-On Yanmar 4TNE88

18018N

ND, 4.0kW/12 Volt, CW, 11-Tooth Pinion



All John Deere 4045DFM50
 2007-04 John Deere 4045DFM70
 All John Deere 4045TFM50

BUYERS GUIDE - DIESEL STARTERS

YEAR MAKE / MODEL

18018N - continued

2007-04 John Deere 4045TFM75
 2007-04 John Deere 6068SFM50
 2007-04 John Deere 6068SFM75
 All John Deere 6068TFM50
 2007-04 John Deere 6068TFM75
 2007-04 John Deere 6068TFM76
 All John Deere 6081AFM01
 2007-04 John Deere 6081AFM75

18026N

BO, 3.1kW/12 Volt, CW, 9-Tooth Pinion



1992-On Deutz Various Models

18029N

BO, 3.0kW/12 Volt, CW, 9-Tooth Pinion



1983-79 Aifo 8031
 1983-79 Aifo 8041
 1981-73 Aifo 8060
 1983-78 Aifo 8061
 1981-73 Aifo 8065

18030N

BO, 4.0kW/24 Volt, CW, 9-Tooth Pinion



1981-73 Aifo 8060
 1983-78 Aifo 8061
 1981-73 Aifo 8065

18031N

BO, 3.2kW/24 Volt, CW, 9-Tooth Pinion




1983-79 Aifo 8031
 1983-73 Aifo 8035
 1983-73 Aifo 8041
 1981-73 Aifo 8045

YEAR MAKE / MODEL

18032N

BO, 4.0kW/24 Volt, CW, 9-Tooth Pinion



1981-71 Aifo CO 31
 1981-71 Aifo CO Models
 1981-71 Aifo CP Models

18033N


BO, 4.0kW/24 Volt, CW, 9-Tooth Pinion



1983-78 Aifo 8360
 1983-78 Aifo 8361

18205N

HI, 1.4kW/12 Volt, CW, 15-Tooth Pinion



1999-91 Yanmar 3JH2
 1999-91 Yanmar 3JH2BE
 1999-91 Yanmar 3JH2E
 All Yanmar 3JH3Z
 1982-On Yanmar 3TNE84
 1982-On Yanmar 3TNE88
 1982-On Yanmar 4JH
 1988-On Yanmar 4JH2-CE
 1988-On Yanmar 4JH2-DTE
 1988-On Yanmar 4JH2-E
 1988-On Yanmar 4JH2-HTE
 1988-On Yanmar 4JH2L-HTNE
 1988-On Yanmar 4JH2L-TNE
 1988-On Yanmar 4JH2-TE
 1988-On Yanmar 4JH2-UTE
 2003-94 Yanmar 4JH3
 2003-94 Yanmar 4JH3-CE
 2003-94 Yanmar 4JH3-DTE
 2003-94 Yanmar 4JH3-HTE
 2003-94 Yanmar 4JH3-TCE
 2003-94 Yanmar 4JH3-TE
 2003-94 Yanmar 4JH3-TE-YEU
 2003-94 Yanmar 4JH3ZA
 1982-On Yanmar 4JH-HT-Z
 1982-On Yanmar 4JH-T
 1982-On Yanmar 4JH-TZ
 1982-On Yanmar 4JHZ
 1989-On Yanmar 4TNE84
 1989-On Yanmar 4TNE88
 All Yanmar KM3A
 All Yanmar UJH2E


BUYERS GUIDE

BUYERS GUIDE - DIESEL STARTERS

YEAR MAKE / MODEL

18205N-ND

ND, 1.4kW/12 Volt, CW, 15-Tooth Pinion



1984-80 Yanmar 3HM
 1992-82 Yanmar 3HM35
 1984-80 Yanmar 3HMF
 1999-91 Yanmar 3JH2
 1999-91 Yanmar 3JH2BE
 1999-91 Yanmar 3JH2E
 All Yanmar 3JH3Z
 1982-On Yanmar 3TNE84
 1982-On Yanmar 3TNE88
 1990-82 Yanmar 4JH
 1988-On Yanmar 4JH2-CE
 1988-On Yanmar 4JH2-DTE
 1988-On Yanmar 4JH2-E
 1988-On Yanmar 4JH2-HTE
 1988-On Yanmar 4JH2L-HTNE
 1988-On Yanmar 4JH2L-TNE
 1988-On Yanmar 4JH2-TE
 1988-On Yanmar 4JH2-UTE
 2003-94 Yanmar 4JH3
 2003-94 Yanmar 4JH3-CE
 2003-94 Yanmar 4JH3-DTE
 2003-94 Yanmar 4JH3-HTE
 2003-94 Yanmar 4JH3-TCE
 2003-94 Yanmar 4JH3-TE
 2003-94 Yanmar 4JH3-TE-YEU
 2003-94 Yanmar 4JH3ZA
 1990-82 Yanmar 4JH-DTE
 1990-82 Yanmar 4JHE
 1990-82 Yanmar 4JH-HT
 1990-82 Yanmar 4JH-HT-E
 1990-82 Yanmar 4JH-HT-Z
 1990-82 Yanmar 4JH-T
 1990-82 Yanmar 4JH-TE
 1990-82 Yanmar 4JH-TZ
 1990-82 Yanmar 4JHZ
 1989-On Yanmar 4TNE84
 1989-On Yanmar 4TNE88
 All Yanmar KBW-20
 All Yanmar KBW-21
 All Yanmar KM3A
 All Yanmar UJH2E

18230N

BO, 2.2kW/12 Volt, CW, 11-Tooth Pinion



1995-On Deutz Various Models

YEAR MAKE / MODEL

18253N

BO, 5.4kW/24 Volt, CW, 11-Tooth Pinion



1983-80 Aifo M Models
 1983-80 Aifo MZ Models

18375N


BO, 6.6kW/24 Volt, CW, 9-Tooth Pinion



1970-On Renault Couach RC240DTS

18424N

ND, 2.5kW/12 Volt, CW, 12-Tooth Pinion



All Volvo Penta KAD43DP
 1997-On Yanmar 6LP-DT
 1997-On Yanmar 6LP-DTE
 1997-On Yanmar 6LP-DTY
 1997-On Yanmar 6LP-DTZE
 1997-On Yanmar 6LP-DTZE1
 1997-On Yanmar 6LP-ST
 1997-On Yanmar 6LP-STE
 1997-On Yanmar 6LP-STZE

18455N

ND, 4.8kW/12 Volt, CW, 11-Tooth Pinion



All John Deere 4039DFM
 All John Deere 4045DFM50
 All John Deere 4045TFM

18458N

ND, 7.8kW/24 Volt, CW, 11-Tooth Pinion



BUYERS GUIDE - DIESEL STARTERS


YEAR MAKE / MODEL

18458N - continued

All John Deere 4039DFM
All John Deere 4045TFM

18461N

BO, 2.4kW/12 Volt, CW, 9-Tooth Pinion



1983-78 Aifo 8141

19724N

BO, 4.0kW/24 Volt, CW, 11-Tooth Pinion



1994-89 Deutz Various Models

19801N

BO, 5.5kW/24 Volt, CW, 12-Tooth Pinion



1991-86 Deutz Various Models

19839N

MD, 2.5kW/12 Volt, CW, 15-Tooth Pinion



All Yanmar 4LHA-DTE
All Yanmar 4LHA-DTZ
All Yanmar 4LHA-HTE
All Yanmar 4LHA-HTZE
All Yanmar 4LHA-STE
All Yanmar 4LHA-STZE
1987-On Yanmar 4LH-DTE
1987-On Yanmar 4LH-HTE
1987-On Yanmar 4LH-STE
All Yanmar 4LH-TE
All Yanmar KM5A

YEAR MAKE / MODEL

19847N

ND, 7.8kW/24 Volt, CW, 11-Tooth Pinion



All John Deere 4045DFM50
2007-04 John Deere 4045DFM70
All John Deere 4045TFM50
2007-04 John Deere 4045TFM75
2007-04 John Deere 6068SFM50
All John Deere 6068TFM50
2007-04 John Deere 6068TFM75
2007-04 John Deere 6068TFM76
All John Deere 6081AFM01
2007-04 John Deere 6081AFM75

19848N

ND, 7.8kW/24 Volt, CW, 11-Tooth Pinion



All John Deere 4045DFM50
2007-04 John Deere 4045DFM70
All John Deere 4045TFM50
2007-04 John Deere 4045TFM75
2007-04 John Deere 6068SFM50
All John Deere 6068TFM50
2007-04 John Deere 6068TFM75
2007-04 John Deere 6068TFM76
All John Deere 6081AFM01
2007-04 John Deere 6081AFM75

19849N

ND, 5.0kW/12 Volt, CW, 13-Tooth Pinion



All John Deere 6125AFM01
2007-04 John Deere 6125AFM75
2007-04 John Deere 6125SFM75

32638N

BO, 2.2kW/12 Volt, CW, 9-Tooth Pinion



2007-03 Volvo Penta D3-130
2007-03 Volvo Penta D3-160
2007-05 Volvo Penta D3-190


BUYERS GUIDE

BUYERS GUIDE - GENERATOR STARTERS

YEAR MAKE / MODEL

5701N


UT, 12 Volt, CCW, 10-Tooth Pinion



1979-On Onan Engine B43E
1979-On Onan Engine B43G
1979-On Onan Engine B48G

5702N


UT, 12 Volt, CCW, 10-Tooth Pinion



1979-On Onan Engine B43M
1979-On Onan Engine B48M
1988-On Onan Engine P-216 / 218 / 220 / 224

5704N

UT, 12 Volt, CCW, 10-Tooth Pinion



1979-On Onan Engine P-216 / 218 / 220 / 224

5706N


UT, 12 Volt, CCW, 16-Tooth Pinion



1975-On Onan Engine BGD
1979-On Onan Engine BGD
1975-On Onan Engine MCE
1975-On Onan Engine NHD
1975-On Onan Engine NHD
1975-On Onan Engine NHE
1975-On Onan Engine NHEL
1975-On Onan Engine NHM

5919N

UT, 12 Volt, CCW, 24-Tooth Pinion



YEAR MAKE / MODEL

5919N - continued

1979-On Onan Engine KV

17008N

MI, 2.0kW/12 Volt, CW, 10-Tooth Pinion



1983-On Onan Engine DL3
1983-On Onan Engine L317D
1983-On Onan Engine L423
1983-On Onan Engine L634
1983-On Onan Engine MDL3
1983-On Onan Engine MDL4

17291N

MI, 0.8kW/12 Volt, CCW, 9-Tooth Pinion



1988-On Onan Engine P-216 / 218 / 220 / 224
1988-On Onan Engine P-227

17312N

MI, 0.8kW/12 Volt, CCW, 9-Tooth Pinion



1988-On Onan Engine P-216 / 218 / 220 / 224
1988-On Onan Engine P-227

17312N-OE

MI, 0.8kW/12 Volt, CCW, 9-Tooth Pinion



1988-On Onan Engine P-216 / 218 / 220 / 224
1988-On Onan Engine P-227

17332N

MI, 0.8kW/12 Volt, CCW, 9-Tooth Pinion



BUYERS GUIDE - GENERATOR STARTERS

YEAR MAKE / MODEL

17332N - continued

1979-On Onan Engine CCK
 1979-On Onan Engine CCKA
 1979-On Onan Engine CCKB
 1975-On Onan Engine NH
 1979-On Onan Engine NHA
 1979-On Onan Engine NHAV
 1979-On Onan Engine NHB
 1979-On Onan Engine NHBV
 1979-On Onan Engine NHC
 1979-On Onan Engine NHCV
 1979-On Onan Engine NHP
 1979-On Onan Engine NHPV

17333N

MI, 0.8 KW/12 Volt, CCW, 9-Tooth Pinion



1979-On Onan Engine B43E
 1979-On Onan Engine B43G
 1979-On Onan Engine B48G

18041N

MI, 4.0kW/24 Volt, CW, 10-Tooth Pinion



1975-On Onan Engine MDL6

18168N

MI, 12 Volt, CCW, 10-Tooth Pinion



1979-On Onan Engine DJC
 1979-On Onan Engine RDJC
 1979-On Onan Engine RDJF

19606N

MI, 24 Volt, CCW, 10-Tooth Pinion



1983-On Onan Engine L423
 1983-On Onan Engine L423DM
 1983-On Onan Engine L634
 1983-On Onan Engine L634T
 1983-On Onan Engine L634TD-1


YEAR MAKE / MODEL

19606N - continued

1983-On Onan Engine L634TD-P

19681N

MI, 0.9kW/12 Volt, CCW, 9-Tooth Pinion



1975-On Onan Engine BGD
 1979-On Onan Engine NHD

BUYERS GUIDE - INBOARD STARTERS

YEAR MAKE / MODEL

3141N

FD, 12 Volt, CCW, 9-Tooth Pinion



All Crusader Various Models
All Ford Various Models
1990-87 OMC 7.5L

3142N


FD, 12 Volt, CW, 9-Tooth Pinion



All Crusader Various Models
All Ford Various Models
1977-72 Waukesha 460
1977-72 Waukesha 464

3143N-PG

FD, 12 Volt, CCW, 10-Tooth Pinion



1996-92 OMC 5.0L
1996-93 OMC 5.8L
1999-93 Volvo Penta 5.0Fi
1999-93 Volvo Penta 5.0FL
1996-94 Volvo Penta 5.8Fi
1996-94 Volvo Penta 5.8FL
1996-94 Volvo Penta 5.8Fsi

3159N

FD, 12 Volt, CW, 9-Tooth Pinion



All Crusader Various Models
All Ford Various Models
1990-87 OMC 7.5L

YEAR MAKE / MODEL

3182N


FD, 12 Volt, CW, 9-Tooth Pinion



All Crusader Various Models
All Ford Various Models
1972-70 Mercruiser Model 215
1974-73 Mercruiser Model 225
1974-73 Mercruiser Model 255
1977-71 Mercruiser Model 888
1991-90 OMC 5.0L
1981-78 OMC 5.8L
1985-75 Pleasurecraft 302CI, 5.0L
1985-75 Pleasurecraft 351CI, 5.8L
1985-75 Pleasurecraft 460CI, 7.5L
1977-76 Volvo Penta AQ190A
1977-76 Volvo Penta AQ240A
1976-71 Waukesha 302
1976-71 Waukesha 351

3183N

FD, 12 Volt, CW, 9-Tooth Pinion



All Crusader Various Models
All Ford Various Models
1990-87 OMC 2.3L

3268N

FD, 1.4kW/12 Volt, CW, 10-Tooth Pinion



1996-92 OMC 5.0L
1996-93 OMC 5.8L
1999-93 Volvo Penta 5.0Fi
1999-93 Volvo Penta 5.0FL
1996-94 Volvo Penta 5.8Fi
1996-94 Volvo Penta 5.8FL
1996-94 Volvo Penta 5.8Fsi











3550N

DR, 12 Volt, CW, 9-Tooth Pinion



1988-80 Crusader 229
1995-77 Crusader 305
1995-77 Crusader 350
1988-77 Crusader 454

BUYERS GUIDE - INBOARD STARTERS

YEAR	MAKE / MODEL	YEAR	MAKE / MODEL
3550N - continued		3631N-PG - continued	
1989-73	Mercruiser Model 120	1969	Mercruiser Model 200
1986-73	Mercruiser Model 140	1969-63	Mercruiser Model 225
1982-79	Mercruiser Model 165	1968-66	Teledyne 91
1984-83	Mercruiser Model 185	1968-66	Teledyne 112
1989-87	Mercruiser Model 2.5L	1968-66	Teledyne 162
1986-85	Mercruiser Model 200	1968-66	Teledyne 226
1984-77	Mercruiser Model 228	1968-66	Teledyne 232
1986-85	Mercruiser Model 230	1968-66	Teledyne 287
1977	Mercruiser Model 250	1964-63	Universal Super Sabre
1986-78	Mercruiser Model 260		
1976-75	Mercruiser Model 280 TRS	3650N	
1995-87	Mercruiser Model 3.0 / 3.0LX	DR, 12 Volt, CW, 9-Tooth Pinion	
1986-85	Mercruiser Model 300 Tempest		
1984-83	Mercruiser Model 898	1969-60	Chris Craft 283
1982-77	Mercruiser Model 898	1963-61	Palmer Various Models
1986-78	OMC 2.5L	3686N	
1993-78	OMC 3.0L	DR, 12 Volt, CW, 9-Tooth Pinion	
1985-81	OMC 3.8L		
1986-85	OMC 4.3L	1969-61	Crusader 153
1986-78	OMC 5.0L	3697N	
1986-78	OMC 5.7L	DR, 12 Volt, CW, 9-Tooth Pinion	
1995-81	Pleasurecraft 231CI, 3.8L		
1995-76	Pleasurecraft 305CI, 5.0L	1965-On	Berkley Jet 455
1995-76	Pleasurecraft 350CI, 5.7L	1965-On	Hardin 455
1995-76	Pleasurecraft 454CI, 7.4L	1965-On	Jacuzzi Jet 455
1988-77	Thermo Electron Various Models	3838N	
1985-81	Volvo Penta AQ175A	DR, 12 Volt, CW, 9-Tooth Pinion, 3/8 in. Mtg.	
1986-69	Volvo Penta AQ200A,B,C,D,F		
1989-88	Volvo Penta AQ205A	1971-67	Chris Craft 225
1989-86	Volvo Penta AQ211A	1969-61	Crusader 153
1986-73	Volvo Penta AQ225A,B,C,D,F	1968-66	Gray 91
1989-86	Volvo Penta AQ231A,B	1968-66	Gray 112
1978-77	Volvo Penta AQ255A,B	1968-66	Gray 162
1985-78	Volvo Penta AQ260A,B	1968-66	Gray 226
1989-86	Volvo Penta AQ271A,B,C	1968-66	Gray 232
1979-78	Volvo Penta AQ280A	1968-66	Gray 287
1985-79	Volvo Penta AQ290A	1966-63	Mercruiser Model 110
1989-86	Volvo Penta AQ311A,B	1978-64	Mercruiser Model 120
1977-73	Volvo Penta BB225A,B,C	1978-63	Mercruiser Model 140
1987	Volvo Penta BB231A	1966-64	Mercruiser Model 150
1987-78	Volvo Penta BB260A,B,C	1969-67	Mercruiser Model 160
1989-88	Volvo Penta BB261A	1978-70	Mercruiser Model 165
		1964-63	Mercruiser Model 190
3631N-PG			
DR, 12 Volt, CW, 11-Tooth Pinion			
			
1971-67	Chris Craft 225		
1969-61	Crusader 153		
1968-66	Gray 91		
1968-66	Gray 112		
1968-66	Gray 162		
1968-66	Gray 226		
1968-66	Gray 232		
1968-66	Gray 287		

BUYERS GUIDE - INBOARD STARTERS

YEAR MAKE / MODEL

3838N - *continued*

1978-64 Mercruiser Model 120
 1978-63 Mercruiser Model 140
 1966-64 Mercruiser Model 150
 1969-67 Mercruiser Model 160
 1978-70 Mercruiser Model 165
 1964-63 Mercruiser Model 190
 1969 Mercruiser Model 200
 1969-63 Mercruiser Model 225
 1968-66 Teledyne 91
 1968-66 Teledyne 112
 1968-66 Teledyne 162
 1968-66 Teledyne 226
 1968-66 Teledyne 232
 1968-66 Teledyne 287
 1964-63 Universal Super Sabre

6423CN

DR, 12 Volt, CW, 9-Tooth Pinion, Chrome



1970-On Berkley Jet 454
 1988-79 Crusader 262
 1995-77 Crusader 305
 1995-77 Crusader 350
 1988-77 Crusader 454
 1990-87 Mercruiser Model 175
 1987-85 Mercruiser Model 185
 1987-85 Mercruiser Model 200
 1991-85 Mercruiser Model 205
 1984-82 Mercruiser Model 228
 1987-85 Mercruiser Model 230
 1987-82 Mercruiser Model 260
 1986-85 Mercruiser Model 300 Tempest
 1990-87 Mercruiser Model 320 (EFI)
 1981-77 Mercruiser Model 330
 1995-86 Mercruiser Model 350 Mag Alpha
 1992-88 Mercruiser Model 4.3L (2-BBL)
 1992-88 Mercruiser Model 4.3LX (4-BBL)
 1996-95 Mercruiser Model 450 (Gen V)
 1988-86 Mercruiser Model 454 Mag Alpha
 1992-88 Mercruiser Model 454 Mag Bravo
 1992-90 Mercruiser Model 465
 1994-92 Mercruiser Model 465 (Gen V)
 1995-88 Mercruiser Model 5.0LX
 1995-89 Mercruiser Model 5.7L Bravo
 1995-87 Mercruiser Model 5.7L Competition Ski
 1987-85 Mercruiser Model 5.7L Ski
 1996-94 Mercruiser Model 500 (Gen V)
 1992-91 Mercruiser Model 525SC
 1996-92 Mercruiser Model 525SC (Gen V)
 1991-88 Mercruiser Model 7.4L Bravo
 1984-83 Mercruiser Model 898
 1994-87 OMC 4.3L
 1988-86 OMC 5.0L
 1994-86 OMC 5.7L
 1994-90 OMC 7.4L
 1992-88 OMC 8.2L
 1995-76 Pleasurecraft 305CI, 5.0L
 1995-76 Pleasurecraft 350CI, 5.7L
 1995-76 Pleasurecraft 454CI, 7.4L
 1988-77 Thermo Electron Various Models
 1999-93 Volvo Penta 5.7Gi

YEAR MAKE / MODEL

6423CN - *continued*

1999-93 Volvo Penta 5.7GL
 1999-94 Volvo Penta 7.4GL
 1999-94 Volvo Penta 8.2GL

6423N

DR, 12 Volt, CW, 9-Tooth Pinion



1980-70 Berkley Jet 454
 1988-79 Crusader 262
 1995-77 Crusader 305
 1995-77 Crusader 350
 1988-77 Crusader 454
 1990-87 Mercruiser Model 175
 1987-85 Mercruiser Model 185
 1987-85 Mercruiser Model 200
 1991-85 Mercruiser Model 205
 1984-82 Mercruiser Model 228
 1987-85 Mercruiser Model 230
 1987-82 Mercruiser Model 260
 1986-85 Mercruiser Model 300 Tempest
 1990-87 Mercruiser Model 320 (EFI)
 1981-77 Mercruiser Model 330
 1995-86 Mercruiser Model 350 Mag Alpha
 1992-88 Mercruiser Model 4.3L (2-BBL)
 1992-88 Mercruiser Model 4.3LX (4-BBL)
 1996-95 Mercruiser Model 450 (Gen V)
 1988-86 Mercruiser Model 454 Mag Alpha
 1992-88 Mercruiser Model 454 Mag Bravo
 1992-90 Mercruiser Model 465
 1994-92 Mercruiser Model 465 (Gen V)
 1995-88 Mercruiser Model 5.0LX
 1995-89 Mercruiser Model 5.7L Bravo
 1995-87 Mercruiser Model 5.7L Competition Ski
 1987-85 Mercruiser Model 5.7L Ski
 1996-94 Mercruiser Model 500 (Gen V)
 1992-91 Mercruiser Model 525SC
 1995-92 Mercruiser Model 525SC (Gen V)
 1996 Mercruiser Model 525SC (Gen V)
 1991-88 Mercruiser Model 7.4L Bravo
 1984-83 Mercruiser Model 898
 1994-87 OMC 4.3L
 1988-86 OMC 5.0L
 1994-86 OMC 5.7L
 1994-90 OMC 7.4L
 1992-88 OMC 8.2L
 1995-76 Pleasurecraft 305CI, 5.0L
 1995-76 Pleasurecraft 350CI, 5.7L
 1995-76 Pleasurecraft 454CI, 7.4L
 1988-77 Thermo Electron Various Models
 1999-93 Volvo Penta 5.7Gi
 1999-93 Volvo Penta 5.7GL
 1999-94 Volvo Penta 7.4GL
 1999-94 Volvo Penta 8.2GL

BUYERS GUIDE - INBOARD STARTERS

YEAR MAKE / MODEL

6562NM - continued

1996-94 Mercruiser Model 350 Mag EFI Ski (TBI)
 1996-95 Mercruiser Model 350 Mag MPI Ski
 1997-91 Mercruiser Model 350 Mag Ski
 1997-On Mercruiser Model 377 Scorpion (Gen+) (Ski)
 2000-On Mercruiser Model 377 Scorpion Sterndrive
 1997-96 Mercruiser Model 4.3L (Gen +)
 1996-94 Mercruiser Model 4.3L (Gen II)
 1996-93 Mercruiser Model 4.3L (Gen II) (2-BBL)
 1997-96 Mercruiser Model 4.3LHX (Gen +) (4-BBL)
 1997-96 Mercruiser Model 4.3LX (Gen +) (2-BBL)
 1996-93 Mercruiser Model 4.3LX (Gen II) (4-BBL)
 1996-95 Mercruiser Model 450 (Gen V)
 1996-94 Mercruiser Model 454 EFI (Gen V)
 1995 Mercruiser Model 454 EFI Ski (Gen V)
 1996-92 Mercruiser Model 454 Mag Bravo (Gen V)
 1997-96 Mercruiser Model 454 Mag Bravo (Gen VI)
 1999-96 Mercruiser Model 454 Mag Bravo MPI (Gen VI)
 1998-96 Mercruiser Model 454 Mag MPI (Gen VI)
 1997-96 Mercruiser Model 454 Mag MPI Ski (Gen VI)
 2001-On Mercruiser Model 496 Mag
 2001-On Mercruiser Model 496 Mag HO
 1995-88 Mercruiser Model 5.0LX
 1998-96 Mercruiser Model 5.7L (2-BBL)
 1995-89 Mercruiser Model 5.7L Bravo
 1997-87 Mercruiser Model 5.7L Competition Ski
 1997-96 Mercruiser Model 5.7L EFI (TBI) (2-BBL)
 1995 Mercruiser Model 5.7L EFI (TBI) Alpha
 1995 Mercruiser Model 5.7L EFI (TBI) Bravo
 1997-96 Mercruiser Model 5.7LX (4-BBL)
 1997-96 Mercruiser Model 5.7LX Bravo EFI (Gen +)
 1997 Mercruiser Model 5.7LX EFI (TBI) (2-BBL)
 1997-96 Mercruiser Model 5.7LX EFI (TBI) (4-BBL)
 2000-99 Mercruiser Model 500 (Gen +)
 1996-94 Mercruiser Model 500 (Gen V)
 1998-97 Mercruiser Model 500 (Gen VI)
 2001-90 Mercruiser Model 500 Bulldog
 1995-93 Mercruiser Model 502 EFI (Gen V)
 1993-92 Mercruiser Model 502 Mag Bravo (Gen V)
 1998-96 Mercruiser Model 502 Mag MPI (Gen VI)
 1999-98 Mercruiser Model 502 Mag MPI Bravo (Gen VI)
 1996 Mercruiser Model 525SC (Gen V)
 1997-On Mercruiser Model 525SC (Gen VI)
 1998-97 Mercruiser Model 600SC (Gen VI)
 1996-92 Mercruiser Model 7.4L Bravo (Gen V)
 1997-96 Mercruiser Model 7.4L Bravo (Gen VI)
 1998 Mercruiser Model 7.4L MPI (Gen VI)
 1996 Mercruiser Model 7.4LX Bravo MPI (Gen V)
 1997-96 Mercruiser Model 7.4LX Bravo MPI (Gen VI)
 1997-96 Mercruiser Model 7.4LX Bravo TBI (Gen VI)
 1996 Mercruiser Model 7.4LX MPI (Gen V)
 1997-96 Mercruiser Model 7.4LX MPI (Gen VI)
 1997-96 Mercruiser Model 7.4LX TBI (Gen VI)
 1996-87 OMC 4.3L
 1988-86 OMC 5.0L
 1996-86 OMC 5.7L
 1996-90 OMC 7.4L
 1992-88 OMC 8.2L
 2004-02 Pleasurecraft 305CI, 5.0L
 2004-02 Pleasurecraft 350CI, 5.7L
 2004-01 Pleasurecraft 496CI, 8.1L
 2002-00 Volvo Penta 3.0GSP
 1999-93 Volvo Penta 4.3Gi
 2007-93 Volvo Penta 4.3GL
 1999-93 Volvo Penta 4.3GS
 2007-00 Volvo Penta 4.3GX, Osi
 1992-89 Volvo Penta 431A,B
 1998-92 Volvo Penta 432A,B
 1997-92 Volvo Penta 434A,B

YEAR MAKE / MODEL

6562NM - continued

1999-97 Volvo Penta 5.0Gi
 1999-97 Volvo Penta 5.0GL
 1999-93 Volvo Penta 5.7Gi
 1999-93 Volvo Penta 5.7GL
 1999-93 Volvo Penta 5.7GLi
 1999-93 Volvo Penta 5.7GS
 1999-93 Volvo Penta 5.7GSi
 1993-89 Volvo Penta 500A,B
 1993-89 Volvo Penta 501A,B
 1993-89 Volvo Penta 570A
 1998-91 Volvo Penta 572A,B
 1999-94 Volvo Penta 7.4Gi
 1999-94 Volvo Penta 7.4GL
 1999-94 Volvo Penta 7.4Gsi
 1993-89 Volvo Penta 740A,B
 2007-00 Volvo Penta 8.1Gi
 2007-00 Volvo Penta 8.1GX
 2007-01 Volvo Penta 8.1OSi
 1999-94 Volvo Penta 8.2GL
 1999-94 Volvo Penta 8.2GSi
 2000-96 Volvo Penta DPX415

6563N

DR, 1.7kW/12 Volt, CW, 11-Tooth Pinion



1998-90 Mercruiser Model 3.0 / 3.0LX
 1986-84 OMC 2.5L
 1996-84 OMC 3.0L
 1985-84 OMC 3.8L
 1986-85 OMC 4.3L
 1986-84 OMC 5.0L
 1986-84 OMC 5.7L
 1999-93 Volvo Penta 3.0GL
 1999-93 Volvo Penta 3.0GS
 1985-81 Volvo Penta AQ175A
 1986-69 Volvo Penta AQ200A,B,C,D,F
 1989-88 Volvo Penta AQ205A
 1989-86 Volvo Penta AQ211A
 1986-73 Volvo Penta AQ225A,B,C,D,F
 1989-86 Volvo Penta AQ231A,B
 1985-78 Volvo Penta AQ260A,B
 1989-86 Volvo Penta AQ271A,B,C
 1985-79 Volvo Penta AQ290A
 1989-86 Volvo Penta AQ311A,B
 1987 Volvo Penta BB231A
 1987-78 Volvo Penta BB260A,B,C
 1989-88 Volvo Penta BB261A


6615N

DR, 12 Volt, CW, 9-Tooth Pinion



2004-96 Crusader 305
 2004-96 Crusader 350
 1989-87 Mercruiser Model 165

BUYERS GUIDE - INBOARD STARTERS

YEAR	MAKE / MODEL	YEAR	MAKE / MODEL
6615N - continued		6616N - continued	
1986-84	MerCruiser Model 170	1987-81	MerCruiser Model 340 MIE w/Borg Warner MK4
1989-87	MerCruiser Model 180	1998-On	MerCruiser Model 350 Mag MPI (Gen +)
1986-85	MerCruiser Model 190	1999-On	MerCruiser Model 350 Mag MPI Horizon
1972-70	MerCruiser Model 215	1999-98	MerCruiser Model 350 Mag MPI MIE (Gen +)
1972-70	MerCruiser Model 215 MIE	1976-74	MerCruiser Model 350 MIE
1969-67	MerCruiser Model 225	1987-78	MerCruiser Model 370 TRS
1968	MerCruiser Model 225 MIE	1970-69	MerCruiser Model 390
1969-68	MerCruiser Model 250	1970-69	MerCruiser Model 390 MIE
1969-68	MerCruiser Model 250 MIE	1986-80	MerCruiser Model 400 TRS (Cyclone)
1972-69	MerCruiser Model 270	1989-87	MerCruiser Model 420
1972-69	MerCruiser Model 270 MIE	1992-90	MerCruiser Model 425
1989-87	MerCruiser Model 3.7L	1993-92	MerCruiser Model 425 (Gen V)
1972-69	MerCruiser Model 325	1986-83	MerCruiser Model 440 TRS (Cyclone)
1974-68	MerCruiser Model 325 MIE	1996-95	MerCruiser Model 450 (Gen V)
1970-69	MerCruiser Model 390	2001-On	MerCruiser Model 454 Mag MPI Horizon
1970-69	MerCruiser Model 390 MIE	1998-On	MerCruiser Model 454 Mag MPI Horizon (Gen VI)
1984-83	MerCruiser Model 470	1986-83	MerCruiser Model 460 TRS (Cyclone)
1984-83	MerCruiser Model 488	1992-90	MerCruiser Model 465
1998-97	MerCruiser Model 5.7L MIE	1994-92	MerCruiser Model 465 (Gen V)
6616N		1995-87	MerCruiser Model 5.0L (4-BBL)
DR, 12 Volt, CCW, 9-Tooth Pinion		1998-On	MerCruiser Model 5.7L EFI (Gen +)
		1997-On	MerCruiser Model 5.7L EFI (Gen +) MIE
1969-61	Crusader 170	1999-On	MerCruiser Model 5.7L MIE
1969-61	Crusader 185	1998-88	MerCruiser Model 5.7L MIE
1969-61	Crusader 200	1987-85	MerCruiser Model 5.7L Ski
1969-61	Crusader 225	1996-94	MerCruiser Model 500 (Gen V)
1969-61	Crusader 230	1998-97	MerCruiser Model 500 (Gen VI)
1971-61	Crusader 283	2001-90	MerCruiser Model 500 Bulldog
2004-77	Crusader 305	1992-91	MerCruiser Model 525SC
1971-61	Crusader 307	1996-92	MerCruiser Model 525SC (Gen V)
1971-61	Crusader 327	1997-On	MerCruiser Model 525SC (Gen VI)
1971-61	Crusader 348	1992-85	MerCruiser Model 575
2004-67	Crusader 350	1996-91	MerCruiser Model 600SC (Gen IV & V)
2004-99	Crusader 364	1996-92	MerCruiser Model 7.4L MIE (LH) (Gen V)
1971-61	Crusader 409	1997-96	MerCruiser Model 7.4L MIE (LH) (Gen VI)
1971-61	Crusader 427	1992-89	MerCruiser Model 7.4L MIE (LH) w/Hurth MK4
1988-77	Crusader 454	2000-98	MerCruiser Model 7.4L MIE MPI (L29) (Gen VI)
2004-01	Crusader 496	1996-95	MerCruiser Model 7.4L MIE MPI (LH) (Gen V)
1977	MerCruiser Model 198 MIE	1997-96	MerCruiser Model 7.4L MIE MPI (LH) (Gen VI)
1972-70	MerCruiser Model 215	1997-96	MerCruiser Model 7.4L MIE TBI (LH) (Gen VI)
1972-70	MerCruiser Model 215 MIE	1992-88	MerCruiser Model 7.4L MIE w/Borg Warner
1974-67	MerCruiser Model 225	2001-On	MerCruiser Model 8.1S HO
1974-68	MerCruiser Model 225 MIE	2001-On	MerCruiser Model 8.1S Horizon
1981-77	MerCruiser Model 228	1996-93	MerCruiser Model 8.2L MIE (Gen V)
1981-77	MerCruiser Model 228 MIE	1996-On	MerCruiser Model 8.2L MIE MPI (LH) (Gen VI)
1995-81	MerCruiser Model 230 MIE	1992-90	MerCruiser Model 8.2L MIE w/Hurth
1977-75	MerCruiser Model 233	1998-93	MerCruiser Model 800SC (Gen V)
1977-75	MerCruiser Model 233 MIE	1982-77	MerCruiser Model 898
1969-68	MerCruiser Model 250	2002-99	MerCruiser Model 900SC
1969-68	MerCruiser Model 250 MIE	1981-78	OMC 5.0L
1974-73	MerCruiser Model 255	1981-78	OMC 5.7L
1980-73	MerCruiser Model 255 MIE	1988-78	OMC 7.4L
1987-81	MerCruiser Model 260 MIE	1995-76	Pleasurecraft 305CI, 5.0L
1972-69	MerCruiser Model 270	1995-76	Pleasurecraft 350CI, 5.7L
1972-69	MerCruiser Model 270 MIE	1995-76	Pleasurecraft 454CI, 7.4L
1986-85	MerCruiser Model 300 Tempest	1988-70	Thermo Electron Various Models
1972-69	MerCruiser Model 325	2007-00	Volvo Penta 8.1GiL
1974-68	MerCruiser Model 325 MIE	2002-00	Volvo Penta 8.1GSiL
1987-77	MerCruiser Model 330	2007-00	Volvo Penta 8.1GXiL
1980-77	MerCruiser Model 330 MIE		

BUYERS GUIDE - INBOARD STARTERS

YEAR MAKE / MODEL

6792BN

DR, 12 Volt, CW, 11-Tooth Pinion



1999-On Mercruiser Black Scorpion Ski (Gen +)
 1996-On Mercruiser Model 3.0 / 3.0LX
 1998-On Mercruiser Model 350 Mag MPI Alpha & Bravo
 2001-On Mercruiser Model 350 Mag MPI Hor Alpha & Bravo
 1998-On Mercruiser Model 350 Mag MPI Ski (Gen +)
 2002-On Mercruiser Model 4.3L (Carb.) Alpha & Bravo
 1996-On Mercruiser Model 4.3L (Gen +)
 2002-On Mercruiser Model 4.3L (MFI) Alpha & Bravo
 1999 Mercruiser Model 4.3L EFI
 2001-98 Mercruiser Model 4.3L EFI (Gen +) TBI
 2002-01 Mercruiser Model 4.3L MPI
 1998-On Mercruiser Model 4.3LH (Gen +) (4-BBL)
 1997-96 Mercruiser Model 4.3LHX (Gen +) (4-BBL)
 1997-96 Mercruiser Model 4.3LX (Gen +) (2-BBL)
 2000-On Mercruiser Model 454 Mag Bravo MPI (Gen VI)
 2001-On Mercruiser Model 496 Mag
 2001-On Mercruiser Model 496 Mag HO
 1998-95 Mercruiser Model 5.0L (2-BBL)
 2002-98 Mercruiser Model 5.0L (2-BBL) (Gen +)
 2002-On Mercruiser Model 5.0L (Carb.) Alpha & Bravo
 2001-98 Mercruiser Model 5.0L EFI (Gen +)
 2001-On Mercruiser Model 5.0L MPI Alpha & Bravo
 2002-98 Mercruiser Model 5.7L (2-BBL) (Gen +)
 2002-On Mercruiser Model 5.7L (Carb.) Alpha & Bravo
 2001-98 Mercruiser Model 5.7L EFI (Gen +)
 1998-On Mercruiser Model 5.7L Ski (CARB)
 1998-On Mercruiser Model 5.7L Ski (Gen +)
 1999-On Mercruiser Model 502 Mag MPI (Gen VI)
 2001-On Mercruiser Model MX 6.2L BS MPI Ski
 2000-On Mercruiser Model MX 6.2L MPI
 2000-On Mercruiser Model MX 6.2L MPI Horizon
 2007-00 Volvo Penta 3.0GLM
 2007-00 Volvo Penta 3.0GLP
 2002-00 Volvo Penta 3.0GSM
 2007-00 Volvo Penta 4.3GL
 2007-00 Volvo Penta 4.3GXi, Osi
 2007-00 Volvo Penta 5.0GL
 2007-01 Volvo Penta 5.0GXi, Osi
 2007-00 Volvo Penta 5.7Gi
 2007-00 Volvo Penta 5.7GL
 2007-00 Volvo Penta 5.7GXi
 2007-00 Volvo Penta 5.7OSi
 2007-00 Volvo Penta 5.7OXi
 1999-94 Volvo Penta 7.4Gi
 1999-94 Volvo Penta 7.4Gsi
 2007-00 Volvo Penta 8.1Gi
 2002-00 Volvo Penta 8.1GSi
 2007-00 Volvo Penta 8.1GXi
 2007-01 Volvo Penta 8.1OSi
 1999-94 Volvo Penta 8.2GSi
 2002-00 Volvo Penta DPX375
 2000-96 Volvo Penta DPX385
 2002-00 Volvo Penta DPX420
 2002-99 Volvo Penta DPX500
 2002-99 Volvo Penta DPX525
 2002-99 Volvo Penta DPX600
 2007 Volvo Penta IPS500G

YEAR MAKE / MODEL

6792N


DR, 12 Volt, CW, 11-Tooth Pinion



2006-99 Mercruiser Black Scorpion Ski (Gen +)
 2006-96 Mercruiser Model 3.0 / 3.0LX
 2008-98 Mercruiser Model 350 Mag MPI Alpha & Bravo
 2008-01 Mercruiser Model 350 Mag MPI Hor Alpha & Bravo
 2005-98 Mercruiser Model 350 Mag MPI Ski (Gen +)
 2009-02 Mercruiser Model 4.3L (Carb.) Alpha & Bravo
 2005-96 Mercruiser Model 4.3L (Gen +)
 2009-02 Mercruiser Model 4.3L (MFI) Alpha & Bravo
 1999 Mercruiser Model 4.3L EFI
 2001-98 Mercruiser Model 4.3L EFI (Gen +) TBI
 2002-01 Mercruiser Model 4.3L MPI
 2005-98 Mercruiser Model 4.3LH (Gen +) (4-BBL)
 1997-96 Mercruiser Model 4.3LHX (Gen +) (4-BBL)
 1997-96 Mercruiser Model 4.3LX (Gen +) (2-BBL)
 2007-00 Mercruiser Model 454 Mag Bravo MPI (Gen VI)
 2008-01 Mercruiser Model 496 Mag
 2008-01 Mercruiser Model 496 Mag HO
 1998-95 Mercruiser Model 5.0L (2-BBL)
 2002-98 Mercruiser Model 5.0L (2-BBL) (Gen +)
 2009-02 Mercruiser Model 5.0L (Carb.) Alpha & Bravo
 2001-98 Mercruiser Model 5.0L EFI (Gen +)
 2008-01 Mercruiser Model 5.0L MPI Alpha & Bravo
 2002-98 Mercruiser Model 5.7L (2-BBL) (Gen +)
 2009-02 Mercruiser Model 5.7L (Carb.) Alpha & Bravo
 2001-98 Mercruiser Model 5.7L EFI (Gen +)
 2005-98 Mercruiser Model 5.7L Ski (CARB)
 2004-98 Mercruiser Model 5.7L Ski (Gen +)
 2006-99 Mercruiser Model 502 Mag MPI (Gen VI)
 2008-01 Mercruiser Model MX 6.2L BS MPI Ski
 2007-00 Mercruiser Model MX 6.2L MPI
 2007-00 Mercruiser Model MX 6.2L MPI Horizon
 2007-00 Volvo Penta 3.0GLM
 2007-00 Volvo Penta 3.0GLP
 2002-00 Volvo Penta 3.0GSM
 2007-00 Volvo Penta 4.3GL
 2007-00 Volvo Penta 4.3GXi, Osi
 2007-00 Volvo Penta 5.0GL
 2007-01 Volvo Penta 5.0GXi, Osi
 2007-00 Volvo Penta 5.7Gi
 2007-00 Volvo Penta 5.7GL
 2007-00 Volvo Penta 5.7GXi
 2007-00 Volvo Penta 5.7OSi
 2007-00 Volvo Penta 5.7OXi
 1999-94 Volvo Penta 7.4Gi
 1999-94 Volvo Penta 7.4Gsi
 2007-00 Volvo Penta 8.1Gi
 2002-00 Volvo Penta 8.1GSi
 2007-00 Volvo Penta 8.1GXi
 2007-01 Volvo Penta 8.1OSi
 1999-94 Volvo Penta 8.2GSi
 2002-00 Volvo Penta DPX375
 2000-96 Volvo Penta DPX385
 2002-00 Volvo Penta DPX420
 2002-99 Volvo Penta DPX500
 2002-99 Volvo Penta DPX525
 2002-99 Volvo Penta DPX600
 2007 Volvo Penta IPS500G

BUYERS GUIDE

BUYERS GUIDE - INBOARD STARTERS

YEAR	MAKE / MODEL	YEAR	MAKE / MODEL
6792N-MD		6792N-MD - continued	
MD, 1.7kW/12 Volt, CW, 11-Tooth Pinion			
			
1996-On	MerCruiser Black Scorpion Ski (Gen +)	1997-96	MerCruiser Model 5.7LX (4-BBL)
1987	MerCruiser Model 200	1997-96	MerCruiser Model 5.7LX Bravo EFI (Gen +)
1987	MerCruiser Model 230	1997	MerCruiser Model 5.7LX EFI (TBI) (2-BBL)
1987	MerCruiser Model 260	1997-96	MerCruiser Model 5.7LX EFI (TBI) (4-BBL)
1997-96	MerCruiser Model 262 Mag (Gen +) (TBI)	2000-99	MerCruiser Model 500 (Gen +)
1996-On	MerCruiser Model 3.0 / 3.0LX	1996-94	MerCruiser Model 500 (Gen V)
1995-88	MerCruiser Model 350 Mag Alpha	1998-97	MerCruiser Model 500 (Gen VI)
1997-96	MerCruiser Model 350 Mag Alpha (4-BBL)	2001-90	MerCruiser Model 500 Bulldog
1997-96	MerCruiser Model 350 Mag Alpha EFI (Gen +)	1995-93	MerCruiser Model 502 EFI (Gen V)
1995	MerCruiser Model 350 Mag Bravo MPI	1993-92	MerCruiser Model 502 Mag Bravo (Gen V)
1997-96	MerCruiser Model 350 Mag Bravo MPI (Gen +)	1996-On	MerCruiser Model 502 Mag MPI (Gen VI)
1997-96	MerCruiser Model 350 Mag EFI Ski (Gen +)	1999-98	MerCruiser Model 502 Mag MPI Bravo (Gen VI)
1996-94	MerCruiser Model 350 Mag EFI Ski (TBI)	1996	MerCruiser Model 525SC (Gen V)
1998-On	MerCruiser Model 350 Mag MPI Alpha & Bravo	2002-97	MerCruiser Model 525SC (Gen VI)
2001-On	MerCruiser Model 350 Mag MPI Hor Alpha & Bravo	1998-97	MerCruiser Model 600SC (Gen VI)
1996-95	MerCruiser Model 350 Mag MPI Ski	1996-92	MerCruiser Model 7.4L Bravo (Gen V)
1998-On	MerCruiser Model 350 Mag MPI Ski (Gen +)	1997-96	MerCruiser Model 7.4L Bravo (Gen VI)
1997-91	MerCruiser Model 350 Mag Ski	1998	MerCruiser Model 7.4L MPI (Gen VI)
2002-97	MerCruiser Model 377 Scorpion (Gen+) (Ski)	1996	MerCruiser Model 7.4LX Bravo MPI (Gen V)
2006-00	MerCruiser Model 377 Scorpion Sterndrive	1997-96	MerCruiser Model 7.4LX Bravo MPI (Gen VI)
2002-On	MerCruiser Model 4.3L (Carb.) Alpha & Bravo	1997-96	MerCruiser Model 7.4LX Bravo TBI (Gen VI)
1996-On	MerCruiser Model 4.3L (Gen +)	1996	MerCruiser Model 7.4LX MPI (Gen V)
1996-94	MerCruiser Model 4.3L (Gen II)	1997-96	MerCruiser Model 7.4LX MPI (Gen VI)
1996-93	MerCruiser Model 4.3L (Gen II) (2-BBL)	1997-96	MerCruiser Model 7.4LX TBI (Gen VI)
2002-On	MerCruiser Model 4.3L (MFI) Alpha & Bravo	2001-On	MerCruiser Model MX 6.2L BS MPI Ski
1999	MerCruiser Model 4.3L EFI	2000-On	MerCruiser Model MX 6.2L MPI
2001-98	MerCruiser Model 4.3L EFI (Gen +) TBI	2000-On	MerCruiser Model MX 6.2L MPI Horizon
2002-01	MerCruiser Model 4.3L MPI	1996-87	OMC 4.3L
1998-On	MerCruiser Model 4.3LH (Gen +) (4-BBL)	1988-86	OMC 5.0L
1997-96	MerCruiser Model 4.3LHX (Gen +) (4-BBL)	1996-86	OMC 5.7L
1997-96	MerCruiser Model 4.3LX (Gen +) (2-BBL)	1996-90	OMC 7.4L
1996-93	MerCruiser Model 4.3LX (Gen II) (4-BBL)	1992-88	OMC 8.2L
1996-95	MerCruiser Model 450 (Gen V)	2004-02	Pleasurecraft 305CI, 5.0L
1996-94	MerCruiser Model 454 EFI (Gen V)	2004-02	Pleasurecraft 350CI, 5.7L
1995	MerCruiser Model 454 EFI Ski (Gen V)	2004-01	Pleasurecraft 496CI, 8.1L
1996-92	MerCruiser Model 454 Mag Bravo (Gen V)	2007-00	Volvo Penta 3.0GLM
1997-96	MerCruiser Model 454 Mag Bravo (Gen VI)	2007-00	Volvo Penta 3.0GLP
1996-On	MerCruiser Model 454 Mag Bravo MPI (Gen VI)	2002-00	Volvo Penta 3.0GSM
1998-96	MerCruiser Model 454 Mag MPI (Gen VI)	2002-00	Volvo Penta 3.0GSP
1997-96	MerCruiser Model 454 Mag MPI Ski (Gen VI)	1999-93	Volvo Penta 4.3Gi
2008-01	MerCruiser Model 496 Mag	2007-00	Volvo Penta 4.3GL
2008-01	MerCruiser Model 496 Mag HO	1999-93	Volvo Penta 4.3GS
1998-95	MerCruiser Model 5.0L (2-BBL)	2007-00	Volvo Penta 4.3GXi, Osi
2002-98	MerCruiser Model 5.0L (2-BBL) (Gen +)	1992-89	Volvo Penta 431A,B
2002-On	MerCruiser Model 5.0L (Carb.) Alpha & Bravo	1998-92	Volvo Penta 432A,B
2001-98	MerCruiser Model 5.0L EFI (Gen +)	1997-92	Volvo Penta 434A,B
2001-On	MerCruiser Model 5.0L MPI Alpha & Bravo	1999-97	Volvo Penta 5.0Gi
1995-88	MerCruiser Model 5.0LX	2007-97	Volvo Penta 5.0GL
1998-96	MerCruiser Model 5.7L (2-BBL)	2007-01	Volvo Penta 5.0GXi, Osi
2002-98	MerCruiser Model 5.7L (2-BBL) (Gen +)	2007-93	Volvo Penta 5.7Gi
2002-On	MerCruiser Model 5.7L (Carb.) Alpha & Bravo	2007-93	Volvo Penta 5.7GL
1995-89	MerCruiser Model 5.7L Bravo	1999-93	Volvo Penta 5.7GLi
1997-87	MerCruiser Model 5.7L Competition Ski	1999-93	Volvo Penta 5.7GS
2001-98	MerCruiser Model 5.7L EFI (Gen +)	1999-93	Volvo Penta 5.7GSi
1997-96	MerCruiser Model 5.7L EFI (TBI) (2-BBL)	2007-00	Volvo Penta 5.7GXi
1995	MerCruiser Model 5.7L EFI (TBI) Alpha	2007-00	Volvo Penta 5.7OSi
1995	MerCruiser Model 5.7L EFI (TBI) Bravo	2007-00	Volvo Penta 5.7OXi
1998-On	MerCruiser Model 5.7L Ski (CARB)	1993-89	Volvo Penta 500A,B
1998-On	MerCruiser Model 5.7L Ski (Gen +)	1993-89	Volvo Penta 501A,B
		1993-89	Volvo Penta 570A
		1998-91	Volvo Penta 572A,B
		1999-94	Volvo Penta 7.4Gi
		1999-94	Volvo Penta 7.4GL
		1999-94	Volvo Penta 7.4Gsi
		1993-89	Volvo Penta 740A,B
		2007-00	Volvo Penta 8.1Gi
		2002-00	Volvo Penta 8.1Gsi
		2007-00	Volvo Penta 8.1GXi

BUYERS GUIDE - INBOARD STARTERS

YEAR MAKE / MODEL

6792N-MD - continued

2007-01 Volvo Penta 8.1OSI
 1999-94 Volvo Penta 8.2GL
 1999-94 Volvo Penta 8.2GSI
 2002-00 Volvo Penta DPX375
 2000-96 Volvo Penta DPX385
 2000-96 Volvo Penta DPX415
 2002-00 Volvo Penta DPX420
 2002-99 Volvo Penta DPX500
 2002-99 Volvo Penta DPX525
 2002-99 Volvo Penta DPX600
 2007 Volvo Penta IPS500G

6793N

DR, 12 Volt, CCW, 9-Tooth Pinion



2004-98 Mercruiser Model 350 Mag MPI (Gen +)
 2006-99 Mercruiser Model 350 Mag MPI Horizon
 1999-98 Mercruiser Model 350 Mag MPI MIE (Gen +)
 2008-01 Mercruiser Model 454 Mag MPI Horizon
 2004-98 Mercruiser Model 454 Mag MPI Horizon (Gen VI)
 2004-98 Mercruiser Model 5.7L EFI (Gen +)
 2005-97 Mercruiser Model 5.7L EFI (Gen +) MIE
 2006-97 Mercruiser Model 5.7L MIE
 2001-97 Mercruiser Model 500 Bulldog
 2008-01 Mercruiser Model 8.1S HO
 2008-01 Mercruiser Model 8.1S Horizon
 2007-00 Mercruiser Model 8.2L MIE MPI (LH) (Gen VI)
 2009-02 Mercruiser Model 800SCI
 2002-99 Mercruiser Model 900SC
 2008-01 Mercruiser Model MX 6.2L MPI
 2008-01 Mercruiser Model MX 6.2L MPI Horizon
 2007-00 Volvo Penta 5.7GiL
 2002-00 Volvo Penta 5.7GSiL
 2007-00 Volvo Penta 5.7GXiL
 2007-00 Volvo Penta 8.1GiL
 2002-00 Volvo Penta 8.1GSiL
 2007-00 Volvo Penta 8.1GXiL

6931N

DR, 12 Volt, CW, 11-Tooth Pinion



2007-03 Pleasurecraft 364CI, 6.0L

16720

MI, 1.2kW/12 Volt, CW, 9-Tooth Pinion



All Mitsubishi L2E

YEAR MAKE / MODEL

16720 - continued

All Mitsubishi L3A
 All Mitsubishi L3C
 All Mitsubishi L3E
 2007-92 Westerbeke 12C Two
 2007-87 Westerbeke 20B Two
 2007-87 Westerbeke 30B Three
 2000-87 Westerbeke 35B Three
 1993-86 Westerbeke W41G
 2001-88 Westerbeke W70G

17135N

BO, 1.4kW/12 Volt, CW, 9-Tooth Pinion



1993-83 Volvo Penta 2002
 1993-83 Volvo Penta 2002T
 1993-83 Volvo Penta 2003,T
 1985-81 Volvo Penta AQ125,A,B
 1989-85 Volvo Penta AQ131A,B,C,D
 1985-79 Volvo Penta AQ145A
 1985-79 Volvo Penta AQ145B
 1989-85 Volvo Penta AQ151A,B,C
 1994-86 Volvo Penta AQ171A,C
 1985-79 Volvo Penta BB145A

17237N

BO, 1.7kW/12 Volt, CW, 9-Tooth Pinion



1987-86 BMW Various Models









17315N

VA, 1.1kW/12 Volt, CW, 9-Tooth Pinion



1993-83 Volvo Penta 2001
 1993-83 Volvo Penta 2002
 1993-83 Volvo Penta 2002T
 1993-83 Volvo Penta 2003,T
 1993-83 Volvo Penta 2003R,S,S Turbo,V
 1992-89 Volvo Penta 251A - DOHC
 1985-81 Volvo Penta AQ125,A,B
 1989-85 Volvo Penta AQ131A,B,C,D
 1985-79 Volvo Penta AQ145A
 1985-79 Volvo Penta AQ145B
 1989-85 Volvo Penta AQ151A,B,C
 1994-86 Volvo Penta AQ171A,C
 All Volvo Penta AQ251
 1985-79 Volvo Penta BB145A

BUYERS GUIDE - INBOARD STARTERS

YEAR	MAKE / MODEL	YEAR	MAKE / MODEL
18144N		18219N	
ND, 1.4kW/12 Volt, CW, 9-Tooth Pinion		HI, 1.4kW/12 Volt, CW, 11-Tooth Pinion	
			
1982-80	Universal 5444	2003-99	Yanmar 3JH3
1982-78	Universal 5432 Atomic Four	All	Yanmar 3JH3E
1998-82	Universal M-40	All	Yanmar 3JH3E-YEU
1997-82	Universal M-50	2003-94	Yanmar 4JH3E
18148N		18273N	
ND, 1.4kW/12 Volt, CW, 9-Tooth Pinion		ND, 1.8kW/12 Volt, CW, 11-Tooth Pinion	
			
1988-83	Universal M-18	1996-92	OMC 5.0L
2004-98	Universal M-25 XPB	1996-92	OMC 5.8L
		1999-93	Volvo Penta 5.0Fi
		1996-94	Volvo Penta 5.0FL
18203N		18369N	
HI, 0.8kW/12 Volt, CCW, 8-Tooth Pinion		BO, 1.8kW/12 Volt, CCW, 9-Tooth Pinion	
			
All	Yanmar L40S	1995-On	Ruggerini F10
All	Yanmar L60S	1999-95	Ruggerini RD180
		1999-95	Ruggerini RD181
		1981-73	Ruggerini RD80
		1995-On	Ruggerini RDK80
		1995-On	Ruggerini RDK901
		1995-On	Ruggerini RDM901
		1999-95	Ruggerini RF140
		1995-On	Ruggerini RK180
		1995-On	Ruggerini RM80
		1995-On	Ruggerini RM81
18209N		18494N	
HI, 1.0kW/12 Volt, CW, 9-Tooth Pinion		HI, 0.8kW/12 Volt, CW, 8-Tooth Pinion	
			
1989-80	Yanmar 1GM	1999-84	Yanmar L40S
1990-82	Yanmar 1GM10	1999-84	Yanmar L60S
1984-82	Yanmar 1GM10C		
1989-80	Yanmar 2GM		
1990-82	Yanmar 2GM20		
1984-80	Yanmar 2GMF		
1989-80	Yanmar 3GM		
1990-82	Yanmar 3GM30		
1990-82	Yanmar 3GMD		
1990-82	Yanmar 3GMF		
All	Yanmar KM2A		
All	Yanmar KM2C		
All	Yanmar KM2P		
All	Yanmar KM3A		
All	Yanmar KM3P		
All	Yanmar KM3V		


BUYERS GUIDE - INBOARD STARTERS

YEAR MAKE / MODEL

YEAR MAKE / MODEL

30733N

BO, 1.8kW/12 Volt, CW, 10-Tooth Pinion



- All FNM (CMD) AM 45 E
- All FNM (CMD) AM 45 FT
- All FNM (CMD) AM 60
- All FNM (CMD) ATM 100
- All FNM (CMD) ATM 120
- All FNM (CMD) ATM 70
- 2001-On FNM (CMD) ATM/P 155

BUYERS GUIDE - OUTBOARD STARTERS

YEAR	MAKE / MODEL	YEAR	MAKE / MODEL
5389N		5389N	<i>- continued</i>
	UT, 12 Volt, CCW, 8-Tooth Pinion		
			
2000-93	Mariner 135CXL	2000-95	Mercury 150CXL EFI
1988-86	Mariner 135ELPTO	2005-99	Mercury 150CXL EFI Saltwater
1988-86	Mariner 135EXLPTO	2005-99	Mercury 150CXL Saltwater
2000-89	Mariner 135L	1985-78	Mercury 150ELPT
2000-89	Mariner 135XL	1988-86	Mercury 150ELPTO
1998-92	Mariner 150 Magnum EFI	1987-84	Mercury 150ELPTO XR2
1991-89	Mariner 150 Magnum II	1991-88	Mercury 150ELPTO XR4
2000-94	Mariner 150 Magnum III	1988-84	Mercury 150ELXPTO
1998-89	Mariner 150CXL	1985-78	Mercury 150EXLPT
2000-94	Mariner 150CXL EFI	2005-89	Mercury 150L
2000-99	Mariner 150CXL Saltwater	2005-96	Mercury 150L EFI
1985-79	Mariner 150ELPT	2005-99	Mercury 150L EFI Saltwater
1988-86	Mariner 150ELPTO	1998-95	Mercury 150L Jet 105
1988-86	Mariner 150ELXPTO	1998	Mercury 150L Pro Max
1985-79	Mariner 150EXLPT	2005-99	Mercury 150L XR6
1998-89	Mariner 150L	1998	Mercury 150SS Pro Max
2000-99	Mariner 150L EFI	1998-89	Mercury 150XL
1998-95	Mariner 150L Jet 105	2000-95	Mercury 150XL EFI
2000-99	Mariner 150L XR6	2005-99	Mercury 150XL EFI Saltwater
1998-89	Mariner 150XL	2005-99	Mercury 150XL Saltwater
2000-94	Mariner 150XL EFI	1998-92	Mercury 150XR6
2000-99	Mariner 150XL Saltwater	1995-93	Mercury 150XRI EFI
2000-89	Mariner 175CXL	1999-89	Mercury 175CXL
1980-79	Mariner 175ELPT	2000	Mercury 175CXL EFI
1988-85	Mariner 175ELPTO	1981-76	Mercury 175ELPT
1980-79	Mariner 175EXLPT	1988-85	Mercury 175ELPTO
1988-85	Mariner 175EXLPTO	1981-78	Mercury 175EXLPT
2000-89	Mariner 175L	1988-85	Mercury 175EXLPTO
1999-91	Mariner 175L Magnum EFI	1999-89	Mercury 175L
1990	Mariner 175SKI	2002-96	Mercury 175L EFI
2000-89	Mariner 175XL	1999-89	Mercury 175XL
2000-97	Mariner 175XL EFI	2002-97	Mercury 175XL EFI
2000-89	Mariner 200CXL	1991	Mercury 175XLI
2000-94	Mariner 200CXL EFI	1995-92	Mercury 175XRI EFI
1984-80	Mariner 200ELPT	All	Mercury 2.4L Racing
1988-85	Mariner 200ELPTO	All	Mercury 2.5L Racing
1984-80	Mariner 200EXLPT	2004-89	Mercury 200CXL
1988-85	Mariner 200EXLPTO	2005-94	Mercury 200CXL EFI
2000-89	Mariner 200L	1984-78	Mercury 200ELPT
2000-95	Mariner 200L Jet 140	1988-84	Mercury 200ELPTO
2000-92	Mariner 200L Magnum EFI	1994-89	Mercury 200ELPTO XRI
2000-89	Mariner 200XL	1984-78	Mercury 200EXLPT
2000-94	Mariner 200XL EFI	1988-84	Mercury 200EXLPTO
1995-94	Mariner 200XRI EFI	2004-89	Mercury 200L
1988-87	Mariner 220EFIELPTO Magnum	2005-96	Mercury 200L EFI
1988-87	Mariner 220EFIELXPTO Magnum	2000-94	Mercury 200L Jet 140
1990-89	Mariner 250XL	1999-98	Mercury 200L Promax Racing
1990-89	Mariner 250XXL	1999-98	Mercury 200SS Promax Racing
1994-91	Mariner 275CXL	2004-89	Mercury 200XL
1994-91	Mariner 275CXXL	2005-94	Mercury 200XL EFI
1993-91	Mariner 275L	1995-94	Mercury 200XRI EFI
1994-91	Mariner 275XL	1988-87	Mercury 220ELPTO Laser XRI
1994-91	Mariner 275XXL	1988-87	Mercury 220EXLPTO Laser XRI
2000-90	Mercury 135CXL	2000-98	Mercury 225CL Promax Racing
1988-86	Mercury 135ELPTO Marathon	2000-98	Mercury 225CS Promax Racing
1988-86	Mercury 135EXLPTO Marathon	2000-98	Mercury 225L Promax Racing
2000-89	Mercury 135L	2000-98	Mercury 225SS Promax Racing
2000-89	Mercury 135XL	1990-89	Mercury 250XL
1999-89	Mercury 150CXL	1990-89	Mercury 250XXL
		1994-91	Mercury 275CXL
		1994-91	Mercury 275CXXL
		1993-91	Mercury 275L
		1994-89	Mercury 275XL
		1994-89	Mercury 275XXL
		1987-84	Mercury 3.4LELPT
		1987-84	Mercury 3.4LEXLPT
		1983-81	Mercury 300ELPT
		1983-81	Mercury 300EXLPT

BUYERS GUIDE - OUTBOARD STARTERS

YEAR MAKE / MODEL

5393N


PS, 12 Volt, CCW, 10-Tooth Pinion



1985-79 Mariner 150ELPT
 1985-79 Mariner 150EXLPT
 1980-79 Mariner 175ELPT
 1988-85 Mariner 175ELPTO
 1980-79 Mariner 175EXLPT
 1988-85 Mariner 175EXLPTO
 1977-76 Mercury 115EL
 1977-76 Mercury 115ELPT
 1974-73 Mercury 115HP
 1977-74 Mercury 150EL
 1985-76 Mercury 150ELPT
 1985-84 Mercury 150ELPTO XR2
 1985-84 Mercury 150EXLPTO
 1985-78 Mercury 150EXLPT
 1977-73 Mercury 150HP
 1981-76 Mercury 175ELPT
 1988-85 Mercury 175ELPTO
 1981-78 Mercury 175EXLPT
 1988-85 Mercury 175EXLPTO

5396N


PS, 12 Volt, CW, 10-Tooth Pinion



1984-72 Chrysler Various Models
 1989-86 Force 357F

5398N

UT, 12 Volt, CCW, 9-Tooth Pinion




1984-80 Mariner 200ELPT
 1988-85 Mariner 200ELPTO
 1984-80 Mariner 200EXLPT
 1988-85 Mariner 200EXLPTO
 1984-78 Mercury 200ELPT
 1988-84 Mercury 200ELPTO
 1984-78 Mercury 200EXLPT
 1988-84 Mercury 200EXLPTO
 1981-80 Mercury 225ELPT
 1981-80 Mercury 225EXLPT

YEAR MAKE / MODEL

5399N

UT, 12 Volt, CCW, 10-Tooth Pinion



1997-89 Mariner 40ELHPTO
 1996-90 Mariner 40ELHPTO Magnum
 1997-90 Mariner 40ELO
 1996-91 Mariner 40ELO Magnum
 1997-89 Mariner 40ELPTO
 1996-90 Mariner 40ELPTO Magnum
 1997-90 Mariner 40EO
 1997-95 Mariner 40EO Jet 30
 1996-92 Mariner 40EO Magnum
 1988-86 Mariner 45ELHO
 1988 Mariner 45ELHPTO
 1989-86 Mariner 45ELO
 1989-86 Mariner 45ELPTO
 1984-80 Mariner 50E
 1985-80 Mariner 50EL
 1985-80 Mariner 50ELH
 1986 Mariner 50ELO
 1985-80 Mariner 50ELPT
 1986 Mariner 50ELPTO
 1997-89 Mercury 40ELHPTO
 1997-89 Mercury 40ELO
 1997-89 Mercury 40ELPTO
 1997-92 Mercury 40EO
 1997-94 Mercury 40EO Jet 30
 1988-86 Mercury 45ELHO
 1988 Mercury 45ELHPTO
 1989-86 Mercury 45ELO
 1989-86 Mercury 45ELPTO
 1984-78 Mercury 50E
 1984-79 Mercury 50EH
 1985-78 Mercury 50EL
 1985-79 Mercury 50ELH
 1985-80 Mercury 50ELPT
 1977-76 Mercury 50HP

5400N

UT, 12 Volt, CCW, 9-Tooth Pinion




1969-65 Mercury 35HP
 1983-78 Mercury 40E
 1983-79 Mercury 40EH
 1983-78 Mercury 40EL
 1983-79 Mercury 40ELH
 1977-70 Mercury 40HP
 1975-65 Mercury 50HP

BUYERS GUIDE - OUTBOARD STARTERS

YEAR MAKE / MODEL

5401N

UT, 12 Volt, CCW, 10-Tooth Pinion



1997-92 Mariner 50ELHPTO
 1997-86 Mariner 50ELO
 1997-86 Mariner 50ELPTO
 1994-92 Mariner 50EO
 1985-84 Mariner 60EL
 1997-92 Mariner 60ELHPTO
 1997-86 Mariner 60ELO
 1985-84 Mariner 60ELPT
 1997-86 Mariner 60ELPTO
 1997-95 Mariner 60ELPTO Big Foot
 1997-92 Mariner 60EO
 1997-95 Mariner 60EO Jet 45
 1997-92 Mercury 50ELHPTO
 1997-86 Mercury 50ELO
 1997-86 Mercury 50ELPTO
 1995-92 Mercury 50EO
 1984 Mercury 60E
 1985-84 Mercury 60EL
 1997-92 Mercury 60ELHPTO
 1997-86 Mercury 60ELO
 1985-84 Mercury 60ELPT
 1997-86 Mercury 60ELPTO
 1997-95 Mercury 60ELPTO Big Foot
 1997-92 Mercury 60EO
 1997-94 Mercury 60EO Jet 45

5708N

UT, 12 Volt, CCW, 10-Tooth Pinion



1986 Mariner 50ELO
 1986 Mariner 50ELPTO
 1985-84 Mariner 60EL
 1986 Mariner 60ELO
 1985-84 Mariner 60ELPT
 1986 Mariner 60ELPTO
 1979 Mariner 70E
 1983-79 Mariner 70EL
 1983-80 Mariner 70ELPT
 1985-84 Mariner 75EL
 1999-94 Mariner 75ELHPTO
 1991-86 Mariner 75ELO
 1985-84 Mariner 75ELPT
 1999-86 Mariner 75ELPTO
 1983-78 Mariner 80EL
 1983-79 Mariner 80ELPT
 1999-91 Mariner 90ELHPTO
 1988-87 Mariner 90ELO
 1999-87 Mariner 90ELPTO
 1999 Mariner 90ELPTO Coastal
 1999-95 Mariner 90ELPTO Jet 65
 1987-86 Mercury 50ELO
 1987-86 Mercury 50ELPTO

YEAR MAKE / MODEL

5708N - continued

1984 Mercury 60E
 1985-84 Mercury 60EL
 1987-86 Mercury 60ELO
 1985-84 Mercury 60ELPT
 1987-86 Mercury 60ELPTO
 1976-72 Mercury 65HP
 1983-78 Mercury 70E
 1983-78 Mercury 70EL
 1989-80 Mercury 70ELPT
 1989-87 Mercury 70ELPTO
 1977 Mercury 70HP
 1985-84 Mercury 75EL
 1999-89 Mercury 75ELHPTO
 1991-86 Mercury 75ELO
 1985-84 Mercury 75ELPT
 1999-86 Mercury 75ELPTO
 1982-78 Mercury 80E
 1983-78 Mercury 80EL
 1989-87 Mercury 80ELO
 1983-79 Mercury 80ELPT
 1989-87 Mercury 80ELPTO
 1977-76 Mercury 85HP
 1999-91 Mercury 90ELHPTO
 1988-87 Mercury 90ELO
 1999-87 Mercury 90ELPTO
 1999 Mercury 90ELPTO Coastal
 1999-94 Mercury 90ELPTO Jet 65

5709N

UT, 12 Volt, CCW, 8-Tooth Pinion



1979-77 Evinrude E150 (Older Models)
 1991-88 Evinrude E150CX
 1991-84 Evinrude E150STL
 1991-84 Evinrude E150TL
 1983-80 Evinrude E150TRL
 1983-80 Evinrude E150TRX
 1991-84 Evinrude E150TX
 1995-85 Evinrude E155WTL
 1995-85 Evinrude E155WTX
 1979-77 Evinrude E175 (Older Models)
 1991-90 Evinrude E175STL
 1989-86 Evinrude E175TL
 1983-80 Evinrude E175TRL
 1983-80 Evinrude E175TRX
 1991-85 Evinrude E175TX
 1985-84 Evinrude E185TL
 1985-84 Evinrude E185TX
 1979-77 Evinrude E200 (Older Models)
 1987-86 Evinrude E200STL
 1983-80 Evinrude E200TRL
 1983-80 Evinrude E200TRX
 1987 Evinrude E200TX
 1979-77 Evinrude E225 (Older Models)
 1987 Evinrude E225CL
 1987 Evinrude E225CX
 1987 Evinrude E225PL
 1986 Evinrude E225PTL
 1986 Evinrude E225PTX
 1987 Evinrude E225PX
 1987-86 Evinrude E225TL

BUYERS GUIDE - OUTBOARD STARTERS

YEAR MAKE / MODEL

5709N - continued

1987-86 Evinrude E225TX
 1979-77 Evinrude E235 (Older Models)
 1985-84 Evinrude E235STL
 1985-84 Evinrude E235TL
 1983-80 Evinrude E235TRL
 1983-80 Evinrude E235TRX
 1985-84 Evinrude E235TX
 1979-77 Johnson 150 (Older Models)
 1991-88 Johnson 150CX
 1990-84 Johnson 150STL
 1991-80 Johnson 150TL
 1983 Johnson 150TRL
 1983 Johnson 150TRX
 1991-80 Johnson 150TX
 1987 Johnson 155CTL
 1987 Johnson 155CWTX
 1992-85 Johnson 155WTL
 1988 Johnson 155WTLM
 1989 Johnson 155WTLZ
 1992-85 Johnson 155WTX
 1988 Johnson 155WTXM
 1989 Johnson 155WTXZ
 1979-77 Johnson 175 (Older Models)
 1991-90 Johnson 175STL
 1989-80 Johnson 175TL
 1983 Johnson 175TRL
 1983 Johnson 175TRX
 1991-80 Johnson 175TX
 1982 Johnson 175TXL
 1985-84 Johnson 185TL
 1985-84 Johnson 185TX
 1979-77 Johnson 200 (Older Models)
 1987-86 Johnson 200STL
 1982-80 Johnson 200TL
 1983 Johnson 200TRL
 1983 Johnson 200TRX
 1981-80 Johnson 200TX
 1982 Johnson 200TXL
 1979-77 Johnson 225 (Older Models)
 1987 Johnson 225CL
 1987 Johnson 225CX
 1987 Johnson 225PL
 1986 Johnson 225PTL
 1986 Johnson 225PTX
 1987 Johnson 225PX
 1987-86 Johnson 225TL
 1987-86 Johnson 225TX
 1985-84 Johnson 235STL
 1985-80 Johnson 235TL
 1983 Johnson 235TRL
 1983 Johnson 235TRX
 1985-80 Johnson 235TX
 1982 Johnson 235TXL

5710N

UT, 12 Volt, CCW, 10-Tooth Pinion



1993-85 Evinrude E10E
 1993-80 Evinrude E10EL
 1997-94 Evinrude E10F
 1993-90 Evinrude E10REL


YEAR MAKE / MODEL

5710N - continued

1993-80 Evinrude E10SEL
 1993-80 Evinrude E15E
 1993-80 Evinrude E15EL
 1993-90 Evinrude E15R
 1992-85 Johnson 10E
 1993-80 Johnson 10EL
 1992-90 Johnson 10RE
 1992-80 Johnson 10SE
 1992-80 Johnson 15E
 1993-90 Johnson 15RE

5711N


UT, 12 Volt, CCW, 10-Tooth Pinion



2001-99 Evinrude E10E
 2001-99 Evinrude E10EL
 1998-94 Evinrude E10F
 1999-95 Evinrude E10FEX 4-Stroke
 1999-95 Evinrude E10FREL 4-Stroke
 2001-99 Evinrude E10T
 1995 Evinrude E15D
 2001-99 Evinrude E15E
 2001-95 Evinrude E15F
 1995 Evinrude E15K
 2001-99 Evinrude E15R
 1998-95 Johnson 10FEX 4-Stroke
 1998-95 Johnson 10FREL 4-Stroke
 2001-97 Johnson 15FR 4-Stroke

5712N

UT, 12 Volt, CCW, 11-Tooth Pinion



1998-96 Evinrude E20
 1979-66 Evinrude E20 (Older Models)
 1995-85 Evinrude E20E
 1995-85 Evinrude E20EL
 1979-66 Evinrude E25 (Older Models)
 1998-81 Evinrude E25E
 1997-81 Evinrude E25EL
 1998-80 Evinrude E25TE
 1998-80 Evinrude E25TEL
 1976-60 Evinrude E28 (Older Models)
 1996-87 Evinrude E28ESL
 1998-84 Evinrude E30E
 1998-84 Evinrude E30EL
 1998-85 Evinrude E30TE
 1998-85 Evinrude E30TEL
 1976-60 Evinrude E33 (Older Models)
 1984-80 Evinrude E35E
 1984-80 Evinrude E35EL
 1984-83 Evinrude E35TEL
 1976-60 Evinrude E40 (Older Models)
 1988-85 Evinrude E40E
 1988-85 Evinrude E40EL

BUYERS GUIDE - OUTBOARD STARTERS


YEAR MAKE / MODEL

5712N - continued

1988-85	Evinrude E40TE
1988-85	Evinrude E40TEL
1968-64	Evinrude E65 (Older Models)
1979-66	Johnson 20 (Older Models)
1998-94	Johnson 20E
1979-66	Johnson 25 (Older Models)
2001-94	Johnson 25E
2005-94	Johnson 25EL
2001-00	Johnson 25ES
2001	Johnson 25EV
2005-04	Johnson 25GT
2001-94	Johnson 25TE
2005-94	Johnson 25TEL
2005-02	Johnson 25TES
1976-60	Johnson 28 (Older Models)
1996-95	Johnson 28ESL
1999-94	Johnson 30E
2005-94	Johnson 30EL
2001-00	Johnson 30ES
2001	Johnson 30EV
1998-94	Johnson 30TE
1998-94	Johnson 30TEL
1984-80	Johnson 35E
1984-80	Johnson 35EL
1984-83	Johnson 35TEL
1976-70	Johnson 40 (Older Models)
1988-85	Johnson 40E
1988-85	Johnson 40EL
1988-85	Johnson 40R
1988-85	Johnson 40TE
1988-85	Johnson 40TEL
1988	Johnson 40TL
1968-64	Johnson 65 (Older Models)
1956-55	Sea Bee 12 HP
1956-55	Sea Bee 25 HP
1956-55	Sea King 15 HP
1963-55	Sea King 25 HP
1963-62	Sea King 40 HP

5713N

UT, 12 Volt, CCW, 9-Tooth Pinion



1998-89	Evinrude E40E
1998-89	Evinrude E40EL
1998-89	Evinrude E40TE
1998-89	Evinrude E40TEL
1998-89	Evinrude E40TL
1998-89	Evinrude E40TTL
1996-87	Evinrude E48ESL
1994-89	Evinrude E50BE
1995-89	Evinrude E50BEL
1997-89	Evinrude E50TEL
1997-89	Evinrude E50TL
1995-89	Johnson 40E
1998-89	Johnson 40EL
2005-99	Johnson 40PL
2001-89	Johnson 40R
1998-89	Johnson 40TE
1998-89	Johnson 40TEL
1998-89	Johnson 40TL
2001-99	Johnson 40TPL


YEAR MAKE / MODEL

5713N - continued

1998-89	Johnson 40TTL
1996-87	Johnson 48ESL
2001-99	Johnson 50EL
1998-97	Johnson 50ESL
1997-91	Johnson 50J Jet
2005-99	Johnson 50PL
1995-89	Johnson 50TEL
1998-89	Johnson 50TLE
1998-97	Johnson 50TSL

5714N

UT, 12 Volt, CCW, 9-Tooth Pinion



1995-85	Evinrude E20E
1995-85	Evinrude E20EL
1997-81	Evinrude E25E
1997-81	Evinrude E25EL
1998-80	Evinrude E25TE
1998-80	Evinrude E25TEL
1996-87	Evinrude E28ESL
1998-84	Evinrude E30E
1998-84	Evinrude E30EL
1998-85	Evinrude E30TE
1998-85	Evinrude E30TEL
1984-80	Evinrude E35E
1984-80	Evinrude E35EL
1984-83	Evinrude E35TEL
1993-85	Johnson 20E
1993-81	Johnson 25E
1993-81	Johnson 25EL
1993-81	Johnson 25TE
1993-81	Johnson 25TEL
1994-87	Johnson 28ESL
1993-84	Johnson 30E
1993-84	Johnson 30EL
1993-84	Johnson 30TE
1993-85	Johnson 30TEL
1984-80	Johnson 35E
1984-80	Johnson 35EL
1984-83	Johnson 35TEL

5715N

UT, 12 Volt, CCW, 10-Tooth Pinion



1998	Evinrude E25KL (3cyl)
1998	Evinrude E25QL (3cyl)
1998	Evinrude E25TKL (3cyl)
2001-96	Evinrude E35KL (3cyl)
1998-96	Evinrude E35QL (3cyl)
2001-98	Evinrude E35TKL (3cyl)
1999	Johnson 35E3
1998-96	Johnson 25KL
2001-99	Johnson 25PL3
1998-96	Johnson 25QL

BUYERS GUIDE

BUYERS GUIDE - OUTBOARD STARTERS

YEAR MAKE / MODEL

5715N - continued

2001-99 Johnson 25R3
 1998 Johnson 25RL3
 1997-96 Johnson 25RM
 2001 Johnson 25RV3
 2001 Johnson 25RVL3
 2001-99 Johnson 25TEL3
 1998-96 Johnson 25TK
 2001 Johnson 25TVL3
 2001 Johnson 25VL3
 1999 Johnson 35EL3
 1998-96 Johnson 35KL
 2001-99 Johnson 35PL3
 1998-96 Johnson 35QL
 2001-99 Johnson 35R3
 2001-99 Johnson 35RL3
 2001 Johnson 35RV3
 2001 Johnson 35RVL3
 2001-99 Johnson 35TEL3
 1998-96 Johnson 35TKL
 2001 Johnson 35TVL3
 2001 Johnson 35VL3

5716N

UT, 12 Volt, CCW, 9-Tooth Pinion




1976-60 Evinrude E40 (Older Models)
 1988-85 Evinrude E40E
 1988-85 Evinrude E40EL
 1988-85 Evinrude E40TE
 1988-85 Evinrude E40TEL
 1979-71 Evinrude E50 (Older Models)
 1988-81 Evinrude E50BE
 1988-81 Evinrude E50BEL
 1997-91 Evinrude E50J Jet
 1988-83 Evinrude E50TEL
 1988-84 Evinrude E50TL
 1976-71 Evinrude E60 (Older Models)
 1982-80 Evinrude E60E (2cyl)
 1985-80 Evinrude E60EL (2cyl)
 1985-84 Evinrude E60TL (2cyl)
 1979-71 Evinrude E70 (Older Models)
 1979-71 Evinrude E75 (Older Models)
 1976-70 Johnson 40 (Older Models)
 1988-85 Johnson 40E
 1988-85 Johnson 40EL
 1988-85 Johnson 40R
 1988-85 Johnson 40TE
 1988-85 Johnson 40TEL
 1988 Johnson 40TL
 1979-71 Johnson 50 (Older Models)
 1980 Johnson 50E
 1980 Johnson 50EL
 1988-83 Johnson 50TEL
 1988-84 Johnson 50TLE
 1976-71 Johnson 60 (Older Models)
 1982-80 Johnson 60E (2cyl)
 1985-80 Johnson 60EL (2cyl)
 1985-84 Johnson 60TL (2cyl)
 1979-71 Johnson 70 (Older Models)
 1979-71 Johnson 75 (Older Models)

YEAR MAKE / MODEL

5718N

UT, 12 Volt, CCW, 9-Tooth Pinion



1998-95 Evinrude E50DTL (3cyl)
 1998-95 Evinrude E50EL (3cyl)
 1998-95 Evinrude E50TTL (3cyl)
 1970-69 Evinrude E60 (Older Models)
 1998-86 Evinrude E60EL
 1998-86 Evinrude E60TL
 1998-89 Evinrude E60TTL
 1979-69 Evinrude E65 (Older Models)
 1986-85 Evinrude E65RWL
 1986-85 Evinrude E65TEL
 1989-86 Evinrude E65WML
 1970-69 Evinrude E70 (Older Models)
 1997-80 Evinrude E70EL
 1997-84 Evinrude E70TL
 1995-91 Evinrude E70TTL
 1970-69 Evinrude E75 (Older Models)
 1988-84 Evinrude E75E
 1983-80 Evinrude E75ER
 1980 Evinrude E75ERL
 1984 Evinrude E75TL
 1983-81 Evinrude E75TRL
 2001-99 Johnson 40JPL Jet (3cyl)
 1998-95 Johnson 50D (3cyl)
 1997-95 Johnson 50EL (3cyl)
 1998-95 Johnson 50TT (3cyl)
 1970-69 Johnson 60 (Older Models)
 1997-86 Johnson 60EL
 2001-99 Johnson 60PL
 1998-89 Johnson 60TL
 1998-89 Johnson 60TTL
 1979-69 Johnson 65 (Older Models)
 1987 Johnson 65CWML
 1986-85 Johnson 65RWL
 1986-85 Johnson 65TEL
 2001-89 Johnson 65W
 1970-69 Johnson 70 (Older Models)
 1995-80 Johnson 70EL
 2001-99 Johnson 70PL
 1998-84 Johnson 70TL
 1995-91 Johnson 70TTL
 2001 Johnson 70VL
 1970-69 Johnson 75 (Older Models)
 1988-80 Johnson 75E
 1983 Johnson 75ER
 1980 Johnson 75ERL
 1984-80 Johnson 75TL
 1983 Johnson 75TRL



5719N

UT, 12 Volt, CCW, 10-Tooth Pinion



1979-69 Evinrude E100 (Older Models)

BUYERS GUIDE - OUTBOARD STARTERS

YEAR	MAKE / MODEL	YEAR	MAKE / MODEL
5719N - continued		5719N - continued	
1980	Evinrude E100ML	1994-81	Johnson 90TL
1990-89	Evinrude E100STL	1994-81	Johnson 90TX
1993-91	Evinrude E100STL XP	1982	Johnson 90TXL
1980	Evinrude E100TL	5720N	
1980	Evinrude E100TX	UT, 12 Volt, CW, PMDD	
1986-85	Evinrude E100WML		
1997-92	Evinrude E100WTL Commercial	1999-98	Evinrude E100WQL Commercial
1991-85	Evinrude E100WTL Super	1999-98	Evinrude E100WQX Commercial
1997-92	Evinrude E100WTX Commercial	2001-99	Evinrude E105W
1991-86	Evinrude E100WTX Super	1998-95	Evinrude E115EL
1989-86	Evinrude E110ML	1998-95	Evinrude E115GL
1989-86	Evinrude E110TL	1998	Evinrude E115JTL
1989-87	Evinrude E110TX	1998-95	Evinrude E115SL
1979-73	Evinrude E115 (Older Models)	1998-95	Evinrude E115SX
1994-80	Evinrude E115ML	1998-95	Evinrude E90EL
1995-80	Evinrude E115TL	2001-99	Evinrude E90PL FICHT V4
1995-80	Evinrude E115TX	1998-95	Evinrude E90SL
1977-73	Evinrude E125 (Older Models)	2001-99	Johnson 100WP
1977-73	Evinrude E135 (Older Models)	1998	Johnson 100WQ
1979-73	Evinrude E140 (Older Models)	1998-95	Johnson 115EL
1980	Evinrude E140ML	2006-95	Johnson 115GL
1984	Evinrude E140TL	2001-98	Johnson 115J Jet
1983-80	Evinrude E140TRL	2006-99	Johnson 115PL
1983-80	Evinrude E140TRX	2006-99	Johnson 115PX
1984	Evinrude E140TX	1998-95	Johnson 115SL
1979-64	Evinrude E85 (Older Models)	2000-99	Johnson 115SP
1980	Evinrude E85ML	1998-95	Johnson 115SX
1980	Evinrude E85TL	2002-00	Johnson 115VL
1980	Evinrude E85TX	2002-00	Johnson 115VX
1977-70	Evinrude E90 (Older Models)	2005-04	Johnson 115WP
1986-81	Evinrude E90ML	1998-95	Johnson 90EL
1995-81	Evinrude E90TL	1995	Johnson 90EX
1986-81	Evinrude E90TX	2006-03	Johnson 90GL
1979-69	Johnson 100 (Older Models)	2006-99	Johnson 90PL
1987	Johnson 100CTL	2006-04	Johnson 90PX
1987	Johnson 100CWTX	1998-95	Johnson 90SL
1980	Johnson 100ML	2006-02	Johnson 90VL
1994-89	Johnson 100STL	5721N	
1980	Johnson 100TRL	UT, 12 Volt, CCW, 10-Tooth Pinion	
1980	Johnson 100TRX		
1986-85	Johnson 100WML	1994-85	Evinrude E120TL
1994-85	Johnson 100WT	1994-85	Evinrude E120TX
1989-86	Johnson 110ML	1995-89	Evinrude E125ES
1989-86	Johnson 110TL	1995	Evinrude E130CX
1989-87	Johnson 110TX	1998-95	Evinrude E130TL
1979-73	Johnson 115 (Older Models)	1998-95	Evinrude E130TX
1993-91	Johnson 115J Jet	1994-88	Evinrude E140CX
1994-80	Johnson 115ML	1994-85	Evinrude E140TL
1994-80	Johnson 115TL	1994-85	Evinrude E140TX
1994-80	Johnson 115TX	1994-85	Johnson 120TL
1977-73	Johnson 125 (Older Models)	1994-85	Johnson 120TX
1977-73	Johnson 135 (Older Models)	1996-95	Johnson 130CX
1979-73	Johnson 140 (Older Models)		
1980	Johnson 140ML		
1984-80	Johnson 140TL		
1983	Johnson 140TRL		
1983	Johnson 140TRX		
1984-80	Johnson 140TX		
1982	Johnson 140TXL		
1979-64	Johnson 85 (Older Models)		
1980	Johnson 85ML		
1980	Johnson 85TL		
1994-91	Johnson 85TTL		
1994-87	Johnson 88MSL		
1994	Johnson 88TSL		
1977-70	Johnson 90 (Older Models)		
1994-91	Johnson 90J		
1986-81	Johnson 90ML		

BUYERS GUIDE - OUTBOARD STARTERS

YEAR MAKE / MODEL

5721N - continued

2000-99 Johnson 130PL
 2000-99 Johnson 130PX
 1998-95 Johnson 130TL
 1998-95 Johnson 130TX
 2000 Johnson 130VX
 2001 Johnson 135PL
 2001 Johnson 135VL
 2001 Johnson 135VX
 1994-88 Johnson 140CX
 1994-85 Johnson 140TL
 1994-85 Johnson 140TX

5722N

UT, 12 Volt, CCW, 10-Tooth Pinion



1993-91 Evinrude E100STL XP
 1997-92 Evinrude E100WTL Commercial
 1991-85 Evinrude E100WTL Super
 1997-92 Evinrude E100WTX Commercial
 1991-86 Evinrude E100WTX Super
 1996-94 Evinrude E112TSL
 1996-94 Evinrude E112TSX
 1993-91 Evinrude E115J
 1995-94 Evinrude E115JKL
 1997-94 Evinrude E115JL
 1994-90 Evinrude E115ML
 1995-90 Evinrude E115TL
 1998-97 Evinrude E115TSL
 1998-97 Evinrude E115TSX
 1995-90 Evinrude E115TX
 1995-91 Evinrude E85TTL
 1996-87 Evinrude E88MSL
 1996-94 Evinrude E88TSL
 1995-81 Evinrude E90TL
 1998-96 Evinrude E90TSL
 1995-94 Johnson 100STL
 1997-94 Johnson 100WT
 1996-94 Johnson 112TSL
 1996-94 Johnson 112TSX
 1997-94 Johnson 115J Jet
 1995-94 Johnson 115ML
 1996-94 Johnson 115TL
 1998-97 Johnson 115TSL
 1998-97 Johnson 115TSX
 1996-94 Johnson 115TX
 1995-94 Johnson 85TTL
 1996-94 Johnson 88MSL
 1996-94 Johnson 88TSL
 1995-94 Johnson 90J
 1996-95 Johnson 90ML
 1996-94 Johnson 90TL
 1998-97 Johnson 90TSL
 1994 Johnson 90TX

YEAR MAKE / MODEL

5723N

UT, 12 Volt, CCW, 10-Tooth Pinion



1998-88 Evinrude E200CX
 1995-93 Evinrude E200CZ
 2001-99 Evinrude E200F FICHT V6
 1990-88 Evinrude E200SCL
 1998-88 Evinrude E200STL
 1998-89 Evinrude E200TL
 1998-88 Evinrude E200TX
 1995-93 Evinrude E200TZ
 2001-99 Evinrude E200W FICHT V6
 1990-88 Evinrude E225CL
 1999-88 Evinrude E225CX
 1999-88 Evinrude E225CZ
 2001-99 Evinrude E225F FICHT V6
 1994-88 Evinrude E225PL
 1994-88 Evinrude E225PX
 1994-93 Evinrude E225PZ
 1998-94 Evinrude E225STL
 1993-88 Evinrude E225TL
 1998-88 Evinrude E225TX
 1998-93 Evinrude E225TZ
 1998-91 Evinrude E250CX
 1995-93 Evinrude E250CZ
 2001-00 Evinrude E250F
 1998-91 Evinrude E250TX
 1995-93 Evinrude E250TZ
 1988-87 Evinrude E275CL
 1988-87 Evinrude E275CX
 1988-87 Evinrude E275PL
 1986 Evinrude E275PTL
 1986 Evinrude E275PTX
 1988-87 Evinrude E275PX
 1985 Evinrude E275TL
 1985 Evinrude E275TX
 1990-88 Evinrude E300CL
 1987 Evinrude E300CL
 1995-88 Evinrude E300CX
 1987 Evinrude E300CX
 1995-87 Evinrude E300PL
 1986 Evinrude E300PTL
 1995-88 Evinrude E300PX
 1987 Evinrude E300PX
 1985 Evinrude E300TL
 1994-89 Johnson 185E
 2001-88 Johnson 200CX
 1995-93 Johnson 200CZ
 2001-99 Johnson 200PL
 2000-99 Johnson 200PX
 1990-88 Johnson 200SCL
 1996 Johnson 200SL
 1998-88 Johnson 200STL
 1998 Johnson 200TL
 1998-88 Johnson 200TX
 1995-93 Johnson 200TZ
 2001-00 Johnson 200VCX
 2001 Johnson 200VL
 2001-00 Johnson 200VX
 2001-99 Johnson 200WPX
 1990-88 Johnson 225CL
 2000-88 Johnson 225CX

BUYERS GUIDE - OUTBOARD STARTERS

YEAR	MAKE / MODEL
5723N - continued	
1998-93	Johnson 225CZ
2001-00	Johnson 225HGL
2001-99	Johnson 225HPL
2001-88	Johnson 225PL
2000-88	Johnson 225PX
1995-93	Johnson 225PZ
1998-93	Johnson 225STL
1994-88	Johnson 225TL
1998-88	Johnson 225TX
1998-93	Johnson 225TZ
2001-00	Johnson 225VCX
2001	Johnson 225VL
2001-00	Johnson 225VX
2000-91	Johnson 250CX
2000-92	Johnson 250CZ
2000-99	Johnson 250PX
2000-99	Johnson 250PZ
1997-91	Johnson 250TX
1995-93	Johnson 250TZ
1988-87	Johnson 275CL
1988-87	Johnson 275CX
1988-87	Johnson 275PL
1986	Johnson 275PTL
1986	Johnson 275PTX
1988-87	Johnson 275PX
1985	Johnson 275TL
1985	Johnson 275TX
1990-87	Johnson 300CL
1995-87	Johnson 300CX
1995-87	Johnson 300PL
1986	Johnson 300PTL
1995-87	Johnson 300PX
1985	Johnson 300TL

5724N

UT, 12 Volt, CCW, 10-Tooth Pinion



2001-92	Mariner 15EH
2001-92	Mariner 15EL
2001-92	Mariner 15ELH
1987-84	Mariner 20E
1998-88	Mariner 20EH
1998-84	Mariner 20EL
2001-85	Mariner 25E
2001-92	Mariner 25EH
2001-85	Mariner 25EL
2001-87	Mariner 25ELH
1994-86	Mariner 8HP
1987	Mariner 9.9E
1988	Mariner 9.9EH
1989-87	Mariner 9.9EL
2000-90	Mariner 9.9ELRC
2005-88	Mercury 15EH
2002-88	Mercury 15EL
2002-88	Mercury 15ELH
1984-80	Mercury 18E
1984-80	Mercury 18EL
1988-84	Mercury 20E
1998-97	Mercury 20EH
1998-84	Mercury 20EL
2005-80	Mercury 25E


YEAR MAKE / MODEL

5724N - continued

2005-85	Mercury 25EH
2005-80	Mercury 25EL
2005-85	Mercury 25ELH
1994-86	Mercury 8HP
1990-86	Mercury 9.9E
1989-88	Mercury 9.9EH
1989-86	Mercury 9.9EL
2001-90	Mercury 9.9ELRC

5725N


UT, 12 Volt, CCW, 10-Tooth Pinion



1984-72	Chrysler Various Models
1989	Force 256F
1989	Force 257F
1991-90	Force 353F
1991-90	Force 356F
1996-86	Force 357F
1991-90	Force 358F

5726N

UT, 12 Volt, CCW, 10-Tooth Pinion



2000-95	Mariner 30EHO
2000-95	Mariner 30ELHO
2000-94	Mariner 30ELO
2001-95	Mariner 30ELPTO
2000-94	Mariner 30EO
2001-97	Mariner 40ELHPTO
2001-97	Mariner 40ELO
2001-97	Mariner 40ELPTO
2001-97	Mariner 40EO
2001-97	Mariner 40EO Jet 30
2001-98	Mariner 50ELHPTO
2001-98	Mariner 50ELO
2001-98	Mariner 50ELPTO
2001-99	Mariner 50EO
2000-98	Mariner 60ELHPTO
2000-98	Mariner 60ELO
2001-98	Mariner 60ELPTO
2000-98	Mariner 60ELPTO Big Foot
2001-98	Mariner 60EO
2001-98	Mariner 60EO Jet 45
2002-95	Mercury 30EHO
2002-95	Mercury 30ELHO
2002-94	Mercury 30ELO
2001-95	Mercury 30ELPTO
2002-94	Mercury 30EO
2005-97	Mercury 40ELHPTO
2004-97	Mercury 40ELO
1998	Mercury 40ELPT 4-Stroke
2005-97	Mercury 40ELPTO
2005-97	Mercury 40EO
2004-97	Mercury 40EO Jet 30

BUYERS GUIDE - OUTBOARD STARTERS


YEAR MAKE / MODEL

5726N - continued

2005-98 Mercury 50ELHPTO
 2002-98 Mercury 50ELO
 2009-98 Mercury 50ELPTO
 2002-98 Mercury 60ELHPTO
 2002-98 Mercury 60ELO
 2005-98 Mercury 60ELPTO
 2005-98 Mercury 60ELPTO Big Foot
 2002-98 Mercury 60EO
 2005-98 Mercury 60EO Jet 45

5727N

UT, 12 Volt, CCW, 11-Tooth Pinion



1984-64 Chrysler Various Models
 1989-88 Force 504
 1991-84 Force 507
 1991-87 Force 508
 1989-86 Force 357F
 1989-64 U.S. 35 HP
 1989-64 U.S. 45 HP
 1989-64 U.S. 50 HP
 1989-64 U.S. 55 HP

5728N


UT, 12 Volt, CCW, 10-Tooth Pinion



1985-84 Mercury 35E
 1984 Mercury 35EH
 1985-84 Mercury 35EL
 1985-84 Mercury 35ELH
 1987-86 Mercury 35ELO
 1985 Mercury 35ELPT
 1987-86 Mercury 35ELPTO
 1987-86 Mercury 35EO
 1983-80 Mercury 40E
 1983-80 Mercury 40EH
 1983-80 Mercury 40EL
 1983-80 Mercury 40ELH

5729N

UT, 12 Volt, CCW, 13-Tooth Pinion



1992 Force 507
 1992 Force 508
 1992 Force 407F / 408F
 1994-93 Force 40EL
 1994-93 Force 40ELPT

YEAR MAKE / MODEL

5732N


UT, 12 Volt, CCW, 9-Tooth Pinion



1984-65 Chrysler Various Models
 1989-88 Force 853
 1989-88 Force 854
 1989-83 Force 856
 1989-87 Force 858
 1992-90 Force 1201
 1992-90 Force 1208
 1989-83 Force 1251
 1989-86 Force 1253
 1989-86 Force 1254
 1989-83 Force 1258
 1992-90 Force 1501
 1989 Force 1503
 1992-89 Force 1508
 1997-93 Force 120ELPT
 1997-93 Force 120EXLPT
 1992-90 Force 120LD9 L-DRIVE
 1989-86 Force 125LD9 L-DRIVE
 1994-93 Force 150ELPT
 1994-93 Force 150EXLPT
 1992-91 Force 706F
 1992-91 Force 708F
 1995-93 Force 70EL
 1995-93 Force 70ELPT
 1999-97 Force 75EL
 1999-97 Force 75ELPT
 1989 Force 85LD9 L-DRIVE
 1992-90 Force 903F
 1992-90 Force 906F
 1992-90 Force 908F
 1994-93 Force 90EL
 1999-93 Force 90ELPT
 1999-93 Force 90EXLPT
 1991-90 Force 90LD9 L-DRIVE
 1989-66 U.S. 125 HP
 1989-66 U.S. 140 HP
 1989-66 U.S. 150 HP
 1989-66 U.S. 70 HP
 1989-66 U.S. 85 HP

5733N

UT, 12 Volt, CCW, 10-Tooth Pinion




1965 Mercury 100HP
 1967-66 Mercury 110HP
 1969-68 Mercury 125HP
 1971-65 Mercury 65HP
 1972-69 Mercury 80HP
 1975-73 Mercury 85HP
 1965 Mercury 90HP
 1967-66 Mercury 95HP

BUYERS GUIDE - OUTBOARD STARTERS

YEAR MAKE / MODEL

5734N

UT, 12 Volt, CCW, 9-Tooth Pinion



1999-98 Force 120ELPT
 1999-98 Force 120EXLPT
 1999-98 Force 75EL
 1999-98 Force 75ELPT
 1999-98 Force 90ELPT
 1999-98 Force 90EXLPT
 1995 Mercury 120 Sport Jet
 1998-96 Mercury 120XR Sport Jet
 2000-99 Mercury 120XR2 Sport Jet
 1995-93 Mercury 90 Sport Jet
 1997-96 Mercury 95XR Sport Jet

5735N

UT, 12 Volt, CCW, 10-Tooth Pinion



1983-78 Mariner 115EL
 1985-78 Mariner 115ELPT
 1988-86 Mariner 115ELPTO
 1985-80 Mariner 115EXLPT
 1988-86 Mariner 115EXLPTO
 1979-78 Mariner 140ELPT
 1985-79 Mariner 150ELPT
 1985-79 Mariner 150EXLPT
 1980-79 Mariner 175ELPT
 1988-85 Mariner 175ELPTO
 1980-79 Mariner 175EXLPT
 1988-85 Mariner 175EXLPTO
 1985-79 Mariner 90EL
 1986 Mariner 90ELO
 1985-79 Mariner 90ELPT
 1986 Mariner 90ELPTO
 1969 Mercury 100HP
 1985-76 Mercury 115EL
 1985-76 Mercury 115ELPT
 1988-86 Mercury 115ELPTO
 1985-78 Mercury 115EXLPT
 1988-86 Mercury 115EXLPTO
 1974-70 Mercury 115HP
 1971-70 Mercury 135HP
 1981-78 Mercury 140EL
 1981-78 Mercury 140ELPT
 1977-74 Mercury 150EL
 1985-76 Mercury 150ELPT
 1985-84 Mercury 150ELPTO XR2
 1985-84 Mercury 150EXLPTO
 1985-78 Mercury 150EXLPT
 1977-73 Mercury 150HP
 1981-76 Mercury 175ELPT
 1988-85 Mercury 175ELPTO
 1981-78 Mercury 175EXLPT
 1988-85 Mercury 175EXLPTO
 1971-70 Mercury 65HP

YEAR MAKE / MODEL

5735N - continued

1972-69 Mercury 80HP
 1985-78 Mercury 90EL
 1986 Mercury 90ELO
 1985-78 Mercury 90ELPT
 1986 Mercury 90ELPTO

5736N


UT, 12 Volt, CCW, 8-Tooth Pinion



2000-88 Mariner 100ELPTO
 1989-88 Mariner 100ELXLPTO
 2000-98 Mariner 100EXLHPTO
 2001-89 Mariner 115ELPTO
 2001-99 Mariner 115ELPTO Coastal
 2001-95 Mariner 115ELPTO Jet 80
 2001-00 Mariner 115ELPTO Saltwater
 2001-89 Mariner 115EXLPTO
 2001-94 Mariner 125ELPTO
 2001-94 Mariner 125EXLPTO
 2000 Mariner 75ELH
 2001-99 Mariner 75ELHPTO
 2000 Mariner 75ELPT
 2001-99 Mariner 75ELPTO
 2001-99 Mariner 90ELHPTO
 2001-99 Mariner 90ELPTO
 2001-99 Mariner 90ELPTO Coastal
 2001-99 Mariner 90ELPTO Jet 65
 2000-88 Mercury 100ELPTO
 1989-88 Mercury 100ELXLPTO
 2000-97 Mercury 100EXLHPTO
 2005-89 Mercury 115ELPTO
 2001-99 Mercury 115ELPTO Coastal
 2005-94 Mercury 115ELPTO Jet 80
 2005-00 Mercury 115ELPTO Saltwater
 1993-89 Mercury 115EXLPTO
 2005-94 Mercury 115EXLPTO Saltwater
 2004-94 Mercury 125ELPTO
 2004-02 Mercury 125ELPTO Saltwater
 2001-94 Mercury 125EXLPTO
 2004-02 Mercury 125EXLPTO Saltwater
 2000 Mercury 75ELH
 2002-99 Mercury 75ELHPTO
 2004-99 Mercury 75ELPTO
 2002-99 Mercury 90ELHPTO
 2009-99 Mercury 90ELPTO
 1999 Mercury 90ELPTO Coastal
 2006-99 Mercury 90ELPTO Jet 65
 2005-00 Mercury 90ELPTO Saltwater
 2005-00 Mercury 90EXLPTO Saltwater

5737N

UT, 12 Volt, CCW, 8-Tooth Pinion



2000 Mariner 200CXL EFI

BUYERS GUIDE - OUTBOARD STARTERS


YEAR MAKE / MODEL

5737N - continued

2000	Mariner 200L Magnum EFI
2000	Mariner 200XL EFI
2000-93	Mariner 225CXL
2000-95	Mariner 225CXL EFI
1998-96	Mariner 225CXL Marathon
2000-93	Mariner 225CXXL
2000-95	Mariner 225CXXL EFI
2000-93	Mariner 225L
2000-98	Mariner 225L EFI
1997-95	Mariner 225L Magnum EFI
2000-93	Mariner 225XL
2000-95	Mariner 225XL EFI
1998-96	Mariner 225XL Marathon
2000-93	Mariner 225XXL
2000-95	Mariner 225XXL EFI
1999-95	Mariner 250CXL EFI
2000	Mariner 250CXL Saltwater EFI
1999-95	Mariner 250CXXL EFI
2000	Mariner 250CXXL EFI Saltwater
1999-95	Mariner 250XL EFI
2000	Mariner 250XL EFI Saltwater
1999-95	Mariner 250XXL EFI
2000	Mariner 250XXL EFI Saltwater
1999-94	Mercury 225CXL
2000-95	Mercury 225CXL EFI
1998-96	Mercury 225CXL Seapro
1999-94	Mercury 225CXXL
2000-95	Mercury 225CXXL EFI
1999-94	Mercury 225L
2000-96	Mercury 225L EFI
1999-94	Mercury 225XL
2000-95	Mercury 225XL EFI
1998-96	Mercury 225XL Seapro
1995	Mercury 225XRI
1999-94	Mercury 225XXL
2000-95	Mercury 225XXL EFI
2000-95	Mercury 250CXL EFI
2000-95	Mercury 250CXXL EFI
2000-95	Mercury 250XL EFI
2000-95	Mercury 250XXL EFI
2000-98	Mercury 300CL Promax Racing
2000-98	Mercury 300CXL Promax Racing
2000-98	Mercury 300L Promax Racing
2000-98	Mercury 300XL Promax Racing

5738N

UT, 12 Volt, CCW, 13-Tooth Pinion




1992	Force 507
1992	Force 508
1999-93	Force 40EL
1999-93	Force 40ELPT
1999-93	Force 50EL
1999-93	Force 50ELPT

YEAR MAKE / MODEL

5758N


UT, 12 Volt, CCW, 9-Tooth Pinion



1998	Mariner 50EL 4-Stroke
2001-99	Mariner 50EL B/F 4-Stroke
2001-95	Mariner 50ELHPT 4-Stroke
2001-95	Mariner 50ELPT 4-Stroke
2001-98	Mariner 50ELPT B/F 4-Stroke
2001	Mariner 50ELPT EFI 4-Stroke
2001	Mariner 60ELHPT 4-Stroke
2001	Mariner 60ELPT 4-Stroke
2001	Mariner 60ELPT B/F 4-Stroke
2001	Mariner 60ELPT EFI 4-Stroke
2001	Mercury 40ELPT B/F 4-Stroke
2009-02	Mercury 40ELPT EFI B/F 4-Stroke
1998	Mercury 50EL 4-Stroke
2000-99	Mercury 50EL B/F 4-Stroke
2001-96	Mercury 50ELHPT 4-Stroke
2009-02	Mercury 50ELHPT EFI 4-Stroke
2001-95	Mercury 50ELPT 4-Stroke
2001-98	Mercury 50ELPT B/F 4-Stroke
2009-02	Mercury 50ELPT B/F EFI 4-Stroke
2009-02	Mercury 50ELPT EFI 4-Stroke
2001	Mercury 60ELHPT 4-Stroke
2009-02	Mercury 60ELHPT EFI 4-Stroke
2001	Mercury 60ELPT 4-Stroke
2001	Mercury 60ELPT B/F 4-Stroke
2009-02	Mercury 60ELPT B/F EFI 4-Stroke
2009-02	Mercury 60ELPT EFI 4-Stroke
2009	Mercury 60EXLPT B/F EFI 4-Stroke

5762N

UT, 12 Volt, CW, PMDD



2005-04	Evinrude E100F
1991	Evinrude E105J
2006-98	Evinrude E115F
2006-00	Evinrude E135F
1998-91	Evinrude E150EL
1998-91	Evinrude E150EX
2006-97	Evinrude E150F FICHT V6
1998-91	Evinrude E150GL
1998-92	Evinrude E150JL
1998	Evinrude E150L INTRUDER FICHT V6
1998-91	Evinrude E150NX
1998-96	Evinrude E150SL
1997-91	Evinrude E150W
1998-91	Evinrude E175EX
2006-98	Evinrude E175F FICHT V6
1998-91	Evinrude E175GL
1998-93	Evinrude E175NX
1998-95	Evinrude E175SL
2003-01	Evinrude E75FP
2001	Evinrude E75FV
2003-98	Evinrude E90F

BUYERS GUIDE - OUTBOARD STARTERS

YEAR MAKE / MODEL

5762N - continued

1998	Johnson 115FS
1998	Johnson 115FT
2006-99	Johnson 150CX
1998-91	Johnson 150EL
1998-91	Johnson 150EX
1998	Johnson 150FCX
1998	Johnson 150FSL
1998	Johnson 150FXS
2006-91	Johnson 150GL
1998-97	Johnson 150IC
1998-97	Johnson 150IL
1998-97	Johnson 150IX
2001-91	Johnson 150J Jet
2005-03	Johnson 150ML
2005-03	Johnson 150MX
1998-91	Johnson 150NX
2006-99	Johnson 150PL
2006-99	Johnson 150PX
1998-95	Johnson 150SL
2000-99	Johnson 150SP
1991	Johnson 150STL
2001-00	Johnson 150VC
2002-00	Johnson 150VL
2001-00	Johnson 150VX
2001-99	Johnson 150WP
1995-93	Johnson 150WTL
1995-93	Johnson 150WTX
2005-99	Johnson 175CX
1998-91	Johnson 175EX
1998	Johnson 175FC
1998	Johnson 175FS
1998	Johnson 175FT
2006-91	Johnson 175GL
2006-03	Johnson 175MX
1998-91	Johnson 175NX
2006-99	Johnson 175PL
2006-99	Johnson 175PX
1998-94	Johnson 175SL
2000-99	Johnson 175SP
2001-00	Johnson 175VC
2002-00	Johnson 175VL
2001-00	Johnson 175VX
1998	Johnson 90FS
1998	Johnson 90FT

5763N

UT, 12 Volt, CCW, 9-Tooth Pinion



2001-99	Mariner 15E 4-Stroke
1998	Mariner 15E 4-Stroke
2001-99	Mariner 15EH 4-Stroke
2001-98	Mariner 15EL 4-Stroke
2001-98	Mariner 15EL B/F 4-Stroke
2001-98	Mariner 15ELH 4-Stroke
2001-99	Mariner 8HP Bodensee
2001-99	Mariner 9.9EL 4-Stroke
2001-99	Mariner 9.9EL B/F 4-Stroke
2001-99	Mariner 9.9ELH B/F 4-Stroke
2001-99	Mariner 9.9EXLH Sail 4-Stroke
2008-98	Mercury 15E 4-Stroke
2008-99	Mercury 15EH 4-Stroke

YEAR MAKE / MODEL

5763N - continued

2008-98	Mercury 15EL 4-Stroke
2008-98	Mercury 15EL B/F 4-Stroke
2008-98	Mercury 15ELH 4-Stroke
2004-99	Mercury 8HP Bodensee
2008-05	Mercury 9.9EH 4-Stroke
2008-99	Mercury 9.9EL 4-Stroke
2008-99	Mercury 9.9EL B/F 4-Stroke
2008-05	Mercury 9.9ELH 4-Stroke
2008-99	Mercury 9.9ELH B/F 4-Stroke
2008-05	Mercury 9.9ELHPT B/F 4-Stroke
2008-05	Mercury 9.9ELPT B/F 4-Stroke
2008-99	Mercury 9.9EXLH B/F Sail 4-Stroke
2008-07	Mercury 9.9EXLHPT B/F 4-Stroke
2009-05	Mercury 9.9EXLPT B/F 4-Stroke

5764N


UT, 12 Volt, CCW, 9-Tooth Pinion



2001-99	Mariner 30E 4-Stroke
2001-99	Mariner 30EL 4-Stroke
2001-99	Mariner 30ELH 4-Stroke
2001-99	Mariner 30ELPT 4-Stroke
2001-99	Mariner 40E 4-Stroke
2001-99	Mariner 40EL 4-Stroke
2001-00	Mariner 40ELH 4-Stroke
2001-99	Mariner 40ELHPT 4-Stroke
2001-99	Mariner 40ELPT 4-Stroke
2001-99	Mariner 40ELPT B/F 4-Stroke
2001-99	Mercury 30E 4-Stroke
2005-02	Mercury 30E EFI 4-Stroke
2001-99	Mercury 30EL 4-Stroke
2009-02	Mercury 30EL EFI 4-Stroke
2001-99	Mercury 30ELH 4-Stroke
2009-02	Mercury 30ELH EFI 4-Stroke
2009-06	Mercury 30ELHPT EFI 4-Stroke
2001-99	Mercury 30ELPT 4-Stroke
2009-02	Mercury 30ELPT EFI 4-Stroke
2001-99	Mercury 40E 4-Stroke
2009-02	Mercury 40E EFI 4-Stroke
2001-99	Mercury 40EL 4-Stroke
2009-02	Mercury 40EL EFI 4-Stroke
2001-00	Mercury 40ELH 4-Stroke
2009-02	Mercury 40ELH EFI 4-Stroke
2001-99	Mercury 40ELHPT 4-Stroke
2009-02	Mercury 40ELHPT EFI 4-Stroke
2001-99	Mercury 40ELPT 4-Stroke
2000-99	Mercury 40ELPT B/F 4-Stroke
2009-02	Mercury 40ELPT EFI 4-Stroke

5769N

UT, 12 Volt, CCW, 9-Tooth Pinion



2001-98	Mariner 25E B/F 4-Stroke
2001-98	Mariner 25EH B/F 4-Stroke

BUYERS GUIDE - OUTBOARD STARTERS

YEAR MAKE / MODEL

5769N - continued

2001-98 Mariner 25EL B/F 4-Stroke
 2001-98 Mariner 25ELH B/F 4-Stroke
 2001-98 Mariner 25ELPT B/F 4-Stroke
 2005-98 Mercury 25E B/F 4-Stroke
 2004-98 Mercury 25EH B/F 4-Stroke
 2005-98 Mercury 25EL B/F 4-Stroke
 2005-98 Mercury 25ELH B/F 4-Stroke
 2005-98 Mercury 25ELPT B/F 4-Stroke
 2000 Yamaha F25EH
 2008-98 Yamaha F25ELH
 2008-98 Yamaha F25ELR
 2008-98 Yamaha F25ESH
 2008-01 Yamaha F25ESR
 2000 Yamaha F25MH
 2008-99 Yamaha F25MLH
 2008-99 Yamaha F25MSH
 2008-98 Yamaha F25TLR
 2008-01 Yamaha F30TLR
 2008 Yamaha F40BEJR
 2008 Yamaha F40BMJH
 2008 Yamaha F40BMLH
 2008 Yamaha F40BTLR
 2007-03 Yamaha F40EJR
 2004-00 Yamaha F40ESR
 2000 Yamaha F40MH
 2007-01 Yamaha F40MJH
 2007-01 Yamaha F40MLH
 2007-01 Yamaha F40MSH
 2007-00 Yamaha F40TLR
 2006-01 Yamaha T25TLR

5772N

UT, 12 Volt, CCW, 9-Tooth Pinion



1999-98 Mariner 135CXL DFI / Optimax
 1999-98 Mariner 135L DFI / Optimax
 1999-98 Mariner 135XL DFI / Optimax
 1999-98 Mariner 150CXL DFI / Optimax
 1999-98 Mariner 150L DFI / Optimax
 1999-98 Mariner 150XL DFI / Optimax
 1999-97 Mariner 200CXL DFI / Optimax
 1999-98 Mariner 200CXXL DFI / Optimax
 1999-97 Mariner 200L DFI / Optimax
 1999-97 Mariner 200XL DFI / Optimax
 1999-98 Mariner 200XXL DFI / Optimax
 1999-98 Mariner 225CXL DFI / Optimax
 1999-98 Mariner 225CXXL DFI / Optimax
 1999-98 Mariner 225L DFI / Optimax
 1999-98 Mariner 225XL DFI / Optimax
 1999-98 Mariner 225XXL DFI / Optimax
 1999-98 Mercury 135CXL Optimax
 1999-98 Mercury 135L Optimax
 1999-98 Mercury 135XL Optimax
 1999-98 Mercury 150CXL Optimax
 1999-98 Mercury 150L Optimax
 1999-98 Mercury 150XL Optimax
 1999-98 Mercury 200CXL Optimax
 1999-98 Mercury 200CXXL Optimax
 1999-98 Mercury 200L Optimax
 1999-98 Mercury 200XL Optimax
 1999-98 Mercury 200XXL Optimax

YEAR MAKE / MODEL

5772N - continued

1999-98 Mercury 225CXL Optimax
 1999-98 Mercury 225CXXL Optimax
 1999-98 Mercury 225L Optimax
 1999-98 Mercury 225XL Optimax
 1999-98 Mercury 225XXL Optimax

5773N

UT, 12 Volt, CCW, 8-Tooth Pinion



2001-97 Mercury 175XR2 Sport Jet
 2001-00 Mercury 210 M2 Jet Drive
 2001 Mercury 240 EFI Jet Drive
 2001-00 Mercury 240 M2 Jet Drive

5779N


UT, 12 Volt, CCW, 10-Tooth Pinion



1998-94 Evinrude E10E
 1998-94 Evinrude E10EL
 1998 Evinrude E10F
 1998-94 Evinrude E10REL
 1999-94 Evinrude E10SEL
 2001-94 Evinrude E15B
 1998-94 Evinrude E15E
 2001-94 Evinrude E15EL
 2001-00 Evinrude E15EVL
 1998-94 Evinrude E15R
 2001-93 Johnson 10E
 1998-94 Johnson 10EL
 2001-93 Johnson 10RE
 2001-93 Johnson 10SE
 2001-99 Johnson 10TE
 2001-99 Johnson 10TEL
 2001-93 Johnson 15E
 1997-94 Johnson 15RE
 2001-99 Johnson 15TE
 2001-99 Johnson 15TEL



5903N

UT, 12 Volt, CW, 10-Tooth Pinion



All Mercury 2.0L Racing

BUYERS GUIDE - OUTBOARD STARTERS

YEAR	MAKE / MODEL	YEAR	MAKE / MODEL
5909N		6794N - continued	
UT, 12 Volt, CCW, 9-Tooth Pinion			
			
2009-04	Evinrude E40D	2009-06	Mercury 150XL EFI
2009-04	Evinrude E50D	2009-00	Mercury 150XL Optimax
2009-08	Evinrude E55M	2009-06	Mercury 150XL Verado 4-Stroke
2009-05	Evinrude E60D	2009-03	Mercury 175CXL Optimax
2009-08	Evinrude E65W	2009-01	Mercury 175L Optimax
2009-04	Evinrude E75DP	2009-08	Mercury 175L Pro XS Optimax
2009-08	Evinrude E75DS	2009-06	Mercury 175L Verado 4-Stroke
2009-04	Evinrude E90D	2009-02	Mercury 175XL Optimax
		2009-08	Mercury 175XL Pro XS Optimax
		2009-06	Mercury 175XL Verado 4-Stroke
		All	Mercury 2.5L Racing
		2002-01	Mercury 200 Optimax Jet Drive
		2009-05	Mercury 200CXL DTS Optimax
		2009-01	Mercury 200CXL Optimax
		2009-05	Mercury 200CXL Verado 4-Stroke
		2002-01	Mercury 200CXXL Optimax
		2009-05	Mercury 200L DTS Optimax
		2009-01	Mercury 200L Optimax
		2009-05	Mercury 200L Verado 4-Stroke
		2009-05	Mercury 200XL DTS Optimax
		2009-01	Mercury 200XL Optimax
		2009-05	Mercury 200XL Verado 4-Stroke
		2005	Mercury 200XS CS Optimax Racing
		2006	Mercury 200XS Optimax Racing
		2005-00	Mercury 200XS SS Optimax Racing
		2005-00	Mercury 200XSL Optimax Racing
		2002-01	Mercury 200XXL Optimax
		2009-05	Mercury 225 Pro XS Optimax
		2009-04	Mercury 225CXL DTS Optimax
		2004-01	Mercury 225CXL EFI
		2009-01	Mercury 225CXL Optimax
		2009-05	Mercury 225CXL Verado 4-Stroke
		2009-04	Mercury 225CXXL DTS Optimax
		2004-01	Mercury 225CXXL EFI
		2009-01	Mercury 225CXXL Optimax
		2009-05	Mercury 225CXXL Verado 4-Stroke
		2009-03	Mercury 225L DTS Optimax
		2004-01	Mercury 225L EFI
		2009-01	Mercury 225L Optimax
		2009-05	Mercury 225L Verado 4-Stroke
		2009-03	Mercury 225XL DTS Optimax
		2004-01	Mercury 225XL EFI
		2009-01	Mercury 225XL Optimax
		2009-05	Mercury 225XL Verado 4-Stroke
		2009-06	Mercury 225XS Sport Racing
		2009-03	Mercury 225XXL DTS Optimax
		2004-01	Mercury 225XXL EFI
		2009-01	Mercury 225XXL Optimax
		2009-05	Mercury 225XXL Verado 4-Stroke
		2009-07	Mercury 250 Pro XS Optimax
		2004-01	Mercury 250CXL EFI
		2009-05	Mercury 250CXL Verado 4-Stroke
		2004-01	Mercury 250CXXL EFI
		2009-05	Mercury 250CXXL Verado 4-Stroke
		2009-05	Mercury 250L Verado 4-Stroke
		2004-01	Mercury 250XL EFI
		2009-05	Mercury 250XL Verado 4-Stroke
		2009-05	Mercury 250XS Racing
		2004-01	Mercury 250XXL EFI
		2009-05	Mercury 250XXL Verado 4-Stroke
		2009-05	Mercury 275CXL Verado 4-Stroke
		2009-05	Mercury 275CXXL Verado 4-Stroke
		2009-05	Mercury 275L Verado 4-Stroke
		2009-05	Mercury 275XL Verado 4-Stroke
		2009-05	Mercury 275XXL Verado 4-Stroke
		2009-08	Mercury 300CL Verado 4-Stroke
		2009-08	Mercury 300CXL Verado 4-Stroke
		2009-08	Mercury 300CXXL Verado 4-Stroke
6794N			
DR, 12 Volt, CCW, 14-Tooth Pinion			
			
2001	Mariner 115L Optimax		
2001	Mariner 115L Optimax Saltwater		
2001	Mariner 115XL Optimax Saltwater		
2001	Mariner 135CXL DFI / Optimax		
2001	Mariner 135L DFI / Optimax		
2001	Mariner 135XL DFI / Optimax		
2001	Mariner 150CXL DFI / Optimax		
2001	Mariner 150L DFI / Optimax		
2001	Mariner 150XL DFI / Optimax		
2001	Mariner 175CXL DFI		
2001	Mariner 175L DIG Saltwater DFI		
2001	Mariner 175XL DIG DFI		
2001	Mariner 200CXL DFI / Optimax		
2001	Mariner 200CXL Saltwater DFI		
2001	Mariner 200CXXL DFI / Optimax		
2001	Mariner 200CXXL Saltwater DFI		
2001	Mariner 200L DFI / Optimax		
2001	Mariner 200XL DFI / Optimax		
2001	Mariner 200XL Saltwater DFI		
2001	Mariner 200XXL DFI / Optimax		
2001	Mariner 225CXL DFI / Optimax		
2001	Mariner 225CXXL DFI / Optimax		
2001	Mariner 225L DFI / Optimax		
2001	Mariner 225XL DFI / Optimax		
2001	Mariner 225XXL DFI / Optimax		
2009-04	Mercury 115ELPT Optimax		
2005-04	Mercury 115ELPT Saltwater Optimax		
2009-04	Mercury 115EXLPT Optimax		
2005-04	Mercury 115EXLPT Saltwater Optimax		
2009-01	Mercury 135CXL Optimax		
2009-06	Mercury 135CXL Verado 4-Stroke		
2009-01	Mercury 135L Optimax		
2009-06	Mercury 135L Verado 4-Stroke		
2009-01	Mercury 135XL Optimax		
2009-06	Mercury 135XL Verado 4-Stroke		
2009-06	Mercury 150 EFI		
2009-00	Mercury 150CXL Optimax		
2009-06	Mercury 150CXL Verado 4-Stroke		
2009-00	Mercury 150L Optimax		
2009-06	Mercury 150L Verado 4-Stroke		

BUYERS GUIDE - OUTBOARD STARTERS

YEAR MAKE / MODEL

6794N - continued

2009-08 Mercury 300L Verado 4-Stroke
 2009-05 Mercury 300X, XS Promax Racing
 2009-08 Mercury 300XL Verado 4-Stroke
 2009-08 Mercury 300XXL Verado 4-Stroke
 2009-05 Mercury 75ELPT Optimax
 2009-06 Mercury 90ELPT Optimax
 2009-06 Mercury 90EXLPT Optimax

18301N

HI, 0.4kW/12 Volt, CCW, 10-Tooth Pinion



2003-92 Nissan NS15
 2003-92 Nissan NS18
 2003-92 Nissan NS8
 2003-98 Nissan NS9.8
 2003-92 Nissan NS9.9
 2006-03 Nissan NSF8
 2006-03 Nissan NSF9.8
 2003-92 Tohatsu M15
 2003-92 Tohatsu M18
 2003-92 Tohatsu M8
 2003-98 Tohatsu M9.8
 2003-92 Tohatsu M9.9
 2006-03 Tohatsu MFS8
 2006-03 Tohatsu MFS9.8
 1990-84 Yamaha 15EL
 1997-91 Yamaha 15ELH
 1990-84 Yamaha 15ES
 1997-91 Yamaha 15ESH
 1990-84 Yamaha 15L
 1997-91 Yamaha 15MLH
 1997-91 Yamaha 15MSH
 1990-84 Yamaha 15S
 1990-84 Yamaha 9.9EL
 1996-91 Yamaha 9.9ELH
 1997-96 Yamaha 9.9ELR
 1990-84 Yamaha 9.9ES
 1997-91 Yamaha 9.9ESH
 1990-84 Yamaha 9.9L
 1997-91 Yamaha 9.9MLH
 1997-91 Yamaha 9.9MSH
 1990-84 Yamaha 9.9S

18307N

HI, 0.9kW/12 Volt, CCW, 9-Tooth Pinion



2001-96 Suzuki DT115STCL EFI
 1996-86 Suzuki DT115TCL
 1997-85 Suzuki DT115TCX
 1997-85 Suzuki DT140TCL
 2001-98 Suzuki DT140TCL EFI
 1996-85 Suzuki DT140TCX
 2001-97 Suzuki DT140TCX EFI
 1996-92 Suzuki PU140

YEAR MAKE / MODEL

18308N


HI, 0.9kW/12 Volt, CW, 8-Tooth Pinion



1990-89 Suzuki DT100SF
 2000-89 Suzuki DT100TCL
 1990-89 Suzuki DT100TCX
 1991-86 Suzuki DT150SS
 1992 Suzuki DT150SSN Super Six
 2003-93 Suzuki DT150STCL EFI
 1994-86 Suzuki DT150TCL
 1994-86 Suzuki DT150TCX
 2003-95 Suzuki DT150TCX EFI
 1994-90 Suzuki DT150TCXG
 2003-95 Suzuki DT150TCXG EFI
 1992-87 Suzuki DT175TCL
 1992-87 Suzuki DT175TCX
 1987 Suzuki DT200AEL
 1987 Suzuki DT200AEX
 1993-86 Suzuki DT200TCL
 2000-94 Suzuki DT200TCL EFI
 1993-86 Suzuki DT200TCX
 2000-94 Suzuki DT200TCX EFI
 1993-90 Suzuki DT200TCXG
 2000-94 Suzuki DT200TCXG EFI
 1992-88 Suzuki DT200VL Exante
 1992-88 Suzuki DT200VX Exante
 1991-90 Suzuki DT200VXG
 1993-90 Suzuki DT225TCL
 2000-94 Suzuki DT225TCL EFI
 1993-90 Suzuki DT225TCX
 2003-94 Suzuki DT225TCX EFI
 1993 Suzuki DT225TCXG
 2000-94 Suzuki DT225TCXG EFI
 1997-89 Suzuki DT90TCL
 1990-89 Suzuki DT90TCX
 1997 Suzuki PU140 EFI Jet
 1990-89 Suzuki PU140 Jet

18310N

HI, 0.6kW/12 Volt, CCW, 11-Tooth Pinion



1984-80 Mariner 25E
 1984-80 Mariner 25EL
 1986-80 Mariner 30E
 1986-80 Mariner 30EL
 1989-87 Mariner 30ELO
 1990-87 Mariner 30EO
 1985-81 Mariner 40E
 1985-81 Mariner 40EL
 1988-86 Mariner 40ELHPTO
 1989-86 Mariner 40ELO
 1988-86 Mariner 40ELPTO
 1989-86 Mariner 40EO
 1990-87 Mercury 30ELO
 1990-87 Mercury 30EO

BUYERS GUIDE - OUTBOARD STARTERS


YEAR MAKE / MODEL

18310N - continued

1985-84 Yamaha 25EL
 1985-84 Yamaha 25ES
 1985-84 Yamaha 25L
 1985-84 Yamaha 25S
 1986-84 Yamaha 30EL
 1986-84 Yamaha 30ES
 1997-93 Yamaha C25ELH
 1997-91 Yamaha C25ELR
 1997-93 Yamaha C25MLH
 1997-93 Yamaha C25MSH
 1997-91 Yamaha C30ELR
 1997-91 Yamaha C40ELR
 1997 Yamaha C40ESH
 1995 Yamaha C40MLH
 1997-92 Yamaha C40MSH
 1997-92 Yamaha C40PLR
 1990 Yamaha CV25EL
 1990 Yamaha CV25EML
 1990 Yamaha CV30EL
 1990 Yamaha CV40EL

18311N

HI, 0.6kW/12 Volt, CCW, 9-Tooth Pinion



2006-02 Yamaha 60TLR
 1990-84 Yamaha 70ETL
 2008-91 Yamaha 70TLR
 1999 Yamaha 70TRX
 2001-96 Yamaha C60TLR
 2001-00 Yamaha C70TLR
 1999-91 Yamaha P60TLH

18313N

HI, 1.0kW/12 Volt, CCW, 9-Tooth Pinion




1980-78 Mariner 40E
 1980-78 Mariner 40EL
 1985-84 Mariner 55E
 1983-78 Mariner 60EL
 1983-80 Suzuki DT50EL
 1982-80 Suzuki DT50ES
 1982-80 Suzuki DT65EL
 1982-80 Suzuki DT65ES
 1995-91 Yamaha C55ELR
 1995-93 Yamaha C55TLR

YEAR MAKE / MODEL

18314N

HI, 1.1kW/12 Volt, CCW, 9-Tooth Pinion



1990-84 Yamaha 115ETL
 1990-87 Yamaha 115ETLJD
 1990-84 Yamaha 115ETX
 1996-91 Yamaha 115TJR
 1996-91 Yamaha 115TLR
 1995-91 Yamaha 115TXR
 1990-88 Yamaha 130ETL
 1990-88 Yamaha 130ETX
 1996-91 Yamaha 130TLR
 1995-91 Yamaha 130TXR
 1990-85 Yamaha 150ETL
 1990-85 Yamaha 150ETX
 1996 Yamaha 150TJR
 1996-91 Yamaha 150TLR
 1995-91 Yamaha 150TXR
 1990-85 Yamaha 175ETL
 1990-85 Yamaha 175ETX
 1996-91 Yamaha 175TLR
 1995-91 Yamaha 175TXR
 1990-84 Yamaha 200ETL
 1990-89 Yamaha 200ETLJD
 1990-84 Yamaha 200ETX
 1995-91 Yamaha 200TJR
 1996-91 Yamaha 200TLR
 1995-91 Yamaha 200TXR
 1996-91 Yamaha C115TLR
 1996-92 Yamaha C115TXR
 1996 Yamaha C150TLR
 1996 Yamaha C150TXR
 1999 Yamaha F40TLR
 2002-01 Yamaha F50TJR
 1998-96 Yamaha F50TLH
 2002-96 Yamaha F50TLR
 1990-89 Yamaha L130ETX
 1996-91 Yamaha L130TXR
 1990-86 Yamaha L150ETX
 1996-91 Yamaha L150TXR
 1990-86 Yamaha L200ETX
 1995 Yamaha L200TLR
 1996-91 Yamaha L200TXR
 1996-93 Yamaha P115TLR
 1996-91 Yamaha P150TLR
 1996-94 Yamaha P175TLR
 1990-86 Yamaha PRO150L
 1996 Yamaha S115TLR
 1996 Yamaha S115TXR
 1996 Yamaha S130TLR
 1999-96 Yamaha S130TXR
 1996 Yamaha S150TLR
 1996 Yamaha S150TSR
 1996 Yamaha S175TXR
 1996 Yamaha S200TXR
 2002-96 Yamaha T50TLR
 1986-85 Yamaha V6 SPECIAL

BUYERS GUIDE - OUTBOARD STARTERS

YEAR MAKE / MODEL

18315N

HI, 1.4kW/12 Volt, CCW, 9-Tooth Pinion



1999-97 Yamaha 115TJR
 2008-97 Yamaha 115TLR
 2000 Yamaha 115TR
 2008-02 Yamaha 115TXR
 2004-97 Yamaha 130TLR
 2000 Yamaha 130TR
 2004-02 Yamaha 130TXR
 1999-97 Yamaha 150TJR
 1998-97 Yamaha 150TLR
 2000 Yamaha 150TR
 2008-01 Yamaha 150TXR
 1998-97 Yamaha 175TLR
 2000 Yamaha 175TR
 1998-97 Yamaha 200TLR
 1997 Yamaha 225TLR
 1999-98 Yamaha B115TLR
 1999-97 Yamaha C115TLR
 2000 Yamaha C115TR
 1999-97 Yamaha C115TXR
 1999-97 Yamaha C150TLR
 1999-97 Yamaha C150TXR
 1999-97 Yamaha D150TLR
 2005-99 Yamaha DX150TLR
 2000 Yamaha L130TR
 1999-97 Yamaha L130TXR
 1999-97 Yamaha L150TXR
 1999-97 Yamaha L200TXR
 2001-99 Yamaha LX150TXR
 2001-99 Yamaha LX200TXR
 1999-97 Yamaha P150TLR
 1999-97 Yamaha P175TLR
 1999-97 Yamaha P200TLR
 1999 Yamaha PX150TLR
 1999-97 Yamaha S115TLR
 1999-97 Yamaha S115TXR
 1999-97 Yamaha S130TLR
 1999-97 Yamaha S150TLR
 1999-97 Yamaha S150TXR
 1999-97 Yamaha S175TXR
 1999-97 Yamaha S200TXR
 1999 Yamaha SX150TLR
 2004-99 Yamaha SX150TXR
 2004-03 Yamaha SX200TLR
 2005-01 Yamaha SX200TXR
 2008-00 Yamaha V150TLR
 2000 Yamaha V175TLR
 2004-00 Yamaha VX150TLR

18316N

HI, 0.9kW/12 Volt, CCW, 9-Tooth Pinion



1997-88 Suzuki DT75TCL


YEAR MAKE / MODEL

18316N - continued

2000-88 Suzuki DT85TCL
 1996-92 Suzuki PU85

18317N

HI, 0.9kW/12 Volt, CW, 9-Tooth Pinion



1997-95 Honda BF35
 2006-95 Honda BF40
 1997-95 Honda BF45
 2006-95 Honda BF50

18319N

HI, 12 Volt, CCW, 9-Tooth Pinion



2003-92 Nissan NS40
 2003-92 Nissan NS50
 2003-96 Nissan NS60
 2003-96 Nissan NS70
 2006-01 Nissan NSD40
 2006-01 Nissan NSD50
 2006-03 Nissan NSD70
 2006-01 Nissan NSD90
 2008-00 Nissan NSF15
 2006-01 Nissan NSF18
 2008 Nissan NSF20
 2005-02 Nissan NSF25
 2005-02 Nissan NSF30
 2008-00 Nissan NSF9.9
 1988-86 Suzuki DT20EL
 1988-86 Suzuki DT20ES
 1988-80 Suzuki DT25EL
 1988-80 Suzuki DT25ES
 1984-83 Suzuki DT30EL
 1984-83 Suzuki DT30ES
 1985 Suzuki DT30L
 1987-86 Suzuki DT30RL
 1987-86 Suzuki DT30RS
 1985 Suzuki DT30S
 1989-87 Suzuki DT35CRL
 1989-87 Suzuki DT35CRS
 1989-87 Suzuki DT35TCL
 1990-89 Suzuki DT40CEL
 1990-89 Suzuki DT40CES
 1998-86 Suzuki DT40CRL
 1998-86 Suzuki DT40CRS
 1985-84 Suzuki DT40ECL
 1985-84 Suzuki DT40ECS
 1983-80 Suzuki DT40EL
 1983-80 Suzuki DT40ES
 1998-87 Suzuki DT40TCL
 1995-92 Suzuki PU40
 1990-89 Suzuki PU55 Jet
 2003-92 Tohatsu M40
 2003-92 Tohatsu M50

BUYERS GUIDE - OUTBOARD STARTERS


YEAR MAKE / MODEL

18319N - continued

2003-96 Tohatsu M60
 2003-96 Tohatsu M70
 2006-01 Tohatsu MD40
 2006-01 Tohatsu MD50
 2006-03 Tohatsu MD70
 2006-01 Tohatsu MD90
 2008-00 Tohatsu MFS15
 2006-01 Tohatsu MFS18
 2008-00 Tohatsu MFS9.9
 2008 Tohatsu MSF20
 2005-02 Tohatsu MSF25
 2005-02 Tohatsu MSF30

18323N

HI, 1.0kW/12 Volt, CCW, 9-Tooth Pinion



2003-92 Nissan NS115
 1996-92 Nissan NS120
 2003-92 Nissan NS140
 1995-92 Nissan NS60
 1995-92 Nissan NS70
 1996-92 Nissan NS90
 2006 Nissan NSD115
 2003-92 Tohatsu M115
 1996-92 Tohatsu M120
 2003-92 Tohatsu M140
 1995-92 Tohatsu M60
 1995-92 Tohatsu M70
 1996-92 Tohatsu M90
 2006 Tohatsu MD115

18344N

HI, 12 Volt, CCW, 9-Tooth Pinion




1990-84 Yamaha 90ETL
 1990-87 Yamaha 90ETLJD
 1984 Yamaha 90ETX
 2001-91 Yamaha 90TJR
 2008-91 Yamaha 90TLR
 1999-98 Yamaha B90TLR
 1999-94 Yamaha C75TLR
 1997 Yamaha C80TLR
 1996-91 Yamaha C85TLR
 2001-97 Yamaha C90TLR
 1990 Yamaha CV85EL
 1990 Yamaha CV85ETL
 1999-96 Yamaha P75TLH

YEAR MAKE / MODEL

18345N


HI, 12 Volt, CCW, 9-Tooth Pinion



1986-84 Yamaha 40EL
 1986-84 Yamaha 40ES
 1986-85 Yamaha 40ETL
 1986-84 Yamaha 40L
 1986-84 Yamaha 40S
 1988-86 Yamaha 50EL
 1988-86 Yamaha 50ES
 1988-87 Yamaha 50ESJD
 1986 Yamaha 50ETL
 1987 Yamaha PRO50L

18346N

HI, 12 Volt, CCW, 11-Tooth Pinion



2001 Yamaha 25MHZ
 1999 Yamaha 25MLH
 1999 Yamaha 25MSH
 1999 Yamaha 30EH
 1990-87 Yamaha 30EL
 2001-96 Yamaha 30ELH
 2001-91 Yamaha 30ELR
 1999 Yamaha 30ER
 1990-87 Yamaha 30ES
 1998-91 Yamaha 30ESR
 1990-87 Yamaha 30L
 1999 Yamaha 30MH
 2001-91 Yamaha 30MLH
 2002-91 Yamaha 30MSH
 1990-87 Yamaha 30S
 1999-91 Yamaha 40EJR
 1990-89 Yamaha 40EL
 1998-91 Yamaha 40ELR
 1990-89 Yamaha 40ES
 1999-91 Yamaha 40ESR
 1990-89 Yamaha 40ETL
 1990-89 Yamaha 40L
 2000 Yamaha 40MH
 2001-91 Yamaha 40MJH
 2001-91 Yamaha 40MLH
 1999-91 Yamaha 40MSH
 1994-91 Yamaha 40PLR
 1990-89 Yamaha 40S
 1990-89 Yamaha 40SJD
 1997-96 Yamaha 40TLH
 2008-94 Yamaha 40TLR
 1999-91 Yamaha 50EJR
 1990-89 Yamaha 50EL
 1995-91 Yamaha 50ELR
 2000 Yamaha 50ER
 1990-89 Yamaha 50ES
 1990-89 Yamaha 50ESJD
 1990 Yamaha 50ETML

BUYERS GUIDE

BUYERS GUIDE - OUTBOARD STARTERS

YEAR MAKE / MODEL

18346N - continued

1994	Yamaha 50TH
1997-91	Yamaha 50TLH
2008-97	Yamaha 50TLR
2002-97	Yamaha C40TLR
2001-98	Yamaha C50TLR
2005-01	Yamaha F9.9ELR
2005-99	Yamaha F9.9MLH
2005-99	Yamaha F9.9MSH
1990-85	Yamaha FT9.9EL
1990	Yamaha FT9.9ERL
1990-85	Yamaha FT9.9EX
1990-85	Yamaha FT9.9X
1998	Yamaha P40EJR
1998	Yamaha P40TLH
1996-93	Yamaha P50TLR
1992-91	Yamaha P50TLR
1990-88	Yamaha PRO50L
2005-91	Yamaha T9.9ELH
2005-91	Yamaha T9.9ELR
2005-91	Yamaha T9.9EXH
2001-97	Yamaha T9.9EXR
1997-96	Yamaha T9.9MLH
1997-91	Yamaha T9.9MXH

18347N

HI, 1.4kW/12 Volt, CCW, 13-Tooth Pinion



2001-00	Mariner 75ELHPT 4-Stroke
2001-00	Mariner 75ELPT 4-Stroke
2001-00	Mariner 90ELHPT 4-Stroke
2001-00	Mariner 90ELPT 4-Stroke
2000	Mariner 90ELPT Coastal 4-Stroke
2001	Mariner 90EXLPT Saltwater 4-Stroke
2001-00	Mercury 75ELHPT 4-Stroke
2005-00	Mercury 75ELPT 4-Stroke
2001-00	Mercury 90ELHPT 4-Stroke
2005-00	Mercury 90ELPT 4-Stroke
2005-04	Mercury 90ELPT Saltwater 4-Stroke
2005-01	Mercury 90EXLPT Saltwater 4-Stroke
2002-99	Yamaha F100TLR
2002-99	Yamaha F100TXR
2004-03	Yamaha F75TLR
2002-01	Yamaha F80TJR
2002-99	Yamaha F80TLR
2004-03	Yamaha F90TJR
2004-03	Yamaha F90TLR

18348N

HI, 1.4kW/12 Volt, CCW, 13-Tooth Pinion



2000	Yamaha LZ150TR
2006-01	Yamaha LZ150TXR
2000	Yamaha LZ200TR
2008-01	Yamaha LZ200TXR


YEAR MAKE / MODEL

18348N - continued

2008-00	Yamaha VZ150TLR
2008-01	Yamaha VZ175TLR
2004-01	Yamaha VZ200TLR
2004-01	Yamaha Z150TLR
2000	Yamaha Z150TR
2006-01	Yamaha Z150TXR
2006-01	Yamaha Z175TXR
2006-01	Yamaha Z200TLR
2000	Yamaha Z200TR
2008-01	Yamaha Z200TXR

18349N

HI, 1.4kW/12 Volt, CCW, 13-Tooth Pinion



2009-01	Mercury 115ELPT EFI 4-Stroke
2005-04	Mercury 115ELPT EFI Saltwater 4-Stroke
2009-06	Mercury 115EXLPT EFI 4-Stroke
2005-01	Mercury 115EXLPT EFI Saltwater 4-Stroke
2009-06	Mercury 75ELPT EFI 4-Stroke
2009-06	Mercury 90ELPT EFI 4-Stroke
2009-06	Mercury 90EXLPT EFI 4-Stroke
2008-01	Yamaha F115TJR
2008-00	Yamaha F115TLR
2008-00	Yamaha F115TXR
2008-05	Yamaha F75TLR
2000	Yamaha LF115TR
2008-01	Yamaha LF115TXR

18351N

HI, 12 Volt, CCW, 9-Tooth Pinion



1990	Yamaha 225ETL
1990	Yamaha 225ETX
1996-91	Yamaha 225TLR
1995	Yamaha 225TUR
1995-91	Yamaha 225TXR
1990	Yamaha 250ETX
1995-91	Yamaha 250TUR
1995-91	Yamaha 250TXR
1996-95	Yamaha L225TUR
1999-94	Yamaha L225TXR
1990	Yamaha L250ETX
1991	Yamaha L250TLR
1999-92	Yamaha L250TUR
1999-92	Yamaha L250TXR
1998-97	Yamaha LF225TUR
1998-97	Yamaha LF225TXR
2000	Yamaha LX225
2002-01	Yamaha LX225TXR
2000	Yamaha LX250TR
2002-01	Yamaha LX250TUR
2002-01	Yamaha LX250TXR
1996-91	Yamaha P200TLR
1999-96	Yamaha S225TUR

BUYERS GUIDE - OUTBOARD STARTERS

YEAR MAKE / MODEL

18351N - continued

1999-96 Yamaha S225TXR
 1997-96 Yamaha S250TUR
 1999-96 Yamaha S250TXR
 2000 Yamaha SX225TR
 2002-01 Yamaha SX225TUR
 2002-01 Yamaha SX225TXR
 2000 Yamaha SX250TR
 2002-01 Yamaha SX250TUR
 2002-01 Yamaha SX250TXR
 1999-98 Yamaha V200TLR
 1999-98 Yamaha V225TLR
 1989-87 Yamaha V6 EXCEL L
 1989-87 Yamaha V6 EXCEL X
 2005-00 Yamaha VX200TLR
 2004-00 Yamaha VX225TLR
 2004-02 Yamaha VX250TLR

18442N

HI, 12 Volt, CCW, 13-Tooth Pinion



2008-04 Yamaha F150TLR
 2008-04 Yamaha F150TXR
 2008-06 Yamaha F225TLR
 2008-04 Yamaha LF150TXR
 2008-05 Yamaha LF250TUR
 2008-05 Yamaha LF250TXR

19602N


MI, 1.2kW/12 Volt, CW, 13-Tooth Pinion



2006-97 Honda BF75
 2006-97 Honda BF90

19603N

MI, 1.4kW/12 Volt, CW, 13-Tooth Pinion



2006-99 Honda BF115
 2004-99 Honda BF130

YEAR MAKE / MODEL

19701N

HI, 12 Volt, CW, 9-Tooth Pinion




2009 Suzuki DF100T 4-Stroke
 2009-01 Suzuki DF115T 4-Stroke
 2009-02 Suzuki DF140T 4-Stroke
 2008-01 Suzuki DF90TL 4-Stroke

BUYERS GUIDE - PERSONAL WATERCRAFT STARTERS

YEAR MAKE / MODEL

17605N


ND, 0.6kW/12 Volt, CCW, 9-Tooth Pinion



- 1994-89 Rotax Marine - BRP 587 Rotax Engine, 2 Stroke
- 1994-93 Rotax Marine - BRP 657 Rotax Engine, 2 Stroke
- 1994-93 Sea-Doo Explorer
- 1995-92 Sea-Doo GTS
- 1994-92 Sea-Doo GTX
- 1996-92 Sea-Doo SP
- 1994 Sea-Doo Speedster
- 1996-93 Sea-Doo SPI
- 1994 Sea-Doo Sportster
- 1994-93 Sea-Doo SPX
- 1994-92 Sea-Doo XP

18303N

HI, 0.6kW/12 Volt, CCW, 11-Tooth Pinion



- 1990-87 Yamaha WJ500 WaveJammer
- 1993-87 Yamaha WR500 WaveRunner

18305N


HI, 0.6kW/12 Volt, CCW, 9-Tooth Pinion



- 1976 Kawasaki JS400 A3
- 1992-77 Kawasaki JS440 A1-A16
- 1989 Kawasaki JS550 550SX A8
- 1990 Kawasaki JS550 550SX B1
- 1995-91 Kawasaki JS550 550SX C1-C5
- 1985-82 Kawasaki JS550 A1-A4
- 1988-86 Kawasaki JS550 A5-A7

18330N-K

MT, 12 Volt, CW, 9-Spline Shaft



- 1990-89 Kawasaki JF650 TS B1-B2
- 1996-91 Kawasaki JF650 TS B3-B8
- 1995 Kawasaki JF650 X2 A10
- 1987-86 Kawasaki JF650 X2 A1-A2
- 1990-88 Kawasaki JF650 X2 A3-A5
- 1994-91 Kawasaki JF650 X2 A6-A9

YEAR MAKE / MODEL

18330N-K - continued

- 2000-96 Kawasaki JH1100 1100 Zxi A1-A5
- 2003-01 Kawasaki JH1100 1100 Zxi A6-A8
- 2004-01 Kawasaki JH1100 Ultra 130 D.I. B1-B4
- 1997-95 Kawasaki JH750 750 ZXI C1-C3
- 1995-92 Kawasaki JH750 750SS A1-A4
- 1997-96 Kawasaki JH750 750SS E1-E2
- 1995-93 Kawasaki JH750 Super Sport XI B1-B3
- 1997-96 Kawasaki JH750 Super Sport XI F1-F2
- 1999-98 Kawasaki JH750 Xi Sport G1-G2
- 1994 Kawasaki JH750 XIR D1
- 1997-95 Kawasaki JH900 900 ZXI A1-A3
- 1995-91 Kawasaki JL650 SC A1-A5
- 1987 Kawasaki JS650 650SX A1
- 1990-88 Kawasaki JS650 650SX A2-A4
- 1993-91 Kawasaki JS650 650SX B1-B3
- 2002-98 Kawasaki JS750 750 SXI Pro C1-C5
- 1995-92 Kawasaki JS750 750SX A1-A4
- 1996-95 Kawasaki JS750 750SXI B1-B2
- 2009-03 Kawasaki JS800 SX-R A1-A9
- 1997 Kawasaki JT1100 1100 STX A1
- 1999-98 Kawasaki JT1100 1100 STX B1-B2
- 2000 Kawasaki JT1100 1100 STX D.I. C1
- 2002-01 Kawasaki JT1100 1100 STX D.I. F1-F2
- 2003 Kawasaki JT1100 1100 STX D.I. G1
- 1998 Kawasaki JT750 750 STX C1
- 1995-94 Kawasaki JT750 ST A1-A2
- 1997-95 Kawasaki JT750 STS B1-B3
- 2002-01 Kawasaki JT900 900 STS B3-B4
- 1998-97 Kawasaki JT900 900 STX A1-A2
- 2000-99 Kawasaki JT900 900 STX B1-B2
- 2002-01 Kawasaki JT900 900 STX C1-C2
- 2003 Kawasaki JT900 900 STX D1
- 2006-04 Kawasaki JT900 900 STX E1-E2 E6F

18330N-P

MT, 12 Volt, CW, 9-Spline Shaft



- 2000-99 Polaris Pro 785
- 1995-92 Polaris SL 650
- 1995 Polaris SL 650 Std
- 1995-93 Polaris SL 750
- 1997-96 Polaris SL 780
- 1995-94 Polaris SLT 750
- 1997-96 Polaris SLT 780
- 1996-95 Polaris SLX 780
- 1998-97 Polaris SLX Pro 785
- All Polaris Wave Runner

18330N-PL

MT, 12 Volt, CW, 9-Spline Shaft



- 2002 Polaris Freedom
- 2002-99 Polaris Genesis
- 2000 Polaris Genesis FFI

BUYERS GUIDE - PERSONAL WATERCRAFT STARTERS

YEAR MAKE / MODEL

18330N-PL - continued

1999	Polaris Genesis Ficht
2004-02	Polaris Genesis I
1997-96	Polaris Hurricane
2004-03	Polaris MSX 140
2004-02	Polaris Octane
2001-00	Polaris Pro 1200
1997	Polaris SL 1050
1997-96	Polaris SL 700
1997	Polaris SL 700 Deluxe
1997-96	Polaris SL 900
2001-98	Polaris SLH
1997-96	Polaris SLT 700
1999-98	Polaris SLTH
1999-96	Polaris SLTX
2001-99	Polaris SLX
1998	Polaris SLXH
2004-00	Polaris Virage
2004-02	Polaris Virage I
2001-00	Polaris Virage TX
2002-01	Polaris Virage TXI

18399N

MT, 12 Volt, CW, 9-Spline Shaft



2007-98	Rotax Marine - BRP 947 Rotax Engine, 2 Stroke
2007-06	Sea-Doo 3D DI
1999-98	Sea-Doo GSX LTD
2001-98	Sea-Doo GTX
2003-00	Sea-Doo GTX DI
2001-00	Sea-Doo LRV
2003-02	Sea-Doo LRV DI
2002-00	Sea-Doo RX
2003-00	Sea-Doo RX DI
2001	Sea-Doo RX X
2006-00	Sea-Doo Sportster
2002-00	Sea-Doo XP
2004-03	Sea-Doo XP DI

18415N

ND, 0.6kW/12 Volt, CCW, 9-Tooth Pinion



1996-95	Rotax Marine - BRP 587 Rotax Engine, 2 Stroke
1996-95	Rotax Marine - BRP 657 Rotax Engine, 2 Stroke
2005-95	Rotax Marine - BRP 717 Rotax Engine, 2 Stroke
1998	Sea-Doo Challenger
1997-95	Sea-Doo Explorer
2001-97	Sea-Doo GS
1998-97	Sea-Doo GSI
2005-96	Sea-Doo GTI
2004-02	Sea-Doo GTI LE
2001-96	Sea-Doo GTS
1995	Sea-Doo GTS - 2-Passenger
1996-95	Sea-Doo GTS - 3-Passenger
1995	Sea-Doo GTX - 2-Passenger

YEAR MAKE / MODEL

18415N - continued

1995	Sea-Doo GTX - 3-Passenger
1997-95	Sea-Doo HX
1997	Sea-Doo SP
1999-95	Sea-Doo Speedster
1999-95	Sea-Doo Sportster
1997-95	Sea-Doo SPX
1995	Sea-Doo XP

18416N


ND, 0.6kW/12 Volt, CCW, 9-Tooth Pinion



1998	Rotax Marine - BRP 787 RFI Rotax Engine, 2 Stroke
1999-95	Rotax Marine - BRP 787 Rotax Engine, 2 Stroke
1999-96	Sea-Doo Challenger
1997-96	Sea-Doo GSX
1997-96	Sea-Doo GTX
2002-98	Sea-Doo GTX RFI
1999-98	Sea-Doo Speedster
1999-98	Sea-Doo SPX
1997-95	Sea-Doo XP

18420N

MT, 12 Volt, CW, 9-Spline Shaft



1995-94	Yamaha FX700 FX-1
1997-94	Yamaha RA700 WaveRaider
1993-90	Yamaha SJ650 Super Jet
2008-94	Yamaha SJ700 Super Jet
1996-94	Yamaha WB700 WaveBlaster
1993-90	Yamaha WR650 WaveRunner LX
1996-90	Yamaha WRA650 WaveRunner III
1997	Yamaha WRA700 WaveRunner III 700
1995	Yamaha WRA700 WaveRunner III GP
1995-91	Yamaha WRB650 WaveRunner VXR
1994-93	Yamaha WRB700 WaveRunner Pro VXR
1998-95	Yamaha WVT700 WaveVenture 700
2001-99	Yamaha XL700 WaveRunner XL700
2004-02	Yamaha XL700A WaveVenture XL700

18421N

MT, 12 Volt, CW, 9-Spline Shaft



1999-98	Yamaha EXS1200 Exciter
1998-96	Yamaha EXT1100 Exciter
1999-98	Yamaha EXT1200 Exciter
2002-97	Yamaha GP1200 WaveRunner GP1200
2008-03	Yamaha GP1300 WaveRunner GP1300R

BUYERS GUIDE

BUYERS GUIDE - PERSONAL WATERCRAFT STARTERS


YEAR MAKE / MODEL

18421N - continued

2000-98 Yamaha GP800 WaveRunner GP800
 2005-01 Yamaha GP800A WaveRunner GP800R
 2005-99 Yamaha LST1200
 1996-95 Yamaha RA1100 WaveRaider 1100
 2004-99 Yamaha SV1200 WaveRunner SUV1200
 1997-96 Yamaha WVT1100 WaveVenture 1100
 2000-99 Yamaha XL1200 WaveRunner XL1200
 1998 Yamaha XL1200 WaveRunner XL1200
 2001-00 Yamaha XL800 Wave Runner
 2005-01 Yamaha XLT1200 Wave Runner
 2004-02 Yamaha XLT800 Wave Runner
 2001-00 Yamaha XRT1200

18431N

MT, 12 Volt, CCW, 9-Tooth



2007-02 Honda AquaTrax F-12
 2007-02 Honda AquaTrax F-12X
 2007-05 Honda AquaTrax F-12X GPScope
 2006-04 Honda AquaTrax R-12
 2007-03 Honda AquaTrax R-12X

18432N

MT, 12 Volt, CCW, 9-Spline Shaft



2004-03 Kawasaki JT1200 STX-12F B1-B2
 2007-05 Kawasaki JT1200 STX-12F D1-D7
 2009-04 Kawasaki JT1500 STX-15F A1-A9
 2009-07 Kawasaki JT1500 Ultra 250X B7-B9
 2009-07 Kawasaki JT1500 Ultra LX C7-C9

18433N

MT, 12 Volt, CCW




2004-03 Yamaha FX1000 FX140
 2008-05 Yamaha FX1000 WaveRunner FX
 2008-04 Yamaha FX1100 WaveRunner FX HO
 2005-03 Yamaha SRT1000
 2005 Yamaha SRT1100

YEAR MAKE / MODEL

18435N

HI, 12 Volt, CW, PMDD



1995-94 Arctic Cat Barracuda
 1995-93 Arctic Cat Daytona
 1997 Arctic Cat Daytona 1000
 1997-96 Arctic Cat Daytona 770
 1997 Arctic Cat Monte Carlo 1000
 1997-94 Arctic Cat Monte Carlo 640
 1997-96 Arctic Cat Monte Carlo 770
 1996 Arctic Cat Monte Carlo 900
 1997-94 Arctic Cat Montego 640
 1997-94 Arctic Cat Montego Deluxe 640
 1993 Arctic Cat Tigershark 640
 1995 Arctic Cat Tigershark 900
 1998 Arctic Cat TS1000L
 1998 Arctic Cat TS1000R
 1999 Arctic Cat TS1100Li
 1999 Arctic Cat TS1100R
 1999-98 Arctic Cat TS640
 1999-98 Arctic Cat TS770
 1999-98 Arctic Cat TS770L
 1999-98 Arctic Cat TS770R
 1999 Arctic Cat TS900L

18436N

MT, 12 Volt, CCW, 9-Spline Shaft



2006-05 Yamaha VX1100 WaveRunner 1100 Sport
 2008-07 Yamaha VX1100 WaveRunner VX

18445N

ND, 12 Volt, CW, PMDD



2000-99 Kawasaki JH1200 Ultra 150 A1-A2
 2002-01 Kawasaki JH1200 Ultra 150 A3-A4
 2005-03 Kawasaki JH1200 Ultra 150 B1-B3
 2003-02 Kawasaki JT1200 STX-R A1-A2
 2005-04 Kawasaki JT1200 STX-R C1-C2

BUYERS GUIDE - PERSONAL WATERCRAFT STARTERS

YEAR MAKE / MODEL

YEAR MAKE / MODEL

18531N

ND, 0.7kW/12 Volt, CCW, 8-Tooth Pinion



- 2005-99 Rotax Marine - BRP 787 RFI Rotax Engine, 2 Stroke
- 2005-04 Sea-Doo 3D DI
- 2000-99 Sea-Doo GSX RFI
- 2004 Sea-Doo GTI RFI

18532N

MT, 12 Volt, CCW



- 2007-02 Rotax Marine - BRP 1503 Rotax Engine, 4 Stroke
- 2007 Sea-Doo 3D DI
- 2007-04 Sea-Doo Challenger
- 2008 Sea-Doo Challenger 180
- 2008 Sea-Doo Challenger 230
- 2007-06 Sea-Doo GTI SE
- 2008 Sea-Doo GTX 155
- 2008 Sea-Doo GTX 215
- 2004-02 Sea-Doo GTX 4-TEC
- 2007-05 Sea-Doo GTX Wake
- 2008-05 Sea-Doo GTX Wake 155
- 2008 Sea-Doo GTX Wake 215
- 2008-04 Sea-Doo Islandia
- 2006-05 Sea-Doo RXP
- 2008 Sea-Doo RXP 155
- 2008 Sea-Doo RXP 215
- 2008 Sea-Doo RXP X 255
- 2006-05 Sea-Doo RXT
- 2008 Sea-Doo RXT 215
- 2008 Sea-Doo RXT 255
- 2007-04 Sea-Doo Speedster
- 2008 Sea-Doo Speedster 150
- 2008 Sea-Doo Speedster 200
- 2008 Sea-Doo Speedster Wake
- 2006-03 Sea-Doo Sportster
- 2008-04 Sea-Doo Utopia

18894N

MT, 12 Volt, CCW, 9-Spline Shaft



- 2000-97 Yamaha GP760 WaveRunner GP760
- 1996 Yamaha RA760 WaveRaider 760
- 1997-96 Yamaha WB760 WaveBlaster 760
- 1997 Yamaha WVT760 WaveVenture 760
- 1999-98 Yamaha XL760 WaveRunner XL760

BUYERS GUIDE - TILT/TRIM MOTORS

YEAR MAKE / MODEL

10800N

Fits many small 1998-82 OMC outboards with 3 wire connection, plastic plug connector, 12 Volt, Tilt Trim



1998-82 OMC All Models

10801N

Fits 1990-74 OMC, Johnson/Evinrude outboards with 4.25" Diameter reservoir base. 3 wire connection w/plastic plug, 12 Volt, Tilt Trim



1990-74 Evinrude All Models
1990-74 Johnson All Models
All OMC All Models

10802N

Fits 1991-86 85-150 HP Volvo Penta and Force outboards, 2 wire connection, 12 Volt, Tilt Trim



1991-86 Force All Models
1991-86 Volvo Penta All Models

10803N


Fits 1985-80 OMC Stern Drive, 2 wire "T" plug & 1 wire w/ ring term to replace Prestolite EVD4002, 12 Volt, Tilt Trim



1985-80 OMC All Models

10805N

Fits 1980-76 Evinrude, Johnson, OMC. 3 wire w/ring terminals, 12 Volt, Tilt Trim



1980-76 Evinrude All Models
1980-76 Johnson All Models
1980-76 OMC All Models

YEAR MAKE / MODEL

10806N

Motor & Reservoir, fits Chrysler, Evinrude, Force, OMC, 3 wire, molded plug, Prestolite, 12 Volt, Tilt Trim



All Chrysler All Models
All Evinrude All Models
All Force All Models
All Johnson All Models
All OMC All Models
All U.S. All Models

10807N

Fits OMC Stern Drive 1977-75 175-235HP, 1978 240HP, 1979 250HP, 1981-80 3.8L, 1981 5.0L, 5.7L. 3 bolt mount, 2 wire, molded plug, 12 Volt, Tilt Trim



1981-75 OMC All Models

10808N

Fits 1979-63 OMC, 2 wire, molded plug. Replaces Prestolite ETK4102, 12 Volt, Tilt Trim



1979-63 OMC All Models

10810AN

Fits 1992-81 Evinrude, Johnson, OMC, Sea-Drive, 3 bolt mount, 2 wire w/female terminals, 12 Volt, Tilt Trim



1992-81 Evinrude All Models
1992-81 Johnson All Models
1992-81 OMC All Models
1992-81 Sea-Drive All Models

BUYERS GUIDE - TILT/TRIM MOTORS

YEAR MAKE / MODEL

10810N


1992-81 OMC, 1992-81 Sea-Drive, 12 Volt, Tilt Trim, 1992-81 Evinrude, 1992-81 Johnson



1992-81 Evinrude All Models
1992-81 Johnson All Models
1992-81 OMC All Models
1992-81 Sea-Drive All Models

10811AN

Fits 1996-89 40, 48, 50 HP Evinrude, Johnson, OMC w/4 bolt mount with 2 wire/male ends, 12 Volt, Tilt Trim



1989-On Evinrude All Models
1989-On Johnson All Models
1989-On OMC All Models

10811N

Fits 1996-89 40, 48, 50 HP Evinrude, Johnson, OMC w/4 bolt mount with 2 wire/female ends, 12 Volt, Tilt Trim



1989-On Evinrude All Models
1989-On Johnson All Models
1989-On OMC All Models

10812N

Fits 1993-89 Cobra/OMC Stern Drive, Volvo 1994-up 3.0-8.2L, 3 bolt mount, 2-Wire, ring terminals, 12 Volt, Tilt Trim



1993-89 OMC All Models
1994-on Volvo Penta All Models

YEAR MAKE / MODEL

10813AN

Fits Volvo Penta, 3-Wire, ring terminals, w/Reservior(w/o pump), 12 Volt, Tilt Trim



All Volvo Penta All Models

10813N

Fits Volvo Penta, 3-Wire, w/Reservior (w/o pump), 12 Volt, Tilt Trim



All Volvo Penta All Models

10813PN


12 Volt, Tilt Trim, Mercury style pump to replace Volvo Penta and old style Prestolite. 3-Wire, w/ Reservior & Pump. For OE style replacement see T1157M.



All Volvo Penta All Models

10814N

Fits BMW, Mercruiser and Volvo Penta, 3-Wire, ring terminals, w/Reservoir, 12 Volt, Tilt Trim



1984-75 Mercury All Models
All Volvo Penta All Models

10815AN

Will replace OE square style Eaton, and will work on all OE hydraulic pump assemblies for 92-85 Mercury/Mariner 35-220 HP outboards with design I, 3 Ram, 3-Wire trim MOTOR ONLY. For complete assembly, use 10815PN. , 1992-85 Mercury, 12 Volt, Tilt Trim



1992-85 Mercury All Models

BUYERS GUIDE

BUYERS GUIDE - TILT/TRIM MOTORS

YEAR MAKE / MODEL

10815PN

Will replace OE square style Eaton, and will work on all OE hydraulic pump assemblies for 1992-85 Mercury/Mariner 35-220 HP outboards with design I, 3 Ram, 12 Volt, Tilt Trim



1992-85 Mercury All Models

10816N-L


12 Volt, Tilt Trim, Fits 1998-91 Johnson, Evinrude, OMC 50-225HP 2 wire connection, Fast track, with long harness.



1991-On Evinrude All Models
1991-On Johnson All Models
1991-On OMC All Models

10816N-S

Fits 1998-91 Johnson, Evinrude, OMC 50-225HP 2 wire connection, Fast track, with short harness. , 12 Volt, Tilt Trim



1991-On Evinrude All Models
1991-On Johnson All Models
1991-On OMC All Models

10818N

Fits Volvo Penta 2 wire with female terminal ends, 12 Volt, Tilt Trim



All Volvo Penta All Models

10819N

Fits late Volvo Penta 280, 290, SP & DP sterndrives. Hydraulic hoses attach and seal with inverted flare fittings. Complete w/ oilayne pump and reservoir, 12 Volt, Tilt Trim



All Volvo Penta All Models

YEAR MAKE / MODEL

10820N

1995-92 Mercury with Square Motor, Design II , Aft Fill, 3-Ram Integral, 12 Volt, Tilt Trim



1995-92 Mercury All Models

10821N

Fits Mercury/Mariner & Force 75-125 HP. 4 bolt mount, 3-Wire, Single Ram Tilt, 12 Volt, Tilt Trim



All Force All Models
All Mariner All Models
All Mercury All Models

10822CBMN

12 Volt, Tilt Trim, Bottom Mount Bracket, Mercruiser, 3-Wire, Oildyne Pump, complete assembly with stainless steel bracket



All Mercury All Models

10822CSM

Mercruiser, 3-Wire, Oildyne Pump, Complete Assy, 12 Volt, Tilt Trim, Side Mount Bracket



All Mercury All Models

10822MN

Fits Mercury outboards with 3-Wire, Oildyne Pump, Motor Only. Also replaces early square body motor types, 12 Volt, Tilt Trim



All Mercury All Models

BUYERS GUIDE - TILT/TRIM MOTORS

YEAR MAKE / MODEL

10822N

Mer cruiser, 3-Wire, Oildyne Pump, complete assembly, 12 Volt, Tilt Trim



All Mercury All Models

10822N-OE

Mer cruiser, 3-Wire, Oildyne Pump, complete assembly, 12 Volt, Tilt Trim (OE Mfg.)



All Mercury All Models

10824N

Fits Yamaha 1995-87 115-200 HP, 1994-90 225HP. 3 bolt mount, 2 wire, ring terminals, 12 Volt, Tilt Trim



1995-86 Yamaha All Models

10825N

12 Volt, Tilt Trim, Fits 1991-87 115-225HP Yamaha. 3-Bolt Mount, 2-Wire w/ female bullet connectors



1991-87 Yamaha All Models

10826N

Fits 2002-95 Mercury/Mariner 135-225 HP, XR6 and Magnum III 175-250HP, 140HP Jet. 2 wire, male bullet connector, 12 Volt, Tilt Trim



1995-On Mariner All Models
1995-On Mercury All Models

YEAR MAKE / MODEL

10827N

Fits 50-125 H.P. Late Style, Single Ram, 2 male bullet connectors, Force / Mariner / Mercury, 12 Volt, Tilt Trim



All Force All Models
All Mariner All Models
All Mercury All Models

10828N

Fits late Force, Mariner, Mercury 25-50 HP, 2 wire connection, bullet connector, 12 Volt, Tilt Trim



All Force All Models
All Mariner All Models
All Mercury All Models

10829N

Mercury with Oildyne style pump for late model 225-275 HP, 3 wire w/ring terminals, 12 Volt, Tilt Trim



All Mercury All Models

10830N

12 Volt, Tilt Trim, Fits Yamaha 1994 40 HP, 1995-92 50 HP, 2003-97 60 HP, 2002-96 70HP, 1999-92 90HP. 3 bolt mount, 2 wire, ring terminals



1997-On Yamaha All Models
1996-92 Yamaha All Models

10831N

1990 Yamaha L250ETX, 12 Volt, Tilt Trim, 1996 Yamaha S225TXR, 1990 Yamaha 250ETX, 1996-95 Yamaha L225TUR, Fits Yamaha 225-250HP. 3 bolt mount, 4 wire w/ring terminals, 1995 Yamaha 225TUR, 1995-91 Yamaha 250TUR, 1995-91 Yamaha 250TXR, 1996 Yamaha S225TUR, 1996 Yamaha S250TUR, 1996-94 Yamaha L225TXR, 1996-91 Yamaha L250TXR, 1996-93 Yamaha L250TUR, 1995-94 Yamaha 225TXR, 1996 Yamaha S250TXR

BUYERS GUIDE

BUYERS GUIDE - TILT/TRIM MOTORS

YEAR MAKE / MODEL



1995 Yamaha 225TUR
 1995-94 Yamaha 225TXR
 1990 Yamaha 250ETX
 1995-91 Yamaha 250TUR
 1995-91 Yamaha 250TXR
 1996-95 Yamaha L225TUR
 1996-94 Yamaha L225TXR
 1990 Yamaha L250ETX
 1996-93 Yamaha L250TUR
 1996-91 Yamaha L250TXR
 1996 Yamaha S225TUR
 1996 Yamaha S225TXR
 1996 Yamaha S250TUR
 1996 Yamaha S250TXR

10832N

1994 Yamaha 40MLH, 1995-94 Yamaha C55ELR, 12 Volt, Tilt Trim, 2006-92 Yamaha 90TLR, 1996-92 Yamaha C85TLR, Fits Yamaha 1991-87 60-90HP, 1984 115HP 3 bolt mount, 3-Wire, Mtg. Flange 70.5mm, 4mm Thick Shaft, 1994 Yamaha 40ELR, 1994 Yamaha 40MJH, 1994 Yamaha 40MSH, 1994 Yamaha 40PLR, 1994 Yamaha 40TLR, 1994-92 Yamaha 50TLH, 1994-92 Yamaha P50TLR, 2001-96 Yamaha C60TLR, 1994 Yamaha 40ESR, 2001-97 Yamaha C90TLR, 1994 Yamaha 40EJR, 2001-92 Yamaha 90TJR, 2001-00 Yamaha C70TLR, 1999-97 Yamaha B90TLR, 1999-94 Yamaha C75TLR, 1999-92 Yamaha P60TLH, 1997 Yamaha C80TLR, 2006-92 Yamaha 70TLR, 1995-94 Yamaha C55TLR, 1999-96 Yamaha P75TLH, 2006-01 Yamaha 60TLR



1994 Yamaha 40EJR
 1994 Yamaha 40ELR
 1994 Yamaha 40ESR
 1994 Yamaha 40MJH
 1994 Yamaha 40MLH
 1994 Yamaha 40MSH
 1994 Yamaha 40PLR
 1994 Yamaha 40TLR
 1994-92 Yamaha 50TLH
 2006-01 Yamaha 60TLR
 2006-92 Yamaha 70TLR
 2001-92 Yamaha 90TJR
 2006-92 Yamaha 90TLR
 1999-97 Yamaha B90TLR
 1995-94 Yamaha C55ELR
 1995-94 Yamaha C55TLR
 2001-96 Yamaha C60TLR
 2001-00 Yamaha C70TLR
 1999-94 Yamaha C75TLR
 1997 Yamaha C80TLR
 1996-92 Yamaha C85TLR
 2001-97 Yamaha C90TLR
 1994-92 Yamaha P50TLR
 1999-92 Yamaha P60TLH
 1999-96 Yamaha P75TLH

YEAR MAKE / MODEL

10833N

2003-95 Yamaha 40-100 HP, 2001-00 Yamaha C40TLR, 2000 Yamaha F50TLR, 2000 Yamaha 50EJR, 2000 Yamaha 40TLR, 2000 Yamaha 40MJH, Fits 2005-95 40-50HP Yamaha engines, 2-Wire, ring terminals, 3-Bolt Mount, 12 Volt, Tilt Trim, 2001-00 Yamaha C50TLR, 2000 Yamaha T50TLR



2000 Yamaha 40MJH
 2000 Yamaha 40TLR
 2000 Yamaha 50EJR
 2003-95 Yamaha All Models
 2001-00 Yamaha C40TLR
 2001-00 Yamaha C50TLR
 2000 Yamaha F50TLR
 2000 Yamaha T50TLR

10834N

Fits 2 stroke and 4 stroke Yamaha outboard. 2004-01 F50, 2004-02 F60, 06-01 40TLR, 2009-03 50TLR. Long shaft, 2 wire w/ ring terminals, 12 Volt, Tilt Trim



2003-01 Yamaha All Models

10835N

1990-87 Yamaha PRO50L, 1991 Yamaha P50TLR, 1986-85 Yamaha 90ETL, 1986-85 Yamaha 70ETL, Fits 50-200 HP Yamaha engines with 3 bolt mount, 3-Wire, 68.3mm Mtg. Flange, 4mm Thick Shaft, 12 Volt, Tilt Trim, 1991 Yamaha 50TLH, 1990 Yamaha 50ETML



1990 Yamaha 50ETML
 1991 Yamaha 50TLH
 1986-85 Yamaha 70ETL
 1986-85 Yamaha 90ETL
 1991 Yamaha P50TLR
 1990-87 Yamaha PRO50L

10836N

Fits 1992-85 40-50HP Yamaha. 2-Wire, ring terminals, 4-Bolt Mount, 12 Volt, Tilt Trim




1992-85 Yamaha All Models

BUYERS GUIDE - TILT/TRIM MOTORS

YEAR MAKE / MODEL

10837N

Fits 1997-86 Suzuki DT150/200. 3-Wire, ring terminals, 3-Bolt Mount, 12 Volt, Tilt Trim



1997-86 Suzuki All Models

10838N

2003-90 Tohatsu, 12 Volt, Tilt Trim, 2003-90 Suzuki, 2-Wire, 3-Bolt Mount



2003-90 Suzuki All Models
2003-90 Tohatsu All Models

10839N


Fits 1973-69 Volvo Penta, 4 wire plug, 12 Volt, Tilt Trim



1973-69 Volvo Penta All Models

10840N

Fits Volvo Penta, 4 wire molded plug connector, 12 Volt, Tilt Trim



All Volvo Penta All Models

10841N

12 Volt, Tilt Trim, Fits Volvo Penta, 3 wire, flat spade ends




All Volvo Penta All Models

YEAR MAKE / MODEL

10844N

Fits 2008-98 Evinrude, 2005-98 Johnson, 2005-98 OMC with 75-250 HP FFI outboard engine. Female spade ends, 12 Volt, Tilt Trim



2008-98 Evinrude All Models
1998-On Johnson All Models
1998-On OMC All Models

10845N

2-Wire MOTOR ONLY for 10819N assembly for late model Volvo Penta with pump, 12 Volt, Tilt Trim



All Volvo Penta All Models

10847N


2005-95 Sea-Doo Jet Skis, 12 Volt, Tilt Trim



2005-95 Sea-Doo All Models

10851N


2008-01 Volvo Penta, 2-Wire MOTOR ONLY for 10856N assembly for late model Volvo/OMC-SX with Teleflex pump. 2.3" bolt centers, 12 Volt, Tilt Trim



2001-On Volvo Penta All Models

10853N

2000-96 Kawasaki JH1100 1100 Zxi A1-A5, 1998-97 Kawasaki JT900 900STX, 1998 Kawasaki JT750 750 STX C1, 1997-96 Kawasaki JH900 900 ZXI A1-A3, 2003-01 Kawasaki JH1100 1100 Zxi A6-A8, 1997-96 Kawasaki JH750 750 ZXI C1-C3, Fits Kawasaki Jet Skis, 12 Volt, Tilt Trim, 1997-96 Kawasaki JT750 STS, 1997-96 Kawasaki JH750 Super Sport XI F1-F2



2000-96 Kawasaki JH1100 1100 Zxi A1-A5
2003-01 Kawasaki JH1100 1100 Zxi A6-A8
1997-96 Kawasaki JH750 750 ZXI C1-C3
1997-96 Kawasaki JH750 Super Sport XI F1-F2

BUYERS GUIDE

BUYERS GUIDE - TILT/TRIM MOTORS

YEAR MAKE / MODEL

10853N - continued

1997-96 Kawasaki JH900 900 ZXI A1-A3
 1998 Kawasaki JT750 750 STX C1
 1997-96 Kawasaki JT750 STS
 1998-97 Kawasaki JT900 900STX

10855N

1999-97 Yamaha S130TXR, 1999-97 Yamaha S175TXR, 12 Volt, Tilt Trim, Fits Yamaha 2002-97 115HP, 2002-00 115HP 4 stroke, 2002-97 130HP, 150HP. 4 bolt mount, 2 wire, ring terminals, 1997 Yamaha 225TLR, 1998 Yamaha C115TR, 1999-97 Yamaha C150TLR, 1999-97 Yamaha D150TLR, 2000 Yamaha 175TXR, 1999-97 Yamaha S150TXR, 1999-97 Yamaha S130TLR, 1999-97 Yamaha L200TXR, 1999-97 Yamaha S115TXR, 1999-97 Yamaha S115TLR, 1999-97 Yamaha P200TLR, 1999-97 Yamaha P175TLR, 1999-97 Yamaha P150TLR, 1999-97 Yamaha S150TLR, 2000-97 Yamaha C115TLR, 1999-97 Yamaha L150TXR, 1999-98 Yamaha V225TLR, 1998-97 Yamaha 200TLR, 1999-98 Yamaha V200TLR, 1999-97 Yamaha C150TXR, 1999-98 Yamaha B115TLR, 2000 Yamaha 175TLR, 1999-97 Yamaha S200TXR, 2000 Yamaha V175TLR, 2000-97 Yamaha 150TJR, 2000-97 Yamaha 150TLR, 2000-97 Yamaha C115TXR, 2002-97 Yamaha 115TLR, 2001-97 Yamaha 115TJR, 2002-97 Yamaha 130TLR, 2002-00 Yamaha VX225TLR, 2002-00 Yamaha V150TLR, 2002-00 Yamaha 150TXR, 2002-00 Yamaha 130TXR, 2002-00 Yamaha 115TXR, 2001-97 Yamaha L130TXR, 2002-00 Yamaha VX200TLR



2001-97 Yamaha 115TJR
 2002-97 Yamaha 115TLR
 2002-00 Yamaha 115TXR
 2002-97 Yamaha 130TLR
 2002-00 Yamaha 130TXR
 2000-97 Yamaha 150TJR
 2000-97 Yamaha 150TLR
 2002-00 Yamaha 150TXR
 2000 Yamaha 175TLR
 2000 Yamaha 175TXR
 1998-97 Yamaha 200TLR
 1997 Yamaha 225TLR
 1999-98 Yamaha B115TLR
 2000-97 Yamaha C115TLR
 1998 Yamaha C115TR
 2000-97 Yamaha C115TXR
 1999-97 Yamaha C150TLR
 1999-97 Yamaha C150TXR
 1999-97 Yamaha D150TLR
 2001-97 Yamaha L130TXR
 1999-97 Yamaha L150TXR
 1999-97 Yamaha L200TXR
 1999-97 Yamaha P150TLR
 1999-97 Yamaha P175TLR
 1999-97 Yamaha P200TLR
 1999-97 Yamaha S115TLR
 1999-97 Yamaha S115TXR
 1999-97 Yamaha S130TLR
 1999-97 Yamaha S130TXR
 1999-97 Yamaha S150TLR
 1999-97 Yamaha S150TXR
 1999-97 Yamaha S175TXR
 1999-97 Yamaha S200TXR
 2002-00 Yamaha V150TLR
 2000 Yamaha V175TLR
 1999-98 Yamaha V200TLR
 1999-98 Yamaha V225TLR
 2002-00 Yamaha VX200TLR
 2002-00 Yamaha VX225TLR

YEAR MAKE / MODEL

10856N

2008-01 Volvo Penta SX, Fits late model Volvo/OMC-SX with Teleflex pump. 2.3" bolt centers. Complete w/ pump and reservoir, 12 Volt, Tilt Trim



2001 Volvo Penta All Models

10860N

2009-05 Yamaha F50TLR, 2009-05 Yamaha T60TLR, 2009-05 Yamaha T50TLR, 3 bolt mt. , 2-Wire w/ ring terminals, 12 Volt, Tilt Trim, 2009-05 Yamaha F60TLR, 2009-05 Yamaha F60TJR



2009-05 Yamaha F50TLR
 2009-05 Yamaha F60TJR
 2009-05 Yamaha F60TLR
 2009-05 Yamaha T50TLR
 2009-05 Yamaha T60TLR

10861N

2010-99 Suzuki DF50T 4-Stroke, 2010-99 Suzuki DF40T 4-Stroke, 2007-99 Suzuki DF40Q 4-Stroke, 2003-02 Honda BF40, Fits 2003-02 Honda 40-50HP, 2010-99 Suzuki 40-50HP 4 stroke engines. 4 Bolt-Mount, 2 wire w/female terminal, 12 Volt, Tilt Trim, 2007-99 Suzuki DF50Q 4-Stroke, 2003-02 Honda BF50



2003-02 Honda BF40
 2003-02 Honda BF50
 2007-99 Suzuki DF40Q 4-Stroke
 2010-99 Suzuki DF40T 4-Stroke
 2007-99 Suzuki DF50Q 4-Stroke
 2010-99 Suzuki DF50T 4-Stroke

10862N

2004-03 Yamaha F90TJR, 2004-03 Yamaha F75TLR, 2003-99 Yamaha F80TLR, 2003-99 Yamaha F100TXR, 2003-99 Yamaha F100TLR, 2000-99 Yamaha F80TXR, 12 Volt, Tilt Trim, 2004-03 Yamaha F90TLR, 2003-02 Yamaha F80TJR, Fits Yamaha 4 stroke engines. 4 bolt mount, 2 wire w/ring terminals



2003-99 Yamaha F100TLR
 2003-99 Yamaha F100TXR
 2004-03 Yamaha F75TLR
 2003-02 Yamaha F80TJR
 2003-99 Yamaha F80TLR
 2000-99 Yamaha F80TXR
 2004-03 Yamaha F90TJR

BUYERS GUIDE - TILT/TRIM MOTORS

YEAR MAKE / MODEL

YEAR MAKE / MODEL

10862N - *continued*

2004-03 Yamaha F90TLR

BUYERS GUIDE

BUYERS GUIDE - DISTRIBUTOR

MAKE / MODEL

DST1454



1993-85 Chevrolet Marine Engines 2.5L (151cid) 4 Cyl.

MAKE / MODEL

DST1639



2007-96 Chevrolet Marine Engines 4.3L (262cid) 6 Cyl.

DST1609



1953 Chevrolet Marine Engines 3.5L (217cid) 6 Cyl.
 1962-53 Chevrolet Marine Engines 3.8L (235cid) 6 Cyl.
 1962-55 Chevrolet Marine Engines 3.9L (235cid) 6 Cyl.
 1962-54 Chevrolet Marine Engines 4.3L (261cid) 6 Cyl.
 1962-56 Chevrolet Marine Engines 4.4L (270cid) 6 Cyl.

DST1829



2002-96 Chevrolet Marine Engines 5.7L (350cid) 8 Cyl.

DST1635



1995-85 Chevrolet Marine Engines 4.3L (262cid) 6 Cyl.

DST1830



1995-87 Chevrolet Marine Engines 5.0L (305cid) 8 Cyl.
 1995-87 Chevrolet Marine Engines 5.7L (350cid) 8 Cyl.
 1996-90 Chevrolet Marine Engines 6.0L (366cid) 8 Cyl.
 1996-90 Chevrolet Marine Engines 7.0L (427cid) 8 Cyl.
 1997-87 Chevrolet Marine Engines 7.4L (454cid) 8 Cyl.

DST1636



1995 Chevrolet Marine Engines 4.3L (262cid) 6 Cyl.

DST1831




1993-91 Chevrolet Marine Engines 5.0L (305cid) 8 Cyl.
 1993-91 Chevrolet Marine Engines 5.7L (350cid) 8 Cyl.

BUYERS GUIDE

BUYERS GUIDE - DISTRIBUTOR

MAKE / MODEL

DST1833



1996-94 Chevrolet Marine Engines 4.3L (265cid) 8 Cyl.
1997-94 Chevrolet Marine Engines 5.7L (350cid) 8 Cyl.

DST1835



1957-55 Chevrolet Marine Engines 4.3L (265cid) 8 Cyl.
1967-57 Chevrolet Marine Engines 4.6L (283cid) 8 Cyl.
1969-68 Chevrolet Marine Engines 4.9L (302cid) 8 Cyl.
1969-68 Chevrolet Marine Engines 5.0L (302cid) 8 Cyl.
1973-68 Chevrolet Marine Engines 5.0L (307cid) 8 Cyl.
1969-62 Chevrolet Marine Engines 5.3L (327cid) 8 Cyl.
1969-64 Chevrolet Marine Engines 5.4L (327cid) 8 Cyl.
1974-67 Chevrolet Marine Engines 5.7L (350cid) 8 Cyl.
1970-65 Chevrolet Marine Engines 6.5L (396cid) 8 Cyl.
1974-70 Chevrolet Marine Engines 6.6L (400cid) 8 Cyl.
1974-70 Chevrolet Marine Engines 6.6L (402cid) 8 Cyl.
1969-66 Chevrolet Marine Engines 7.0L (427cid) 8 Cyl.
1975-70 Chevrolet Marine Engines 7.4L (454cid) 8 Cyl.

DST2700



1995-93 Ford Marine Engines 5.8L (351cid) 8 Cyl.

MAKE / MODEL

DST2880



1991-85 Ford Marine Engines 5.0L (302cid) 8 Cyl.

DST2886



1997-88 Ford Marine Engines 7.5L (460cid) 8 Cyl.

DST2890



1996-92 Ford Marine Engines 5.0L (302cid) 8 Cyl.

DST2891



1997-92 Ford Marine Engines 5.8L (351cid) 8 Cyl.

BUYERS GUIDE

BUYERS GUIDE - DISTRIBUTOR

MAKE / MODEL

DST3801



2003-98 Chrysler Marine Engines 5.2L (318cid) 8 Cyl.
 2003-98 Chrysler Marine Engines 5.9L (360cid) 8 Cyl.

DST3820



1969-64 Chrysler Marine Engines 4.5L (273cid) 8 Cyl.
 1973-61 Chrysler Marine Engines 5.2L (318cid) 8 Cyl.
 1972-68 Chrysler Marine Engines 5.6L (340cid) 8 Cyl.
 1973-70 Chrysler Marine Engines 5.9L (360cid) 8 Cyl.
 1961 Chrysler Marine Engines 5.9L (361cid) 8 Cyl.

DST3850



1989-77 Chrysler Marine Engines 5.2L (318cid) 8 Cyl.
 1983-77 Chrysler Marine Engines 5.9L (360cid) 8 Cyl.

DST3890



MAKE / MODEL

DST3890 - continued

1989-72 Chrysler Marine Engines 5.2L (318cid) 8 Cyl.
 1973-72 Chrysler Marine Engines 5.6L (340cid) 8 Cyl.
 1989 Chrysler Marine Engines 5.9L (359cid) 6 Cyl.
 1989-72 Chrysler Marine Engines 5.9L (360cid) 8 Cyl.

DST3899




1997-92 Chrysler Marine Engines 5.2L (318cid) 8 Cyl.
 1996-94 Chrysler Marine Engines 5.9L (359cid) 6 Cyl.
 1997-93 Chrysler Marine Engines 5.9L (360cid) 8 Cyl.

BUYERS GUIDE - IGNITION COIL


MAKE / MODEL

CDR37



1995-85 Chevrolet Marine Engines 6 Cyl. 4.3L 262cid
 1995-94 Chevrolet Marine Engines 8 Cyl. 4.3L 265cid
 1995-87 Chevrolet Marine Engines 8 Cyl. 5.0L 305cid
 1995-87 Chevrolet Marine Engines 8 Cyl. 5.7L 350cid
 1997-87 Chevrolet Marine Engines 8 Cyl. 7.4L 454cid

CFD478



1995-84 Ford Marine Engines 6 Cyl. 3.8L 232cid
 1996-84 Ford Marine Engines 6 Cyl. 4.9L 300cid
 1995-84 Ford Marine Engines 8 Cyl. 5.0L 302cid
 1997-84 Ford Marine Engines 8 Cyl. 5.8L 351cid
 1997-84 Ford Marine Engines 8 Cyl. 7.5L 460cid

CUC12




1967-65 Chevrolet Marine Engines 6 Cyl. 3.7L 225cid
 1970-65 Chevrolet Marine Engines 6 Cyl. 3.8L 230cid
 1976-65 Chevrolet Marine Engines 6 Cyl. 4.1L 250cid
 1976-65 Chevrolet Marine Engines 6 Cyl. 4.8L 292cid
 1975-76 Chevrolet Marine Engines 8 Cyl. 4.3L 260cid
 1975-76 Chevrolet Marine Engines 8 Cyl. 4.3L 262cid
 1967-65 Chevrolet Marine Engines 8 Cyl. 4.6L 283cid
 1967-65 Chevrolet Marine Engines 8 Cyl. 4.9L 300cid
 1969-67 Chevrolet Marine Engines 8 Cyl. 4.9L 302cid
 1976 Chevrolet Marine Engines 8 Cyl. 5.0L 305cid
 1973-68 Chevrolet Marine Engines 8 Cyl. 5.0L 307cid
 1967-65 Chevrolet Marine Engines 8 Cyl. 5.3L 326cid
 1969-65 Chevrolet Marine Engines 8 Cyl. 5.4L 327cid
 1967-65 Chevrolet Marine Engines 8 Cyl. 5.4L 330cid

MAKE / MODEL

CUC12 - continued

1967-66 Chevrolet Marine Engines 8 Cyl. 5.6L 340cid
 1976-68 Chevrolet Marine Engines 8 Cyl. 5.7L 350cid
 1967-66 Chevrolet Marine Engines 8 Cyl. 6.0L 366cid
 1966-65 Chevrolet Marine Engines 8 Cyl. 6.4L 389cid
 1970-65 Chevrolet Marine Engines 8 Cyl. 6.5L 396cid
 1976-68 Chevrolet Marine Engines 8 Cyl. 6.6L 400cid
 1966-65 Chevrolet Marine Engines 8 Cyl. 6.6L 401cid
 1972-70 Chevrolet Marine Engines 8 Cyl. 6.6L 402cid
 1965 Chevrolet Marine Engines 8 Cyl. 6.7L 409cid
 1965-66 Chevrolet Marine Engines 8 Cyl. 6.9L 421cid
 1967-63 Chevrolet Marine Engines 8 Cyl. 7.0L 425cid
 1969-66 Chevrolet Marine Engines 8 Cyl. 7.0L 427cid
 1969-67 Chevrolet Marine Engines 8 Cyl. 7.0L 428cid
 1967-65 Chevrolet Marine Engines 8 Cyl. 7.0L 429cid
 1969-67 Chevrolet Marine Engines 8 Cyl. 7.0L 430cid
 1976-70 Chevrolet Marine Engines 8 Cyl. 7.4L 454cid
 1976-68 Chevrolet Marine Engines 8 Cyl. 7.5L 455cid
 1974-68 Chevrolet Marine Engines 8 Cyl. 7.7L 472cid
 1976-70 Chevrolet Marine Engines 8 Cyl. 8.2L 500cid
 1969-65 Chrysler Marine Engines 6 Cyl. 2.8L 170cid
 1974-70 Chrysler Marine Engines 6 Cyl. 3.2L 198cid
 1978-65 Chrysler Marine Engines 6 Cyl. 3.7L 225cid
 1968-65 Chrysler Marine Engines 6 Cyl. 4.1L 250cid
 1977-71 Chrysler Marine Engines 6 Cyl. 4.2L 258cid
 1969-65 Chrysler Marine Engines 8 Cyl. 4.5L 273cid
 1977-71 Chrysler Marine Engines 8 Cyl. 5.0L 304cid
 1978-65 Chrysler Marine Engines 8 Cyl. 5.2L 318cid
 1973-68 Chrysler Marine Engines 8 Cyl. 5.6L 340cid
 1977-68 Chrysler Marine Engines 8 Cyl. 5.9L 360cid
 1971-65 Chrysler Marine Engines 8 Cyl. 5.9L 361cid
 1971-65 Chrysler Marine Engines 8 Cyl. 6.3L 383cid
 1978-72 Chrysler Marine Engines 8 Cyl. 6.6L 400cid
 1970-65 Chrysler Marine Engines 8 Cyl. 7.0L 426cid
 1978-65 Chrysler Marine Engines 8 Cyl. 7.2L 440cid

CUF271



2005-99 Chevrolet Marine Engines 8 Cyl. 5.3L 323cid
 2007-99 Chevrolet Marine Engines 8 Cyl. 6.0L 364cid
 2000 Chevrolet Marine Engines 8 Cyl. 6.5L 395cid
 2007-03 Chevrolet Marine Engines 8 Cyl. 8.1L 496cid

BUYERS GUIDE - IGNITION COIL

MAKE / MODEL


MAKE / MODEL

CUF311



2005-02 Honda 4 Cyl. 2.0L 1998cc
2005-04 Honda 4 Cyl. 2.2L 2157cc
2006-02 Honda 4 Cyl. 2.4L 2354cc

CUF50



1989-88 Chrysler Marine Engines 4 Cyl. 2.2L 132cid
1990-87 Chrysler Marine Engines 4 Cyl. 2.5L 150cid
1992-88 Chrysler Marine Engines 6 Cyl. 3.0L 182cid
1990-87 Chrysler Marine Engines 6 Cyl. 4.0L 242cid

BUYERS GUIDE - IGNITION WIRE SET

MAKE / MODEL

ISL001M



- All Flagship 4.3L (262cid) V6
- All Indmar 4.3L (262cid) V6
- All Marine Power 4.3L (262cid) V6
- All Mastercraft 4.3L (262cid) V6
- All Mercruiser 185cid V6
- All Mercruiser 229cid V6
- 1990-85 Outboard Marine Corp. - OMC 4.3L (262cid) V6
- 1989 Outboard Marine Corp. - OMC 4.3L (262cid) V6 King Cobra
- All Volvo AQ175A V6
- All Volvo AQ205A V6

ISL002M




- All Mercruiser 5.7L SKI 8 Cyl.
- 1980-78 Outboard Marine Corp. - OMC 185cid 8 Cyl.
- 1978-76 Outboard Marine Corp. - OMC 225cid 8 Cyl.
- 1981-79 Outboard Marine Corp. - OMC 230cid 8 Cyl.
- 1976 Outboard Marine Corp. - OMC 230cid IB LH 8 Cyl.
- 1981-79 Outboard Marine Corp. - OMC 260cid 8 Cyl.
- 1976 Outboard Marine Corp. - OMC 260cid IB RH 8 Cyl.
- 1976 Outboard Marine Corp. - OMC 260cid LH 8 Cyl.
- 1982-79 Outboard Marine Corp. - OMC 305cid IB LH 8 Cyl.
- 1982-77 Outboard Marine Corp. - OMC 305cid IB RH 8 Cyl.
- 1989 Outboard Marine Corp. - OMC 350cid 8 Cyl. King Cobra
- 1982-77 Outboard Marine Corp. - OMC 350cid IB RH 8 Cyl.
- 1982-79 Outboard Marine Corp. - OMC 454cid IB 8 Cyl.
- 1988-82 Outboard Marine Corp. - OMC 5.0L 8 Cyl.
- 1989-82 Outboard Marine Corp. - OMC 5.7L 8 Cyl.
- 1988 Outboard Marine Corp. - OMC 5.7L 8 Cyl. King Cobra
- All Volvo AQ190A 8 Cyl.
- All Volvo AQ200B-F 8 Cyl.
- All Volvo AQ211A 8 Cyl.
- All Volvo AQ231A 8 Cyl.
- All Volvo AQ231B 8 Cyl.
- All Volvo AQ240A 8 Cyl.
- All Volvo AQ255A-F 8 Cyl.
- All Volvo AQ255B 8 Cyl.
- All Volvo AQ255D 8 Cyl.
- All Volvo AQ260A 8 Cyl.
- All Volvo AQ260B 8 Cyl.
- All Volvo AQ271A-D 8 Cyl.
- All Volvo AQ290A 8 Cyl.
- All Volvo AQ311 A 8 Cyl.

MAKE / MODEL

ISL002M - continued

- All Volvo AQ311 B 8 Cyl.
- All Volvo BB225A-C 8 Cyl.
- All Volvo BB231A 8 Cyl.
- All Volvo BB260A-C 8 Cyl.
- All Volvo BB261A 8 Cyl.

ISL004M



- All Mercruiser 260cid TR 8 Cyl.
- All Mercruiser 305cid LH 8 Cyl.
- All Mercruiser 305cid RH 8 Cyl.
- All Mercruiser 320cid EFI 8 Cyl.
- All Mercruiser 330cid TR 8 Cyl.
- All Mercruiser 350cid LH 8 Cyl.
- All Mercruiser 350cid MAG 8 Cyl.
- All Mercruiser 350cid RH 8 Cyl.
- All Mercruiser 420cid 8 Cyl.
- All Mercruiser 454cid 8 Cyl.
- All Mercruiser 454cid MAG 8 Cyl.
- All Mercruiser 5.0L 8 Cyl.
- All Mercruiser 5.0L IB 8 Cyl.
- All Mercruiser 5.7L 8 Cyl.
- All Mercruiser 5.7L IB 8 Cyl.
- All Mercruiser 7.4L 8 Cyl.
- All Mercruiser 7.4L IB 8 Cyl.

ISL011M



- All Flagship 3.0L (181cid) 4 Cyl.
- All Indmar 3.0L (181cid) 4 Cyl.
- All Marine Power 3.0L (181cid) 4 Cyl.
- All Mastercraft 3.0L (181cid) 4 Cyl.
- All Mercruiser Various 4 Cyl.
- All Outboard Marine Corp. - OMC 3.0L HO 4 Cyl.

BUYERS GUIDE

BUYERS GUIDE - IGNITION WIRE SET

MAKE / MODEL

MAKE / MODEL

ISL100M




- All Flagship 3.0L (181cid) 4 Cyl.
- All Indmar 3.0L (181cid) 4 Cyl.
- All Marine Power 3.0L (181cid) 4 Cyl.
- All Mastercraft 3.0L (181cid) 4 Cyl.
- All Mercruiser 120 (153cid) 4 Cyl.
- All Mercruiser 140 (181cid) 4 Cyl.
- 1973-72 Outboard Marine Corp. - OMC 100 4 Cyl.
- 1964 Outboard Marine Corp. - OMC 110 4 Cyl.
- 1981-65 Outboard Marine Corp. - OMC 120 (153cid) 4 Cyl.
- 1981-74 Outboard Marine Corp. - OMC 140 (181cid) 4 Cyl.
- 1973 Outboard Marine Corp. - OMC 140 (181cid) Jet 4 Cyl.
- 1986-82 Outboard Marine Corp. - OMC 2.5L 4 CYL.
- 1969-68 Outboard Marine Corp. - OMC 80 4 Cyl.

BUYERS GUIDE - MODULE, IGNITION

MAKE / MODEL

MAKE / MODEL

DM1965



- All Flagship Various
- All Indmar Various
- All Marine Power Various
- All Mastercraft Various
- All Mercruiser Various
- All Outboard Marine Corp. - OMC Various
- All Volvo Various

DM579




- 1997 Chevrolet Marine Engines
- 1996 Chevrolet Marine Engines
- 2006-95 Chevrolet Marine Engines 6 Cyl. 4.3L 262cid
- 2002-96 Chevrolet Marine Engines 8 Cyl. 5.0L 305cid
- 2002-96 Chevrolet Marine Engines 8 Cyl. 5.7L 350cid
- 2000-96 Chevrolet Marine Engines 8 Cyl. 7.4L 454cid

BUYERS GUIDE - SENSOR, MAP

MAKE / MODEL

MAKE / MODEL

MAP1101



- 1989-85 Chevrolet Marine Engines 6 Cyl. 2.8L 173cid
- 1992-85 Chevrolet Marine Engines 6 Cyl. 3.0L 181cid
- 2004-89 Chevrolet Marine Engines 6 Cyl. 3.1L 189cid
- 1985-84 Chevrolet Marine Engines 6 Cyl. 4.3L 260cid
- 1995-85 Chevrolet Marine Engines 6 Cyl. 4.3L 262cid
- 1995-84 Chevrolet Marine Engines 8 Cyl. 5.0L 305cid
- 1990-87 Chevrolet Marine Engines 8 Cyl. 5.0L 307cid
- 1997-84 Chevrolet Marine Engines 8 Cyl. 5.7L 350cid
- 1999-94 Chevrolet Marine Engines 8 Cyl. 6.5L 395cid
- 1997-88 Chevrolet Marine Engines 8 Cyl. 7.4L 454cid
- 1995-87 Chrysler Marine Engines 6 Cyl. 4.0L 242cid
- 1990-86 Chrysler Marine Engines 6 Cyl. 4.2L 258cid
- 1988-86 Chrysler Marine Engines 8 Cyl. 5.9L 360cid

MAP1112




- 2006-96 Chevrolet Marine Engines 6 Cyl. 3.8L 231cid
- 2007-96 Chevrolet Marine Engines 6 Cyl. 4.3L 262cid
- 2003-95 Chevrolet Marine Engines 8 Cyl. 4.0L 244cid
- 2009-95 Chevrolet Marine Engines 8 Cyl. 4.6L 281cid
- 2008-04 Chevrolet Marine Engines 8 Cyl. 4.8L 294cid
- 2002-84 Chevrolet Marine Engines 8 Cyl. 5.0L 305cid
- 2005-99 Chevrolet Marine Engines 8 Cyl. 5.3L 323cid
- 2008-06 Chevrolet Marine Engines 8 Cyl. 5.3L 325cid
- 2002-96 Chevrolet Marine Engines 8 Cyl. 5.7L 350cid
- 2008-99 Chevrolet Marine Engines 8 Cyl. 6.0L 364cid
- 2000-96 Chevrolet Marine Engines 8 Cyl. 7.4L 454cid
- 2007-01 Chevrolet Marine Engines 8 Cyl. 8.1L 496cid

BUYERS GUIDE - WATER PUMP

MAKE / MODEL

WP307M




1973-67 Chrysler Marine Engine 273 cid Eng.
 1989-67 Chrysler Marine Engine 318 cid Eng.
 1973-67 Chrysler Marine Engine 340 cid Eng.
 1987-74 Chrysler Marine Engine 360 cid Eng.

WP415M




1997-80 Chevrolet Marine Engine 454 cid Eng.

WP425M



2006-01 Chevrolet Marine Engine 496 cid Eng.

WP447M



1989-63 Chevrolet Marine Engine 4 & 6 Cyl. Eng.


MAKE / MODEL

WP453ML



1964-63 Chevrolet Marine Engine 283 cid Eng.
 2007-80 Chevrolet Marine Engine 350 cid Eng.

WP520M




1968-63 Ford Marine Engine 289 cid Eng.
 1995-70 Ford Marine Engine 302 cid Eng.
 1995-71 Ford Marine Engine 351 cid Eng.

BUYERS GUIDE

BUYERS GUIDE - BATTERY ISOLATORS


MAKE / MODEL

2-75




- Neg. Grd., 2-Batteries, 1-Alternator, 75 Amp Max. Alternator Output
- Dual Battery Systems w/ 75A Max. Charging Systems (except Delco CS Series)
- Transpo
- Blue aluminum finned heat sink

2-100



- Neg. Grd., 2-Batteries, 1-Alternator, 100 Amp Max. Alternator Output
- Dual Battery Systems w/ 100A Max. Charging Systems (except Delco CS Series)
- Transpo
- Blue aluminum finned heat sink

2-100A



- Neg. Grd., 2-Batteries, 1-Alternator, 100 Amp Max. Alternator Output
- Dual Battery Systems w/ 100A Max. Charging Systems w/ Delco CS Series Alternators
- Transpo
- Blue aluminum finned heat sink

MAKE / MODEL

2-12140B



- Neg. Grd., 2-Batteries, 1-Alternator, 140 Amp Max. Alternator Output
- Dual Battery Systems w/ 140A Max. Charging Systems
- Transpo
- Dual battery sensing

2-12140C-2



- Neg. Grd., 2-Batteries, 1-Alternator, 140 Amp Max. Alternator Output
- Dual Battery Systems w/ 140A Max. Charging Systems
- Transpo
- Dual battery sensing

2-130




- Neg. Grd., 2-Batteries, 1-Alternator, 130 Amp Max. Alternator Output
- Dual Battery Systems w/ 130A Max. Charging Systems (except Delco CS Series)
- Transpo
- Blue aluminum finned heat sink

BUYERS GUIDE

BUYERS GUIDE - BATTERY ISOLATORS

MAKE / MODEL


2-130A



- Neg. Grd., 2-Batteries, 1-Alternator, 130 Amp Max. Alternator Output
- Dual Battery Systems w/ 130A Max. Charging Systems w/ Delco CS Series Alternators
- Transpo
- Blue aluminum finned heat sink

MAKE / MODEL

2-240



- Neg. Grd., 2-Batteries, 1-Alternator, 240 Amp Max. Alternator Output
- Dual Battery Systems w/ 240A Max. Charging Systems
- Transpo
- Blue aluminum finned heat sink

2-165




- Neg. Grd., 2-Batteries, 1-Alternator, 165 Amp Max. Alternator Output
- Dual Battery Systems w/ 165A Max. Charging Systems
- Transpo
- Blue aluminum finned heat sink

2-24100C-2




- Neg. Grd., 2-Batteries, 1-Alternator, 100 Amp Max. Alternator Output
- Dual Battery Systems w/ 100A Max. Charging Systems
- Smart Battery Isolator for 24V application with Rocker Switch
- Transpo

2-200



- Neg. Grd., 2-Batteries, 1-Alternator, 200 Amp Max. Alternator Output
- Dual Battery Systems w/ 200A Max. Charging Systems
- Transpo
- Blue aluminum finned heat sink

2-75A



- Neg. Grd., 2-Batteries, 1-Alternator, 75 Amp Max. Alternator Output
- Dual Battery Systems w/ 75A Max. Charging Systems w/ Delco CS Series Alternators
- Transpo
- Blue aluminum finned heat sink

BUYERS GUIDE

BUYERS GUIDE - BATTERY ISOLATORS

MAKE / MODEL


MAKE / MODEL

3-130



- Neg. Grd., 3-Batteries, 1-Alternator, 130 Amp Max. Alternator Output
- Three Battery Systems w/ 130A Max. Charging Systems
- Transpo
- Blue aluminum finned heat sink

3-165




- Neg. Grd., 3-Batteries, 1-Alternator, 165 Amp Max. Alternator Output
- Three Battery Systems w/ 165A Max. Charging Systems
- Transpo
- Blue aluminum finned heat sink

BUYERS GUIDE - HARDWARE

MAKE / MODEL

MAKE / MODEL

79-11103



- Starter Mounting Bolt Kit
- Delco PG260M Series PMGR Starters
- Hex washer head, 9/16 drive
- Grade 8

85-1405-1




- Battery Terminal Extension Stud - Stainless Steel
- Delco PG260M Series PMGR Starters

BUYERS GUIDE - MARINE RELAYS / FUSES

MAKE / MODEL

67-728




- 30 Amp/12 Volt
- Replaces - OMC 582473

WFU001M




- Mercury 110 Amp Fuse Assembly
- Replaces - Mercury 88-79023A10

WRL-005



- Volvo 30 Amp/12 Volt
- Volvo: 841177-9, 872272-0


WRL-006



- Mercury 30 Amp/12 Volt
- Mercury: 87-18211

MAKE / MODEL

WRL-007



- Volvo 30 Amp/12 Volt
- Volvo 831725-7, 15044952-1, 876039-9

BUYERS GUIDE - REGULATORS / RECTIFIERS

MAKE / MODEL

MR103



- OMC Outboards
- 25A Diodes
- Replaces - OMC 580841, 581305, 582307, 582399, 583408

MR104



- OMC Outboards
- 25A Diodes
- Replaces - OMC 173692, 581778, 582304, 583940


MR351



- Mercury Marine Outboards
- 25A Diodes
- Replaces - MERCMARINE 62351A1, 62351A2, 816770, 816770T

MAKE / MODEL

TRR3072



- 12 Volt, Series-Type, 14.4 Vset
- Replaces - MERCMARINE 815279-3, 815279-5, 815279T, 830179-2, 830179T, 854515, 856748, 883072, 883072T

BUYERS GUIDE

BUYERS GUIDE - SOLENOIDS

MAKE / MODEL

66-100-CA




- 12 Volt, 4-Terminal
- Delco 5MT, 10MT, 27MT, SD200, SD250, SD300 Series DD, 15GR Series OSGR Starters
- Cadmium-plated movable contact to help prevent contacts from sticking. Ideal for diesel applications
- Replaces - DELCO D911A, D913A, D983, D984, FORD E3PZ-11390-A, SWG1957

66-101-CA



- 12 Volt, 4-Terminal
- Delco 5MT, 8MT, 10MT, 20MT, 25MT, 27MT, SD200, SD300 Series DD Starters
- Cadmium-plated movable contact to help prevent contacts from sticking. Ideal for diesel applications
- Replaces - DELCO D1145, D1323, D1456, D914, D930, D931, D932, D933, D934, D942, D943, D948, D952, D956, D958, D960, D965, D966, D967, D968, D969, D974, D975, D977, D978, D979, D981, D982, D992


66-106-C



- 12 Volt, 4-Terminal, Insulated Base
- Delco 40MT, 50MT Series DD Starters
- Copper stationary contacts
- Replaces - CASE A47931, CAT 2N-1973, 3T-5045, 7L-6586, 9X-8236, CUMMINS 3603870RX, 3604230RX, DELCO 1115556, 1115606


MAKE / MODEL

66-107




- 24 Volt, 4-Terminal, Insulated Base
- Delco 40MT, 50MT Series DD Starters
- Silver stationary contacts
- Replaces - CAT 1P-9181, 3T-3421, 3T-4704, 3T-8633, 4M-1813, 6N-5123, 7N-9236, 7T8854, 8L-5071, 8L-5091, 9X-0332, CUMMINS 3603869RX, 3604231RX, DELCO 1115544, 1115547, 1115548, 1115557, 1115559, 1115574, 1115576, 1115607, 1115646, 1115647, FORD CUTZ-11390-A, E1HZ-11390-B

66-109



- 24 Volt, 4-Terminal, Insulated Base
- Delco 40MT, 50MT Series DD Starters
- Silver stationary contacts
- Replaces - CAT 4M-1812, 4R-7057, 7T-8858, DELCO 1115526, 1119804, 1119832, 1119848, 1119849, FORD C4TZ-11390-A

66-110




- 12 Volt, 4-Terminal, Insulated Base
- Delco 40MT, 50MT Series DD Starters
- Replaces - CASE 201326-T1, CAT 2N-1973, 3T-5068, 5L-8735, 7L-6586, DELCO 1119835, 1119853, 1119862, 1119879, 1119895, FORD C3TZ-11390-A, SW1287, SWG1727, SZ667, JOHNDEERE AR102755, MACK 2132-1115561, 2132-1119862, MASSEYFERG 1022-622-M91, 1040-880-M91, 1903-165-M91

BUYERS GUIDE - SOLENOIDS


MAKE / MODEL

66-113




- 12 Volt, 4-Terminal, Insulated Base
- Delco 42MT Series DD Starters
- Replaces - CUMMINS 3604649RX, DELCO 10456393, 1115593, 1115645, FORD E6HZ-11390-C, SW2195, WHITE 82201-5004, V1117553

66-114



- 24 Volt, 4-Terminal, Insulated Base
- Delco 42MT Series DD Starters
- Silver stationary contacts
- Replaces - CAT 7T-0258, 7X-1955, 9X-9511, CUMMINS 3604650RX, DELCO 1115595, 1115601, 1115608, D901A, D912A, WHITE V1117554

66-125



- 12 Volt, 4-Terminal
- Delco PG200, PG250 Series PMGR Starters
- Designed w/ 3 mounting holes for installation on PMGR starters
- Replaces - DELCO 10467985, 1114580, 1114581


MAKE / MODEL

66-133



- 12 Volt, 4-Terminal
- Delco PG260F1, PG260G, PG260L, PG260M Series PMGR Starters
- Replaces - DELCO 1114583, 1114595

66-205



- 12 Volt, 3-Terminal
- Ford PMGR Starters
- Suppression diode
- Replaces - FORD E2VU-11390-AA, E90Z-11390-A, E9OF-11390-AA, E9OF-11390-BA, E9OZ-11390-A, E9OZ-11390-B, F02F-11390-AA, F02U-11390-AA, F02Z-11390-A, F0OU-11390-AA, F3CU-11390-AA, F3CZ-11390-A, F3VU-11390-AA, F3VY-11390-A, F3VY-11390-B, F4DU-11390-AA, F4DZ-11390-A, SW2188, SW2207, SW2245, SW2502A, SW5038

66-208



- 12 Volt, 3-Terminal
- Ford PMGR, PMGR External Thru Bolt Starters
- Late style M6 x 1.0 threaded S-terminal post
- Replaces - FORD E2VU-11390-AA, E90Z-11390-A, E9OF-11390-AA, E9OF-11390-BA, E9OZ-11390-A, E9OZ-11390-B, F02F-11390-AA, F02U-11390-AA, F02Z-11390-A, F0OU-11390-AA, F3CU-11390-AA, F3CZ-11390-A, F3VU-11390-AA, F3VY-11390-A, F3VY-11390-B, F4DU-11390-AA, F4DZ-11390-A, F6VU-11390-AA, F6VZ-11390-A, F6VZ-11390-AA, SW2188, SW2207, SW2245, SW2502A, SW5038, SW5112

BUYERS GUIDE

BUYERS GUIDE - SOLENOIDS

MAKE / MODEL

66-8386




- 12 Volt, 4-Terminal
- Mando Marine PMGR Starters

66-8405



- 12 Volt, 3-Terminal
- Delco 28MT Series OSGR Starters
- Replaces - DELCO 10456454, NIKKO 0-47100-4100, 0-47100-4160, 0-47100-4390

66-9421-1



- 12 Volt, 4-Terminal
- Valeo OSGR Starters
- Replaces - VALEO 102295, 184227, 594054, VOLVOPENTA 859618-1


MAKE / MODEL

67-701



- 12 Volt, 4-Terminal, Grounded Base
- Epoxy coils
- Replaces - MERCMARINE 47886, 47886T, OMC 380095, 383622, 389398, 389493, 395419, 582708, 586180

67-710



- 12 Volt, 4-Terminal, Isolated Base
- Replaces - MERCMARINE 89-68258, 89-68258A4, PRESTOLITE 15-400, SAZ4201AHY, SAZ5201AHY, VOLVOPENTA 852565

67-713




- 12 Volt, 4-Terminal, Grounded Base
- Copper contact terminals
- Replaces - MERCMARINE 89-76416A1, OMC 985064, PRESTOLITE SAZ-4201DCY

BUYERS GUIDE - SOLENOIDS


MAKE / MODEL

67-714




- 12 Volt, 3-Terminal
- Copper contact terminals
- Replaces - OMC 584128, 985063, PRESTOLITE SAZ4201DDY, VOLVOPENTA 985063

67-715



- 12 Volt, 3-Terminal, Grounded Base
- Replaces - OMC 979774


67-718



- 12 Volt, 4-Terminal, Isolated Base
- Copper contact terminals
- Replaces - DELCO 1114206, 1119828, 1477, 1486, MERCMARINE 25661, 25661-1, 25661T1, 8761053, 8915857, 8976545, OMC 378444, 508905, PRESTOLITE 15-137, 15-150, 15-164, 15-274, 15-275, 15-295, 15-340, 15-348, 15-351, 15-368, 15-391, 15-415, 15-418, 15-441, 15-451, 15-457, 15-5C, 15-6, 15-66, 15-72, SAE-4003M, SAS-4206, SAS-5202C, SAW-4205, SAW-4206, SAW-4206M, SAW-4221Y, SAW-5203, SAZ-4201AB, SAZ-4201ABY, SAZ-4201AP, SAZ-4201BC, SAZ-4201BR, SAZ-4201CJ, SAZ-4201DUY, SWX-72, UNITEDTECH 8890-3, SO-51177


MAKE / MODEL

67-718-1




- 12 Volt, 4-Terminal, Isolated Base
- Replaces - CHRYSLER 1658883, CH-2336, DELCO 1114206, 1119828, 1477, 1486, MERCMARINE 25661, 25661-1, 25661T1, 8761053, 8915857, 8976545, OMC 378444, 508905, PRESTOLITE 15-137, 15-150, 15-164, 15-274, 15-275, 15-295, 15-340, 15-348, 15-351, 15-368, 15-391, 15-415, 15-418, 15-441, 15-451, 15-457, 15-5C, 15-6, 15-66, 15-72, SAE-4003M, SAS-4206, SAS-5202C, SAW-4205, SAW-4206, SAW-4206M, SAW-4221Y, SAW-5203, SAZ-4201AB, SAZ-4201ABY, SAZ-4201AP, SAZ-4201BC, SAZ-4201BR, SAZ-4201CJ, SAZ-4201DUY, SWX-72, UNITEDTECH 8890-3, SO-51177

67-725



- 12 Volt, 4-Terminal, Isolated Base
- Replaces - MERCMARINE 89-818999A1, 89-818999A2, 89-825842A1, 89-850188A1, 89-850188T1

67-729



- 12 Volt, 4-Terminal, Isolated Base
- Replaces - MERCMARINE 89-818864, 89-818864T

BUYERS GUIDE

BUYERS GUIDE - SOLENOIDS

MAKE / MODEL


MAKE / MODEL

67-730




- 12 Volt, 4-Terminal, Isolated Base
- Replaces - MERCMARINE 89-818997A1, 89-818997A2, 89-818997T1, 89-818998A1, 89-818998A2, 89-850187A1, 89-850187T1, YAMAHA 65W-81941-00-00

67-731



- 12 Volt, 4-Terminal, Isolated Base
- Replaces - MERCMARINE 89-817109A2

67-732



- 12 Volt, 4-Terminal, Grounded Base
- Replaces - MERCMARINE 65057A1, 65057T1

67-733




- Replaces - BOMBARDIER 278-001-376, 278-001-802

BUYERS GUIDE

BUYERS GUIDE - SOLENOIDS - CONTINUOUS DUTY

MAKE / MODEL

67-702



- 12 Volt, 4-Terminal
- Continuous Duty
- Copper contact terminals
- Replaces - CHRYSLER 3635820, DELCO 1114208, 1114218, 1114223, 1114534, 1114547, PRESTOLITE 15-132, 15-133, 15-236, 15-311, 15-316, 15-88, SA-4201, SAS-4201, SAS-4202, SAS-4213, SAS-5201A, SAS-5203, SAS-5203A, SWX

67-702-1-S



- 12 Volt, 4-Terminal
- Continuous Duty
- Premium Quality
- Replaces - CHRYSLER 3635820, DELCO 1114208, 1114218, 1114223, 1114534, 1114547, PRESTOLITE 15-132, 15-133, 15-236, 15-311, 15-316, 15-88, SA-4201, SAS-4201, SAS-4202, SAS-4213, SAS-5201A, SAS-5203, SAS-5203A, SWX-88

67-703



- 24 Volt, 4-Terminal
- Continuous Duty
- Copper contact terminals
- Replaces - CAT 9F3099, PRESTOLITE 15-141, 15-196, 15-304, SAS-4401, SAS-4408, SAS-5401A, UNITEDTECH SO-51181

MAKE / MODEL

67-703-S



- 24 Volt, 4-Terminal
- Continuous Duty
- Silver contact terminals
- Replaces - CAT 9F3099, PRESTOLITE 15-141, 15-196, 15-304, SAS-4401, SAS-4408, SAS-5401A, UNITEDTECH SO-51181

67-704



- 36 Volt, 4-Terminal
- Continuous Duty
- Copper contact terminals
- Replaces - MERCMARINE 50-51184

BUYERS GUIDE

BUYERS GUIDE - SPARK ARRESTING COVER / SCREEN

MAKE / MODEL

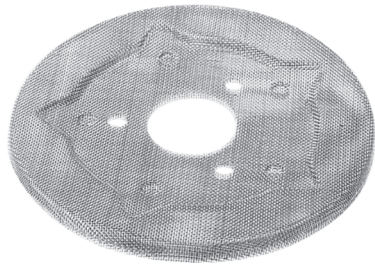
MAKE / MODEL

46-1455



- Spark Arresting Cover
- Delco 10SI/Type 110 Series IR/EF Alternators
- Replaces - DELCO 1851178, 1985495

46-1860




- Spark Arresting Screen
- Delco 10SI/Type 110 Series IR/EF Alternators
- Replaces - DELCO 1976482

BUYERS GUIDE - STARTER COMMUTATOR END FRAMES

MAKE / MODEL


52-702



- United Technologies Starters
- Replaces - JOHNSNELEC 5265040, UNITEDTECH 5265040, 5265040-CP30SM, 5265040CP30SM


MAKE / MODEL

52-706



- United Technologies Starters
- Replaces - UNITEDTECH 0261140-CP30SM, 0261240, 0261240CP30SM, 261240, 5703840, 5703840-CP30SM, CP02612, CP551406A, CP551406AS

52-703




- United Technologies Starters
- Replaces - UNITEDTECH 2025040, 2025040-CP30SM, 2071640, 2071640-CP30SM, 2071640CP30SM, 4439740, 4439740-CP30SM, CP20250, CP20716

52-708



- United Technologies PMDD Starters
- Replaces - UNITEDTECH 0145640-CP30SM, 0145640CP, 0237240CP30SM

52-704




- United Technologies Starters
- Replaces - UNITEDTECH 4823040, 4823040-CP30SM, 4823040CP30SM, 4872940, 4872940-CP30SM, 4872940CP30SM, CP48230, CP48729

BUYERS GUIDE

BUYERS GUIDE - STARTER DRIVES

MAKE / MODEL

3-209




- 9-T, CW, 3- or 6-SPL
- Delco DD Starters
- Mfd. by Zen
- 9-T, CW, 3-SPL

54-117-1



- 12-T, CCW, 19-SPL, Positive Engagement
- Delco 40MT, 42MT Series DD Starters
- Mfd. by Zen
- Replaces - CAT 2N-7273, 3N-3152, 3T-5340, DELCO 1893561, 1894210, 1894219, 1953151, 1971277, 1977011, 800074, IHC 474-554-C1

54-123



- 11-T, CW, 19-SPL, Positive Engagement
- Delco 40MT, 42MT, 50MT Series DD Starters
- Replaces - BUTEC 851075, 852763, 852962, CAT 1P-2508, 6N-3826, CLARK 905214, 906398, 907706, DELCO 1894211, 1935487, 1945487, 1952083, 1955777, 1960370, 1967779, 1976884, 800066, 800620, 830620, 830820, FORD C3TZ-11350-A, C9HE-11350-A, D4HF-11350-BA, E1AB-11350-A, E1HZ-11350-A, SD181, SD315, SD317, SD6319, IHC 474-555-C1, JOHNDEERE AR102774, AR11327, LEECENEVIL 77600, MO290-4286, MO290-77600, MASSEYFERG 1051-372-M91


MAKE / MODEL

54-124-1




- 12-T, CW, 19-SPL, Positive Engagement
- Delco 40MT, 42MT, 50MT Series DD Starters
- Mfd. by Zen
- Replaces - ALLISCHALM 1319831-2, 1332952, 250540, BUTEC 851073, 852762, 852961, CASE A20896, A42397, A47073, A47523, CAT 2P-4708, 6N-3827, 8S-8036, CLARK 906264, 907007, DELCO 1893560, 1894213, 1936647, 1946945, 1948606, 1970711, 1977005, 800068, FORD C8TZ-11350-B, C8TZ-11350-D, C9WF-11350-C, D4HF-11350-AA, E1HZ-11350-B, SD183, SD6318, SDX234, GM S11020, IHC 474-553-C1, LEECENEVIL 77601, MO290-4289, MO290-77601, MASSEYFERG 1038-143-M91, 1055-739-M91, 1055-742-M91, 1428-749-M91, WHITE 167205-A, 30-3370909

54-125-1



- 11-T, CCW, 19-SPL, Positive Engagement
- Delco 40MT, 42MT, 50MT Series DD Starters
- Mfd. by Zen
- Replaces - CAT 3N-3150, 3T-5343, 5L-6429, 5L6604, 8L-9782, DELCO 1894212, 1945879, 1970527, 1977004, 800067, 830621, LEECENEVIL 64235, MO290-4297, MO290-64235

54-133-1




- 9-T, CCW, 3-SPL
- Delco 10MT, SD300 Series DD Starters
- Mfd. by Zen
- Replaces - DELCO 1943600, 1974641, 1974655

BUYERS GUIDE - STARTER DRIVES

MAKE / MODEL

54-180-1



- Delco 10MT, SD300 Series Marine DD Starters
- Mfd. By Zen
- Replaces - DELCO 10456422, 10470757, 1875687, 1892182, 1935827, 1954842, 1965723, 1965923, 1974352

54-181



- 10-T, CCW
- Delco 27MT Series DD Starters

54-207-1



- 9-T, CCW, 3-SPL
- Ford 4-1/2 in. Marine DD Starters
- Mfd. By Zen
- Replaces - FORD C5JF-11350-A

MAKE / MODEL

54-224-1



- 9-T, CW, 4-SPL
- Ford 4 in., 4-1/2 in. Marine DD Starters
- Premium Quality
- Replaces - AMC 8983-500-399, CHRYSLER FO-1905, FO-1909, DELCO 1972287, F2004, FORD C2OF-11350-C, C3VF-11350-A, C3VF-11350-C, C4OF-11350-A, C4OF-11350-B, C4OZ-11350-A, C4OZ-11350-B, C6FY-11350-A, C6VY-11350-A, C6VY-11350-A1, C7AF-11350-A, C8VF-11350-A1, C8VF-11350-B, C8VF-11350-B1, D5AF-11350-AA, D5AZ-11350-AM, D6PF-11A108-B, D6PF-11A108-BA, D6PZ-11350-B, SD152, SD164, SD175, SD302, JEEPEAGLE 83500399, LEECENEVIL 4239, MO290-4239, NEWHOLLAND 501720, PRESTOLITE MAD-3073

54-7001



- 9-T, CCW, 6-SPL
- United Technologies Starters
- Replaces - MERCMARINE 820583, UNITEDTECH 1820040, 1820040-DV30SM, 1820040DV30SM, 5980420DV30SM, 5980440, 5980440-DV30SM, 5980440DV30SM, 6743020-MO30SM, 6767520-MO30SM, 6873720-MO30SM, 7010140, 7010140-DV30SM, 7010140DV30SM, DV18200, DV70101

54-7001-1




- 9-T, CCW, 6-SPL
- United Technologies Starters
- Premium Quality
- Replaces - UNITEDTECH 5980440, 5980440-DV30SM, 5980440DV30SM

BUYERS GUIDE

BUYERS GUIDE - STARTER DRIVES

MAKE / MODEL

54-7013



- 9-T, CCW, 6-SPL
- United Technologies PMDD Starters
- Replaces - MERCMARINE 802587, 819222, UNITEDTECH 4419240, 4419240-DV30SM, 4419240-DV30SM,, 4419240DV30SM, 7010340, 7010340DV30SM, DV44192

MAKE / MODEL

54-7016



- 10-T, CCW, 6-SPL
- United Technologies PMDD Starters
- Replaces - MERCMARINE 11956, 68575, 90643, UNITEDTECH 1801940, 1801940-DV30SM, 1801940DV30SM, 7017540, 7017540-DV30SM, 7017540DV30SM, DV18019, DV70175

54-7014



- 10-T, CCW, 6-SPL
- United Technologies PMDD Starters
- Replaces - MERCMARINE 11956, 68575, 90643, OMC 385949, 585267, 586100, UNITEDTECH 1801940, 1801940-DV30SM, 1801940DV30SM, 6519240, 6519240-KT30SM, 6725340, 6725340-KT30SM, 6725340KT30SM, 7017540, 7017540-DV30SM, 7017540DV30SM, DV18019, DV70175

54-7017



- 11-T, CCW, 6-SPL
- United Technologies PMDD Starters
- Replaces - UNITEDTECH 1637540, 1637540-DV30SM, 1637540DV30SM, DV16375

54-7015



- 9-T, CCW, 6-SPL
- United Technologies PMDD Starters
- Replaces - MERCMARINE 57380, UNITEDTECH 0255740, 0255740-DV30SM, 0255740DV30SM, DV02557

54-7018



- 9-T, CCW, 6-SPL
- United Technologies PMDD Starters
- Replaces - UNITEDTECH 2034640, 2034640-DV30SM, 2034640DV30SM, DV20346

BUYERS GUIDE

BUYERS GUIDE - STARTER DRIVES


MAKE / MODEL

54-7019



- 8-T, CCW, 6-SPL
- United Technologies PMDD Starters
- Replaces - OMC 387683, UNITEDTECH 0815440, 0815440-DV30SM, 4787140, 4787140-DV30SM, 4787140DV30SM, 7010040, 7010040-DV30SM, 7010040DV30SM, 7010440, 7010440-DV30SM, 7010440DV30SM, DV08154, DV47871, DV70104

54-7024



- 13-T, CCW, 6-SPL
- United Technologies PMDD Starters
- Replaces - UNITEDTECH 5275040, 5275040-DV30SM, 5275040DV30SM, 7018940, 7018940DV30SM

54-7028



- 9-T, CCW, 6-SPL
- United Technologies PMDD Starters
- Replaces - UNITEDTECH 6725240, 6725240-KT30SM, 6725240KT30SM

MAKE / MODEL

54-7029



- 10-T, CCW, 6-SPL
- United Technologies PMDD Starters
- Replaces - OMC 385949, 585267, 586100, UNITEDTECH 6519240, 6519240-KT30SM, 6725340, 6725340-KT30SM, 6725340KT30SM

54-8106-1



- 9-T, CCW, 6-SPL
- Hitachi DD Starters
- Mfd. by Zen
- Replaces - HITACHI 2108-75002, 2108F-3500, KAWASAKI 59051-3005

54-8149



- 11-T, CCW, 6-SPL
- Hitachi Starters
- Replaces - YAMAHA 6K8-81807-10-00, 6K8-81807-10-10

BUYERS GUIDE

BUYERS GUIDE - STARTER DRIVES

MAKE / MODEL

54-8239-1



- 9-T, CCW, 6-SPL
- Denso PMDD Starters
- Mfd. by Zen
- Replaces - BOMBARDIER 295-500-089, DENSO 028300-6000, 028300-7711

54-8252-1



- 8-T, CCW, 6-SPL
- Denso PMDD Starters
- Mfd. by Zen
- Replaces - BOMBARDIER 278-001-106


54-8501-1



- 19-T, CCW
- Mitsuba Personal Watercrafts Starters
- For Zen Mfd. Version, please order 3270M-Z
- Replaces - KAWASAKI 13101-3706, YAMAHA 6M6-8183E-00-00

MAKE / MODEL

54-8506-1




- 23-T, CCW
- Hitachi PMDD Starters
- Mfd. by Zen
- Replaces - ARCTCO 3008-408

BUYERS GUIDE

BUYERS GUIDE - SWITCHES

MAKE / MODEL

67-100-1




- Series-Parallel & Magnetic Switch
- 12-24 Volt, Triple Stage
- Replaces - CUMMINS 3603871RX, DELCO 1119844, IHC 181907-H1, MACK 1MR3146, 2132-1119844, WHITE V1091649

67-101-1



- Series-Parallel Switch
- 12-24 Volt, Double Stage
- Replaces - CAT 9L-4590, CUMMINS 144202, 3603872RX, DELCO 10457007, 1119845, 1119899, WHITE V1091651


67-102-1



- Magnetic Switch
- 12 Volt, 1500 Amp, Intermittent Duty
- Replaces - CAT 5F7739, 6F6808, 6L2507, 6L5207, 6L865, 7M4291, 7M866, 7N3621, DELCO 1115506, 1118121, 1119775, 1119846, 1119865, 1119866, 1119928, 1119929, 1119932, 1119943

MAKE / MODEL

67-734



- 12 Volt, Relay Switch
- Replaces - YAMAHA 6G1-81941-10, 6G1-81941-10-00

BUYERS GUIDE

BUYERS GUIDE - TILT / TRIM OIL RESERVOIRS & BRACKETS

MAKE / MODEL


MAKE / MODEL

RSV01




- Complete 1 Bolt Type - Includes Gasket, Bolt, Screen, Seal & Cap
- Fits 10822N, 10819N

SKB-01



- Stainless Steel Bracket for T1088M-SK (Replaces O.E. Metal Bracket)
- Mercury O.E. 42419A1

SKB-02



- Stainless Steel Bracket for T1091M-SK (Replaces O.E. Metal Bracket)
- Mercuru O.E. 862548A1

BUYERS GUIDE - VOLTAGE REDUCERS

MAKE / MODEL

VR24-1202



- 28 Watts
- 24V DC Charging Systems requiring 12V DC Accessory Power for Lights, Radio, Cell-Phone, etc.
- Transpo
- Single circuit 28 watts

MAKE / MODEL

VR24-1208



- 96 Watts
- 24V DC Charging Systems requiring 12V DC Accessory Power for Lights, Radio, Cell-Phone, etc.
- Transpo
- Single circuit 96 watts

VR24-1202F



- 28 Watts
- 24V DC Charging Systems requiring 12V DC Accessory Power for Lights, Radio, Cell-Phone, etc.
- Transpo
- Single circuit 28 watts, Includes wire harness with fuse holder

VR24-1212



- 144 Watts
- 24V DC Charging Systems requiring 12V DC Accessory Power for Lights, Radio, Cell-Phone, etc.
- Transpo
- Single circuit 144 watts

VR24-1204



- 52 Watts
- 24V DC Charging Systems requiring 12V DC Accessory Power for Lights, Radio, Cell-Phone, etc.
- Transpo
- Single circuit 52 watts

VR24-1216



- 192 Watts
- 24V DC Charging Systems requiring 12V DC Accessory Power for Lights, Radio, Cell-Phone, etc.
- Transpo
- Single circuit 192 watts

BUYERS GUIDE

BUYERS GUIDE - VOLTAGE REDUCERS

MAKE / MODEL

MAKE / MODEL

VR24-1220



- 240 Watts
- 24V DC Charging Systems requiring 12V DC Accessory Power for Lights, Radio, Cell-Phone, etc.
- Transpo
- Single circuit 240 watts

VR24-1224




- 288 Watts
- 24V DC Charging Systems requiring 12V DC Accessory Power for Lights, Radio, Cell-Phone, etc.
- Transpo
- Single circuit 288 watts

BUYERS GUIDE - WINCH MOTORS

MAKE / MODEL

5687N-DB



- 12 Volt, Bi-directional, .75 Dia. Shaft, 2.5hp
- Ramsey Winch
- 100
- New

•Replaces - PRESTOLITE 46-103, 46-2062, 46-2097, 46-2099, 46-2282, 46-2283, 46-2285, 46-2287, 46-2391, 46-2401, 46-2426, 46-2636, 46-339, MBJ4201, MBJ4202, MBJ4204, MBJ4207, MBJ4209, MBJ4402, MBJ4403, MBJ4405, MBJ4407, MBJ4410, MBJ4411, MBJ4412, MBJ4415, MMD4402, RAMSEY 20049, 458001, 458094, WESTSNWPLW M3300

5687N-DBHD



- 12 Volt, Bi-directional, .75 Dia. Shaft, Heavy duty 4.8hp
- Ramsey Winch
- 100
- New
- Replaces - PRESTOLITE 46-4214, MUR6202, MUR6302

10724N



- 12 Volt, Bi-directional, .669 Dia. Shaft, 2.5hp
- Warn Ind. Winch
- 100
- New
- Replaces - PRESTOLITE 46-2262, MBJ4401, MBJ4401S, WARNIND 7536, 8274, 8796

MAKE / MODEL

10746N-DB



- 12 Volt, Bi-directional, 20-Spline Shaft
- Warn Ind. Winch
- 100
- New

•Replaces - BOSCH 0-130-450-047, LETRIKATEC AMJ4635, PRESTOLITE MRVB4, MRVB5, WAPSA 9130450047

INTERCHANGE

OEM No.	Part No.	OEM No.	Part No.	OEM No.	Part No.	OEM No.	Part No.
AC-Delco		AC-Delco		Alpina		Andre Niermann	
321-1015	7294-12N	323-732	6410N-PT	84994459	6572N	014867	18442N
321-246	7294-12N	323-761	4930N			014900	18148N
321-254	7294-12N	323-768	4930N	Andre Niermann		015011	6803N
321-260	7294-12N	323-769	3702N	010068	5724N	015012	6826N
321-261	7294-12N	323-773	3974N	010107	17332N	015017	17037N
321-264	7294-12N	323-774	3339N	010312	3268N	015022	6819N
321-356	7294-12N	323-775	3745N	010380	17616N	015037	17141N
321-357	7294-12N	323-777	3948N	010607	18301N	015039	17141N
321-359	7294-12N	323-778	3974N	010851	6562N	015090	17292N
321-600	7255N	323-779	3339N	010885	6562N	015120	19847N
321-602	7254N	323-781	3745N	011020	18144N	015307	3686N
321-603	7138N	323-783	3745N	011021	18532N	015722	17615N
321-605	7138N	323-790	3902N	011027	6263N	015962	16635N
321-611	7255N	323-791	3339N	011061	5709N	015972	17618N
321-621	7152N	323-807	3686N	011062	5400N	016021	5764N
321-645	7263N	323-823	17037N	011062	5733N	016117	17096N
321-655	7252N	323-824	17037N	011064	5735N	016272	17096N
321-660	7297N	323-826	6570N	011065	5718N	016470	17362N
321-665	7297N	323-827	6576N	011066	5719N	016530	18018N
321-666	7266N	323-830	6371N	011067	5716N	016551	18455N
321-667	7853N	323-835	6410N-PT	011068	5389N	016560	19848N
321-670	7940N	323-836	6410N-PT	011073	5702N	016572	18458N
321-671	7975N	323-837	6410N-PT	011075	18319N	016793	6793N
321-672	8066N	323-855	6371N	011092	18330N-K	017047	17096N
321-673	8066N	323-857	6261N	011093	18330N-P	017065	6575N
321-696	7940N	323-858	6370N	011093	18330N-PL	017280	17644N
321-697	7252N	323-859	3948N	011094	18305N	017460	17354N
321-698	7254N	323-859	6360N	011095	18420N	017587	6575N
321-699	8066N	323-864	6356N	011097	18435N	018320	17028N
321-700	8066N	323-866	6263N	011099	18421N	018352	17312N
321-702	7255N	323-867	6356N	011277	17002	018376	6576N
321-702	8066N	323-868	6410N-PT	011277	18205N-ND	018380	18144N
321-707	8066N	323-869	6410N-PT	011284	17644N	018400	17362N
321-710	7965N	323-877	6516N	011341	19839N	018430	18144N
321-726	8066N	323-882	6516N	011550	18041N	018912	4930N
321-752	7254N	323-889	6516N	011567	5701N	019085	5732N
321-754	7940N	323-892	6356N	011630	5706N	019116	17316N
323-1055	17037N	323-894	6371N	011682	17333N	019120	17316N
323-220	3686N	323-911	6582N	011798	5919N	019140	18018N
323-236	3838N	323-928	3948N	011828	5704N	019269	17028N
323-243	3631N-PG	323-929	6360N	011949	17291N	019269	18148N
323-247	3838N	323-933	6360N	011950	19681N	020539	12161N
323-273	3631N-PG	323-948	6356N	012030	5723N	020611	8461N
323-289	3838N	334-2153	7294-12N	012031	5734N	020615	8463N
323-364	3631N-PG	334-2159	7294-12N	012033	5399N	020706	8470N
323-365	3838N	334-2195	7294-12N	012034	5721N	020901	12719N-OE
323-366	3838N	334-2202	7294-12N	012040	5762N	021339	7975N
323-370	3686N	336-1114	3268N	012059	18273N	022058	7489N
323-371	3686N	336-1809	3268N	012232	6616N	022958	12154N-OE
323-418	3686N	336-1815	17037N	013041	6562N	023020	12358N
323-419	6573N	336-1847	3631N-PG	013043	6563N	023022	8050N
323-436	6562N	336-1849	3686N	013044	6563N	025501	12109N
323-437	6572N	336-1860	3838N	013272	6596N	027191	7853N
323-440	6575N	336-1879	3838N	013274	6572N	027780	12658N
323-441	6575N	336-1880	3631N-PG	013276	6573N	028003	12272N
323-442	6576N	336-1880	3838N	013281	6576N	028058	8329N
323-443	6576N			013291	6582N	029940	12355N
323-46	3838N	Airtex		013481	18168N	0110880	18310N
323-487	6583N	5C1026	CUC12	013640	6410N-PT	0110887	18346N
323-508	3268N			013653	6410N-PT	0114555	18316N
323-610	3974N	Allis-Chalmers		013731	18014N	0123353	3948N
323-616	3339N	243857	66-101-CA	013818	3745N	0123373	3974N
323-618	3948N	250540	54-124-1	013972	17618N	0123465	17037N
323-623	3339N	1146871	CUC12	014002	5732N	0123516	4930N
323-626	6616N	1164587	CUC12	014080	17630N	0123550	6410N-PT
323-672	6570N	1332952	54-124-1	014092	18314N	0123567	6410N-PT
323-674	6576N	4514967	CUC12	014221	18313N	0127316	17605N
323-677	6563N	71339975	7853N	014263	18344N	0127485	18415N
323-680	6575N	1186987-2	66-101-CA	014414	18203N	0127577	18416N
323-684	6576N	1306454-8	66-101-CA	014600	18029N	0127987	18399N
323-689	6572N	1319831-2	54-124-1	014660	18315N	0160400	17008N
323-69	3686N	1340355-8	7853N	014815	18219N	0165971	19606N
323-695	6570N	2093331-3	17093N	014828	18347N	0213149	13068N
323-697	6576N	4912314-4	66-101-CA	014837	19701N	0213152	12415N
323-730	6410N-PT			014838	18349N	0242702	7138N

CROSS REFERENCE

INTERCHANGE

OEM No.	Part No.	OEM No.	Part No.	OEM No.	Part No.	OEM No.	Part No.
Andre Niermann		API Marine		API Marine		API Marine	
0242710	7266N	10020	17135N	10059SP	6615N	MOT4002	5734N
0242715	7263N	10029	3182N	10059SPLH	6616N	MOT4003	5727N
0247271	8901N	10033	3159N	15024-37	6410N-PT	MOT4004	5729N
0248953	7252N	10040	3183N	15072-42	6371N	MOT4005	5734N
0251101	12174N-1G	10059	6615N	15075-42	6263N	MOT4006	5738N
0251101	12174N-6G	10064	3550N	15097-0E	17316N	MOT5000	18310N
0251101	12175N	10064	3838N	20020-0E	13068N	MOT5000N	18310N
0251101	12176N-6G	10066	3697N	20020-60A	12411N	MOT5001	18311N
0251266	8903N-61A	10071	6423N	20020-DR	8902N-61A	MOT5001N	18311N
0253101	12391N	10093	3268N	20054 HO	12176N-1G	MOT5002	18313N
01010530	16450N	10095	6562N	20054HO	12176N-1G	MOT5002N	18313N
01010651	17135N	10095	6562NM	20151-0E	12415N	MOT5003	18314N
01011331	18033N	10095	6792N	50-38890	5400N	MOT5003N	18314N
01108088	17135N	10096	6563N	50-45822	5733N	MOT5004	18315N
01109029	18369N	10099	6562NM	50-57465	5735N	MOT5004N	18315N
01109252	32638N	10099	6792N	50-57867	5735N	MOT5005	18319N
01110018	18369N	15024	6410N-PT	50-58330	5735N	MOT5005N	18319N
01110019	30733N	15030	6575N	50-60315	5708N	MOT5006	18316N
01110033	18369N	15032	6576N	50-64975	5393N	MOT5006N	18316N
01115042	18369N	15072	3339N	ALT30	8901N	MOT5007	18307N
01218172	18230N	15076	3948N	ALT300	12358N	MOT5007N	18307N
01223002	18230N	15097	17316N	ALT51	7152N	MOT5008	18308N
01230003	17362N	17000	18209N	ALT53	7466N	MOT5008N	18308N
01231006	19724N	17001	18203N	COM-300	52-702	MOT5009	18323N
01311147	17135N	17002	17002	LUC101	17644N	MOT5009N	18323N
01354010	17114N	17002	18219N	MGD4007	5716N	MOT5010	18317N
01362032	17093N	17007	18205N	MGD4106	5718N	MOT5010N	18317N
01362035	17114N	17007	18205N-ND	MGD4113	5716N	MOT5012	18345N
01362040	16562N	17007	19839N	MJL4005	5709N	MOT5013	18301N
01362046	17112N	17010	18424N	MKW4001	5719N	MOT5014	18346N
01362062	18461N	17050	18144N	MKW4006	5716N	MOT5015	18344N
01362076	16562N	17051	17354N	MOT2001	5718N	MOT5016	18351N
01362091	17075N	20020	13068N	MOT2002	5716N	MOT5017	18347N
01362093	17644N	20021	12411N	MOT2002L	5713N	MOT5018	18348N
01362102	18461N	20024	12154N-OE	MOT2003	5719N	MOT5019	18349N
01362305	17075N	20025	12272N	MOT2003	5722N	MOT5021	18442N
01362313	17075N	20030	8901N	MOT2004	5709N	MOT5022N	19701N
01362332	17093N	20031	8901N	MOT2005	5712N	MOT6000	19602N
01362700	17318N	20037	8903N-61A	MOT2005L	5714N	MOT6001	19603N
01363111	18031N	20051	7152N	MOT2006	5723N	PT 615NM	10862N
01364100	17073N	20054	12174N-1G	MOT2007	5721N	PT 625NM	10860N
01367004	17074N	20054	12177N	MOT2008	5762N	PT 656NM	10861N
01367028	18029N	20054	7152N	MOT2009	5711N	PT102NM	10800N
01367029	17092N	20057	12176N-6G	MOT2010	5715N	PT112	10806N
01367049	17316N	20066	7138N	MOT2011	5720N	PT112N	10806N
01367052	17074N	20077	7263N	MOT2012	5762N	PT114N	10801N
01368001	17073N	20079	7965N	MOT2013	5909N	PT115	10807N
01368007	17073N	20083	8422N	MOT2015	5710N	PT115N	10807N
01368015	18030N	20091	8904N	MOT2016	5779N	PT116N	10802N
01368019	18030N	20092	8905N	MOT3000	5724N	PT200NM	10808N
01368020	18033N	20093	12174N-6G	MOT3001	5400N	PT-200NM	10808N
01368021	18032N	20094	12177N	MOT3002	5708N	PT201	10803N
01369014	18026N	20097	12391N	MOT3003	5733N	PT201NM	10803N
01369024	18026N	20098	8908N	MOT3003E	5733N	PT-201NM	10803N
01410053	17094N	20099	8460N	MOT3004	5736N	PT202	10804N
01416009	18253N	20101	12355N	MOT3005	5735N	PT202NM	10804N
01416030	17094N	20105	12391N	MOT3005E	5393N	PT300NM	10805N
01417001	18375N	20110	8465N	MOT3007	5399N	PT301NM	10810AN
01417036	16372N	20112	8467N-6G2	MOT3008	5389N	PT301NM	10810N
01510017	17107N	20113	8466N-1G	MOT3009	5398N	PT302NM	10811AN
02110258	8422N	20150	8050N	MOT3010	5728N	PT302NM	10811N
02339531	14949N	20151	12110N	MOT3011	5737N	PT303NM	10816N-L
02339536	14949N	20300	12358N	MOT3012	5726N	PT303NM	10816N-S
02469569	12167N	150101	6573N	MOT3013	5401N	PT304	10812N
02484011	12145N	150103	17037N	MOT3014	5769N	PT304NM	10812N
02484019	12168N	150103	6573N	MOT3015	5764N	PT305NM	10844N
02484027	12373N	150104	6582N	MOT3016	5772N	PT401NM	10839N
02488205	12161N	150105	6572N	MOT3018	5758N	PT402NM	10840N
02488206	12148N	150106	6575N	MOT3020	6794N	PT403NM	10841N
02489118	20819N	150107	6576N	MOT3021	5773N	PT404NM	10818N
02489506	14390N	150109	6583N	MOT3022	5763N	PT405N	10813N
02525085	12490N	10020GR-OE	17315N	MOT3023	5758N	PT405N-NP	10813PN
02625044	12715N	10033LH	3141N	MOT4001	5396N	PT406N	10819N
		10059DRPGLH	6793N	MOT4001	5725N	PT406NM	10845N
		10059LH	6616N	MOT4002	5732N	PT407NM-3	10851N

CROSS REFERENCE

INTERCHANGE

OEM No.	Part No.	OEM No.	Part No.	OEM No.	Part No.	OEM No.	Part No.
API Marine		API Marine		Arco Marine		Arco Marine	
PT408N	10856N	ST95	6792N	5400	6794N	30122	6616N
PT440	10814N	ST96	6563N	5551	5725N	30123	6616N
PT440A	10814N	ST98	6563N	6204	10803N	30124	3550N
PT440AB	10814N	STM59LHHD	6616N	6206	10805N	30136	3650N
PT440ABN	10814N	STM64	3550N	6208	10801N	30140	6423N
PT475N	10815PN			6209	10808N	30433	6792N
PT475TN	10815PN			6212	10802N	30455	6616N
PT475TN-2	10815PN	1926	12174N-1G	6214	10807N	30456	6615N
PT476NMK-2	10815AN			6216	10806N	30457	6616N
PT485NM	10820N			6217	10814N	30459	6793N
PT486NM	10826N	3410	18323N	6218	10822MN	30460	6563N
PT495NK	10821N	3412	18319N	6220	10810N	30462	6931N
PT495NK-2	10821N	3420	18310N	6223	10818N	30470	6562N
PT496NK-2	10827N	3421	18301N	6224	10813PN	30470	6562NM
PT498NM	10828N	3422	18311N	6225	10813N	30470	6792N
PT500N	10822N	3423	18346N	6227	10819N	40112	8903N-61A
PT500NM	10822MN	3424	18313N	6228	10800N	40152	8901N
PT501N	10829N	3425	18345N	6232	10845N	60050	12174N-1G
PT502	10829N	3426	18314N	6233	10851N	60055	12174N-6G
PT502RM	10822MN	3427	18344N	6238	10844N	60060	12176N-6G
PT503	10829N	3428	18315N	6240	10855N	60065	12176N-1G
PT504N	10829N	3429	18351N	6241	10816N-L	60070	12177N
PT600NM	10824N	3430	18347N	6241	10816N-S	60071	12177N
PT602NM	10830N	3431	18348N	6242	10811N	60072	12391N
PT603NM	10831N	3432	18349N	6243	10811AN	60074	12672N
PT608NK	10825N	3433	18442N	6244	10810AN	60097	12672N
PT609NM	10832N	3440	18316N	6245	10812N	60170	8422N
PT611NM	10833N	3442	18308N	6250	10826N	60175	8415N
PT612NM	10835N	3444	18307N	6255	10828N	60197	8050N
PT613NM	10836N	3446	18317N	6260	10830N	70000	18273N
PT614NM	10834N	3447	19603N	6261	10862N	70100	3182N
PT615NM	10862N	5358	5909N	6263	10832N	70108	3142N
PT625NM	10860N	5359	5763N	6264	10836N	70110	3182N
PT650NM	10837N	5360	5758N	6265	10824N	70112	3159N
PT651NM	10838N	5361	5779N	6265	10825N	70113	3141N
PT651NM-2	10838N	5362	5758N	6266	10833N	70116	3183N
PT656NM	10861N	5363	5762N	6267	10835N	70125	3268N
RES500E	RSV01	5364	5769N	6268	10838N	70216	3183N
S108-102R	18303N	5365	5764N	6269	10837N	80100	13068N
S108-61R	18305N	5366	5400N	6270	10829N	80102	13068N
S114-220R	18313N	5367	5724N	6274	10821N	80103	13068N
SD52	54-7013	5368	5711N	6275	10822N	80105	13068N
SOL0565	67-102-1	5369	5710N	6276	10827N	80107	13068N
ST1398	18168N	5370	5718N	6278	10815PN	80108	13068N
ST20A	17135N	5371	5716N	6279	10820N	80200	12415N
ST28	3182N	5372	5719N	7325	5734N	82100	12407N
ST29	3182N	5372	5722N	7326	5773N	83105	12409N
ST31	6423N	5373	5709N	10110	17315N	83140	12154N-OE
ST33	3159N	5374	5733N	10112	17135N	83160	12154N-OE
ST33LH	3141N	5375	5708N	10113	17315N	83165	12398N-OE
ST35	3650N	5375	5735N	11100	17332N	84135	12109N
ST35	3686N	5376	5712N	11101	17008N	84150	12272N
ST40	3183N	5377	5735N	12200	6576N	97000	17316N
ST53	3838N	5378	5389N	12202	6575N	97224	17316N
ST58531	17008N	5379	5399N	12351	3974N	97225	17316N
ST58531-24V	18041N	5380	5389N	20102	7152N	98180	18209N
ST59	6615N	5381	5772N	20104	7466N	98185	18219N
ST59HD	6615N	5382	5727N	20500	8904N	30428 (OLD)	6562N
ST59LH	6616N	5383	5732N	20800	8460N	30429 (OLD)	6562N
ST59LHHD	6616N	5384	5903N	20810	8465N	30450 (OLD)	6562NM
ST6003NK	18168N	5385	5728N	20815	8461N	30450 (OLD)	6792N
ST64	3550N	5386	5721N	20820	8467N-6G2	30450HD	6792N-MD
ST64	3631N-PG	5387	5723N	20821	8467N-6G1	5374X	5733N
ST64	3838N	5388	5401N	20822	8467-9N	5378X	5393N
ST64HD	3550N	5389	5713N	20825	8466N-1G	5381X	5398N
ST64HD	3838N	5390	5714N	20826	8725N	5391 (OLD)	5762N
ST71	6423N	5391	5762N	20827	8723N	70200 (KIT)	3268N
ST71HD	6423N	5392	5736N	20828	8726N	70201 (KIT)	3143N-PG
ST72	6423N	5393	5732N	20830	8463N	AR103	MR103
ST90	3182N	5394	5738N	20840	8470N	AR104	MR104
ST91	6615N	5395	5737N	20850	8471N	AR351	MR351
ST92	6562N	5396	5726N	30118	3550N	DV325	54-7001
ST93	3268N	5397	5729N	30118	3838N	DV326	54-7019
ST95	6562N	5398	5715N	30119	3550N	DV359	54-7001
ST95	6562NM	5399	5720N	30121	6615N	DV359	54-7001-1

CROSS REFERENCE

INTERCHANGE

OEM No.	Part No.	OEM No.	Part No.	OEM No.	Part No.	OEM No.	Part No.
Arco Marine		Autoline		Bomag		Bosch	
DV366	54-7015	D2103	DST1635	057-109-91	17075N	0-001-211-992	16450N
DV370	54-7018	D2105	DST1830	057-109-92	17074N	0-001-211-993	16450N
DV372	54-7014	D2122	DST1831	057-198-97	17074N	0-001-211-997	16450N
DV372	54-7029	D2123	DST1833	057-198-97	17075N	0-001-211-998	16450N
DV374	54-7014	D2128	DST1636	Bombardier / Can-Am / Sea Doo			
DV374	54-7016	D2134	DST1639				
DV376	54-7017	D2135	DST1829	995435	17605N	0-001-218-172	18230N
DV393	54-7013	D233	DST1835	278-000-186	17605N	0-001-223-002	18230N
DV394	54-7024	D4089	DST2880	278-000-311	17605N	0-001-230-003	17362N
DV395	54-7019	D4093	DST2886	278-000-316	17605N	0-001-231-006	19724N
DV440	54-8106-1	D4101	DST2890	278-000-484	18415N	0-001-241-023	19801N
DV500	54-8149	D4102	DST2891	278-000-485	18415N	0-001-311-027	17315N
DV650	54-8239-1	D4106	DST2886	278-000-576	18416N	0-001-311-146	17135N
DV700	54-8501-1	D4107	DST2700	278-000-577	18416N	0-001-311-147	17135N
DVK68	54-7014	D603	DST3890	278-000-987	18399N	0-001-354-090	17114N
DVK68	54-7029	D614	DST3850	278-001-038	18416N	0-001-358-038	16562N
DVK71	54-7028	D63	DST3820	278-001-106	54-8252-1	0-001-358-044	17075N
PWB1000	18399N	D6503	DST3899	278-001-292	10847N	0-001-358-046	17112N
PWB580	17605N	D6510	DST3801	278-001-2951	18531N	0-001-358-047	17112N
PWB580	18415N	AVF		278-001-300	18415N	0-001-358-049	17075N
PWB800	18416N	IM16	18253N	278-001-301	18416N	0-001-359-012	17074N
PWK440	18305N	IM324	17094N	278-001-376	67-733	0-001-359-021	18029N
PWK650	18330N-K	IM325	18253N	278-001-497	18531N	0-001-359-027	17074N
PWP650	18330N-P	IM326	18253N	278-001-802	67-733	0-001-359-073	17074N
PWP650	18330N-PL	IM340	16372N	278-001-935	18415N	0-001-359-078	17074N
PWY500	18303N	IM341	16372N	278-001-936	18531N	0-001-359-102	18029N
PWY650	18420N	IM350	18253N	278-001-937	18399N	0-001-359-119	17316N
SR370	52-703	IM360	18375N	290-888-993	18532N	0-001-359-122	17092N
SR373	52-708	IM505	18253N	290-888-999	18532N	0-001-360-007	18032N
SR376	52-706	IM509	18253N	295-500-089	54-8239-1	0-001-360-012	17073N
SR377	52-704	IM521	18253N	420-888-993	18532N	0-001-360-014	17073N
SR393	52-702	IM530	17094N	420-888-9933	18532N	0-001-360-015	18030N
SW064	67-729	IM601	18375N	420-888-994	18532N	0-001-360-027	18032N
SW081	67-718	IM602	18253N	420-888-996	18532N	0-001-360-030	17073N
SW081	67-718-1	IM617	16372N	Bortek			
SW087	67-730	IM636	16372N				
SW097	67-730	IM651	18375N	BDC1121N	DST1454	0-001-360-035	17114N
SW099	67-725	Beru		BDC1124N	DST1831	0-001-360-036	17073N
SW109	67-731	824311001	MAP1101	BDC1125N	DST1835	0-001-360-043	18030N
SW125	66-205	824311039	MAP1112	BDC1146N	DST2880	0-001-360-063	18033N
SW125	66-208	SPR 200	MAP1101	BDC1148N	DST2886	0-001-362-009	17114N
SW225	66-9421-1	SPR 238	MAP1112	BDC1150N	DST2891	0-001-362-014	17075N
SW268	67-714	Bobcat		BDC1155N	DST3820	0-001-362-015	17075N
SW275	67-710	6630180	6576N	BDC1158N	DST3899	0-001-362-016	17075N
SW394	67-713	6630181	6576N	BDC1321N	DST3850	0-001-362-017	16562N
SW450	66-8386	6631597	17362N	BDC2635N	DST1635	0-001-362-018	16562N
SW463	66-133	6632211	12175N	BDC2636N	DST1639	0-001-362-022	17114N
SW622	67-701	6632415	17362N	BDC2829N	DST1829	0-001-362-032	17093N
SW661	67-718	6632415	6577N	BDC2830N	DST1830	0-001-362-034	17075N
SW661	67-718-1	6633058	17037N	BDC6890N	DST3890	0-001-362-035	17114N
SW774	67-715	6651210	6576N	Bosch			
SW865	67-102-1	6651258	6576N				
SW865	67-102-1	6651258	6576N	0-001-108-030	17135N	0-001-362-039	17093N
SW975	66-101-CA	6651664	6576N	0-001-108-030	17315N	0-001-362-040	16562N
SW981	67-732	6653920	18144N	0-001-108-088	17135N	0-001-362-046	17112N
SW984	66-100-CA	6661611	12175N	0-001-108-088	17315N	0-001-362-062	18461N
TR221 (KIT ONLY)	10841N	Bomag		0-001-109-029	18369N	0-001-362-076	16562N
TR222 (KIT ONLY)	10840N	05710903	17073N	0-001-109-252	32638N	0-001-362-091	17075N
Arctco		05719897	17075N	0-001-110-013	30733N	0-001-362-093	17644N
3008-093	18435N	05719897	17075N	0-001-110-018	18369N	0-001-362-102	18461N
3008-327	18435N	057109-01	17074N	0-001-110-019	30733N	0-001-362-105	17093N
3008-408	54-8506-1	057-109-01	17075N	0-001-110-028	17237N	0-001-362-305	17075N
3008-462	18435N	057-109-01	17075N	0-001-110-033	18369N	0-001-362-311	17075N
3008-536	18435N	057-109-03	17073N	0-001-110-041	17237N	0-001-362-313	17075N
Arctic Cat		057-109-05	17074N	0-001-110-043	30733N	0-001-362-322	17093N
3008-093	18435N	057-109-16	14390N	0-001-110-064	30733N	0-001-362-332	17093N
3008-327	18435N	057-109-17	17075N	0-001-110-088	30733N	0-001-362-700	17318N
3008-462	18435N	057-109-18	17094N	0-001-110-104	30733N	0-001-363-101	18031N
3008-536	18435N	057-109-23	17074N	0-001-110-105	30733N	0-001-363-111	18031N
Autoline		057-109-27	17074N	0-001-110-141	17237N	0-001-364-100	17073N
D101	DST1609	057-109-27	17075N	0-001-115-042	18369N	0-001-364-301	17073N
D105	DST1835	057-109-28	17112N	0-001-211-012	16450N	0-001-367-004	17074N
D2098	DST1454	057-109-30	17073N	0-001-211-013	16450N	0-001-367-028	18029N
				0-001-211-014	16450N	0-001-367-029	17092N
				CROSS REFERENCE			

INTERCHANGE

OEM No.	Part No.	OEM No.	Part No.	OEM No.	Part No.	OEM No.	Part No.
Bosch		Bosch		Bosch Service Europe		Bowers	
0-001-369-014	18026N	9-120-060-041	12159N	0-986-030-870	20819N	BSX1440031	3974N
0-001-369-024	18026N	9-120-060-042	12373N	0-986-030-871	20819N	BSX1440031	6356N
0-001-410-015	16372N	F-000-AL0-313	16450N	0-986-030-880	20819N	BSX1440039	6356N
0-001-410-016	16372N	F-005-A00-023	12161N	0-986-030-881	20819N	BSX1440042	6576N
0-001-410-041	16372N	F-005-A00-024	12159N	0-986-031-190	12110N	BSX1440051	6410N-PT
0-001-410-044	18253N	F-005-A00-025	12373N	0-986-031-250	12167N	BSX1440053	6410N-PT
0-001-410-053	17094N	F-005-A00-026	12145N	0-986-031-270	14390N	BSX1440065	6576N
0-001-410-063	17094N			0-986-032-720	12167N		
0-001-410-081	17094N	Bosch Service Europe		0-986-032-721	12167N	Bukh Marine Diesel	
0-001-410-099	17094N	0-986-010-530	16450N	0-986-033-840	12110N	612H0240	13068N
0-001-410-109	17094N	0-986-010-540	16450N	0-986-033-841	12110N		
0-001-411-009	18375N	0-986-010-650	17135N	0-986-034-650	20819N	Butec	
0-001-411-016	18253N	0-986-010-650	17315N	0-986-035-451	12112N	851073	54-124-1
0-001-414-008	18253N	0-986-010-658	17135N	0-986-038-050	14390N	851075	54-123
0-001-415-016	18253N	0-986-010-658	17315N	0-986-038-750	22447N	852762	54-124-1
0-001-416-009	18253N	0-986-010-990	17075N	0-986-038-751	22447N	852763	54-123
0-001-416-021	18253N	0-986-011-040	17112N	0-986-038-781	22447N	852961	54-124-1
0-001-416-030	17094N	0-986-011-060	18461N	0-986-038-791	22447N	852962	54-123
0-001-417-001	18375N	0-986-011-061	18461N	0-986-039-800	14390N	859477PB	8422N
0-001-417-002	18253N	0-986-011-070	17075N	0-986-039-810	12168N	859490PB	8415N
0-001-417-017	16372N	0-986-011-140	17074N	0-986-039-931	22447N		
0-001-417-036	16372N	0-986-011-140	17075N	0-986-040-280	12145N	Cardone New	
0-001-417-051	18375N	0-986-011-160	18031N	0-986-040-290	12161N	5511127	WP453ML
0-001-501-038	16372N	0-986-011-161	18030N			55-11126	WP447M
0-001-510-014	17107N	0-986-011-161	18031N	Bowers		55-11128	WP415M
0-001-510-017	17107N	0-986-011-200	17074N	BAO3053	22447N	55-11316	WP425M
0-120-339-514	14949N	0-986-011-200	17075N	BAO3054	12148N	84-1454	DST1454
0-120-339-531	14949N	0-986-011-220	18029N	BAO3085	7853N	84-1635	DST1635
0-120-469-569	12167N	0-986-011-221	18029N	BAO3089	20607N-OE	84-1639	DST1639
0-120-469-643	12167N	0-986-011-270	17073N	BAO3093	8415N	84-1829	DST1829
0-120-469-763	12167N	0-986-011-310	18030N	BAO3114	14949N	84-1830	DST1830
0-120-469-807	12167N	0-986-011-310	18031N	BAO3158	8050N	84-1833	DST1833
0-120-469-900	12167N	0-986-011-311	18030N	BAO3168	8422N	84-2700	DST2700
0-120-469-959	12167N	0-986-011-330	18033N	BAO3168	8422N	84-2880	DST2880
0-120-469-960	12167N	0-986-011-331	18033N	BAO3205	7254N	84-2886	DST2886
0-120-484-011	12145N	0-986-011-340	18032N	BAO3205R	7254N	84-2890	DST2890
0-120-484-017	12168N	0-986-011-341	18032N	BAO3206	7252N	84-3850	DST3850
0-120-484-018	12145N	0-986-011-440	16372N	BAO3211	12750N	84-3890	DST3890
0-120-484-019	12168N	0-986-011-460	17094N	BAO3212	12719N-OE		
0-120-484-026	12145N	0-986-011-510	18375N	BAO3277	7263N	Cardone Reman	
0-120-484-027	12373N	0-986-011-590	17107N	BAX1441001	7263N	58-482	WP447M
0-120-488-190	20819N	0-986-012-171	16720	BAX1441020	7255N	58-483	WP520M
0-120-488-191	20819N	0-986-012-221	17354N	BAX1441023	7138N	58-484	WP307M
0-120-488-205	12161N	0-986-012-670	17093N	BAX1441026	7965N	58-486	WP415M
0-120-488-206	12148N	0-986-012-670	18029N	BSO7004	17644N	58-487	WP453ML
0-120-488-285	12161N	0-986-012-671	17093N	BSO7048	17092N	58-566	WP425M
0-120-488-293	12161N	0-986-012-671	18029N	BSO7057	18033N	Cardone Remanufactured	
0-120-488-294	12148N	0-986-012-700	17073N	BSO7059	17093N	30-1454	DST1454
0-120-489-022	14390N	0-986-012-720	17092N	BSO7059	18461N	30-1609	DST1609
0-120-489-071	12148N	0-986-012-740	18253N	BSO7087	3550N	30-1635	DST1635
0-120-489-118	20819N	0-986-012-780	17316N	BSO7089	6423N	30-1636	DST1636
0-120-489-119	20819N	0-986-012-781	17316N	BSO7090	6563N	30-1639	DST1639
0-120-489-506	14390N	0-986-013-090	30733N	BSO7091	6562N	30-1829	DST1829
0-120-489-585	20819N	0-986-013-098	30733N	BSO7094	3838N	30-1830	DST1830
0-120-489-586	20819N	0-986-013-130	30733N	BSO7097	6562NM	30-1831	DST1831
0-120-489-635	20819N	0-986-013-260	18253N	BSO7109	18031N	30-1833	DST1833
0-120-489-636	20819N	0-986-013-600	17135N	BSO7110	18029N	30-1833H	DST1833
0-120-489-710	14390N	0-986-013-600	17315N	BSO7145	6563N	30-1835	DST1835
0-120-489-768	20819N	0-986-013-680	17075N	BSO7188	3745N	30-2700	DST2700
0-120-489-769	20819N	0-986-014-141	17096N	BSO7189	4930N	30-2880	DST2880
0-124-525-085	12490N	0-986-014-890	17237N	BSO7190	3948N	30-2880MA	DST2880
0-124-625-044	12715N	0-986-015-420	17318N	BSO7191	6360N	30-2880MB	DST2880
0-130-450-047	10746N-DB	0-986-015-620	17237N	BSO7192	6370N	30-2886	DST2886
9-000-042-021	16450N	0-986-015-680	3745N	BSO7194R	17037N	30-2890	DST2890
9-000-042-027	16450N	0-986-015-680	4930N	BSO7194R	6573N	30-2891	DST2891
9-000-042-034	16450N	0-986-016-520	18375N	BSO7195R	6582N	30-3801	DST3801
9-000-082-009	16450N	0-986-016-550	18026N	BSO7199R	6572N	30-3820	DST3820
9-000-082-046	16450N	0-986-016-740	17093N	BSO7225	6576N	30-3850	DST3850
9-000-082-060	16450N	0-986-017-270	19724N	BSO7272	6582N	30-3890	DST3890
9-000-084-018	18253N	0-986-017-430	18230N	BSO7275	6371N	30-3899	DST3899
9-000-143-101	17644N	0-986-018-070	18369N	BSO7276	6356N		
9-000-143-108	17644N	0-986-018-220	30733N	BSX1440008	6410N-PT	Cargo	
9-007-042-034	16450N	0-986-018-290	18230N	BSX1440024	6576N	110048	12407N
9-120-060-040	12161N	0-986-018-910	32638N	BSX1440025	6371N	110160	17135N
9-120-060-041	12145N	0-986-030-130	14949N	BSX1440030	3339N		

INTERCHANGE

OEM No.	Part No.	OEM No.	Part No.	OEM No.	Part No.	OEM No.	Part No.
	Cargo		Cargo		Cargo		Cargo
110160	17315N	110801	7297N	112008	18319N	113303	32638N
110175	8415N	110813	17093N	112009	18435N	113376	20819N
110176	8422N	110814	18461N	112010	18399N	113382	12411N
110208	18253N	110867	30733N	112011	18421N	113401	12112N
110210	18375N	110933	17141N	112034	18369N	113408	17002
110216	3631N-PG	110937	8329N	112041	17318N	113408	18219N
110216	3838N	110942	17362N	112089	3339N	113464	17073N
110216	6423N	110944	17616N	112089	3745N	113476	5919N
110217	3838N	110947	17096N	112089	3974N	113477	12110N
110225	3182N	110959	12174N-1G	112089	6356N	113478	17362N
110227	3182N	110976	12746N-OE	112098	14390N	113524	5710N
110229	3142N	110977	12719N-OE	112108	12415N	113525	5779N
110233	7294-12N	110999	3948N	112110	12409N	113531	12168N
110240	5718N	110999	6360N	112112	12154N-OE	113531	12373N
110241	5400N	111000	3745N	112145	5723N	113543	12161N
110246	18148N	111000	6370N	112146	5734N	113549	8050N
110311	16720	111004	17112N	112152	10822N	113590	5715N
110334	6575N	111011	17008N	112153	10819N	113591	5758N
110347	3902N	111021	18148N	112154	5721N	113592	5763N
110347	4930N	111040	6562N	112156	5714N	113633	12751N
110363	16450N	111043	5712N	112157	5762N	113679	6562N
110416	7255N	111046	18253N	112170	12148N	113685	8460N
110416	8066N	111047	17316N	112172	17237N	113690	18203N
110421	17354N	111054	17315N	112232	6616N	113691	8463N
110436	3339N	111166	20819N	112233	6615N	113692	8466N-1G
110436	6371N	111183	3268N	112237	12526N-OE	113693	8468N
110443	17644N	111221	6570N	112239	6792N	113694	8469N
110447	17028N	111221	6577N	112247	5724N	113713	20607N-OE
110471	7294-12N	111224	16635N	112254	4930N	113714	12524N-OE
110485	18014N	111224	6410N-PT	112260	7138N	113739	8329N
110485	18205N	111250	7152N	112261	7263N	113767	7294-12N
110485	19839N	111261	7254N	112264	7940N	113807	12490N
110497	12750N	111261	7255N	112264	7965N	113892	18273N
110508	7294-12N	111277	3550N	112265	7965N	114261	18313N
110517	18031N	111397	12411N	112265	7975N	130493	67-702
110518	18033N	111397	13068N	112267	17037N	130493	67-702-1-S
110519	17092N	111404	17315N	112267	6573N	130499	66-101-CA
110520	18032N	111489	17135N	112267	6583N	130535	54-207-1
110521	18030N	111509	12154N-OE	112268	6572N	130535	54-224-1
110522	17092N	111510	12398N-OE	112270	12109N	130537	54-180-1
110523	17073N	111528	12110N	112298	22447N	130539	54-123
110529	18029N	111662	14949N	112299	22447N	131056	54-124-1
110530	17114N	111693	18461N	112374	19839N	131349	66-114
110531	16372N	111699	6563N	112375	12272N	131363	66-106-C
110534	17094N	111706	18209N	112478	18203N	131364	66-107
110536	17074N	111710	12174N-6G	112491	12358N	131369	66-113
110536	17075N	111710	12176N-1G	112555	18026N	131590	66-100-CA
110540	12175N	111710	12176N-6G	112562	10803N	132731	54-125-1
110569	6410N-PT	111710	12177N	112567	5702N	133855	67-718
110590	6576N	111713	7853N	112577	5687N-DB	133855	67-718-1
110591	7252N	111760	6582N	112825	5737N	133856	67-713
110591	7254N	111765	17605N	112826	5726N	133856	67-714
110603	6573N	111766	18314N	112827	5738N	133857	67-718
110604	6575N	111786	6562N	112828	5396N	133857	67-718-1
110636	5732N	111786	6562NM	112828	5725N	135400	54-7014
110638	5712N	111786	6792N	112829	5769N	135400	54-7016
110638	5727N	111786	6792N-MD	112830	5764N	135402	54-7019
110641	14949N	111832	12231N	112832	5706N	135403	54-7015
110644	5719N	111834	12167N	112897	3838N	135404	54-7018
110644	5722N	111840	18305N	112989	7266N	135406	54-7013
110645	5709N	111843	12145N	112998	7255N	135408	54-7001
110647	5713N	111843	12159N	112998	8066N	135630	MR103
110647	5716N	111855	18230N	113007	6596N	135631	MR104
110648	5708N	111862	10822MN	113011	6601N	135632	MR351
110648	5735N	111863	10808N	113015	5701N	136208	54-8106-1
110648	5736N	111864	10805N	113016	5704N	136632	66-205
110649	5393N	111864	10810N	113128	17332N	136632	66-208
110649	5735N	111869	6423N	113141	17291N	136660	52-706
110650	5389N	111888	12161N	113149	5729N	137045	52-704
110651	5389N	111915	18415N	113150	5401N	137300	66-9421-1
110652	5733N	111916	18330N-K	113167	17291N	137339	66-125
110653	5393N	111916	18330N-P	113207	18424N	137370	66-133
110654	5399N	111916	18330N-PL	113214	17292N	137811	66-8405
110720	18144N	111917	18420N	113215	3268N	138068	67-702
110779	17075N	111918	18416N	113237	17615N	138068	67-702-1-S

CROSS REFERENCE

INTERCHANGE

OEM No.	Part No.	OEM No.	Part No.	OEM No.	Part No.	OEM No.	Part No.
Cargo		Case		Caterpillar		Caterpillar	
139083	54-8239-1	875755R91	3974N	0R4267	3902N	3T4586	6360N
139858	67-718	989969C91	6370N	0R4272	4930N	3T-4704	66-107
139858	67-718-1	989969R91	3745N	0R4318	17615N	3T-5045	66-106-C
139858	67-732	A130665Z	7853N	0R5202	7138N	3T-5068	66-110
139859	67-701	A130672Z	7853N	0R5203	7263N	3T-5340	54-117-1
139860	67-715	A145324	3339N	0R5205	7255N	3T-5343	54-125-1
230760	54-8501-1	A15358	66-107	0R5206	7254N	3T6352	7297N
230761	54-8501-1	A162578	3339N	0R5207	3948N	3T7070	7138N
231003	52-702	A163085	7853N	0R5209	3745N	3T8452	3902N
231178	66-208	A181766	7853N	0R5213	4930N	3T-8633	66-107
231970	54-117-1	A187568	6360N	0R5217	7297N	3T8947	4930N
232047	46-1455	A187623	12145N	0R5218	6371N	3T8949	4930N
232048	46-1860	A187873	12161N	0R5270	3948N	3T8954	4930N
233343	66-110	A187916	12148N	0R5347	3974N	3T8961	4930N
233977	TRR3072	A20896	54-124-1	104-7041	6370N	3T8967	4930N
		A34442	3339N	104-7042	6370N	3Y6691	7297N
		A42376	66-107	106-8551	6370N	3Y8852	3948N
		A42397	54-124-1	106-8552	6360N	4L9547	3974N
		A47073	54-124-1	106-8554	6370N	4M-1812	66-109
		A47464	3339N	10R0400	6370N	4M-1813	66-107
		A47500	3948N	111-9860	17615N	4M4615	4930N
		A47523	54-124-1	1P-2508	54-123	4N0956	3974N
		A47931	66-106-C	1P-9181	66-107	4N0957	6370N
		A75864	3339N	207-1556	6370N	4N0959	4930N
		AR187873	12161N	2L0775	66-101-CA	4N1062	6370N
		AR187916	12148N	2N-1973	66-106-C	4N1064	3974N
		D42964	3948N	2N-1973	66-110	4N3181	3948N
		E41565	17073N	2N2761	6356N	4N3182	6360N
		E41565EX	17073N	2N3538	3339N	4N3343	4930N
		L118276	6360N	2N-7273	54-117-1	4N3347	3948N
		N9552	5702N	2P-4708	54-124-1	4N3348	3948N
		P941542	12148N	2S0900	3948N	4N3349	4930N
		R26137	3948N	2S7029	7266N	4N3350	3948N
		R43343	3948N	2S900	3948N	4N3986	7263N
		R45968	3948N	3A1872	3948N	4N8118	3745N
		VA30A6800801	12432N	3A1872H	3948N	4N956	3974N
		VV12924277010	18219N	3E5381	17616N	4N957	3745N
				3E5382	17615N	4R-7057	66-109
				3E7285	12161N	5A6494	3948N
				3E-7295	12161N	5A6495	3948N
				3E7578	7254N	5A6522	3948N
				3E7863	6356N	5F7739	67-102-1
				3L8205	4930N	5L2537	3745N
				3N2702	7297N	5L2637	3745N
				3N2706	7297N	5L3648	4930N
				3N-3150	54-125-1	5L4160	3974N
				3N-3152	54-117-1	5L4168	3974N
				3R7356	3948N	5L4169	3974N
				3T1888	7254N	5L4405	4930N
				3T2579	6360N	5L4431	6370N
				3T2646	3745N	5L5353	4930N
				3T2647	3948N	5L537	3745N
				3T2649	3745N	5L5667	3974N
				3T2650	3745N	5L5867	3974N
				3T2652	3948N	5L637	3745N
				3T2654	3974N	5L-6429	54-125-1
				3T2655	3339N	5L648	4930N
				3T2659	3339N	5L6604	54-125-1
				3T2660	3948N	5L8205	4930N
				3T2772	3948N	5L-8735	66-110
				3T2780	4930N	5LG48	4930N
				3T2782	3902N	5N2685	4930N
				3T2783	3902N	5N5692	7297N
				3T2784	3902N	5R3155	3948N
				3T2785	4930N	5R3857	3948N
				3T2787	4930N	5S6698	7255N
				3T2879	3974N	5S9088	7254N
				3T3152	3745N	5Z1083	7252N
				3T3153	3745N	6B5539	6370N
				3T3154	3974N	6F6808	67-102-1
				3T-3421	66-107	6L2507	67-102-1
				3T3778	4930N	6L5207	67-102-1
				3T4581	3948N	6L865	67-102-1
				3T4582	3948N	6N0424	3702N
				3T4584	3948N	6N1889	6370N

CROSS REFERENCE

INTERCHANGE

OEM No.	Part No.	OEM No.	Part No.	OEM No.	Part No.	OEM No.	Part No.
Caterpillar		Caterpillar		Chrysler		Chrysler Corp.	
6N3122	3745N	8S-8036	54-124-1	CH-2336	67-718	3438422	DST3820
6N-3826	54-123	9F3099	67-703	CH-2336	67-718-1	3438453	DST3820
6N-3827	54-124-1	9F3099	67-703-S	DR-2302	66-101-CA	3438517	DST3820
6N-5123	66-107	9G4337	3948N	FO-1905	54-224-1	3438896	DST3890
6N5217	7297N	9G4338	3948N	FO-1909	54-224-1	3656151	DST3890
6N9249	7297N	9G4339	3948N	T1031135	CUF50	3656272	DST3820
6N9294	7297N	9G4339	6360N			3656273	DST3820
6N9667	4930N	9G5584	3745N			3656278	DST3890
6N9677	4930N	9G5585	3745N	Chrysler Corp.		3656283	DST3820
6P1395	8050N	9G6096	3902N	1838505	DST3820	3656287	DST3820
6T0380	17616N	9G6097	3902N	1889554	DST3820	3656294	DST3820
6T0640	4930N	9G8255	7297N	1889560	DST3820	3656390	DST3820
6T0643	3902N	9G8854	3745N	1889710	DST3820	3656390	DST3820
6T0647	4930N	9L3597	3339N	2095199	DST3820	3656429	DST3890
6T1395	8050N	9L-4590	67-101-1	2095647	DST3820	3656435	DST3890
6V0511	4930N	9L5938	7138N	2095679	DST3820	3656587	DST3890
6V0513	3902N	9L6200	3974N	2095680	DST3820	3656667	DST3890
6V0590	4930N	9L6463	7138N	2095843	DST3820	3656672	DST3890
6V0889	3902N	9L6464	4930N	2095979	DST3820	3656763	DST3890
6V0890	4930N	9L6464	4930N	2095981	DST3820	3656771	DST3890
6V0928	3902N	9L6474	4930N	2095983	DST3820	3656780	DST3890
6V5207	6360N	9L6484	4930N	2098677	DST3820	3755160	DST3890
6V5537	6360N	9L6691	3745N	2098679	DST3820	3755201	DST3890
7C5731	17616N	9M1662	3948N	2098680	DST3820	3755202	DST3890
7G7889	7266N	9N0435	3745N	2098684	DST3820	3755336	DST3890
7L-6586	66-106-C	9N0453	3745N	2098685	DST3820	3755365	DST3890
7L-6586	66-110	9N0716	3974N	2098851	DST3820	3755475	DST3890
7L8797	3745N	9N0721	3974N	2444258	DST3820	3755476	DST3890
7M4291	67-102-1	9N716	3974N	2444259	DST3820	3755486	DST3890
7M866	67-102-1	9S6693	7254N	2444291	DST3820	3755487	DST3890
7N3621	67-102-1	9W0058	3339N	2444448	DST3820	3755820	DST3890
7N6056	3902N	9W2946	17615N	2444449	DST3820	3755821	DST3890
7N6503	3339N	9W3043	12167N	2444628	DST3820	3755841	DST3890
7N-9236	66-107	9W3748	17616N	2444794	DST3820	3856275	DST3820
7S3622	3948N	9X-0332	66-107	2444795	DST3820	3874090	DST3890
7T-0258	66-114	9X0341	12145N	2642234	DST3820	3874097	DST3890
7T0794	3745N	9X7803	7965N	2642238	DST3820	3874098	DST3890
7T0798	3948N	9X-8236	66-106-C	2642343	DST3820	3874115	DST3890
7T0799	3948N	9X-9511	66-114	2642346	DST3820	3874116	DST3890
7T0800	3745N	OR3652	12167N	2642356	DST3820	3874298	DST3890
7T0801	3745N	OR8997	7975N	2642360	DST3820	3874299	DST3890
7T0806	3745N	PR5347	6356N	2642371	DST3820	3874302	DST3890
7T1081	3339N	PR5348	6356N	2642401	DST3820	3874754	DST3890
7T1082	3948N	SL8206	3974N	2642402	DST3820	3874858	DST3890
7T1799	3948N			2642403	DST3820	3874867	DST3890
7T2265	3339N	Chris-Craft		2642404	DST3820	3874909	DST3890
7T8854	66-107	16.61-00042	3550N	2642405	DST3820	3874910	DST3890
7T-8858	66-109			2642459	DST3820	3874913	DST3890
7T9162	3902N	Chrysler		2642460	DST3820	3874917	DST3890
7T9254	3339N	1658883	67-718	2642461	DST3820	3874918	DST3890
7X-1955	66-114	1658883	67-718-1	2642472	DST3820	3874926	DST3890
8C359	3339N	1688212	CUC12	2642718	DST3820	4049140	DST3850
8C3592	3974N	2084847	CUC12	2642719	DST3820	4091140	DST3850
8C3593	3974N	2095223	CUC12	2642721	DST3820	4091142	DST3850
8C3596	6371N	2495531	CUC12	2642722	DST3820	4091902	DST3890
8C3597	3948N	2958188	CUC12	2642724	DST3820	4091903	DST3890
8C3644	3745N	3527501	8903N-61A	2642725	DST3820	4111501	DST3890
8C3645	6370N	3527502	8903N-61A	2642805	DST3820	4111502	DST3890
8C3647	3948N	3635820	67-702	2642806	DST3820	4111950	DST3890
8C3648	3339N	3635820	67-702-1-S	2875094	DST3820	4111955	DST3890
8C3649	3745N	3744890	8903N-61A	2875116	DST3820	4289657	DST3890
8C3650	3948N	3745985	WP307M	2875128	DST3820	4289658	DST3890
8C3651	6360N	4026084	8903N-61A	2875334	DST3820	4740339	DST3801
8C3652	6356N	8130938	66-101-CA	2875338	DST3820	56026744	DST3899
8C4774	17616N	30044886	WP307M	2875340	DST3820	4740339AB	DST3801
8H1813	3745N	33000153	MAP1101	2875342	DST3820		
8H1913	6370N	33004272	CUF50	2875779	DST3820	Chrysler Marine	
8L-5071	66-107	33202630	66-101-CA	2875786	DST3820	20-1955	5727N
8L-5091	66-107	33205022	66-101-CA	2875790	DST3820	201955-9955	5727N
8L5881	3339N	38130938	66-101-CA	2875796	DST3820	44-9541-1	10806N
8L8205	4930N	38133925	66-100-CA	2875800	DST3820	45-5541	10806N
8L8206	3974N	83500937	66-100-CA	2875804	DST3820	46-0955	5725N
8L-9782	54-125-1	83501871	CDR37	3438225	DST3820	48-0955	5732N
8N0999	7252N	83502140	CDR37	3438227	DST3820	48-9955	5732N
8N2145	3948N	7701031135	CUF50	3438255	DST3820	49-0955	5732N
		8983501871	CDR37	3438325	DST3820	51-4955	5396N

CROSS REFERENCE

INTERCHANGE

OEM No.	Part No.	OEM No.	Part No.	OEM No.	Part No.	OEM No.	Part No.
Chrysler Marine		Cummins		Cummins		Delco	
51-4955	5725N	3088320	8422N	3675103RX	7975N	1102938	7466N
57-5955	5727N	3102763	6826N	3675104RX	7965N	1102939	7466N
61-6955	5732N	3103305	6819N	3675109RX	8066N	1103113	7466N
A85955	5732N	3279220	8415N	3675115RX	6410N-PT	1103114	7466N
		3282554	12145N	3675120RX	3948N	1103193	7466N
		3284392	12148N	3675120RX	6360N	1105047	7294-12N
		3604652	7940N	3675126RX	7297N	1105048	7294-12N
		3610942	6356N	3675127RX	6516N	1105049	7294-12N
		3629351	8422N	3675168RX	8066N	1105064	7466N
		3632274	4930N	3675200RX	8329N	1105065	7466N
		3636821	4930N	3675204RX	6582N	1105078	7466N
		3901365	17037N	3675206RX	18148N	1105088	7466N
		3901386	17037N	3675212RX	7254N	1105097	7466N
		3902661	6360N			1105418	7853N
		3903231	7853N			1105425	7294-12N
		3904445	17037N	1477	67-718	1105426	7294-12N
		3905480	17037N	1477	67-718-1	1105427	7294-12N
		3907622	6371N	1486	67-718	1105460	7138N
		3907821	6360N	1486	67-718-1	1105462	7138N
		3909913	17037N	800066	54-123	1105463	7138N
		3909981	7853N	800067	54-125-1	1105464	7138N
		3909982	7853N	800068	54-124-1	1105465	7138N
		3910645	6371N	800074	54-117-1	1105467	7138N
		3910646	6360N	800620	54-123	1105469	7138N
		3916854	6573N	830620	54-123	1105470	7138N
		3918377	6582N	830621	54-125-1	1105492	7294-12N
		3920678	12148N	830820	54-123	1105494	7294-12N
		3920679	12161N	1100072	7138N	1105495	7294-12N
		3926932	6582N	1100073	7138N	1105496	7294-12N
		3938502	6360N	1100080	7138N	1105535	7853N
		3939028	12148N	1100081	7138N	1105536	7853N
		39206791	12161N	1100084	7138N	1105538	7853N
		3593752RX	3339N	1100086	7138N	1105539	7853N
		3603848RX	7254N	1100087	7138N	1105540	7853N
		3603850RX	7255N	1100089	7138N	1105560	7853N
		3603851RX	7138N	1100090	7138N	1105579	7853N
		3603862RX	3745N	1100185	7138N	1105604	7294-12N
		3603863RX	3974N	1100186	7466N	1105605	7853N
		3603864RX	3339N	1100188	7138N	1105606	7294-12N
		3603868RX	4930N	1100189	7138N	1105609	7853N
		3603869RX	66-107	1100212	7138N	1105620	7294-12N
		3603870RX	66-106-C	1100213	7138N	1105628	7294-12N
		3603871RX	67-100-1	1100237	7294-12N	1105629	7294-12N
		3603872RX	67-101-1	1100241	7294-12N	1105632	7294-12N
		3603887RX	4930N	1100246	7294-12N	1105634	7294-12N
		3603888RX	4930N	1100257	7294-12N	1105648	7294-12N
		3604225RX	7252N	1100259	7294-12N	1105650	7294-12N
		3604230RX	66-106-C	1100269	7294-12N	1105651	7294-12N
		3604231RX	66-107	1100270	7294-12N	1105673	7294-12N
		3604233RX	3948N	1100287	7294-12N	1105692	7294-12N
		3604321RX	6370N	1100576	7152N	1105706	7294-12N
		3604322RX	6356N	1100577	7152N	1107233	3686N
		3604323RX	6371N	1100894	7152N	1107237	3838N
		3604448RX	12161N	1100912	7152N	1107242	3838N
		3604473RX	7266N	1100914	7152N	1107247	3838N
		3604474-6RX	7853N	1100915	7152N	1107248	3838N
		3604474RX	7853N	1101104	7138N	1107259	3838N
		3604481RX	17037N	1101105	7138N	1107260	3838N
		3604482RX	17037N	1101194	7853N	1107273	3686N
		3604484RX	6360N	1101205	7853N	1107274	3686N
		3604492RX	3339N	1101241	7294-12N	1107286	3686N
		3604647RX	8066N	1101242	7294-12N	1107301	3838N
		3604648RX	6573N	1101244	7294-12N	1107302	3838N
		3604649RX	66-113	1101245	7294-12N	1107306	3838N
		3604650RX	66-114	1101279	7294-12N	1107315	3686N
		3604652RX	7940N	1101288	7138N	1107320	3838N
		3604654RX	6583N	1101289	7138N	1107336	3838N
		3604658RX	3902N	1101298	7294-12N	1107340	3631N-PG
		3604670RX	8329N	1101299	7294-12N	1107352	3631N-PG
		3604676RX	7297N	1101308	7294-12N	1107367	3631N-PG
		3604677RX	6582N	1101439	7853N	1107369	3686N
		3604685RX	7263N	1101440	7853N	1107370	3838N
		3604687RX	7965N	1102393	7152N	1107374	3838N
		3604784RX	6360N	1102496	7152N	1107385	3631N-PG
		3632274RX	4930N	1102551	7853N	1107391	3838N

CROSS REFERENCE

INTERCHANGE

OEM No.	Part No.	OEM No.	Part No.	OEM No.	Part No.	OEM No.	Part No.
	Delco		Delco		Delco		Delco
1107399	3838N	1108697	6572N	1109555	3902N	1113277	6582N
1107400	3838N	1108698	6573N	1109567	3838N	1113279	6575N
1107496	3838N	1108742	6616N	1109597	3838N	1113280	6575N
1107497	3686N	1108743	3631N-PG	1109630	4930N	1113281	6576N
1107514	6576N	1108755	3550N	1109631	4930N	1113282	6576N
1107527	6575N	1108756	3550N	1109636	4930N	1113283	6577N
1107539	6576N	1108760	3631N-PG	1109638	4930N	1113291	6582N
1107540	6572N	1108762	3838N	1109642	4930N	1113292	6583N
1107567	6575N	1108763	3631N-PG	1109643	4930N	1113402	6410N-PT
1107577	6570N	1108768	3631N-PG	1109646	4930N	1113519	5712N
1107581	6575N	1108770	3838N	1109647	4930N	1113593	17037N
1107587	6575N	1108774	3838N	1109648	3702N	1113597	6572N
1107589	6573N	1108777	3838N	1109649	4930N	1113640	6410N-PT
1107596	3838N	1108784	3686N	1109702	3745N	1113641	6410N-PT
1107599	6570N	1108787	3686N	1109704	3745N	1113644	6410N-PT
1107664	3686N	1108789	3631N-PG	1109705	3745N	1113648	6410N-PT
1107688	3650N	1108790	3838N	1109708	3745N	1113650	6410N-PT
1107688	3686N	1108791	3631N-PG	1109723	3745N	1113651	6410N-PT
1107712	3686N	1108793	3686N	1109745	3745N	1113653	6410N-PT
1107863	6570N	1108797	3838N	1109755	4930N	1113656	6410N-PT
1107866	6576N	1108801	3974N	1109759	4930N	1113668	6410N-PT
1107868	6572N	1108802	3974N	1109762	3745N	1113672	6410N-PT
1107871	6570N	1108823	3974N	1109765	3745N	1113676	6410N-PT
1107872	6576N	1108873	3745N	1109768	4930N	1113683	6410N-PT
1107889	3686N	1108881	3745N	1109771	4930N	1113690	6410N-PT
1107891	3686N	1108979	3838N	1109772	4930N	1113710	3745N
1108283	3838N	1109024	3631N-PG	1109774	4930N	1113715	3745N
1108320	3631N-PG	1109038	3631N-PG	1109775	4930N	1113726	3745N
1108326	3631N-PG	1109041	3631N-PG	1109776	4930N	1113738	3745N
1108327	3631N-PG	1109061	3838N	1109777	4930N	1113782	3745N
1108331	3631N-PG	1109062	3631N-PG	1109778	4930N	1113792	3745N
1108332	3686N	1109063	3631N-PG	1109780	4930N	1113809	3745N
1108351	3631N-PG	1109078	3686N	1109781	3902N	1113813	3745N
1108354	3631N-PG	1109099	3686N	1109782	4930N	1113818	3745N
1108355	3686N	1109144	6573N	1109787	4930N	1113820	3745N
1108360	3686N	1109189	6572N	1109788	3902N	1113824	3745N
1108361	3838N	1109198	6576N	1109789	3902N	1113825	3745N
1108363	3838N	1109217	6576N	1109791	4930N	1113827	3948N
1108365	3838N	1109222	4930N	1109798	4930N	1113831	3745N
1108366	3838N	1109251	6570N	1109799	3702N	1113840	3948N
1108367	3838N	1109253	6576N	1109800	3974N	1113842	3745N
1108368	3650N	1109258	6572N	1109807	3974N	1113844	3745N
1108368	3686N	1109261	6576N	1109808	3974N	1113845	3745N
1108371	3631N-PG	1109263	6576N	1109830	3702N	1113846	3745N
1108372	3686N	1109265	6570N	1109833	3902N	1113847	3745N
1108373	6615N	1109269	6572N	1109834	3902N	1113849	3745N
1108374	6616N	1109272	6575N	1109836	3902N	1113850	3745N
1108375	3838N	1109285	4930N	1109837	4930N	1113851	3745N
1108380	3838N	1109286	4930N	1109838	4930N	1113853	3948N
1108381	3631N-PG	1109287	4930N	1109839	4930N	1113855	3745N
1108385	3686N	1109288	4930N	1109840	4930N	1113858	3745N
1108387	3697N	1109289	4930N	1109841	4930N	1113860	3745N
1108391	3838N	1109290	4930N	1109842	4930N	1113862	3745N
1108392	3631N-PG	1109291	4930N	1109843	4930N	1113866	3745N
1108420	3631N-PG	1109292	4930N	1109844	4930N	1113868	3745N
1108433	3631N-PG	1109293	4930N	1109845	4930N	1113872	3745N
1108439	3838N	1109296	4930N	1109846	4930N	1113876	3745N
1108477	3838N	1109297	3702N	1109898	3745N	1113883	3745N
1108479	3838N	1109298	4930N	1109961	4930N	1113887	3745N
1108481	3686N	1109364	3838N	1109962	3702N	1113892	3745N
1108486	3686N	1109369	6616N	1109965	4930N	1113893	3745N
1108489	3686N	1109412	3838N	1109968	4930N	1113894	3745N
1108490	3631N-PG	1109415	3838N	1109971	4930N	1113895	3745N
1108491	3838N	1109416	3838N	1109972	4930N	1113898	3745N
1108496	3838N	1109447	3686N	1109973	4930N	1113900	3745N
1108497	3631N-PG	1109482	6423N	1109977	4930N	1113901	3948N
1108499	3631N-PG	1109485	6616N	1109978	4930N	1113902	3745N
1108503	3838N	1109486	3550N	1109979	4930N	1113903	3745N
1108504	3631N-PG	1109487	3550N	1109985	4930N	1113905	3745N
1108506	3838N	1109488	3550N	1109986	4930N	1113906	3745N
1108507	3631N-PG	1109489	3550N	1109987	4930N	1113910	3745N
1108512	3838N	1109490	3550N	1113271	6570N	1113914	3745N
1108521	3631N-PG	1109493	4930N	1113272	6596N	1113915	3745N
1108644	6572N	1109494	4930N	1113274	6572N	1113916	3745N
1108648	6576N	1109553	4930N	1113276	6573N	1113920	3745N

CROSS REFERENCE

INTERCHANGE

OEM No.	Part No.	OEM No.	Part No.	OEM No.	Part No.	OEM No.	Part No.
	Delco		Delco		Delco		Delco
1113923	3948N	1114098	3974N	1114252	66-101-CA	1114391	66-101-CA
1113924	3745N	1114099	3974N	1114253	66-101-CA	1114394	66-101-CA
1113926	3745N	1114102	3974N	1114255	66-101-CA	1114395	66-101-CA
1113928	3948N	1114107	3974N	1114256	66-101-CA	1114396	66-101-CA
1113931	3745N	1114109	3339N	1114257	66-101-CA	1114397	66-101-CA
1113934	3948N	1114110	3339N	1114262	66-101-CA	1114398	66-101-CA
1113935	3745N	1114111	3974N	1114263	66-101-CA	1114399	66-101-CA
1113942	3948N	1114113	3974N	1114264	66-101-CA	1114430	66-101-CA
1113944	3745N	1114114	3339N	1114266	66-101-CA	1114458	66-101-CA
1113948	3745N	1114115	3974N	1114268	66-101-CA	1114459	66-101-CA
1113949	3948N	1114117	3339N	1114270	66-101-CA	1114460	66-101-CA
1113950	3948N	1114118	3974N	1114271	66-101-CA	1114461	66-101-CA
1113951	3948N	1114119	3974N	1114272	66-101-CA	1114462	66-101-CA
1113952	3745N	1114122	3974N	1114273	66-101-CA	1114464	66-101-CA
1113955	3745N	1114124	3974N	1114276	66-101-CA	1114465	66-101-CA
1113956	3745N	1114125	3339N	1114277	66-101-CA	1114466	66-101-CA
1113957	3745N	1114126	3974N	1114278	66-101-CA	1114468	66-101-CA
1113958	3745N	1114127	3339N	1114279	66-101-CA	1114474	66-101-CA
1113959	3948N	1114128	3974N	1114281	66-101-CA	1114487	66-101-CA
1113960	3948N	1114129	3339N	1114282	66-101-CA	1114488	66-101-CA
1113962	3948N	1114130	3974N	1114283	66-101-CA	1114489	66-101-CA
1113965	3745N	1114133	3974N	1114287	66-101-CA	1114493	66-101-CA
1113966	3745N	1114136	3339N	1114289	66-101-CA	1114494	66-101-CA
1113967	3948N	1114138	3339N	1114290	66-101-CA	1114495	66-101-CA
1113968	3745N	1114139	3339N	1114291	66-101-CA	1114496	66-101-CA
1113969	3948N	1114140	3974N	1114294	66-101-CA	1114499	66-101-CA
1113970	3745N	1114141	3339N	1114295	66-101-CA	1114500	66-101-CA
1113971	3745N	1114142	3339N	1114297	66-101-CA	1114502	66-101-CA
1113972	3745N	1114143	3974N	1114299	66-101-CA	1114504	66-101-CA
1113973	3745N	1114144	3339N	1114303	66-101-CA	1114505	66-101-CA
1113975	3745N	1114145	3974N	1114304	66-101-CA	1114508	66-101-CA
1113976	3745N	1114147	3974N	1114306	66-101-CA	1114510	66-101-CA
1113977	3745N	1114148	3974N	1114324	66-101-CA	1114514	66-100-CA
1113978	3745N	1114149	3339N	1114325	66-101-CA	1114515	66-100-CA
1113980	3745N	1114150	3974N	1114326	66-101-CA	1114517	66-100-CA
1113981	3745N	1114151	3339N	1114328	66-101-CA	1114518	66-100-CA
1113982	3948N	1114152	3339N	1114330	66-101-CA	1114519	66-100-CA
1113983	3745N	1114153	3339N	1114331	66-101-CA	1114520	66-100-CA
1113990	3948N	1114156	3339N	1114333	66-101-CA	1114523	66-100-CA
1113991	3745N	1114157	3974N	1114334	66-101-CA	1114525	66-100-CA
1113992	3948N	1114158	3339N	1114335	66-101-CA	1114527	66-100-CA
1113993	3948N	1114160	3339N	1114336	66-101-CA	1114529	66-100-CA
1113994	3745N	1114162	3339N	1114337	66-101-CA	1114531	66-100-CA
1113995	3745N	1114164	3974N	1114339	66-101-CA	1114534	67-702
1113997	3745N	1114165	3974N	1114340	66-101-CA	1114534	67-702-1-S
1113998	3948N	1114167	3339N	1114341	66-101-CA	1114547	67-702
1113999	3745N	1114169	3339N	1114342	66-101-CA	1114547	67-702-1-S
1114001	3974N	1114170	3974N	1114343	66-101-CA	1114558	66-101-CA
1114002	3974N	1114172	3974N	1114344	66-101-CA	1114565	66-101-CA
1114004	3974N	1114174	3339N	1114345	66-101-CA	1114567	66-101-CA
1114025	3974N	1114175	3339N	1114346	66-101-CA	1114570	66-100-CA
1114026	3974N	1114179	3974N	1114347	66-101-CA	1114571	66-100-CA
1114027	3974N	1114180	3974N	1114348	66-101-CA	1114576	66-100-CA
1114051	3974N	1114181	3339N	1114349	66-101-CA	1114580	66-125
1114054	3974N	1114185	3974N	1114350	66-101-CA	1114581	66-125
1114055	3974N	1114186	3974N	1114351	66-101-CA	1114583	66-133
1114056	3974N	1114187	3974N	1114353	66-101-CA	1114595	66-133
1114058	3974N	1114188	3974N	1114354	66-101-CA	1114700	3974N
1114064	3974N	1114189	3974N	1114355	66-101-CA	1114703	3339N
1114067	3974N	1114190	3339N	1114356	66-101-CA	1114704	3339N
1114072	3974N	1114191	3339N	1114357	66-101-CA	1114705	3339N
1114073	3974N	1114193	3974N	1114358	66-101-CA	1114706	3948N
1114074	3974N	1114194	3974N	1114359	66-101-CA	1114708	3339N
1114076	3974N	1114197	3974N	1114362	66-101-CA	1114710	3745N
1114078	3974N	1114199	3339N	1114364	66-101-CA	1114711	3948N
1114081	3974N	1114206	67-718	1114367	66-101-CA	1114712	3948N
1114084	3974N	1114206	67-718-1	1114369	66-101-CA	1114714	3339N
1114086	3974N	1114208	67-702	1114370	66-101-CA	1114715	3745N
1114087	3974N	1114208	67-702-1-S	1114376	66-101-CA	1114720	3974N
1114088	3974N	1114218	67-702	1114377	66-101-CA	1114722	3974N
1114090	3974N	1114218	67-702-1-S	1114378	66-101-CA	1114723	3974N
1114091	3974N	1114223	67-702	1114379	66-101-CA	1114724	3339N
1114092	3974N	1114223	67-702-1-S	1114380	66-101-CA	1114725	3974N
1114095	3974N	1114247	66-101-CA	1114381	66-101-CA	1114726	3974N
1114096	3974N	1114251	66-101-CA	1114388	66-101-CA	1114727	3745N

CROSS REFERENCE

INTERCHANGE

OEM No.	Part No.	OEM No.	Part No.	OEM No.	Part No.	OEM No.	Part No.
	Delco		Delco		Delco		Delco
1114728	3745N	1114855	3745N	1114978	3974N	1117620	7266N
1114729	3948N	1114856	3948N	1114979	3745N	1117621	7266N
1114730	3745N	1114857	3948N	1114981	3745N	1117622	7297N
1114734	3339N	1114858	3948N	1114984	3974N	1117623	7297N
1114735	3948N	1114859	3948N	1114985	3974N	1117624	7266N
1114737	3745N	1114860	3948N	1114986	3339N	1117628	7266N
1114738	3745N	1114861	3948N	1114987	3745N	1117631	7297N
1114740	3948N	1114862	3948N	1114989	3948N	1117640	7297N
1114741	3974N	1114863	3948N	1114991	3339N	1117641	7266N
1114742	3948N	1114864	3948N	1115506	67-102-1	1117642	7297N
1114743	3948N	1114871	3948N	1115526	66-109	1117643	7297N
1114745	3339N	1114872	3948N	1115544	66-107	1117644	7297N
1114747	3974N	1114873	3745N	1115547	66-107	1117645	7297N
1114748	3339N	1114874	3745N	1115548	66-107	1117647	7297N
1114749	3974N	1114875	3745N	1115556	66-106-C	1117648	7263N
1114750	3974N	1114878	3745N	1115557	66-107	1117650	7297N
1114751	3974N	1114879	3745N	1115559	66-107	1117655	7297N
1114752	3974N	1114880	3745N	1115574	66-107	1117734	7263N
1114753	3339N	1114882	3339N	1115576	66-107	1117746	7263N
1114754	3339N	1114883	3339N	1115593	66-113	1117801	7940N
1114755	3745N	1114884	3339N	1115595	66-114	1117805	7975N
1114756	3745N	1114885	3339N	1115601	66-114	1117809	7940N
1114759	3948N	1114886	3339N	1115606	66-106-C	1117811	7940N
1114760	3745N	1114888	3339N	1115607	66-107	1117812	7940N
1114761	3974N	1114889	3974N	1115608	66-114	1117813	7940N
1114762	3745N	1114890	3974N	1115645	66-113	1117816	7940N
1114765	3339N	1114891	3974N	1115646	66-107	1117817	7965N
1114766	3974N	1114892	3974N	1115647	66-107	1117820	7940N
1114767	3948N	1114893	3974N	1116481	66-101-CA	1117821	7975N
1114769	3974N	1114894	3974N	1116624	66-101-CA	1117826	7263N
1114772	3948N	1114895	3974N	1117069	7252N	1117828	7965N
1114774	3948N	1114896	3974N	1117225	7255N	1117830	7940N
1114776	3745N	1114897	3974N	1117226	7254N	1117831	7975N
1114777	3948N	1114898	3974N	1117227	7255N	1117834	7263N
1114780	3339N	1114899	3974N	1117228	7255N	1117836	7975N
1114781	3745N	1114900	3974N	1117229	7254N	1117838	7975N
1114782	3948N	1114901	3974N	1117230	7254N	1118121	67-102-1
1114784	3745N	1114903	3745N	1117231	7255N	1118810	66-101-CA
1114787	3339N	1114905	3948N	1117234	7255N	1118811	66-101-CA
1114790	3745N	1114906	3974N	1117236	7254N	1118816	66-101-CA
1114791	3339N	1114907	3745N	1117238	7252N	1118821	66-101-CA
1114793	3948N	1114909	3745N	1117239	7254N	1119775	67-102-1
1114795	3974N	1114910	3948N	1117240	7255N	1119781	66-101-CA
1114802	3339N	1114911	3339N	1117241	7255N	1119798	66-101-CA
1114805	3948N	1114913	3974N	1117242	7255N	1119804	66-109
1114807	3339N	1114914	3948N	1117243	7254N	1119828	67-718
1114811	3974N	1114915	3745N	1117244	7255N	1119828	67-718-1
1114812	3974N	1114916	3745N	1117248	7254N	1119832	66-109
1114814	3974N	1114917	3948N	1117249	7252N	1119835	66-110
1114815	3974N	1114923	3745N	1117250	7254N	1119844	67-100-1
1114816	3974N	1114928	3974N	1117251	7255N	1119845	67-101-1
1114819	3974N	1114933	3339N	1117253	7254N	1119846	67-102-1
1114820	3974N	1114935	3745N	1117254	7254N	1119848	66-109
1114822	3339N	1114937	3974N	1117255	7255N	1119849	66-109
1114823	3339N	1114941	3974N	1117256	7252N	1119853	66-110
1114824	3339N	1114942	3339N	1117258	7254N	1119862	66-110
1114825	3339N	1114945	3948N	1117259	7255N	1119865	67-102-1
1114827	3339N	1114947	3745N	1117260	7255N	1119866	67-102-1
1114828	3339N	1114949	3948N	1117261	7255N	1119879	66-110
1114832	3339N	1114950	3745N	1117262	7255N	1119895	66-110
1114834	3339N	1114951	3745N	1117263	7255N	1119899	67-101-1
1114835	3339N	1114953	3948N	1117264	8066N	1119910	66-101-CA
1114842	3745N	1114958	3745N	1117265	8066N	1119919	66-101-CA
1114843	3948N	1114961	3974N	1117267	7255N	1119923	66-101-CA
1114844	3745N	1114963	3745N	1117271	66-101-CA	1119928	67-102-1
1114845	3948N	1114964	3745N	1117274	8066N	1119929	67-102-1
1114846	3745N	1114965	3974N	1117280	8066N	1119932	67-102-1
1114847	3745N	1114967	3339N	1117282	7254N	1119936	66-101-CA
1114848	3745N	1114968	3948N	1117611	7266N	1119943	67-102-1
1114849	3745N	1114970	3745N	1117612	7266N	1119946	66-101-CA
1114850	3745N	1114971	3745N	1117613	7266N	1119967	66-101-CA
1114851	3745N	1114973	3745N	1117615	7297N	1119974	66-101-CA
1114852	3745N	1114974	3745N	1117616	7266N	1119980	66-101-CA
1114853	3745N	1114976	3339N	1117618	7266N	1119981	66-101-CA
1114854	3745N	1114977	3339N	1117619	7297N	1119986	66-101-CA

CROSS REFERENCE

INTERCHANGE

OEM No.	Part No.	OEM No.	Part No.	OEM No.	Part No.	OEM No.	Part No.
	Delco		Delco		Delco		Delco
1119989	66-101-CA	1990262	4930N	1990437	6370N	1998314	6423N
1119998	66-101-CA	1990263	4930N	1990444	6370N	1998316	6616N
1119999	66-101-CA	1990264	4930N	1990453	6360N	1998317	3550N
1851178	46-1455	1990265	3702N	1990456	6370N	1998318	3550N
1875687	54-180-1	1990267	4930N	1990457	6360N	1998330	6576N
1876553	3686N	1990268	4930N	1990458	6356N	1998331	6572N
1892182	54-180-1	1990269	4930N	1990460	6370N	1998334	6575N
1893560	54-124-1	1990270	4930N	1990461	6370N	1998338	6575N
1893561	54-117-1	1990271	4930N	1990465	6356N	1998342	6576N
1894140	3631N-PG	1990273	4930N	1990468	6356N	1998346	6570N
1894210	54-117-1	1990274	4930N	1990470	6356N	1998350	6572N
1894211	54-123	1990276	4930N	1990471	6371N	1998357	6572N
1894212	54-125-1	1990278	4930N	1990475	6356N	1998362	6576N
1894213	54-124-1	1990279	3745N	1990477	6356N	1998367	6570N
1894219	54-117-1	1990284	4930N	1990478	6356N	1998373	6572N
1935104	3-209	1990291	3902N	1990480	6371N	1998376	6576N
1935487	54-123	1990297	3948N	1990482	3745N	1998378	6575N
1935827	54-180-1	1990307	3745N	1990483	6356N	1998394	6575N
1936647	54-124-1	1990315	6410N-PT	1990485	6370N	1998400	3838N
1938508	3686N	1990318	6410N-PT	1990492	6371N	1998404	6615N
1939508	3686N	1990323	3974N	1990493	6370N	1998405	6615N
1943600	54-133-1	1990324	3948N	1990495	6356N	1998405	6616N
1945487	54-123	1990325	3339N	1990497	6360N	1998408	17037N
1945879	54-125-1	1990326	6410N-PT	1993700	3745N	1998423	17037N
1946945	54-124-1	1990328	3745N	1993703	3339N	1998435	3838N
1948606	54-124-1	1990337	6356N	1993704	3948N	1998444	3686N
1949772	3-209	1990343	3948N	1993753	3902N	1998446	6572N
1952083	54-123	1990344	6370N	1993754	6410N-PT	1998452	3838N
1953151	54-117-1	1990348	6356N	1993762	6410N-PT	1998456	17037N
1954842	54-180-1	1990349	6516N	1993783	6371N	1998457	17037N
1955777	54-123	1990352	6356N	1993790	6410N-PT	1998460	6615N
1960370	54-123	1990354	6356N	1993797	6360N	1998467	3838N
1965723	54-180-1	1990357	6360N	1993799	6410N-PT	1998473	3686N
1965923	54-180-1	1990358	6356N	1993802	6370N	1998480	6576N
1967779	54-123	1990359	6360N	1993803	6356N	1998484	6572N
1970527	54-125-1	1990361	6370N	1993804	6360N	1998490	17037N
1970711	54-124-1	1990362	6371N	1993805	6370N	1998516	3838N
1971277	54-117-1	1990363	6356N	1993807	6356N	1998517	3838N
1972287	54-224-1	1990367	6370N	1993809	6360N	1998563	3686N
1974352	54-180-1	1990368	6370N	1993810	6370N	1998564	3838N
1974641	54-133-1	1990370	6371N	1993813	6516N	1998566	6423N
1974655	54-133-1	1990372	6516N	1993814	6360N	1998569	6423N
1976482	46-1860	1990375	6356N	1993816	6356N	1998570	6423N
1976884	54-123	1990376	6356N	1993820	6371N	1998577	3838N
1977004	54-125-1	1990378	6370N	1993822	3948N	1998580	3838N
1977005	54-124-1	1990379	6371N	1993823	6356N	1998591	3838N
1977011	54-117-1	1990382	6370N	1993824	6576N	1998592	3686N
1977068	3838N	1990383	6370N	1993825	4930N	1998598	3686N
1977091	3686N	1990384	6370N	1993833	6360N	8000108	6792N-MD
1985495	46-1455	1990386	6356N	1993840	4930N	8000282	6792N
1988602	3631N-PG	1990388	6370N	1993841	4930N	8200027	6826N
1988711	3631N-PG	1990390	6370N	1993842	6370N	8200029	6803N
1988711	3838N	1990392	6356N	1993852	4930N	8200034	6819N
1990200	3339N	1990395	6261N	1993856	6516N	8200041	6819N
1990202	3745N	1990396	6356N	1993881	6410N-PT	8200086	6823N
1990208	3339N	1990398	6356N	1993917	6278N	8200410	6819N
1990219	3339N	1990399	6371N	1993924	6370N	8200435	6823N
1990221	3339N	1990400	6356N	1993929	6360N	8200447	6803N
1990222	3745N	1990403	6371N	1993936	3948N	8200450	6826N
1990224	3974N	1990409	6370N	1993940	6360N	8200702	6823N
1990229	4930N	1990410	6370N	1993944	6360N	8400027	8467-9N
1990231	4930N	1990412	6370N	1993945	3948N	8400111	8723N
1990233	3902N	1990414	3948N	1993975	6356N	8600002	8723N
1990234	3902N	1990415	3948N	1993978	6370N	9000762	6562N
1990235	4930N	1990418	6370N	1993985	6356N	9000763	6563N
1990236	3702N	1990420	6356N	1998213	3838N	9000768	6562N
1990237	4930N	1990422	6370N	1998224	3686N	9000789	6562N
1990239	4930N	1990423	6356N	1998227	3631N-PG	9000819	6562N
1990244	4930N	1990424	6356N	1998234	3838N	9000820	6563N
1990248	4930N	1990425	6371N	1998235	3838N	9000821	6562NM
1990249	4930N	1990429	6371N	1998236	3838N	9000822	6563N
1990250	4930N	1990430	6261N	1998245	3686N	9000839	6792N
1990251	4930N	1990432	3948N	1998256	3686N	9000840	6792N
1990259	4930N	1990433	6360N	1998275	3686N	9000851	6562N
1990260	4930N	1990436	6263N	1998286	3838N	9000855	6794N

CROSS REFERENCE

INTERCHANGE

OEM No.	Part No.	OEM No.	Part No.	OEM No.	Part No.	OEM No.	Part No.
	Delco		Delco		Delco		Delco
9000884	6792N	10461178	3974N	10478935	6356N	10497083	7853N
9000885	6562N	10461179	3745N	10478939	6360N	10497177	7138N
9000886	6562N	10461184	6370N	10478942	6360N	12301329	6570N
9000887	6931N	10461211	6516N	10478963	6356N	12301334	6563N
9000888	6793N	10461214	6356N	10478980	6370N	12301341	6576N
9000974	6794N	10461216	6371N	10478983	6356N	12301346	6572N
10451047	3745N	10461242	3948N	10478986	6370N	12301387	6410N-PT
10455300	3838N	10461259	6370N	10478992	6371N	12301389	6410N-PT
10455307	3686N	10461270	6516N	10478995	6360N	12303394	3686N
10455602	6616N	10461271	6356N	10478996	6370N	12304044	3838N
10455603	6423N	10461283	6582N	10478998	6370N	12304203	3631N-PG
10455855	3902N	10461285	6583N	10479006	6356N	12304738	3686N
10456393	66-113	10461326	6356N	10479026	6371N	12304989	3838N
10456422	54-180-1	10461338	3948N	10479028	6356N	19010001	7254N
10456454	66-8405	10461341	3948N	10479037	6356N	19010003	8066N
10457007	67-101-1	10461345	6360N	10479041	6516N	19010006	7254N
10459058	7940N	10461357	6360N	10479063	6516N	19010007	8066N
10459061	7254N	10461358	6360N	10479065	6356N	19010009	8066N
10459063	8066N	10461392	6356N	10479072	6356N	19010010	8066N
10459064	7254N	10461415	6356N	10479081	6356N	19010011	8066N
10459065	8066N	10461443	6570N	10479091	6371N	19010012	8066N
10459067	8066N	10461444	6596N	10479110	6356N	19010013	8066N
10459068	8066N	10461448	6575N	10479111	6370N	19010014	8066N
10459072	7254N	10461449	6575N	10479112	6356N	19010018	8066N
10459073	8066N	10461450	6576N	10479113	6356N	19010019	8066N
10459074	8066N	10461451	6576N	10479114	6370N	19010020	7254N
10459075	7255N	10461468	6582N	10479115	6360N	19010021	8066N
10459076	7252N	10461469	6582N	10479116	6356N	19010023	7254N
10459077	7255N	10461471	6601N	10479120	6360N	19010615	6616N
10459097	7940N	10461482	6577N	10479124	4930N	19010617	6615N
10459098	7965N	10461486	6582N	10479125	4930N	19011507	6819N
10459099	8066N	10461739	4930N	10479126	4930N	19011511	6803N
10459100	7254N	10461758	6803N	10479136	6360N	19011512	6826N
10459101	8066N	10461778	6356N	10479146	6371N	19011522	6819N
10459103	7255N	10463060	7294-12N	10479150	6356N	19011524	6803N
10459120	7965N	10463072	7138N	10479154	6371N	19020536	12148N
10459132	8066N	10463073	7138N	10479156	6356N	19020600	8465N
10459136	7255N	10463397	7294-12N	10479159	6516N	19020601	8460N
10459137	7254N	10465025	3686N	10479160	6356N	19020604	8465N
10459161	8066N	10465026	6573N	10479162	6371N	19020606	8467N-6G2
10459162	8066N	10465042	6562N	10479164	6370N	19020608	8466N-1G
10459245	7254N	10465043	6573N	10479171	6370N	19020609	8460N
10459257	7940N	10465044	6572N	10479178	6360N	19020611	8461N
10459258	7940N	10465047	6575N	10479179	6278N	19020612	8461N
10459555	8329N	10465048	6575N	10479185	6356N	19020614	8468N
10461001	6410N-PT	10465049	6576N	10479211	6370N	19020615	8469N
10461023	6261N	10465050	6576N	10479225	6360N	19020616	8463N
10461024	6370N	10465149	17037N	10479245	6360N	19020617	8467N-6G1
10461027	6263N	10465211	6583N	10479277	6356N	19020703	8470N
10461030	6370N	10465295	6572N	10479285	6356N	19020704	8471N
10461031	6360N	10465365	6583N	10479290	6370N	19020706	8470N
10461032	6371N	10465407	6573N	10479621	6573N	19020707	8471N
10461033	6356N	10467985	66-125	10479622	6582N	19024016	18253N
10461036	6516N	10470757	54-180-1	10479623	6582N	19024030	17094N
10461038	6356N	10478810	6356N	10479624	6583N	19024051	18375N
10461039	6410N-PT	10478819	6278N	10479628	6601N	19024052	18253N
10461043	6370N	10478832	6356N	10479924	7853N	19024071	16372N
10461045	3974N	10478833	6356N	10479925	7853N	19024232	18033N
10461045	6356N	10478863	4930N	10479926	7853N	19024252	17075N
10461046	3339N	10478865	4930N	10479927	7853N	19024256	18033N
10461047	3745N	10478866	4930N	10479928	7853N	19136124	17037N
10461057	4930N	10478874	3702N	10479929	7853N	19136156	3631N-PG
10461060	3339N	10478878	4930N	10479930	7853N	19136158	3686N
10461063	6576N	10478879	4930N	10495429	7294-12N	19136169	3838N
10461076	6516N	10478883	4930N	10496870	3631N-PG	19136189	3838N
10461103	3902N	10478885	4930N	10496871	3838N	213-1545	MAP1101
10461107	3948N	10478887	4930N	10496872	3838N	213-185	MAP1101
10461125	4930N	10478888	4930N	10496876	3686N	213-187	MAP1101
10461126	6356N	10478894	6356N	10496877	3650N	213-356	MAP1101
10461128	6370N	10478895	6356N	10496877	3686N	213-796	MAP1112
10461134	6263N	10478907	4930N	10496882	17037N	26925202A	6616N
10461136	6360N	10478908	4930N	10496883	17037N	26925230A	6615N
10461162	6371N	10478909	4930N	10496885	6570N	D1145	66-101-CA
10461168	6261N	10478911	4930N	10497074	7294-12N	D1323	66-101-CA
10461172	6516N	10478912	4930N	10497077	7294-12N	D1456	66-101-CA

CROSS REFERENCE

INTERCHANGE

OEM No.	Part No.	OEM No.	Part No.	OEM No.	Part No.	OEM No.	Part No.
Denso Remanufactured		Elstock		Elstock		Fiat	
9722809-106	18148N	25-0486	18148N	45-1274	17094N	4755111	18033N
9722809-108	18144N	25-1026	30733N	45-2345	6370N	4755113	18032N
9722809-366	18148N	25-1051	17112N	45-2377	18375N	4755510	17092N
9722809-373	18014N	25-1062	18014N	45-2403	3702N	4759929	17093N
9722809-492	18144N	25-1081	18209N	45-3134	19724N	4763995	18030N
9722809-787	18018N	25-1083	18144N	45-4120	6582N	4763996	18029N
9761219-610	7254N	25-1085	17141N	48-0636	7263N	4774976	17094N
		25-1150	18205N	48-1596	12167N	4807373	17093N
		25-1152	18203N	48-1758	12110N	4807374	18461N
		25-1164	17028N	48-3684	12148N	4807375	18029N
Detroit Diesel		25-1166	17002			4807377	18031N
R0459137	7254N	25-1190	17135N			4807378	18030N
R0461125	4930N	25-1190	17315N	Euclid	7297N	4807379	18033N
R0461126	6356N	25-1190	17315N	E820107X	7297N	4819723	17093N
R0461127	6356N	25-1224	17096N	E820112X	7254N	6706931	18031N
R0461178	3974N	25-1338	17135N	E820135X	7975N	7565558	20819N
R0461179	3745N	25-1338	17315N	E-821104X	6573N	7740560	18030N
R0461184	6370N	25-1342	18144N	E-821124X	6356N	8122161	17094N
		25-1415	16562N	E-821126X	6370N	8122191	16372N
		25-1420	17316N	E-821131X	6360N	8862534	18032N
		25-1421	18148N	E821132X	4930N	8961386	18032N
		25-1472	18461N			8962534	18032N
		25-1473	18369N	Faun		9972215	18029N
		25-1485	18369N	0936281	14949N	42522942	17073N
		25-1489	17318N	1701051	17107N	61227993	18253N
		25-2063	19839N	1701058	18375N	77028560	18461N
		25-2110	18026N	1701065	17073N	77040560	18030N
		25-2125	6562N	1707049	17094N	77040561	18030N
		25-2125	6562NM	4159015	17073N	77050262	18033N
		25-2125	6792N			77050561	18031N
		25-2127	18144N	Fiat		77050562	18033N
		25-2268	17362N	929162	18031N	77065560	18032N
		25-2321	18230N	2022506	18029N	77080560	18030N
		25-2369	18424N	4169093	18029N	77080561	18031N
		25-2390	18230N	4169095	18030N	77097430	18032N
		25-2407	18314N	4169096	17093N	77130560	18032N
		25-2421	17008N	4169096	18029N	77414430	18030N
		25-2478	17630N	4172113	17093N	77414431	18030N
		25-3013	18219N	4231018	18030N	77444430	18030N
		25-3168	32638N	4269114	18030N	774445430	18030N
		26-0435	17135N	4682998	17093N	88205005	17093N
		26-1280	17237N	4682999	18030N	88205006	18029N
		26-1446	17135N	4691200	18031N	9611366880	22447N
		28-0534	13068N	4692477	18030N	9611369580	22447N
		28-0578	20819N	4699704	18030N	9612257180	22447N
		28-0633	14949N	4699705	18029N	9616862980	22447N
		28-0806	14390N	4701920	18030N	9619333080	22447N
		28-0806	14390N	4702248	18029N	9655249280	22447N
		28-0910	13068N	4703751	18029N		
		28-1612	20819N	4706008	18033N		
		28-1680	20819N	4706720	18032N		
		28-1698	12109N	4706931	18031N	Fiat Allis	
		28-1715	12174N-1G	4710224	17093N	70620350	4930N
		28-1787	20819N	4711699	18461N	70620382	3745N
		28-1820	22447N	4713806	17092N	70622235	3745N
		28-1837	20819N	4716026	18033N	70675686	4930N
		28-1962	22447N	4716026	18033N	70697811	4930N
		28-1969	22447N	4716062	18033N	70699268	7254N
		28-2574	12161N	4719666	17092N	73061273	3745N
		28-2645	12231N	4722682	17093N	73069398	3745N
		28-2811	12272N	4728682	17093N	73113742	7297N
		28-2940	12145N	4735444	18030N	73114229	4930N
		28-3812	12176N-1G	4737754	18030N	73116947	3745N
		28-3812	12177N	4737755	18029N	73117237	3745N
		28-3845	12112N	4737756	18033N	73119134	7297N
		28-3991	12174N-6G	4737757	18032N	73130192	3948N
		28-3996	12176N-6G	4737758	17092N	73130194	3745N
		28-4591	12355N	4737759	17092N	73130195	3745N
		28-5630	12673N	4739353	17093N	73130196	4930N
		45-0202	18032N	4744841	18031N	73130197	4930N
		45-0211	17107N	4745279	17093N	73130198	4930N
		45-0219	17073N	4745929	17093N	73130625	3745N
		45-0228	18033N	4745930	18461N	73130627	4930N
		45-0291	18375N	4752403	18031N		
		45-0345	18031N	4755108	18030N	Force Outboards	
		45-0398	18030N	4755109	18029N	820545	10802N
		45-0488	18253N	4755110	17092N	824051	10821N

CROSS REFERENCE

INTERCHANGE

OEM No.	Part No.	OEM No.	Part No.	OEM No.	Part No.	OEM No.	Part No.
Force Outboards		Ford		Ford		Ford	
49-0955	5732N	C9HE-11350-A	54-123	E2VU-11390-AA	66-205	F2TE 12127-BA	DST2890
50-514955	5396N	C9WF-11350-C	54-124-1	E2VU-11390-AA	66-208	F32Z-12029-A	CFD478
50-583869	5732N	CUTZ-11390-A	66-107	E3EF-12029AA	CFD478	F32Z-12A127-B	CFD478
50-583869-T	5732N	DORY-12029-A	CUC12	E3FZ-12029-A	CFD478	F3CU-11390-AA	66-205
50-616955-1	5732N	DOVF-11000-A	3142N	E3HZ-11002-A	4930N	F3CU-11390-AA	66-208
50-819085	5732N	DOVF-11001-A	3142N	E3HZ-11002-B	4930N	F3CZ-11390-A	66-205
50-819085-1	5732N	DOVY-11002-A	3142N	E3HZ-11002-C	4930N	F3CZ-11390-A	66-208
50-819085-T1	5732N	D1RY-12029-A	CUC12	E3PZ-11390-A	66-100-CA	F3FU-12029-AA	CFD478
50-819271	5729N	D27Z-12029-A	CUC12	E3TF-11000-AA	17037N	F3HT-10300-SA	8066N
50-820193	5738N	D2AF-11001-EA	3142N	E3TZ-11002-B	17037N	F3HT-10300-TA	8066N
50-820193-1	5738N	D2VF-11000-AA	3142N	E4TF-11000-AA	17037N	F3HT-10300-UA	8066N
50-820193A1	5729N	D2VF-11001-AA	3142N	E5TF-11000-AA	17037N	F3HZ-10346-A	8066N
50-820193-T1	5738N	D3OZ-11002-A	3142N	E5TZ 12127-A	DST2880	F3TU-11000-AA	17037N
61-6955	5732N	D3TF-11001-BA	3974N	E5TZ-11002-B	17037N	F3VU-11390-AA	66-205
F17556	10806N	D3TF-11001-CA	3142N	E6HT-11001-AA	3339N	F3VU-11390-AA	66-208
F17563	10806N	D3TF-11001-DA	3142N	E6HT-11001-CA	6356N	F3VY-11390-A	66-205
F694541-1	10802N	D3TZ-11002-C	3142N	E6HZ-11002-A	3339N	F3VY-11390-A	66-208
F694541-2	10802N	D4AF-11001-AA	3142N	E6HZ-11002-B	3339N	F3VY-11390-B	66-205
FK654541	10806N	D4AF-11001-BA	3142N	E6HZ-11002-C	6356N	F3VY-11390-B	66-208
		D4AZ-11002-A	3142N	E6HZ-11002-D	6356N	F4DU-11390-AA	66-205
		D4HF-10300-A	7255N	E6HZ-11390-C	66-113	F4DU-11390-AA	66-208
		D4HF-10300-AA	7255N	E6SZ 12127-E	DST2880	F4DZ-11390-A	66-205
		D4HF-10300-C	7255N	E73F-12029-AA	CFD478	F4DZ-11390-A	66-208
		D4HF-10346-C	7255N	E73F-12029-AB	CFD478	F4TE 12127-AA	DST2700
		D4HF-10346-CA	7255N	E73Z-12029-A	CFD478	F4TZ 12127-A	DST2700
		D4HF-11350-AA	54-124-1	E7HS-10346-AA	7940N	F5FZ-12029-A	CFD478
		D4HF-11350-BA	54-123	E7HT-10300-CA	7255N	F5PZ-12029-A	CFD478
		D4HZ-10346-A	7255N	E7HZ-10346-A	7255N	F5TE 12127-BA	DST2886
		D4OF-11001-AA	3142N	E8HT-11001-AA	6516N	F5ZZ-12029-A	CFD478
		D4OF-11001-BA	3142N	E8HZ-11002-A	6516N	F6HT-11001-AA	6356N
		D4TF-11001-CA	3142N	E8HZ-11002-HA	6516N	F6HT-11001-BA	6516N
		D4TZ-11002-A	3974N	E8TF-11000-AA	17037N	F6HT-11001-DA	6576N
		D4TZ-11002-B	3974N	E8TZ 12127-BC	DST2886	F6HT-11001-EA	6360N
		D4TZ-11002-E	3339N	E8TZ-11002-A	17037N	F6HT-11001-GA	6356N
		D4TZ-11002-F	3339N	E90Z-11390-A	66-205	F6HZ-11002-AA	6356N
		D4VF-11000-AA	3142N	E90Z-11390-A	66-208	F6HZ-11002-BA	6516N
		D4VF-11000-BA	3142N	E9HS-10300-BA	7940N	F6HZ-11002-DA	6576N
		D4VF-11001-AA	3142N	E9HS-10346-AA	8066N	F6HZ-11002-EA	6360N
		D4VY-11002-A	3142N	E9OF-11390-AA	66-205	F6HZ-11002-GA	6356N
		D4VY-11002-B	3142N	E9OF-11390-AA	66-208	F6VU-11390-AA	66-208
		D4VY-11002-C	3142N	E9OF-11390-BA	66-205	F6VZ-11390-A	66-208
		D5AF-11001-AB	3142N	E9OF-11390-BA	66-208	F6VZ-11390-AA	66-208
		D5AF-11001-BA	3142N	E9OZ-11390-A	66-205	F7HZ-10346-A	7255N
		D5AF-11001-BB	3142N	E9OZ-11390-A	66-208	F7HZ10346AA	7255N
		D5AF-11350-AA	54-224-1	E9OZ-11390-B	66-205	F7PJ-12029-AA	CFD478
		D5AZ-11002-A	3142N	E9OZ-11390-B	66-208	F7PZ-12029-A	CFD478
		D5AZ-11002-B	3142N	E9SF-11000-AA	3268N	F7PZ-12029-AA	CFD478
		D5AZ-11350-AM	54-224-1	E9SF-11000-BA	3268N	F7SU-11000-A1B	3268N
		D5FF-11001-AA	3182N	E9SZ-11002-A	3268N	F7SU-11000-AA	3268N
		D5TF-11001-BA	3142N	E9SZ-11002-B	3268N	F7SU-11000-AB	3268N
		D5TZ-11002-A	3142N	E9SZ-11002-BRM	3268N	F7SZ-11002-AA	3268N
		D5VF-11000-AB	3142N	E1HZ-11350-B	54-124-1	F7SZ-11002-AARM	3268N
		D6AF-11001-AA	3142N	F02F-11390-AA	66-205	SD152	54-224-1
		D6AZ-11002-A	3142N	F02F-11390-AA	66-208	SD164	54-224-1
		D6PF-11A108-B	54-224-1	F02U-11390-AA	66-205	SD175	54-224-1
		D6PF-11A108-BA	54-224-1	F02U-11390-AA	66-208	SD181	54-123
		D6PZ-11350-B	54-224-1	F02Z-11390-A	66-205	SD183	54-124-1
		D6TF-11001-CA	3142N	F02Z-11390-A	66-208	SD302	54-224-1
		D6TZ-11002-C	3142N	F0HT-10300-AA	7940N	SD315	54-123
		D7HZ-10346-A	7255N	F0HT-10300-BA	8066N	SD317	54-123
		D7HZ-10346-D	7255N	F0HT-10300-BB	8066N	SD6318	54-124-1
		D7VJ-11000-AA	3142N	F0HT-10300-CA	8066N	SD6319	54-123
		D8FF-11001-DA	3182N	F0HT-10300-CB	8066N	SDX234	54-124-1
		D8HZ-11002-C	4930N	F0HT-10300-EA	7940N	SW1287	66-110
		D8VY-11002-C	3142N	F0HT-10300-FA	8066N	SW1720	66-106-C
		D9PZ-11002-A	3339N	F0HT-10300-FB	8066N	SW1723	66-107
		E1AB-11350-A	54-123	F0HT-11001-AA	6356N	SW1724	66-107
		E1EF-12029-AA	CFD478	F0HT-11001-AB	6356N	SW2188	66-205
		E1HZ-11350-A	54-123	F0HZ-10346-G	8066N	SW2188	66-208
		E1HZ-11390-A	66-106-C	F0HZ-10346-H	7940N	SW2195	66-113
		E1HZ-11390-B	66-107	F0HZ-11002-A	6356N	SW2207	66-205
		E2EF-12029-AA	CFD478	F0OU-11390-AA	66-205	SW2207	66-208
		E2FZ-12029-A	CFD478	F0OU-11390-AA	66-208	SW2245	66-205
		E2HT-11001-DA	4930N	F1TZ 12127-C	DST2891	SW2245	66-208
		E2HZ-11002-A	3339N	F2TE 12127-AA	DST2890	SW2502A	66-205

CROSS REFERENCE

INTERCHANGE

OEM No.	Part No.	OEM No.	Part No.	OEM No.	Part No.	OEM No.	Part No.
Hella		Hino		Hitachi		IHC, Navistar	
8EA726031001	18030N	28100-1931A	17292N	S114-415A	18323N	383290091	7255N
8EA726032001	18029N	28100-1960A	17292N	S114-437	18307N	104290A2R	66-101-CA
8EA726052001	17135N	28100-1961	17292N	S114-483	18205N	121913C91	6572N
8EA726073001	30733N	28100-1961A	17292N	S114-483A	18205N	1243060H91	7297N
8EA726089001	30733N	28100-1961B	17292N	S114-551	18308N	1273112C91	17141N
8EA726131001	17094N			S114-551A	18308N	1286822H91	7297N
8EA-726-131-001	17094N	Hitachi		S114-552	18315N	146487C91	7853N
8EA726137001	17135N	2108-75002	54-8106-1	S114-552A	18315N	1530359C1	17114N
8EA726142001	18033N	2108F-3500	54-8106-1	S114-555	18316N	181907-H1	67-100-1
8EA726149001	17073N	GD001927-E	12112N	S114-559B	18351N	1962781C1	17096N
8EA726154001	18253N	GD205482-A	12109N	S114-561	18317N	2589223C91	18018N
8EA726170001	17073N	LR135-105	12109N	S114-571	18323N	260493C91	6370N
8EA726196001	17093N	LR140-714	12112N	S114-571A	18323N	262762C91	3974N
8EA726227001	16450N	LR140-714B	12112N	S114-650	18494N	263819C91	6356N
8EA726458001	17135N	LR140-721	12112N	S114-650A	18494N	307822R92	3745N
8EA726543001	3745N	LR140-721B	12112N	S114-651	18203N	3136412R92	14390N
8EA730209001	17644N	LR140-721C	12112N	S114-651A	18203N	313973R93	6370N
8EA730226001	18253N	LR140-723	12112N	S114-660	18315N	313979R92	3745N
8EA730263001	18144N	LR180-03	12272N	S114-660A	18315N	313979R93	6370N
8EA730266001	18144N	LR180-03A	12272N	S114-660B	18315N	3144924-R91	14949N
8EA730303001	3948N	LR180-03B	12272N	S114-667	18323N	3144-988-R93	12148N
8EA730307001	4930N	LR180-03C	12272N	S114-673	18307N	317941R92	3745N
8EA731773001	17316N	S106-07B	18301N	S114-674	18308N	3218239-R91	14949N
8EA737086001	18026N	S106-07E	18301N	S114-677	18317N	3218544R91	14390N
8EA737129001	17008N	S106-07F	18301N	S114-815	18219N	3574551C91	8329N
8EA737240001	17315N	S106-12	18301N	S114-815A	18219N	3584403C91	6356N
8EA737252001	17316N	S106-12A	18301N	S114-828B	18347N	383290C91	7255N
8EA737268001	17096N	S106-12B	18301N	S114-836A	18348N	394906R91	6410N-PT
8EA737792001	17318N	S108-102	18303N	S114-837	19701N	412732C91	3974N
8EA737793001	18230N	S108-102A	18303N	S114-838A	18349N	415515C91	3974N
8EA-737-793-001	18230N	S108-102B	18303N	S114-867	18442N	423103C91	7138N
8EL725582001	20819N	S108-112	18319N	S114-867A	18442N	424430C91	7138N
8EL725584001	12167N	S108-116	18305N	S114-867B	18442N	430138C91	6371N
8EL725604001	12167N	S108-120	18319N	S114-883	18219N	431481C91	3974N
8EL725605001	20819N	S108-61	18305N	S12-23	18205N-ND	431481R91	3974N
8EL725649001	12167N	S108-61A	18305N	S12-47	17002	439677R91	3745N
8EL725742001	14390N	S108-61B	18305N	S12-52	18205N-ND	4500732R9	6576N
8EL725774001	14390N	S108-61C	18305N	S12-75	18205N-ND	462588C91	4930N
8EL725813001	20819N	S108-61D	18305N	S12-77	18205N-ND	474-553-C1	54-124-1
8EL725897001	22447N	S108-61E	18305N	S12-77A	18205N-ND	474-554-C1	54-117-1
8EL725903001	14390N	S108-61F	18305N	S12-79	18205N-ND	474-555-C1	54-123
8EL725936001	14390N	S108-61G	18305N	S12-84	17644N	489716C91	6370N
8EL725941001	12167N	S108-80	18310N	S13-24A	18205N-ND	489717C91	4930N
8EL725943001	14949N	S108-80A	18310N	S13-41	19839N	510275C91	3974N
8EL725945001	12110N	S108-80B	18310N	S13-41A	19839N	511146C91	7255N
8EL725960001	20819N	S108-87A	18346N	S13-41B	19839N	522458C91	3974N
8EL730028001	22447N	S108-94	18319N	S13-41C	19839N	523579C91	3974N
8EL730040001	12407N	S108-97	18311N	S13-41D	19839N	524023C91	7252N
8EL730042001	12110N	S108-97A	18311N	S13-78	19839N	527888C91	6370N
8EL730043001	14949N	S108-99A	18345N			528012R91	6410N-PT
8EL730047001	12167N	S108-99B	18345N	Honda		530692C91	3974N
8EL730136001	8415N	S114-220	18313N	31200-7W1A-0040	19602N	5344721C91	3339N
8EL730137001	8422N	S114-221	18313N	31200-HW1-671	18431N	586986C91	7266N
8EL730164001	7297N	S114-221E	18313N	31200-ZV5-003	18317N	590071C91	7138N
8EL731686001	22447N	S114-221F	18313N	31200-ZV5-0130	18317N	596493R92	6576N
8EL731718001	12110N	S114-221G	18313N	31200-ZV5A-0130	18317N	597219C91	6371N
8EL731719001	12110N	S114-221H	18313N	31200-ZV6A-0130	18317N	597220C91	6371N
8EL737017001	12168N	S114-221J	18313N	31200-ZW1-004	19602N	627589C91	3745N
8EL737035001	22447N	S114-232	17135N	31200-ZW10-040	19602N	65478-C1	66-101-CA
8EL737218001	12145N	S114-232A	17135N	31200-ZW1A-0040	19602N	672901C91	7254N
8EL-737-275-001	12154N-OE	S114-237	17135N	31200-ZW5-003	19603N	673782C91	3948N
8EL-737-276-001	12398N-OE	S114-257	18205N	31200-ZW5-0030	19603N	673796C92	6371N
8EL737371001	14390N	S114-257G	18205N	31200-ZW5A-0032	19603N	673796C93	3339N
8EL737651001	14390N	S114-263B	18344N	36120-ZV5-821	10811N	680559R91	6410N-PT
8EL-737-787-001	12526N-OE	S114-303	18209N	36120-ZV5-822	10861N	690400C91	3745N
		S114-303A	18209N			690644C92	3948N
		S114-323	18314N	Hyster		729912C91	4930N
28100-1561A	17292N	S114-323A	18314N	339559	7294-12N	739911C91	4930N
28100-1562A	17292N	S114-323B	18314N	341675	7466N	755496C91	3745N
28100-1562B	17292N	S114-323C	18314N	1469604	6562N	777525C91	3974N
28100-1670	16635N	S114-413	18494N	3012611	7294-12N	782685C91	3974N
28100-1670A	16635N	S114-413A	18494N	3042505	7466N	786086C91	3974N
28100-1671A	16635N	S114-414	18203N	3046662	14390N	78669C91	5701N
28100-1672A	16635N	S114-414A	18203N			844319C91	7255N
28100-1930A	17292N	S114-415	18323N			875755R91	3974N

CROSS REFERENCE

INTERCHANGE

OEM No.	Part No.	OEM No.	Part No.	OEM No.	Part No.	OEM No.	Part No.
Johnson Electric		KHD		Kubota		Lester	
10153440	5758N	116-1638	14390N	15521-63011	18144N	3767	3974N
10153440	5764N	116-1890	17112N	15521-63012	18144N	3785	3745N
10153540	5758N	116-2504	17094N	15741-63010	17028N	3800	3838N
10599640	5909N	116-2505	17094N	15741-63011	17028N	3833	3745N
		116-2506	17094N	16097-61361	17354N	3838	3838N
Johnson Evinrude		116-2509	17107N	16612-63011	17028N	3902	3902N
4820140	5708N	116-2632	16372N	16612-63012	17028N	3948	3948N
		116-2639	16372N	16871-63010	17028N	3955	3948N
Kawasaki		116-3556	17107N	16871-63011	17028N	3958	3974N
13101-3706	54-8501-1	116-3626	17073N	16871-63012	17028N	3972	6410N-PT
21163-3003F	18305N	116-3669	17075N	17298-63010	18144N	3974	3974N
21163-3003G	18305N	116-3752	14390N	17298-63011	18144N	3978	3974N
21163-3003YR	18305N	116-4274	17107N	17298-63013	18144N	3991	6410N-PT
21163-3702	18330N-K	116-4668	17075N	17341-63010	18144N	4000	6570N
21163-3709	18330N-K	116-4994	17074N	17341-63011	18144N	4196	6576N
21163-3710	18305N	116-4995	17073N	17341-63013	18144N	4274	6576N
21163-3711	18305N	117-0049	16562N	17341-63015	18144N	4276	6572N
21163-3711-A	18305N	117-0947	16372N	19090-17861	18148N	4297	6615N
21163-3712	18330N-K	117-1203	17094N	19215-63010	18148N	4298	6616N
21163-3714	18330N-K	117-1481	17112N	19215-63011	18148N	4304	6616N
21163-3715	18445N	117-1638	14390N	19215-63012	18148N	4391	6573N
21163-3719	18445N	117-2099	17073N	19215-63013	18148N	4565	6572N
21163-3720	18432N	117-3240	17074N	19293-63011	17354N	4569	6576N
21163-3721	18432N	117-3241	17073N	8-97247-718-0	12630N	4600	4930N
21163-5031	18305N	117-3820	17073N	E7199-63010	17354N	4628	3974N
21174-3703	10853N	117-4633	17094N			4635	3974N
59051-3005	54-8106-1	117-4645	16372N	Leece-Neville		4745	6572N
		117-7441	17318N	4239	54-224-1	4746	3948N
1161280	18253N	117-7481	14949N	64235	54-125-1	4778	6576N
01161384	17074N	117-8026	17075N	77600	54-123	4906	6410N-PT
01161422	17073N	117-8670	17318N	77601	54-124-1	4927	4930N
1162339	14390N	117-8686	17075N	35258940	6573N	4930	4930N
01162506	17094N	117-9318	18026N	35259150	17037N	4960	6570N
01162639	16372N	117-9319	18026N	35259620	6573N	4963	6576N
01163626	17073N	117-9586	17073N	LNS2800	6573N	4987	3948N
01163669	17074N	118-0180	18230N	MO290-4239	54-224-1	5230	5712N
1163752	14390N	118-0995	18230N	MO290-4286	54-123	5268	5732N
1163753	14390N	118-1101	19724N	MO290-4289	54-124-1	5278	5716N
1163985	14949N	130-1833	17074N	MO290-4297	54-125-1	5279	5718N
01164668	17075N	130-2023	17073N	MO290-64235	54-125-1	5281	5716N
01164994	17074N	132-6430	17094N	MO290-77600	54-123	5287	5708N
01164995	17073N	240-3887	17094N	MO290-77601	54-124-1	5294	5709N
01170052	17075N	336-0745	16372N			5295	5735N
01170947	16372N	336-7045	16372N	Lester		5296	5733N
1171617	14949N	4248-8477	17073N	3019	5712N	5388	5389N
1171638	14390N	468-2999	18030N	3140	3141N	5389	5389N
01173240	17074N	471-9666	17092N	3141	3141N	5392	5735N
01173241	17073N	D2R24X6H7622	18253N	3142	3142N	5393	5393N
1174156	17075N	D8R24X6H762	17094N	3159	3159N	5396	5396N
1174166	17074N			3162	3182N	5397	5719N
01174166	17075N	Komatsu		3182	3182N	5398	5398N
01174633	17094N	11439977010	18203N	3183	3183N	5399	5399N
01175886	17075N	ALT1004	7297N	3200	3268N	5400	5400N
01177441	17318N			3205	3268N	5401	5401N
1177481	14949N	Kubota		3268	3268N	5401	5401N
01178026	17075N	15231-63012	17354N	3300	17037N	5686	5687N-DB
01178670	17318N	15231-63013	17354N	3339	3339N	5687	5687N-DB
01178686	17075N	15231-63014	17354N	3353	6410N-PT	5701	5701N
01179318	18026N	15231-63015	17354N	3367	6410N-PT	5702	5702N
01179319	18026N	15231-63016	17354N	3368	6410N-PT	5704	5704N
01179586	17073N	15271-63014	17354N	3370	3948N	5706	5706N
1180180	18230N	15271-63C13	17354N	3374	3339N	5708	5708N
01180805	18026N	15401-63010	18144N	3548	3550N	5709	5709N
1180995	18230N	15401-63012	18144N	3550	3550N	5710	5710N
02403887	17094N	15461-63010	18144N	3631	3631N-PG	5711	5711N
02934493	17318N	15461-63011	18144N	3635	3686N	5712	5712N
03360745	16372N	15461-63012	18144N	3650	3650N	5713	5713N
0144440725	16372N	15461-63013	18144N	3650	3650N	5714	5714N
0116-3556	17107N	15461-63014	18144N	3664	3838N	5715	5715N
0144-44-07-11	16372N	15461-63015	18144N	3686	3686N	5716	5716N
0146-44-04-10	17094N	15471-63011	17028N	3697	3697N	5717	5718N
116-1280	18253N	15504-63010	17028N	3702	3702N	5718	5718N
116-1384	17074N	15504-63011	17028N	3710	3948N	5719	5719N
116-1422	17073N	15504-63012	17028N	3720	6410N-PT	5720	5720N
		15521-63010	18144N	3744	3974N	5721	5721N
				3745	3745N	5722	5722N

CROSS REFERENCE

INTERCHANGE

OEM No.	Part No.	OEM No.	Part No.	OEM No.	Part No.	OEM No.	Part No.
	Lester		Lester		Lester		Lester
5723	5723N	6570	6570N	8461	8461N	10861	10861N
5724	5724N	6572	6572N	8463	8463N	10862	10862N
5725	5725N	6573	6573N	8465	8465N	12109	12109N
5726	5726N	6574	6582N	8466	8466N-1G	12110	12110N
5727	5727N	6575	6575N	8467	8467N-6G1	12112	12112N
5728	5728N	6576	6576N	8467	8467N-6G2	12130	12161N
5729	5729N	6577	6577N	8468	8468N	12145	12145N
5732	5732N	6582	6582N	8469	8469N	12148	12148N
5733	5733N	6583	6583N	8470	8470N	12154	12154N-OE
5734	5734N	6596	6596N	8471	8471N	12158	12161N
5735	5735N	6601	6601N	8723	8723N	12159	12159N
5736	5736N	6615	6615N	8725	8725N	12161	12161N
5737	5737N	6616	6616N	8726	8726N	12167	12167N
5738	5738N	6672	4930N	8901	8901N	12168	12168N
5739	5732N	6679	3183N	8902	8902N-61A	12174	12174N-1G
5740	5737N	6764	4930N	8902	8902N-94A	12174	12174N-6G
5741	5762N	6766	6562N	8903	8903N-61A	12175	12175N
5758	5758N	6769	6516N	8903	8903N-94A	12176	12176N-1G
5762	5762N	6770	6356N	8904	8904N	12176	12176N-6G
5763	5763N	6772	6371N	8905	8905N	12177	12177N
5764	5764N	6774	6356N	8906	8906N	12231	12231N
5769	5769N	6779	6360N	8907	8907N	12268	12268N
5772	5772N	6791	6792N	8908	8908N	12272	12272N
5773	5773N	6792	6792N	10724	10724N	12292	12154N-OE
5779	5779N	6793	6793N	10746	10746N-DB	12355	12355N
5901	5758N	6794	6794N	10748	10746N-DB	12358	12358N
5903	5903N	6803	6803N	10800	10800N	12359	12359N
5909	5909N	6813	6803N	10801	10801N	12373	12373N
5911	5919N	6819	6819N	10802	10802N	12391	12391N
5919	5919N	6823	6823N	10803	10803N	12392	12391N
6166	6572N	6826	6826N	10804	10804N	12398	12398N-OE
6202	3339N	6836	6823N	10805	10805N	12399	12398N-OE
6203	3745N	6869	6573N	10806	10806N	12405	12154N-OE
6207	3948N	6870	17037N	10807	10807N	12406	12154N-OE
6222	6360N	6931	6931N	10808	10808N	12407	12407N
6223	3948N	7138	7138N	10810	10810N	12409	12409N
6229	3974N	7152	7152N	10811	10811N	12411	12411N
6230	3745N	7195	7466N	10812	10812N	12415	12415N
6231	3745N	7241	7254N	10813	10813N	12425	12175N
6232	3948N	7252	7252N	10814	10814N	12432	12432N
6236	3339N	7254	7254N	10816	10816N-L	12474	12474N
6250	6360N	7255	7255N	10816	10816N-S	12490	12490N
6260	3745N	7263	7263N	10818	10818N	12524	12524N-OE
6261	6261N	7266	7266N	10819	10819N	12526	12526N-OE
6263	6263N	7297	7297N	10820	10820N	12595	12161N
6278	6278N	7317	8901N	10821	10821N	12630	12630N
6300	6563N	7324	8903N-61A	10822	10822N	12657	12657N
6352	6356N	7324	8903N-94A	10822	10822N-OE	12658	12658N
6356	6356N	7466	7466CN-94A	10823	10829N	12671	12673N
6360	6360N	7466	7466CN-HQ	10824	10824N	12672	12672N
6369	6360N	7466	7466N	10825	10825N	12673	12673N
6370	6370N	7466	7466N-94A	10826	10826N	12696	12154N-OE
6371	6371N	7467	7297N	10827	10827N	12715	12715N
6378	6370N	7489	7489N	10828	10828N	12719	12719N-OE
6387	6410N-PT	7496	12174N-1G	10829	10829N	12746	12746N-OE
6397	6278N	7649	8066N	10830	10830N	12750	12750N
6409	6562N	7657	7254N	10831	10831N	12751	12751N
6410	6410N-PT	7853	7853N	10832	10832N	12754	12754N
6420	6615N	7940	7940N	10833	10833N	13059	12411N
6423	6423CN	7965	7965N	10834	10834N	13068	13068N
6423	6423N	7975	7975N	10835	10835N	14390	14390N
6516	6516N	8047	8047N	10836	10836N	14949	14949N
6517	3339N	8050	8050N	10837	10837N	16360	17315N
6519	6575N	8057	8329N	10838	10838N	16372	16372N
6544	3948N	8058	8329N	10839	10839N	16450	16450CN
6546	6576N	8060	8066N	10840	10840N	16450	16450N
6550	6356N	8061	7254N	10841	10841N	16464	17316N
6551	6356N	8063	7255N	10844	10844N	16562	16562N
6557	3948N	8064	8066N	10845	10845N	16635	16635N
6558	3948N	8066	8066N	10847	10847N	16650	18144N
6560	6562N	8328	8329N	10851	10851N	16655	19847N
6561	6563N	8329	8329N	10853	10853N	16659	18029N
6562	6562N	8415	8415N	10855	10855N	16720	16720N
6562	6562NM	8422	8422N	10856	10856N	16866	16720N
6563	6563N	8460	8460N	10860	10860N	16954	17135N

CROSS REFERENCE

INTERCHANGE

OEM No.	Part No.	OEM No.	Part No.	OEM No.	Part No.	OEM No.	Part No.
Letrika (Iskra) Sales		Letrika (Iskra) Tech.		Lucas Electrical Europe		Lucas Electrical Europe	
IS 0612	16562N	AZE2545	17315N	LRA01179	13068N	LRS00923	17073N
IS 0612	17112N	AZE4535	18230N	LRA01191	12109N	LRS00933	17114N
IS 0647	30733N	AZJ0402	17074N	LRA01217	14390N	LRS00937	18029N
IS 0663	16635N	AZJ3110	18029N	LRA01246	12411N	LRS00956	16562N
IS 0665	17037N	AZJ3116	18029N	LRA01246	13068N	LRS00959	17107N
IS 0777	17135N	AZJ3128	17074N	LRA01299	12175N	LRS00960	17073N
IS 0777	17315N	AZJ3131	18033N	LRA01339	12174N-1G	LRS00987	18026N
IS 0811	17316N	AZJ3132	17073N	LRA01439	12407N	LRS01041	3631N-PG
IS 0862	17092N	AZJ3133	18030N	LRA01447	22447N	LRS01041	3838N
IS 1027	17362N	AZJ3137	18461N	LRA01543	12231N	LRS01056	3339N
IS 1027	6577N	AZJ3169	17075N	LRA01632	12272N	LRS01057	17075N
IS 1045	18369N	AZJ3170	17074N	LRA01655	7294-12N	LRS01058	16635N
IS 1056	6572N	AZJ3177	17318N	LRA01656	12411N	LRS01058	6410N-PT
IS 1063	6576N	AZJ3179	18026N	LRA01847	8066N	LRS01091	3974N
IS 1066	18203N	AZJ3215	16635N	LRA01926	12176N-1G	LRS01100	17316N
IS 1072	18230N	AZJ3222	17073N	LRA01926	12177N	LRS01103	17092N
IS 1088	6596N	AZJ3237	17092N	LRA01950	12112N	LRS01108	18148N
IS 1090	17037N	AZJ3297	16635N	LRA01960	12174N-1G	LRS01125	18014N
IS 1090	6573N	AZJ3333	17316N	LRA02062	12174N-6G	LRS01128	18209N
IS 1090	6583N	AZJ3508	17075N	LRA02065	12176N-6G	LRS01129	18144N
IS 1140	6582N	AZJ3514	18461N	LRA02080	12432N	LRS01131	17141N
IS 1178	3339N	AZJ3515	18033N	LRA02116	12161N	LRS01132	17316N
IS 1178	3974N	AZJ3517	18029N	LRA02144	12355N	LRS01133	17354N
IS 1178	6356N	AZJ3518	17073N	LRA02327	8460N	LRS01148	17002
IS 1179	3948N	AZJ3520	18031N	LRA02419	7263N	LRS01148	18205N-ND
IS 1179	6360N	AZJ3522	17073N	LRA02436	12148N	LRS01162	18205N
IS 1182	3339N	AZJ3535	18029N	LRA02461	7254N	LRS01164	18203N
IS 1182	6371N	AZJ3538	17093N	LRA02463	12415N	LRS01169	17028N
IS 1183	3745N	AZJ3542	18031N	LRA02464	12409N	LRS01180	17315N
IS 1183	4930N	AZJ3546	18030N	LRA02479	7297N	LRS01187	6576N
IS 1183	6370N	AZJ3582	18029N	LRA02480	7297N	LRS01189	17096N
IS 1210	17107N	AZJ3593	18032N	LRA02490	7252N	LRS01206	19839N
IS 1236	19724N	AZJ3594	17092N	LRA02495	12148N	LRS01223	17315N
IS 1300	17362N	AZK3603	17094N	LRA02503	12110N	LRS01225	18144N
IS 1322	17316N	AZK3639	17094N	LRA02514	8050N	LRS01230	6576N
IS 9001	16372N	AZK4301	17094N	LRA02698	12168N	LRS01236	6410N-PT
IS 9002	17094N	AZK5162	17094N	LRA02698	12373N	LRS01250	17316N
IS 9015	16372N	AZK5165	18375N	LRA02731	12145N	LRS01251	18148N
IS 9016	18253N	AZK5174	18253N	LRA02775	12110N	LRS01255	17037N
IS 9027	18253N	AZK5175	18253N	LRA02960	12630N	LRS01276	18369N
IS 9032	18375N	AZK5191	18375N	LRA03018	12673N	LRS01279	17318N
IS 9042	18253N	AZK5410	17094N	LRA03021	12672N	LRS01283	17141N
IS 9138	18375N	AZK5429	18253N	LRA03057	8461N	LRS01289	6572N
IS 9313	6562N	AZK5498	18375N	LRB00104	12167N	LRS01308	19839N
IS 9313	6562NM	AZK5523	16372N	LRB00143	22447N	LRS01317	6410N-PT
IS 9314	6562N	AZL3601	18375N	LRB00181	22447N	LRS01331	6423N
IS 9315	6563N	AZL3653	18253N	LRB00305	12161N	LRS01331	6562N
IS 9433	16450N			LRB00306	12110N	LRS01331	6792N
				LRS00124	17644N	LRS01333	18144N
Letrika (Iskra) Tech.		Leyland Auto		LRS00133	16450N	LRS01387	17362N
AAG1301	14949N	A300	14949N	LRS00182	18029N	LRS01408	17037N
AAG1302	14949N	A663	8415N	LRS00217	17354N	LRS01408	6573N
AAG1311	14949N	S345	17318N	LRS00363	17315N	LRS01418	3268N
AAK1131	20819N			LRS00376	17075N	LRS01422	18230N
AAK1181	20819N	Liebherr		LRS00379	16720	LRS01444	18424N
AAK1182	14390N	6000887	17094N	LRS00455	30733N	LRS01457	18230N
AAK1369	12110N	6290051	18375N	LRS00569	17112N	LRS01469	18314N
AAK1370	14390N	600-03-09	18375N	LRS00578	30733N	LRS01478	17008N
AAK1383	12110N	600-07-33	18253N	LRS00729	17135N	LRS01512	17630N
AAK1398	12167N	600-10-25	18375N	LRS00733	30733N	LRS01531	18219N
AAK3130	20819N	610-40-80	18375N	LRS00762	17075N	LRS01576	6563N
AAK3332	12110N	610-70-10	14390N	LRS00823	16372N	LRS01638	32638N
AAK3334	12110N	610-71-08	17074N	LRS00825	18375N	LRS01646	6563N
AAK3547	14390N	620-06-62	17073N	LRS00837	18030N	LRS01741	3339N
AAK3802	13068N	620-08-27	17073N	LRS00838	18461N	LRS01788	3550N
AAK4143	20819N			LRS00839	18031N	LRS01789	6563N
AAK4307	12145N	Lister Petter		LRS00840	18032N	LRS01794	6792N
AAK4321	12168N	36202349	20607N-OE	LRS00841	18033N	LRS01796	6792N
AAK5131	22447N	Lucas Electrical Europe		LRS00847	18029N	LRS01800	6562NM
AAK5165	12145N	LRA00207	20819N	LRS00848	17092N	LRS01800	6792N-MD
AAK5360	22447N	LRA00313	20819N	LRS00850	17093N	LRS01828	3948N
AMJ4635	10746N-DB	LRA00584	14949N	LRS00860	18253N	LRS01829	4930N
AZE1230	18203N	LRA00617	14390N	LRS00861	17094N	LRS01837	3745N
AZE1243	16450N	LRA00819	20819N	LRS00862	16372N	LRS01854	3948N
AZE2523	30733N	LRA01178	12154N-OE	LRS00921	17075N	LRS01900	17616N

CROSS REFERENCE

INTERCHANGE

OEM No.	Part No.	OEM No.	Part No.	OEM No.	Part No.	OEM No.	Part No.
Mallory		Marelli		Marelli		Marelli	
9-18403	10835N	30180309	18461N	943356502	20819N	MT72AA	18031N
9-18404	10825N	30281004	18030N	943356701	20819N	MT72AB	18031N
9-18405	10824N	30281013	18030N	943357708	12167N		
9-18406	10832N	30281018	18031N	MAR485	20819N	Marine Power	
9-18407	10830N	30281020	18033N	MAR592	20819N	471200	8463N
9-18408	10836N	30281027	18032N	MAR638	12167N	471201	8463N
9-19100	7152N	30380301	18029N	MAR836	12110N	471210	8463N
9-19101	12174N-1G	30380319	17093N	MAR845	12167N	4711210	8463N
9-19102	12174N-6G	63207159	17093N	MAR874	14949N	0174-000	6562NM
9-19103	12176N-1G	63213815	18029N	MSN165	30733N		
9-19104	12176N-6G	63213853	18029N	MSN180	17644N	Massey Ferguson	
9-19106	13068N	63213855	18029N	MSN213	18030N	1022-622-M91	66-110
9-19107	8468N	63214308	18032N	MSN214	18032N	1022-662-M91	66-106-C
9-19108	8466N-1G	63214333	18032N	MSN215	18030N	1025-381-M91	66-101-CA
9-19109	8465N	63216701	18030N	MSN219	18029N	1038-143-M91	54-124-1
9-19110	8460N	63216702	18032N	MSN224	17092N	1040-880-M91	66-110
9-19111	8461N	63216725	18030N	MSN227	17093N	1047-083-M91	66-101-CA
9-19112	8470N	63216726	18030N	MSN229	18461N	1051-372-M91	54-123
9-19113	7466N	63216727	18030N	MSN237	18031N	1055-739-M91	54-124-1
9-19200	12358N	63216731	18030N	MSN242	18461N	1055-740-M91	66-106-C
9-19201	8471N	63216733	18032N	MSN521	18033N	1055-741-M91	3339N
9-19204	12359N	63216740	18033N	MSN697	17075N	1055-742-M91	54-124-1
9-28001	ISL004M	63216741	18033N	MSR218	17074N	132-266-M91	8329N
9-28004	ISL011M	63216747	18030N	MSR237	18031N	1428-749-M91	54-124-1
9-28015	ISL001M	63216748	18030N	MSR240	17074N	1433-262-M91	6410N-PT
9-28020	ISL100M	63216802	17092N	MSR385	17315N	1446-098-M91	3339N
		63216825	18029N	MSR409	17315N	1447-586-M91	17644N
		63216826	18029N	MSR484	30733N	1902-937-M91	66-101-CA
		63216827	18029N	MSR683	17075N	1903-101-M91	6572N
		63216831	18029N	MSR687	18375N	1903-103-M91	6576N
		63216833	17092N	MSR688	16372N	1903-109-M91	6410N-PT
		63216873	17092N	MSR689	17094N	1903-111-M91	6410N-PT
		63216896	17092N	MSR690	18253N	1903-113-M91	3339N
		63216898	17092N	MSR697	17074N	1903-117-M91	6576N
		63217101	17093N	MSR698	17073N	1903-123-M91	3339N
		63217104	18461N	MSR707	17075N	1903-165-M91	66-110
		63217125	17093N	MSR75	17073N	1903-173-M91	66-106-C
		63217126	17093N	MT38Q	18029N	1903-175-M91	66-101-CA
		63217147	18461N	MT38QA	18029N	291-183-M91	6371N
		63217148	18461N	MT38QB	18029N	508-544-M91	6572N
		63217201	18031N	MT38TB	18029N	517-533-M93	6576N
		63217225	18031N	MT43HA	18032N	518-884-M91	6410N-PT
		63217226	18031N	MT67A	18030N	519-977-M92	6410N-PT
		63226942	30733N	MT67AA	18030N	521-465-M91	3339N
		63227486	17644N	MT67AB	18030N	525-831-M91	3339N
		63253020	30733N	MT67AC	18030N	527-902-M91	3339N
		63296865	18029N	MT67AD	18030N	527-902-M92	3339N
		943216731	18030N	MT67B	18032N	534-191-M91	6576N
		943216748	18461N	MT67BA	18032N	536-011-M91	3974N
		943216818	17074N	MT67C	18033N	579-936-M91	6576N
		943216831	18029N	MT67CA	18033N	579-937-M91	6576N
		943216896	17092N	MT67CB	18033N	586-059-M92	7266N
		943217126	17093N	MT67DA	18030N	721-894-M91	6410N-PT
		943217147	18461N	MT67DB	18030N	722-578-M91	3339N
		943217148	18461N	MT68A	18029N	8972-69-M1	17644N
		943217226	18031N	MT68AA	18029N		
		943217407	17074N	MT68AB	18029N	Mercedes-Benz	
		943251165	16450N	MT68AC	18029N	001-151-29-01	18253N
		943251223	17315N	MT68AD	18029N	001-151-39-01	16372N
		943251426	17315N	MT68B	17092N	001-151-97-01	18375N
		943251656	30733N	MT68BA	17092N	003-151-46-01	18375N
		943251693	30733N	MT68BB	17092N	003-151-66-01	16372N
		943252071	17075N	MT68L	17092N	004-151-10-01	18375N
		943252187	18375N	MT68LA	17092N	004-151-61-01	18375N
		943252188	16372N	MT68LB	17092N	004-154-26-26	14390N
		943252189	17094N	MT68LC	17092N	006-154-16-02	14390N
		943252190	18253N	MT68T	17074N	010-154-26-02	14390N
		943252204	17074N	MT71A	17093N		
		943252205	17073N	MT71AA	17093N	Mercruiser	
		943252215	17073N	MT71AB	17093N	17670	WP415M
		943252217	17075N	MT71D	18461N	60658	WP453ML
		943252228	18033N	MT71DA	18461N	67859	WP415M
		943253020	30733N	MT71DB	18461N	811573	WP415M
		943356188	12110N	MT71DD	18461N	814755	WP447M
		943356231	12167N	MT72A	18031N	883514	WP425M

CROSS REFERENCE

INTERCHANGE

OEM No.	Part No.	OEM No.	Part No.	OEM No.	Part No.	OEM No.	Part No.
Mer cruiser		Mercury Marine		Mercury Marine		Mercury Marine	
883925	WP425M	25661T1	67-718-1	50-79472	5389N	50-859170-1	5764N
65142A1	WP447M	47886T	67-701	50-79472-1	5389N	50-859170T	5764N
71683A1	WP520M	50-12177A2	6423N	50-79472T2	5389N	50-859171T	5758N
		50-12872	3182N	50-79821A2	3550N	50-859377T	5758N
		50-17251A3	6616N	50-79822A1	3550N	50-863007A1	6792N
11956	54-7014	50-29105	5733N	50-79823A1	3550N	50-864340A2	6562N
11956	54-7016	50-30829	5400N	50-803903T	5727N	50-86976	5398N
12449	12174N-1G	50-30842	5733N	50-804312T1	18347N	50-88119	5708N
13037	66-101-CA	50-31976	5733N	50-805991	6573N	50-881368T	18349N
19685	12174N-1G	50-32403	5400N	50-806963A2	6563N	50-881368T1	18349N
25661	67-718	50-32411	5400N	50-806963A4	6563N	50-881368T2	18349N
25661	67-718-1	50-32411	5733N	50-806964A2	6562NM	50-884044T	5758N
33261	66-101-CA	50-32703	3838N	50-806964A3	6562NM	50-884045T	5764N
47886	67-701	50-37274	5733N	50-806964A4	6562NM	50-884238T	5389N
56045	7152N	50-37345	5400N	50-806965A2	6563N	50-888151T	5769N
57380	54-7015	50-38890	5400N	50-806965A4	6563N	50-888160T	5764N
59755	7152N	50-38890A1	5400N	50-807904A1	6792N	50-888161T	5758N
60687	66-101-CA	50-41583	5728N	50-807907	6562NM	50-892339T	6794N
68575	54-7014	50-44369	5401N	50-807907	6792N-MD	50-893886T	5769N
68575	54-7016	50-44369A1	5401N	50-808011A05	6793N	50-893888T	5758N
69729	7152N	50-44414	5389N	50-808011A1	6616N	50-893889T	5724N
78402	7466N	50-44415	5389N	50-808011A4	6793N	50-893890T	5726N
78403	7466N	50-45120	3838N	50-812428A3	6562N	50-893891T	5736N
78477	7466N	50-45822	5733N	50-812429A2	6563N	50-893892	5736N
87828	10822MN	50-46277	3838N	50-812604A2	6562N	50-893892T	6794N
89902	66-101-CA	50-46282	3838N	50-81490M	18313N	50-8M0033984	5724N
90643	54-7014	50-47454	6615N	50-814980M	18310N	50-90983A	5724N
90643	54-7016	50-47455	6616N	50-818445	5737N	50-90983A1	5724N
92497	12174N-1G	50-48643	5733N	50-818445-2	5737N	50-90983T1	5724N
98555	12174N-1G	50-51184	67-704	50-818445-3	5737N	50-92669M	18313N
99186	10815PN	50-514955	5725N	50-818445-5	5737N	50-96359M	18310N
219290	8461N	50-514955-1	5725N	50-819085	5732N	50-97072M	18313N
802587	54-7013	50-55304A-1	5735N	50-819085-1	5732N	50-97072T	18313N
805884	12176N-1G	50-55601	5400N	50-819085-T1	5732N	50-97499A2	6615N
807652	12174N-6G	50-55601A2	5400N	50-819271	5729N	50-97499R2	6615N
807653	12176N-6G	50-55801A	5400N	50-819968	5734N	50-97499R4	6615N
811628	10820N	50-56886	3182N	50-819968-1	5734N	50-97693M	18310N
813447	10827N	50-57465	5735N	50-819968-2	5734N	50-99417A2	3550N
816770	MR351	50-57465A1	5735N	50-819968-3	5734N	50-99418A2	6423N
817119	12174N-1G	50-57485	5708N	50-819968-4	5734N	50-99419A3	6616N
819222	54-7013	50-575955	5727N	50-819968-T4	5734N	62351A1	MR351
820583	54-7001	50-57867	5735N	50-820193	5738N	62351A2	MR351
821663	12358N	50-58330	5735N	50-820193-1	5738N	65057A1	67-732
824051	10821N	50-583869	5732N	50-820193A1	5729N	65057T1	67-732
828506	12359N	50-583869-T	5732N	50-820193-T1	5738N	67914A2	10814N
828708	10826N	50-59799	3838N	50-822330A2	6562N	76395A2	10814N
854515	TRR3072	50-60315	5708N	50-822462	5726N	76395A5	10814N
856748	TRR3072	50-60594A	5903N	50-822462-1	5726N	78403A1	7466N
859168	5763N	50-60594A1	5903N	50-822462T1	5726N	78403A2	7466N
862030	8465N	50-60594T01	5903N	50-830308-1	5769N	805447T	12176N-1G
862031	8460N	50-616955-1	5732N	50-830308T	5769N	805884P	12176N-1G
882571	12630N	50-64975	5393N	50-831001562	17292N	805884T	12176N-1G
883072	TRR3072	50-65436	5708N	50-831001671	16635N	807652T	12174N-6G
889955	8470N	50-65784A1	6616N	50-831001672	16635N	807653T	12176N-6G
889956	8471N	50-66015	5708N	50-831001961	17292N	809885A1	10827N
2733261	66-101-CA	50-66015-1	5736N	50-832997	5773N	809885A2	10827N
8733261	66-101-CA	50-66015-2	5708N	50-832997-1	5773N	809885T2	10827N
8761053	67-718	50-66015-3	5736N	50-832997-2	5773N	811673-1	10821N
8761053	67-718-1	50-66015T	5736N	50-833153	5772N	815279-3	TRR3072
8915857	67-718	50-66015T1	5736N	50-833153-1	5772N	815279-5	TRR3072
8915857	67-718-1	50-67341	5733N	50-833153-2	5772N	815279T	TRR3072
8976545	67-718	50-69863A1	3550N	50-833153-5	5772N	816770T	MR351
8976545	67-718-1	50-69864A1	3550N	50-833153T4	5772N	817119-1	12174N-1G
14336A15	10822CBMN	50-69865A1	3182N	50-834749	5758N	817119-2	12174N-1G
14336A20	10822CBMN	50-72467	5735N	50-852570	5763N	817119A1	12174N-1G
14336A20	10822N	50-73521	5399N	50-852570T	5763N	817119A4	12174N-1G
14336A6	10822CBMN	50-73521-1	5399N	50-853329T	6794N	818161A1	10829N
14336A8	10822CBMN	50-76963A3	6616N	50-853869	5734N	818161A2	10829N
14336A8	10822N	50-76965A1	6616N	50-853869T	5734N	819479A1	10827N
14336A9	10822CBMN	50-76965A2	6616N	50-854636	5764N	819480A1	10827N
17649A1	10822MN	50-76965A3	6616N	50-854636T	5764N	821663-1	12358N
18525A1	RSV01	50-76965A4	6616N	50-857065	5763N	821663-A1	12358N
25661-1	67-718	50-77141	5389N	50-859168	5763N	823653A5	10829N
25661-1	67-718-1	50-77328A1	6423N	50-859168T	5763N	823653A9	10829N
25661T1	67-718	50-77328A3	6423N	50-859169T	5769N	827675A1	10828N

CROSS REFERENCE

INTERCHANGE

OEM No.	Part No.	OEM No.	Part No.	OEM No.	Part No.	OEM No.	Part No.
Mercury Marine		Mitsuba		Motorcraft		Motorola	
830179-2	TRR3072	S13-237	18420N	SA-717A	3142N	8EM2010KA	12174N-1G
830179T	TRR3072			SA-721	4930N	8HC3022F	8050N
846859A4	10829N	Mitsubishi		SA-736	3339N	8HC3022FS	8050N
84-813720A12	ISL002M	A007TA0171	12432N	SA-739	17037N	8LHA2023	8329N
84-813720A13	ISL011M	A007TA0171B	12432N	SA-739A	17037N	8LHA2023V	8329N
84-813720A2	ISL004M	A007TA2991	12630N	SA-744	4930N	8LHA2023VA	8329N
84-813720A3	ISL004M	M002T43281	17333N	SA-745	4930N	8LHA2023VB	8329N
84-813720A4	ISL004M	M002T43381	17332N	SA-747	4930N	8LHA2070	8329N
84-813720A5	ISL100M	M002T43481	17291N	SA-756	6356N	8LHA2070V	8329N
84-813720A7	ISL001M	M002T43681	17291N	SA-756A	6356N	8LHA2070VA	8329N
84-816608Q1	ISL004M	M002T43781	17291N	SA-757	3339N	8LHA2070VB	8329N
84-816761A12	ISL002M	M002T44581	19681N	SA-757-RM	3339N	8LHA2070VBH	8329N
84-816761A4	ISL004M	M002T50381	17141N	SA-768A	6516N	8LHA2070VE	8329N
84-816761Q12	ISL002M	M002T50391	17141N	SA-769	3268N	8LHA2070VGH	8329N
84-816761Q13	ISL011M	M002T55971	18168N	SA-769A	3268N	8MR2023F	7466N
84-816761Q4	ISL004M	M002T56081	17008N	SA-769-ARM	3268N	8MR2023FA	7466N
84-816761Q5	ISL100M	M002T65771	18041N	SA-778	6356N	8MR2024F	7466N
84-816761Q7	ISL001M	M003T10977	17332N	SA-823	6356N	8MR2058P	7489N
853329T	6794N	MEA10-07	17332N	SA-824	6516N	8MR2058PA	7489N
857006T	8470N	MEA10-7	17332N	SA-826	6576N	8SC3009Z	8422N
859168T	5763N	Mitsubishi Heavy Industries		SA-827	6360N	8SC3009ZA	8422N
862030-1	8465N	30A68-00800	12432N	SA-829	6356N	8SC3014U	8415N
862030T	8465N	30A68-00801	12432N	SA-841	3268N	8SC3014US	8415N
862031T	8460N	31A66-00101	17096N	SA-841-RM	3268N	8SC3133U	8415N
862031T1	8460N	31A66-00102	17096N	SA-869	3974N	9AR2723P	12154N-OE
863077-1	8461N	31B66-00600	17141N	SA-911	3268N	9AR2724P	12154N-OE
863077T	8461N	31B66-00601	17141N	SA-911-RM	3268N	9AR2732P	12154N-OE
875285T1	8470N	31B66-01000	17141N	SAE-739A	17037N	9AR2733P	12154N-OE
875286A1	8471N	MM131020	12231N	SAE-739B	17037N	9AR2734P	12154N-OE
875286T	8471N	MM409410	17141N	SW-2502	66-205	9AR2735P	12154N-OE
878265A1	10826N	MM409411	17096N	SW-2502	66-208	9AR2744P	12154N-OE
878265A4	10826N	MM409412	17096N	SW-2508	66-205	9AR2745P	12154N-OE
881247A1	8471N	MM409413	17096N	SW-2508	66-208	9AR2746P	12154N-OE
881248T	8470N	MM432804	12231N	SW-5203	66-208	9AR2747P	12154N-OE
881368T1	18349N	MM435081	12231N	SWG-1727	66-110	9AR2775F	12407N
881368T2	18349N	MM435751	12231N			9AR2775G	12407N
88183A12	10822CBMN	MM435752	12231N	Motorola		9AR2831P	12154N-OE
88183A12	10822N	Mitsubishi Motors		10-224	7466N	9AR2854P	12154N-OE
88183A5	10822CBMN	MD023746	16720	10-255	8329N	9AR2958P	12154N-OE
88183A8	10822CBMN	MD023758	16720	10-258	8422N	9AR3649G	12409N
883072T	TRR3072	MD027380	16720	10-285	8050N	9AR3668G	12167N
88475A5	10814N	MD027381	16720	10-298	8415N	9AR3711G	12409N
885654T1	10827N	MD027382	16720	10-307	7489N	9AR3711G01	12409N
889955A03	8470N	MD085731	16720	10-358	12174N-1G	9AR3743G	12409N
892339T	6794N	MD532758	16720	10-372	8047N	9AR3790G	12409N
893892T	6794N	Motorcraft		10-374	12174N-1G	9AR3791G	12409N
89-68258	67-710	GL-170	7255N	2937110A	12409N	9AR3855G	12398N-OE
89-68258A4	67-710	GL-192	7255N	510-128,	12409N	9AR3947G	12409N
89-76416A1	67-713	GL-249	7255N	510-809	12154N-OE	9AR6000G	12398N-OE
89-817109A2	67-731	GL-291	8066N	510-810	12154N-OE		
89-818864	67-729	GL-292	7940N	510-811	12154N-OE	New Holland	
89-818864T	67-729	GL-349	8066N	510-812	12154N-OE	254074	3339N
89-818997A1	67-730	SA-652	3142N	510-813	12154N-OE	501720	54-224-1
89-818997A2	67-730	SA-655	3339N	510-821	12409N	503470	18144N
89-818997T1	67-730	SA-655B	3339N	510-822	12154N-OE	507127	5701N
89-818998A1	67-730	SA-655C	3339N	510-825	12154N-OE	857221	6572N
89-818998A2	67-730	SA-655D	3339N	510-826	12154N-OE	997221	17092N
89-818999A1	67-725	SA-658	3142N	510-834	12407N	4169093	18029N
89-818999A2	67-725	SA-663	3142N	510-836	12409N	4692478	18029N
89-825842A1	67-725	SA-676	3142N	510-841	12154N-OE	4702248	18029N
89-850187A1	67-730	SA-682	3142N	510-845	12398N-OE	4719666	17092N
89-850187T1	67-730	SA-683	3142N	510-856	12409N	4737759	17092N
89-850188A1	67-725	SA-687	3142N	510-859	12154N-OE	4807376	17092N
89-850188T1	67-725	SA-688	3974N	510-862	12409N	4832942	18029N
92459A3	10829N	SA-689	3974N	510-864	12398N-OE	9800887	6572N
92459A4	10829N	SA-690	3974N	8EM2007K	12174N-1G	86546257	12159N
92459A8	10829N	SA-692	3142N	8EM2007KA	12174N-1G	86577814	12373N
92497A3	12174N-1G	SA-693	3142N	8EM2009	8047N	500333269	17093N
92975A28	10814N	SA-703	3142N	8EM2009N	8047N	700716218	12145N
92975A6	10814N	SA-704	3142N	8EM2009NA	8047N	304560A1	12145N
93247A4	10814N	SA-711	3142N	8EM2009NB	8047N	A187873	12161N
93247A7	10814N			8EM2009NC	8047N	V60510	7940N
99186-1	10815PN			8EM2009ND	8047N	VA30A6800801	12432N
99186T	10815PN			8EM2009NDS	8047N	VV12924277010	18219N
				8EM2010K	12174N-1G		

CROSS REFERENCE

INTERCHANGE

OEM No.	Part No.	OEM No.	Part No.	OEM No.	Part No.	OEM No.	Part No.
Paris Rhone		Polaris		Prestolite		Prestolite	
A14N81M	12110N	3240110	18330N-P	110-307	7489N	15-72	67-718-1
D11E167	17316N	3240281	18330N-P	110-358	12174N-1G	15-88	67-702
D11E167T	17316N	4010675	18330N-PL	110-372	8047N	15-88	67-702-1-S
D8E158	16450N	4060118	18330N-PL	110-374	12174N-1G	20115000TBA	12391N
Perkins Engine		Prestolite		110-446	7252N	20115004TBA	7152N
26874	8422N	858320	18033N	110-446	7254N	20115005TBA	7466N
31179	17644N	858882	12167N	110-446	7255N	20115010TBA	8470N
2873121	17644N	858884	12110N	110-459	7263N	20115011TBA	8471N
2873125	17644N	859539	17073N	110-459	7965N	20115012TBA	8463N
2873141	17644N	859542	18033N	110-459	7975N	20115014TBA	8467N-6G2
2871A453	12411N	860318	6582N	110-517	12174N-1G	20115016TBA	8466N-1G
2871A602	12154N-OE	860506	18375N	110-521	7489N	20115017TBA	8465N
2873121T	17644N	20130133	14390N	110-555	8329N	20115018TBA	8461N
2873A010	17644N	20130133	14949N	110-555HD	8329N	20115019TBA	8460N
2873A010R	17644N	20130177	12109N	110-555JHO	8329N	20115020TBA	8901N
2873A102	17644N	20130179	12174N-1G	110-686	7466N	20500923GB	17073N
2873D003	17644N	20130179	12174N-6G	15-132	67-702	20513500TBA	5712N
Peugeot, Citroen		20130179	12176N-1G	15-132	67-702-1-S	20513501TBA	5709N
95667744	22447N	20130179	12176N-6G	15-133	67-702	20513502TBA	5400N
95667746	22447N	20130204	12177N	15-133	67-702-1-S	20513503TBA	5708N
96103822	22447N	20130204	12268N	15-137	67-718	20513504TBA	5735N
96113668	22447N	20130211	12148N	15-137	67-718-1	20513505TBA	5718N
96122561	22447N	20130227	12355N	15-141	67-703	20513506TBA	5719N
96122642	22447N	20150112	12272N	15-141	67-703-S	20513524TBA	5724N
96122643	22447N	20150114	12110N	15-150	67-718	20513529TBA	6792N
96122648	22447N	20150114	12415N	15-150	67-718-1	20513535TBA	5762N
96133668	22447N	20500124	17644N	15-164	67-718	20513536TBA	5714N
96134944	22447N	20500729	17135N	15-164	67-718-1	20513537TBA	5713N
96169460	22447N	20500729	17315N	15-196	67-703	20513538TBA	5401N
9610601580	22447N	20500762	17074N	15-196	67-703-S	20513539TBA	5723N
9612264380	22447N	20500839	18031N	15-235	66-101-CA	20513542TBA	5389N
9616862980	22447N	20500847	18029N	15-236	67-702	20513547TBA	18319N
9619333280	22447N	20500923	17073N	15-236	67-702-1-S	20513552TBA	18311N
9631318680	22447N	20500923	17073N	15-274	67-718	20513554TBA	18314N
5705E8	22447N	20513003	6615N	15-274	67-718-1	20513555TBA	18315N
5701 A4 (X)	22447N	20513021	17096N	15-275	67-718	20513566TBA	5732N
5701 A8 (X)	22447N	20513040	17354N	15-275	67-718-1	20513570TBA	5763N
5705 E6	22447N	20513040	18144N	15-295	67-718	20513579TBA	5716N
5705 E7	22447N	20513051	17318N	15-295	67-718-1	20513581TBA	5727N
5705 H7	22447N	20513064	18203N	15-304	67-703	2303JB	7297N
5705 M8	22447N	20513065	18205N	15-304	67-703-S	2500LC	7138N
5705 M8 (C)	22447N	20513065	19839N	15-311	67-702	2500LC	7266N
5705 M9	22447N	20513069	18230N	15-311	67-702-1-S	2500LC	7940N
5705 M9 (C)	22447N	20513073	17002	15-316	67-702	40-259	10808N
5705 N7	22447N	20513073	18219N	15-316	67-702-1-S	40-393	10803N
5705EG	22447N	20550102	17316N	15-340	67-718	40-413	10814N
5705F5	22447N	35259620	17037N	15-340	67-718-1	40-416	10803N
5705G8	22447N	35259620	6573N	15-348	67-718	46-103	5687N-DB
5705H5	22447N	35259860	30733N	15-348	67-718-1	46-117	5712N
5705J8	22447N	35259940	18461N	15-351	67-718	46-2002	5732N
5705L0	22447N	35261180	6423N	15-351	67-718-1	46-2062	5687N-DB
5705N6	22447N	35261180	6562N	15-368	67-718	46-2097	5687N-DB
5705P1	22447N	35261180	6562NM	15-368	67-718-1	46-2099	5687N-DB
5705T6	22447N	35261420	17316N	15-391	67-718	46-2118	5718N
5705Y2	22447N	66021070	12750N	15-391	67-718-1	46-2119	5719N
Pleasurecraft Marine		66021126	12750N	15-40	66-101-CA	46-2122	5716N
RA097006	12268N	66021126	12750N	15-400	67-710	46-2129	5396N
RA097007	8467N-6G2	66021153	12746N-OE	15-415	67-718	46-2143	5396N
RA097007A	8467N-6G1	66021155	12750N	15-415	67-718-1	46-2196	5718N
RA097007B	8466N-1G	66021168	12719N-OE	15-418	67-718	46-2262	10724N
RA097007C	8467-9N	66021174	12719N-OE	15-418	67-718-1	46-2282	5687N-DB
RA097007L	8466N-1G	66021414	20819N	15-441	67-718	46-2283	5687N-DB
RA097009	8725N	66021485	12746N-OE	15-441	67-718-1	46-2285	5687N-DB
RA122008	6615N	66021587	12154N-OE	15-451	67-718	46-2287	5687N-DB
RA122009	6616N	66021588	20607N-OE	15-451	67-718-1	46-2299	5716N
RA122009	6793N	66021593	12398N-OE	15-457	67-718	46-2339	5732N
RA122015	6562NM	66021594	12524N-OE	15-457	67-718-1	46-2387	5709N
Poclair		66925157	16450N	15-4D	66-101-CA	46-2391	5687N-DB
E0041565	17073N	110-224	7466N	15-5C	67-718	46-2399	5719N
M0041572	17075N	110-255	8329N	15-5C	67-718-1	46-2400	5716N
		110-258	8422N	15-6	67-718	46-2401	5687N-DB
		110-258A	8422N	15-6	67-718-1	46-2426	5687N-DB
		110-285	8050N	15-66	67-718	46-2438	5718N
		110-292	7466N	15-66	67-718-1	46-2439	5716N
		110-298	8415N	15-72	67-718	46-2447	5718N

CROSS REFERENCE

INTERCHANGE

OEM No.	Part No.	OEM No.	Part No.	OEM No.	Part No.	OEM No.	Part No.
	Prestolite		Prestolite		Prestolite		Remy Europe
46-2502	5718N	MBJ4411	5687N-DB	SAS-5401A	67-703	19024201	18032N
46-2636	5687N-DB	MBJ4412	5687N-DB	SAS-5401A	67-703-S	19024202	17092N
46-339	5687N-DB	MBJ4415	5687N-DB	SAW-4205	67-718	19024202	18033N
46-4214	5687N-DBHD	MDH4001	5712N	SAW-4205	67-718-1	19024224	17074N
46-776	5732N	MDH4001M	5712N	SAW-4206	67-718	19024224	17075N
46-936	5718N	MDO4108	5396N	SAW-4206	67-718-1	19024226	17073N
46-976	5716N	MDO4108A	5396N	SAW-4206M	67-718	19024229	17092N
510-802	12409N	MDO4108AS	5396N	SAW-4206M	67-718-1	19024230	18029N
510-823	12154N-OE	MGD4007	5716N	SAW-4221Y	67-718	19024231	18030N
510-824	12154N-OE	MGD4007A	5716N	SAW-4221Y	67-718-1	19024234	17073N
510-835	12409N	MGD4106	5718N	SAW-5203	67-718	19024235	17074N
510-861	12409N	MGD4106A	5718N	SAW-5203	67-718-1	19024235	17075N
510-862	12409N	MGD4108	5708N	SAZ-4201AB	67-718	19024235	18026N
51-169	8903N-61A	MGD4108A	5708N	SAZ-4201AB	67-718-1	19024236	18030N
51-257	8901N	MGD4110	5718N	SAZ-4201ABY	67-718	19024238	17114N
51-266	8903N-61A	MGD4113	5716N	SAZ-4201ABY	67-718-1	19024242	18030N
51-272	8903N-61A	MGD4115	5718N	SAZ4201AHY	67-710	19024242	18031N
51-284	8901N	MGL4001	5735N	SAZ-4201AP	67-718	19024242	18461N
66021070S	12750N	MGL4001A	5735N	SAZ-4201AP	67-718-1	19024243	18031N
66021126K	12750N	MGL4001B	5735N	SAZ-4201BC	67-718	19024247	17112N
66021126M	12231N	MGL4002	5732N	SAZ-4201BC	67-718-1	19024252	17074N
66021126M	12526N-OE	MGL4002A	5732N	SAZ-4201BR	67-718	19024252	17075N
66021151M	12407N	MGL4006	5733N	SAZ-4201BR	67-718-1	19024253	17092N
66021151M	12411N	MGL4109	5719N	SAZ-4201CJ	67-718	19024253	18033N
66021151M	13068N	MJL4002	5735N	SAZ-4201CJ	67-718-1	19024254	17092N
66021174M	12719N-OE	MJL4002A	5735N	SAZ-4201DCY	67-713	19024255	17073N
66021590M	12526N-OE	MJL4003	5393N	SAZ4201DDY	67-714	19024255	18030N
860111Z	18030N	MJL4003B	5393N	SAZ-4201DUY	67-718	19024255	18461N
860133Z	18032N	MJL4005	5709N	SAZ-4201DUY	67-718-1	19024267	16562N
860506GB	18375N	MKW4001	5719N	SAZ5201AHY	67-710	19024268	17073N
90-178D	66-101-CA	MKW4006	5716N	SWX-72	67-718	19024268	17075N
ALK5206	8901N	MKW4008	5716N	SWX-72	67-718-1	19024268	18032N
ALK6207	8901N	MMD4402	5687N-DB	SWX-88	67-702	19024271	17092N
ALK-6223S	8901N	MRVB4	10746N-DB	SWX-88	67-702-1-S	19024272	17093N
ANE5201	8903N-61A	MRVB5	10746N-DB			19024272	18029N
ANE5201S	8903N-61A	MS1-401A	3745N			19024272	18033N
ANE5202	8903N-61A	MS1-401A	6370N	Quinton Hazell		19024273	18030N
ANE5202S	8903N-61A	MS1-410A	3339N	FRS126	30733N	19024273	18031N
ANE5202YS	8903N-61A	MS1-410A	3948N	FRS619	17135N	19024273	18031N
EFT4003	10800N	MS1-410A	6360N	FRS622	17135N	19024576	18253N
ERH4102	10814N	MS2-503	3974N			19024801	17107N
ERH-4102S	10814N	MS2-503	6356N	Ramsey Winch		19024813	17073N
ESI4001	10800N	MS2-506	6371N	20049	5687N-DB	19024824	17074N
ESQ4006	10801N	MS7-300A	3902N	458001	5687N-DB	19024824	17075N
ESQ4007-1	10801N	MS7-300A	4930N	458094	5687N-DB	19025055	20819N
ESQ4009S	10801N	MUR6202	5687N-DBHD			19025102	12167N
ESQ4012	10807N	MUR6302	5687N-DBHD	Redline		DRA0019	12161N
ESZ4009	10806N	OMS133	17008N	RL8800	ISL011M	DRA0130	14949N
ESZ4012	10806N	POA4001	5718N	RL8801	ISL001M	DRA0140	14949N
ESZ4014	10806N	POA4002	5718N	RL8802	ISL002M	DRA0160	14390N
ESZ4015	10800N	POC4003	5708N	RL8804	ISL004M	DRA0406	12432N
ESZ4017	10800N	SA-4201	67-702			DRA0510	12154N-OE
ETK4102	10808N	SA-4201	67-702-1-S	Remy Europe		DRA0770	20819N
ETX4001	10806N	SAE-4003M	67-718	19024013	18253N	DRA0880	20819N
EVC4002	10805N	SAE-4003M	67-718-1	19024015	18253N	DRA0882	20819N
EVD4001	10803N	SAS-4201	67-702	19024016	18253N	DRA1270	14390N
EVD4002	10803N	SAS-4201	67-702-1-S	19024028	18032N	DRA1272	14390N
EVH4002	10813AN	SAS-4202	67-702	19024030	17094N	DRA2720	12167N
EVH4002	10813N	SAS-4202	67-702-1-S	19024031	17094N	DRA3218	12112N
HYK4001	10813PN	SAS-4206	67-718	19024033	17094N	DRA3245	22447N
M100R2014SE	17075N	SAS-4206	67-718-1	19024037	18253N	DRA3245	22447N
M93R3004SE	17073N	SAS-4213	67-702	19024051	18375N	DRA3385	22447N
MAD-3073	54-224-1	SAS-4213	67-702-1-S	19024061	16372N	DRA3623	13068N
MBJ4201	5687N-DB	SAS-4401	67-703	19024063	18253N	DRA3840	12110N
MBJ4202	5687N-DB	SAS-4401	67-703-S	19024065	17094N	DRA3841	12110N
MBJ4204	5687N-DB	SAS-4408	67-703	19024069	16372N	DRA4218	22447N
MBJ4207	5687N-DB	SAS-4408	67-703-S	19024071	16372N	DRA8791	22447N
MBJ4209	5687N-DB	SAS-5201A	67-702	19024072	18375N	DRA9800	14390N
MBJ4401	10724N	SAS-5201A	67-702-1-S	19024073	18375N	DRA9810	12168N
MBJ4401S	10724N	SAS-5202C	67-718	19024082	18032N	DRB0280	12145N
MBJ4402	5687N-DB	SAS-5202C	67-718-1	19024099	18253N	DRB0290	12161N
MBJ4403	5687N-DB	SAS-5203	67-702	19024113	17094N	DRS0052	19839N
MBJ4405	5687N-DB	SAS-5203	67-702-1-S	19024136	16372N	DRS0314	4930N
MBJ4407	5687N-DB	SAS-5203A	67-702	19024151	18375N	DRS0530	16450N
MBJ4410	5687N-DB	SAS-5203A	67-702-1-S	19024153	16372N	DRS0650	17135N
		SAS-5203A	67-702-1-S	19024173	16372N	DRS0650	17315N
						DRS0697	18219N

CROSS REFERENCE

INTERCHANGE

OEM No.	Part No.	OEM No.	Part No.	OEM No.	Part No.	OEM No.	Part No.
Remy Europe		Remy Europe		Remy Remanufactured		Remy Small Motor	
DRS0980	18032N	DRZ5134	17037N	61273	6570N	RA00100	7152N
DRS0990	17075N	DRZ5134	6573N	61274	6573N	RA00101	7466N
DRS1040	17112N	DRZ5134	6583N	61350	6410N-PT	RA00104	8466N-1G
DRS1060	18461N	DRZ5144	3838N	61351	16635N	RA00105	8460N
DRS1063	18461N	DRZ5156	3268N	61400	3745N	RA00106	8470N
DRS1120	17075N	DRZ5166	3948N	61401	3974N	RA00107	8467N-6G1
DRS1140	17074N	DRZ5166	6360N	61402	3339N	RA00107	8467N-6G2
DRS1140	17075N	DRZ5166	6370N	61403	3948N	RA00108	8461N
DRS1143	17075N	DRZ5167	6370N	61405	3339N	RA00109	8465N
DRS1160	18030N	DRZ5170	6562N	61420	6356N	RA00110	8471N
DRS1160	18031N	DRZ5175	3339N	61424	6356N	RA00111	7152N-94A
DRS1200	17074N	DRZ5179	3142N	61500	4930N	RA00112	7152CN-94A
DRS1200	17075N	DS1340	18032N	63100	6410N-PT	RA00119	12272N
DRS1220	17092N			63103	6371N	RA00120	12109N
DRS1270	17073N			63105	6370N	RA00123	12174N-1G
DRS1310	18030N			63113	6516N	RA00123	12268N
DRS1310	18032N			63140	6576N	RA00124	12176N-6G
DRS1330	18033N			63149	6583N	RA00125	12174N-6G
DRS1340	18032N			63162	6572N	RA00126	12177N
DRS1440	16372N			63172	6576N	RA00127	12176N-1G
DRS1460	17094N			63176	6572N	RA00128	12391N
DRS1510	18375N			63188	6576N	RA00138	13068N
DRS1590	17107N			63209	3902N	RA00139	12110N
DRS1981	17354N			63213	6410N-PT	RA00140	12411N
DRS2670	17093N			63226	3948N	RS41000	5709N
DRS2700	17073N			63226	6360N	RS41001	5400N
DRS2710	17114N			63242	6615N	RS41002	5733N
DRS2720	17092N			63247	6582N	RS41003	5702N
DRS2740	18253N			69010	18148N	RS41004	5701N
DRS2780	17316N			69022	17354N	RS41005	5732N
DRS3036	17096N			69023	18144N	RS41006	5708N
DRS3046	16720			69027	17362N	RS41006	5735N
DRS3059	16635N			69037	17618N	RS41007	5399N
DRS3064	17618N			69044	17028N	RS41007	5401N
DRS3090	30733N			69205	17332N	RS41008	5389N
DRS3130	30733N			69208	17291N	RS41009	5704N
DRS3226	18144N			69211	17008N	RS41011	5762N
DRS3227	18148N			69302	17074N	RS41012	5729N
DRS3229	17028N			69302	17075N	RS41013	5737N
DRS3236	17008N			69303	17075N	RS41015	5734N
DRS3246	17644N			69304	17112N	RS41016	5723N
DRS3247	18205N			69311	18230N	RS41017	5726N
DRS3260	18253N			93031	14949N	RS41018	5738N
DRS3267	30733N			93034	12145N	RS41019	5706N
DRS3273	17316N			93057	7266N	RS41020	5919N
DRS3295	17630N			93530	6576N	RS41021	5714N
DRS3319	16562N			93541	6410N-PT	RS41024	5718N
DRS3325	17114N			93555	18144N	RS41025	5713N
DRS3336	17644N			93560	17618N	RS41025	5716N
DRS3544	17616N			93565	17028N	RS41032	5727N
DRS3598	17096N			93578	18230N	RS41033	5724N
DRS3600	17135N			93594	18148N	RS41035	5719N
DRS3680	17075N			96112	3631N-PG	RS41035	5722N
DRS3713	17141N			96112	3838N	RS41037	5721N
DRS3730	18375N			96207	6563N	RS41038	5735N
DRS3764	18032N			97101	3268N	RS41039	5720N
DRS4730	17362N			99401	17037N	RS41040	5736N
DRS4730	6570N			8200209	4930N	RS41042	5398N
DRS4890	17237N			P3142S	3142N	RS41043	5396N
DRS5420	17318N			P3205S	3268N	RS41043	5725N
DRS6520	18375N			P3300S	17037N	RS41044	5728N
DRS6550	18026N			P3300S	6573N	RS41046	5393N
DRS6740	17093N			P3570MS	3838N	RS41047	5711N
DRS7430	18230N			P3570S	3631N-PG	RS41048	5715N
DRS8070	18369N			P3635S	3650N	RS41050	5712N
DRS8910	32638N			P3635S	3686N	RS41051	5710N
DRZ0132	7252N			P3664S	3838N	RS41052	5769N
DRZ0141	12175N			P3686S	3686N	RS41053	5772N
DRZ0142	7297N			P3691S	3838N	RS41054	5764N
DRZ5100	3182N			P6470S	6563N	RS41055	5758N
DRZ5104	3745N			P7273-12	7294-12N	RS41056	5763N
DRZ5111	3838N			P7279-9	7294-12N	RS41059	5773N
DRZ5115	3948N			P7294-12	7294-12N	RS41061	5779N
DRZ5117	6575N			P7294-3	7294-12N	RS41071	17135N
DRZ5119	4930N					RS41112	6562N

CROSS REFERENCE

INTERCHANGE

OEM No.	Part No.	OEM No.	Part No.	OEM No.	Part No.	OEM No.	Part No.
Remy Small Motor		Remy Small Motor		Richporter		Sierra Marine	
RS41112	6562NM	RT05004	10822MN	GM02	DST1639	18-5679	54-7029
RS41112	6792N	RT05005	10826N	GM04	DST1830	18-5707	MR351
RS41113	3550N	RT05006	10824N	GM05	DST1833	18-5708	MR103
RS41113	3838N	RT05007	10820N	GM06	DST1454	18-5709	MR104
RS41113	6563N	RT05008	10806N	GM10	DST1835	18-5743	TRR3072
RS41114	6616N	RT05009	10805N	GM19	DST1831	18-5801	67-713
RS41115	3686N	RT05010	10801N	GM23	DST1635	18-5802	67-732
RS41116	6793N	RT05012	10802N			18-5803	66-133
RS41117	6792N	RT05013	10818N			18-5803	67-715
RS41122	3159N	RT05014	10819N	26310	8415N	18-5807	67-718
RS41123	3141N	RT05015	10830N	26874	8422N	18-5807	67-718-1
RS41124	3183N	RT05016	10829N			18-5808	67-701
RS41126	3268N	RT05017	10822N			18-5812	67-714
RS41143	18314N	RT05018	10812N	18-5106	DM1965	18-5813	67-714
RS41144	18435N	RT05019	10845N			18-5815	67-710
RS41145	18319N	RT05020	10800N			18-5818	67-729
RS41146	18203N	RT05022	10821N	18-5434	CUC12	18-5819	67-730
RS41147	18209N	RT05024	10807N	18-5600	5709N	18-5820	67-725
RS41148	17002	RT05025	10816N-L	18-5601	5400N	18-5834	67-731
RS41148	18219N	RT05025	10816N-S	18-5602	5733N	18-5835	67-731
RS41149	18310N	RT05026	10811N	18-5603	6793N	18-5836	67-718
RS41150	18311N	RT05027	10813N	18-5604	5708N	18-5836	67-718-1
RS41151	18315N	RT05028	10815AN	18-5605	5399N	18-5837	66-100-CA
RS41152	18316N	RT05029	10829N	18-5606	5401N	18-5838	66-101-CA
RS41153	18307N	RT05030	10831N	18-5606	5708N	18-5842	66-106-C
RS41154	18308N	RT05031	10837N	18-5608	5389N	18-5843	66-107
RS41155	18317N	RT05032	10827N	18-5610	5736N	18-5844	66-113
RS41161	18347N	RT05033	10828N	18-5611	5724N	18-5845	66-114
RS41162	18346N	RT05034	10813PN	18-5612	5762N	18-5846	67-102-1
RS41163	18349N	RT05035	10832N	18-5613	5732N	18-5847	67-101-1
RS41164	18301N	RT05036	10835N	18-5614	5729N	18-5848	67-100-1
RS41165	18345N	RT05037	10838N	18-5617	5779N	18-5900	3550N
RS41166	18348N	RT05038	10815PN	18-5618	5734N	18-5901	6615N
RS41168	17291N	RT05039	10839N	18-5619	5723N	18-5902	6616N
RS41169	17008N	RT05040	10804N	18-5620	5737N	18-5903	3182N
RS41170	17312N	RT05041	10836N	18-5621	5726N	18-5906	17135N
RS41173	16720	RT05042	10833N	18-5622	5738N	18-5907	6615N
RS41175	18168N	RT05043	10851N	18-5623	5711N	18-5908	6616N
RS41178	18330N-K	RT05044	10847N	18-5624	5713N	18-5911	3550N
RS41178	18330N-P	RT05045	10822N	18-5625	5719N	18-5913	6562N
RS41178	18330N-PL	RT05046	10822CBMN	18-5626	5718N	18-5913	6562NM
RS41178	18399N	RT05047	10822CSM	18-5627	5714N	18-5915	3182N
RS41179	18420N			18-5628	5721N	18-5917	3183N
RS41187	18421N			18-5629	5712N	18-5918	17315N
RS41231	18532N	0855787900	16562N	18-5630	5716N	18-5919	6563N
RS41232	18445N	5000270909	18253N	18-5631	5715N	18-5920	3268N
RS41233	18431N	5000789396	8415N	18-5632	5720N	18-5939	12411N
RS41250	18433N	5000806878	18375N	18-5634	5719N	18-5940	7152N
RS41260	18436N	5000816041	18375N	18-5634	5722N	18-5943	12411N
RS41261	18894N	5000898799	8422N	18-5635	5718N	18-5944	12411N
RS41265	17605N	6000100325	14949N	18-5636	5393N	18-5946	7152N
RS41266	18415N	6000102270	17074N	18-5636	5735N	18-5950	7152N
RS41267	18416N	6000102394	17074N	18-5639	5724N	18-5951	12174N-1G
RS41268	18305N	6000130300	14949N	18-5640	5709N	18-5951	7466N
RS41271	18144N	6005003146	14949N	18-5641	5400N	18-5954	8903N-61A
RS41273	17292N	6005003149	14949N	18-5642	5708N	18-5956	7152N
RS41277	17354N	6005003155	17074N	18-5643	5389N	18-5957	12174N-1G
RS41278	18531N	6005003156	17074N	18-5644	5732N	18-5957	7466N
RS41280	18148N	6005003763	14949N	18-5645	5712N	18-5959	13068N
RS41287	17028N	6005016395	17074N	18-5646	5716N	18-5960	12176N-6G
RS41292	18014N	6005700084	14949N	18-5647	5719N	18-5964	8901N
RS41321	6576N	7700004148	14949N	18-5647	5722N	18-5965	12176N-1G
RS41322	6572N	7700012723	14949N	18-5648	5718N	18-5966	12174N-1G
RS41324	6575N	7701003914	17094N	18-5649	5393N	18-5967	12174N-6G
RS41325	6582N			18-5649	5735N	18-5970	8902N-61A
RS41327	6583N			18-5650	54-7015	18-5974	12415N
RS41333	17316N	CH04	DST3890	18-5655	54-7017	18-5976	12409N
RS41335	17135N	CH05	DST3820	18-5659	54-7001	18-5977	12407N
RS41335	17315N	CH12	DST3899	18-5659	54-7014	18-5979	12391N
RS41336	17316N	CH13	DST3850	18-5659	54-7016	18-5983	8465N
RT05000	10810AN	FD04	DST2880	18-5671	54-7018	18-5984	8467N-6G1
RT05000	10810N	FD13	DST2886	18-5673	54-7013	18-5984	8467N-6G2
RT05001	10814N	FD14	DST2891	18-5674	54-7019	18-6261	12177N
RT05002	10803N	FD16	DST2890	18-5677	54-7024	18-6265	12177N
RT05003	10808N	GM01	DST1829	18-5679	54-7014	18-6273-1	10815PN

CROSS REFERENCE

INTERCHANGE

OEM No.	Part No.	OEM No.	Part No.	OEM No.	Part No.	OEM No.	Part No.
Sierra Marine		Sierra Marine		Suzuki		United Technologies	
18-6274	10813PN	18-6780	10816N-L	31100-94402	18319N	6725240	54-7028
18-6275	6792N	18-6780	10816N-S	31100-94600	18307N	6725340	54-7014
18-6276	3159N	18-6781	10830N	31100-94601	18307N	6725340	54-7029
18-6278	12272N	18-6783	10855N	31100-94610	18307N	7010040	54-7019
18-6280	10811N	18-6784	10821N	31100-95240	18313N	7010140	54-7001
18-6281	10844N	18-6784 (KIT)	10821N	31100-95242	18313N	7010340	54-7013
18-6282	5773N	18-6785	10837N	31100-95600	18316N	7010440	54-7019
18-6283	5772N	18-6786	10838N	31100-95601	18316N	7017540	54-7014
18-6284	12109N	18-8800-1	ISL100M	31100-96310	18319N	7017540	54-7016
18-6285	10811AN	18-8801-1	ISL001M	31100-96311	18319N	7018940	54-7024
18-6286	10828N	18-8804-1	ISL004M	38100-87D00-01T	10837N	10517640	5723N
18-6287	66-8386	18-8811-1	ISL011M	38100-87D00-02H	10837N	0139940-M030SM	5719N
18-6288	8466N-1G	9-28003	ISL002M	38100-87D10-OED	10838N	0139940MO30SM	5719N
18-6289	18303N			38100-87E10-OED	10837N	0145640CP	52-708
18-6290	18420N			38100-87E20-OED	10838N	0145640-CP30SM	52-708
18-6291	66-205	AS165	MAP1101	38100-87J11	10861N	0203323-M020SM	5710N
18-6291	66-208	AS5	MAP1101	38100-87J20	10861N	0203323MO20SM	5710N
18-6292	17315N	AS59	MAP1112	38100-92E00-OED	10838N	0203323MO30SM	5710N
18-6293	8460N	AS59T	MAP1112			0203740-M030SM	5710N
18-6295	18330N-K	AS5T	MAP1101	Tohatsu Outboard Marine			
18-6295	18330N-P	AS61	MAP1101	350-76010-0	18301N	0203740MO30SM	5710N
18-6295	18330N-PL	DR37	CDR37	353-76010-04	18323N	0228940-M030SM	5719N
18-6298	8461N	FD478	CFD478	353-76010-1A0	18323N	0228940MO30SM	5719N
18-6299	8463N	UF271	CUF271	353-76010-300	18323N	0237240CP30SM	52-708
18-6410	18310N	UF311	CUF311	353-76010-4	18323N	0246540-M030SM	5719N
18-6411	18311N	UF50	CUF50	353-76010-4	18323N	0246540MO30SM	5719N
18-6412	18313N			3AA-76010-0	18301N	0246640-M030SM	5719N
18-6413	18314N			3C8-76010-1	18319N	0246640MO30SM	5719N
18-6414	18316N	SMP (Standard Motor Products)		B29A90500	18301N	0255640-M030SM	5712N
18-6415	18315N	SS-200	66-101-CA	B29A90500A	18301N	0255640MO30SM	5712N
18-6416	18307N	SS-215	66-107			0255740DV30SM	54-7015
18-6417	18308N	SS-216	66-106-C	Toro			
18-6418	18323N	SS-251	66-100-CA	46-7610	17096N	0255740-DV30SM	54-7015
18-6420	18301N	SS-271	66-110	57-9480	5701N	0261040-M030SM	5718N
18-6421	18346N	SS-276	66-113	67-4630	12231N	0261040MO30SM	5718N
18-6422	18345N	SS-326	66-114	71-6040	17291N	0261140-CP30SM	52-706
18-6423	18344N	SS-337	66-8405	NN10268	17312N	0261240CP30SM	52-706
18-6424	18351N	SS-362	66-205			0262640-M030SM	5733N
18-6425	18347N	SS-362	66-208	Torpedo			
18-6426	18348N	SS-411	66-205	0212321	17074N	0814240-M030SM	5709N
18-6427	18349N	SS-411	66-208	212321	17074N	0814240MO30SM	5709N
18-6430	18301N	SS-567	67-718	212403	17073N	0815440-DV30SM	54-7019
18-6432	18319N	SS-567	67-718-1	0212403	17073N	0996140-M030SM	5400N
18-6433	18317N	SS-580	67-718			0996140MO30SM	5400N
18-6434	5710N	SS-580	67-718-1	United Technologies			
18-6435	5758N	SS-584	67-702	139940	5719N	0996340-M030SM	5733N
18-6437	5769N	SS-584	67-702	0255740	54-7015	0996440-M030SM	5708N
18-6438	5764N	SS-584	67-702-1-S	0261240	52-706	0996440MO30SM	5708N
18-6439	5727N	SS-595	67-704	261240	52-706	1062940-M030SM	5718N
18-6440	6794N	SS-596	67-703	0815440	54-7019	1062940MO30SM	5718N
18-6442	18399N	SS-596	67-703-S	0996140	5400N	1065221-M030SM	5735N
18-6443	6931N	SS-600	67-718	996240	5399N	1065221MO30SM	5735N
18-6444	12358N	SS-600	67-718-1	1637540	54-7017	1079540-M030SM	5702N
18-6449	8725N	SS-602	67-714	1801940	54-7014	1079540MO30SM	5702N
18-6452	8725N	SS-606	67-710	1801940	54-7016	1097028-M030SM	5399N
18-6453	8467-9N	SS-608	67-702	1820040	54-7001	1097028MO30SM	5399N
18-6454	8470N	SS-608	67-702-1-S	2020740	5719N	1122940-M030SM	5716N
18-6455	8471N	SS-609	67-713	2025040	52-703	1122940MO30SM	5716N
18-6722	10822MN	SS-616	67-703	2034640	54-7018	1147840-M030SM	5735N
18-6754	10808N	SS-616	67-703-S	2071640	52-703	1147840MO30SM	5735N
18-6755	10803N	SS-737	66-208	4411940	5727N	1149540-M030SM	5725N
18-6758	10818N	SS-751	66-106-C	4412040	5732N	1149540MO30SM	5725N
18-6759	10810N	UM-21	67-718	4419240	54-7013	1491624-M030SM	5389N
18-6760	10824N	UM-21	67-718-1	4439740	52-703	1491624MO30SM	5389N
18-6761	10805N			4754840	5702N	1637540DV30SM	54-7017
18-6762	10806N			4787140	54-7019	1637540-DV30SM	54-7017
18-6763	10814N	Sole Diesel		4823040	52-704	1718328-M030SM	5389N
18-6765	10829N	13817100	12526N-OE	4872940	52-704	1718328MO30SM	5389N
18-6769	10822N	13827210	12231N	5265040	52-702	1791640-M030SM	5719N
18-6770	10819N			5275040	54-7024	1791640MO30SM	5719N
18-6773	10826N	Suzuki		5703840	52-706	1791740-M030SM	5719N
18-6774	10820N	31100-87D00	18308N	5980440	54-7001	1791740MO30SM	5719N
18-6775	10821N	31100-87D10	18308N	5980440	54-7001-1	1799640-M030SM	5718N
18-6775 (MOTOR)	10821N	31100-90J00	19701N	6020940	5919N	1799640MO30SM	5718N
18-6777	10827N	31100-92E00	18308N	6519240	54-7014	1801940DV30SM	54-7014
18-6779	10812N	31100-94400	18319N	6519240	54-7029	1801940DV30SM	54-7016
		31100-94401	18319N			1801940-DV30SM	54-7014

CROSS REFERENCE

INTERCHANGE

OEM No.	Part No.	OEM No.	Part No.	OEM No.	Part No.	OEM No.	Part No.
United Technologies		United Technologies		United Technologies		United Technologies	
1801940-DV30SM	54-7016	5273440-M030SM	5732N	6743240MO30SM	5758N	SM14916	5389N
1820040DV30SM	54-7001	5273440MO30SM	5732N	6767520-M030SM	54-7001	SM17183	5389N
1820040-DV30SM	54-7001	5274040-M030SM	5729N	6767540-M030SM	5769N	SM17916	5719N
2025040-CP30SM	52-703	5274040MO30SM	5729N	6767540MO30SM	5769N	SM17917	5719N
2034640DV30SM	54-7018	5275040DV30SM	54-7024	6781540-M030SM	5772N	SM17919	5719N
2034640-DV30SM	54-7018	5275040-DV30SM	54-7024	6781540MO30SM	5772N	SM17996	5718N
2070240-M030SM	5719N	5275640-M030SM	5737N	6782140-M030SM	5773N	SM18059	5398N
2070240MO30SM	5719N	5275640MO30SM	5737N	6782140MO30SM	5773N	SM20207	5719N
2070329-M030SM	5719N	5659240MO20SM	5779N	6858540-M030SM	5762N	SM20521	5724N
2070329MO30SM	5719N	5659240-M020SM	5779N	6858540MO30SM	5762N	SM20702	5719N
2070340-M030SM	5719N	5667640-M030SM	5734N	6873720-M030SM	54-7001	SM20703	5719N
2070340MO30SM	5719N	5667640MO30SM	5734N	6873740-M030SM	5763N	SM43672	5701N
2071640CP30SM	52-703	5671440-M030SM	5723N	6873740MO30SM	5763N	SM43762	5701N
2071640-CP30SM	52-703	5671440MO30SM	5723N	7010040DV30SM	54-7019	SM43790	5701N
4367240-M030SM	5701N	5672740-M030SM	5737N	7010040-DV30SM	54-7019	SM44119	5727N
4367240MO30SM	5701N	5672740MO30SM	5737N	7010140DV30SM	54-7001	SM44120	5732N
4379040-M030SM	5701N	5675640-M030SM	5726N	7010140-DV30SM	54-7001	SM44385	5728N
4379040MO30SM	5701N	5675640MO30SM	5726N	7010340DV30SM	54-7013	SM47309	5721N
4411940-M030SM	5727N	5676940-M030SM	5738N	7010440DV30SM	54-7019	SM47690	5723N
4411940MO30SM	5727N	5676940MO30SM	5738N	7010440-DV30SM	54-7019	SM47764	5401N
4412040-M030SM	5732N	5699940-M030SM	5711N	7017540DV30SM	54-7014	SM47862	5709N
4412040MO30SM	5732N	5699940MO30SM	5711N	7017540DV30SM	54-7016	SM48201	5708N
4419240DV30SM	54-7013	5703840-CP30SM	52-706	7017540-DV30SM	54-7014	SM48202	5399N
4419240-DV30SM	54-7013	5704640-M030SM	5713N	7017540-DV30SM	54-7016	SM48203	5401N
4419240-DV30SM,	54-7013	5704640MO30SM	5713N	7018940DV30SM	54-7024	SM48204	5389N
4438540-M030SM	5728N	5704740-M030SM	5722N	8890-3	67-718	SM48205	5389N
4438540MO30SM	5728N	5704740MO30SM	5722N	8890-3	67-718-1	SM48369	5735N
4439740-CP30SM	52-703	5704840-M030SM	5718N	CP02612	52-706	SM48386	5708N
4730920-M030SM	5721N	5704840MO30SM	5718N	CP20250	52-703	SM48387	5398N
4730920MO30SM	5721N	5704940-M030SM	5714N	CP20716	52-703	SM48405	5733N
4730940-M030SM	5721N	5704940MO30SM	5714N	CP48230	52-704	SM48865	5736N
4730940MO30SM	5721N	5705040-M030SM	5721N	CP48729	52-704	SM50827	5704N
4769040-M030SM	5723N	5705040MO30SM	5721N	CP551406A	52-706	SM52160	5724N
4769040MO30SM	5723N	5705140-M030SM	5712N	CP551406AS	52-706	SM52498	5762N
4786240-M030SM	5709N	5705140MO30SM	5712N	DV02557	54-7015	SM52734	5732N
4786240MO30SM	5709N	5705340-M030SM	5716N	DV08154	54-7019	SM52740	5729N
4787140DV30SM	54-7019	5705340MO30SM	5716N	DV16375	54-7017	SM52756	5737N
4787140-DV30SM	54-7019	5711640-M030SM	5715N	DV18019	54-7014	SM56676	5734N
4820140-M030SM	5708N	5711640MO30SM	5715N	DV18019	54-7016	SM56714	5723N
4820140MO30SM	5708N	5721740-M030SM	5720N	DV18200	54-7001	SM56727	5737N
4820240-M030SM	5399N	5721740MO30SM	5720N	DV20346	54-7018	SM56756	5726N
4820240MO30SM	5399N	5722940-M030SM	5722N	DV44192	54-7013	SM56769	5738N
4820340-M030SM	5401N	5722940MO30SM	5722N	DV47871	54-7019	SM56999	5711N
4820340MO30SM	5401N	5723040-M030SM	5718N	DV70101	54-7001	SM57046	5713N
4820440-M030SM	5389N	5723040MO30SM	5718N	DV70104	54-7019	SM57047	5722N
4820440MO30SM	5389N	5769040-M030SM	5723N	DV70175	54-7014	SM57048	5718N
4820540-M030SM	5389N	5769040MO30SM	5723N	DV70175	54-7016	SM57049	5714N
4820540MO30SM	5389N	5953540-M030SM	5722N	M055014A	5400N	SM57050	5721N
4823040CP30SM	52-704	5953540MO30SM	5722N	M0551014A	5400N	SM57051	5712N
4823040-CP30SM	52-704	5953640-M030SM	5718N	M0551017	5400N	SM57053	5716N
4836940-M030SM	5735N	5953640MO30SM	5718N	M0551017A	5400N	SM57116	5715N
4836940MO30SM	5735N	5980420DV30SM	54-7001	POC4001	5719N	SM57217	5720N
4838640-M030SM	5708N	5980440DV30SM	54-7001	SM01399	5719N	SM59535	5722N
4838740-M030SM	5398N	5980440DV30SM	54-7001-1	SM01446	5708N	SM59536	5718N
4838740MO30SM	5398N	5980440-DV30SM	54-7001	SM02033	5710N	SM60194	5706N
4840540-M030SM	5733N	5980440-DV30SM	54-7001-1	SM02289	5719N	SM60209	5919N
4840540MO30SM	5733N	6019440-M030SM	5706N	SM02465	5719N	SM60917	5706N
4872940CP30SM	52-704	6019440MO30SM	5706N	SM02466	5719N	SM67132	5734N
4872940-CP30SM	52-704	6020940-M030SM	5919N	SM02556	5712N	SM67430	5764N
4886540-M030SM	5736N	6020940MO30SM	5919N	SM02610	5718N	SM67432	5758N
4886540MO30SM	5736N	6091740MO30SM	5706N	SM02626	5733N	SM67675	5769N
5059240-M030SM	5713N	6519240-KT30SM	54-7014	SM08142	5709N	SM67815	5772N
5059240MO30SM	5713N	6519240-KT30SM	54-7029	SM09961	5400N	SM685854	5762N
5071240-M030SM	5714N	6713240-M030SM	5734N	SM09962	5708N	SM68737	5763N
5071240MO30SM	5714N	6713240MO30SM	5734N	SM09963	5733N	SMH12B31	5400N
5082740-M030SM	5704N	6725240KT30SM	54-7028	SM09964	5708N	SMH12B41	5718N
5082740MO30SM	5704N	6725240-KT30SM	54-7028	SM10629	5718N	SMH12B43	5716N
5216040-M025SM	5724N	6725340KT30SM	54-7014	SM10652	5735N	SMH12B81	5702N
5216040-M030SM	5724N	6725340KT30SM	54-7029	SM10790	5399N	SMH12C31	5708N
5216040MO25SM	5724N	6725340-KT30SM	54-7014	SM10795	5702N	SMH12C41	5719N
5216040MO30SM	5724N	6725340-KT30SM	54-7029	SM10970	5399N	SMH12C42	5709N
5249840-M030SM	5762N	6743020-M030SM	54-7001	SM11229	5716N	SO-51177	67-718
5249840MO30SM	5762N	6743040-M030SM	5764N	SM1122940	5716N	SO-51177	67-718-1
5265040CP30SM	52-702	6743040MO30SM	5764N	SM11478	5735N	SO-51181	67-703
5265040-CP30SM	52-702	6743240-M030SM	5758N	SM11495	5725N	SO-51181	67-703-S


CROSS REFERENCE

INTERCHANGE




OEM No.	Part No.	OEM No.	Part No.	OEM No.	Part No.	OEM No.	Part No.
Zen							
1.01.0754.1	54-8149						
1.01.0773.0	54-8239-1						
1.01.0773.1	54-8239-1						
1.01.0914.0	54-117-1						
1-01-0020-1	54-180-1						
1-01-0716-0	54-7001						
1-01-0716-0	54-7001-1						
1-01-0754-0	54-8149						
1-01-0974-1	54-8252-1						
1-01-1036-0	54-8506-1						
ZM							
456	66-113						
461	66-114						
551	66-101-CA						
552	66-101-CA						
760	66-205						
760	66-208						
762	66-208						
806	66-8405						
950	66-107						
951	66-106-C						
7461	66-114						
7-456	66-113						
80.101.04	16372N						
80.106.07	16450N						
80.280.01	17037N						
80.280.01	6573N						
80.280.02	6582N						
80.280.10	6582N						
80.280.12	6576N						
ZM-1-76090	66-205						
ZM-1-76090	66-208						
ZM-1-76290	66-208						
ZM-1-86090	66-133						
ZM-1-86290	66-125						
ZM-45690	66-113						
ZM-461	66-114						
ZM-55190	66-101-CA						
ZM-7-45690	66-113						
ZM-7-461	66-114						
ZM-76090	66-205						
ZM-76090	66-208						
ZM-80590	66-8405						
ZM-80690	66-8405						
ZM-8-76290	66-208						

CROSS REFERENCE

WAIglobal



WAIglobal



USA

WAIglobal USA

411 Eagleview Blvd., Suite 100,
Exton, PA 19341
Tel: 484.875.6600
Toll Free: 800.877.3340
Fax: 800.948.6121

CANADA


Montréal

4711 Boul. Couture
Montréal (St-Léonard),
Québec, H1R 3H7
Tel: 514.324.7922
Toll Free: 800.661.2962
Fax: 514.328.1535

EUROPE

WAI Europe b.v.

Klappolder 225
2665 MR Bleiswijk
The Netherlands
Tel: 31(0)10.524.1980
Fax: 31(0)10.524.1981



BRAZIL

WAIglobal Brazil Ltda

Av. Coronel Marcos Konder,
1207-Sala 70
88.301-303, Itajai-SC
Tel/Fax: (47)3046.1600

Toronto

34 Alex Avenue
Vaughan, Ontario
L4L 5X1
Tel: 416.740.9200
Toll Free: 800.387.2807
Fax: 416.740.5348

CHINA

Transpo Electronics, Shanghai, LTD

Building No. 32 215 De Bao Rd
Wai Gao Qiao Free Trade Zone
Pudong, Shanghai 200131
Peoples Republic of China
Tel: 86.21.5048.2700
Fax: 86.21.5048.2722