



AGRICULTURAL MACHINERY



2015/2016



HC-CARGO Always Online

The products you require are only a few clicks away!

www.hc-cargo.com





AGRICULTURAL MACHINERY



Edition 2015/2016



You can easily find our complete and up-to-date spare parts program at our web-catalogue at:
www.hc-cargo.com





Our Product Range - Your Customer Satisfaction

In this catalogue we offer you an overview of selected parts and accessories for agricultural machineries. We offer a broad range in many ways. Therefore you will find all the electrical parts you need to repair agricultural applications. From spare parts for starters and alternators to the units themselves, A/C compressors, lighting products and many other auto-electrical spare parts.

With the HC-CARGO program you have an one-stop-supplier opportunity regarding electrical parts.

New classification - Starters and Alternators

In the present edition the starters and alternators you find in the first part of the catalogue. They are divided after vehicle manufacturers, so you easily can find the units suitable for the specific vehicle you need to repair.

The second part is dedicated to spare parts, A/C compressors, lighting etc.

High Quality Guarantee

Via thorough tests in our quality department our engineers test units, components, parts etc. in terms of interaction, perfect fit and easy installation before the products are approved and released for sale. This procedure ensures that we keep the high quality that you can promise to your customers.

Our Spare Parts for Starters and Alternators - All You Need

Most spare part dealers offer only specialized programs. We have decided to have a broad product range to meet the demands of workshops in the best possible way. We cover virtually all you require to get your vehicle running. You will find all you need in:

- Rotors
- Stators
- Regulators
- Rectifiers
- Brush Sets
- Pulleys
- Drives/Clutches
- Solenoids
- Armatures
- Etc.

The above spare parts you will find in our starter and alternator components catalogues.



For full program overview
and online-shop visit
www.hc-cargo.com

PAGE

ALTERNATORS

<u>Agrifull</u>	8
<u>Allis Chalmers</u>	8
<u>Case</u>	9
<u>Caterpillar</u>	14
<u>Chang Feng (Liebao)</u>	14
<u>Claas</u>	14
<u>Cub Cadet</u>	16
<u>Daedong Kioti</u>	16
<u>Deutz-Fahr</u>	16
<u>Dronningborg</u>	18
<u>Eicher</u>	18
<u>Fahr</u>	19
<u>Fendt</u>	19
<u>Ferrari</u>	19
<u>Fiat</u>	20
<u>Fiat-Allis</u>	20
<u>Ford</u>	21
<u>Goldoni</u>	22
<u>Hitachi</u>	22
<u>Inter Harv.</u>	23
<u>Iseki</u>	23
<u>JCB</u>	23
<u>John Deere</u>	24
<u>KHD</u>	27
<u>Kubota</u>	27
<u>Lamborghini</u>	27
<u>Landini</u>	28
<u>Mahindra</u>	28
<u>Marshall</u>	28
<u>Massey Ferguson</u>	28
<u>Mercedes-Benz</u>	30
<u>Mitsubishi</u>	30
<u>New Holland</u>	30
<u>Renault Agriculture</u>	31
<u>Same</u>	32
<u>Steiner</u>	32
<u>Valtra</u>	32
<u>Various Agriculture Vehicles</u>	33
<u>Volvo BM</u>	39
<u>Zetor</u>	40

GENERATORS

<u>Allis Chalmers</u>	42
<u>Case</u>	42
<u>Cub Cadet</u>	42

DC MOTORS

<u>Various Agriculture Vehicles</u>	86
---	----

STARTERS

<u>Agco Allis</u>	44
<u>Agco White</u>	44
<u>Agrifull</u>	44

PAGE

STARTERS

<u>Allis Chalmers</u>	44
<u>BCS</u>	45
<u>Belarus</u>	46
<u>Benford</u>	46
<u>Buhrer</u>	46
<u>Case</u>	47
<u>Caterpillar</u>	51
<u>Chang Feng (Liebao)</u>	51
<u>Claas</u>	52
<u>Cub Cadet</u>	53
<u>Deutz-Fahr</u>	54
<u>Dronningborg</u>	54
<u>Eicher</u>	55
<u>Fendt</u>	55
<u>Ferrari</u>	56
<u>Fiat</u>	57
<u>Fiat-Allis</u>	58
<u>Ford</u>	60
<u>Goldoni</u>	61
<u>Grasshopper</u>	62
<u>Hattat Tarim</u>	62
<u>Hitachi</u>	62
<u>Hough</u>	62
<u>Huerlimann</u>	62
<u>Iseki</u>	63
<u>Jacobsen</u>	63
<u>JCB</u>	63
<u>John Deere</u>	64
<u>Kubota</u>	68
<u>Lamborghini</u>	68
<u>Landini</u>	69
<u>Lombardini</u>	69
<u>Mahindra</u>	69
<u>Massey Ferguson</u>	70
<u>Mccormick</u>	72
<u>Mercedes-Benz</u>	72
<u>Mitsubishi</u>	72
<u>New Holland</u>	72
<u>Payloader</u>	73
<u>Renault Agriculture</u>	74
<u>Same</u>	74
<u>Sisu</u>	74
<u>Steyr</u>	74
<u>Valtra</u>	74
<u>Various Agriculture Vehicles</u>	75
<u>Various Agriculture Vehicles</u>	76
<u>Various Agriculture Vehicles</u>	77
<u>Volvo BM</u>	83
<u>Yanmar</u>	84

DYNASTARTERS

<u>BCS</u>	88
<u>Goldoni</u>	88
<u>John Deere</u>	88

ABBREVIATIONS:

AC=Air Condition, Alu=Aluminium, A=Ampere, AT=Automatic Transmission, Cat.=Catalyzer, Ch.=Chassis, Cyl.=Cylinder, CW=Clockwise rotation, Eur.=European application, FWD.=Front Wheel Drive, H=Hight, HD=Heavy Duty construction, HP=Horse Power, ID=Inner Diameter, KW=Kilowatt, L=Length, LHD=Left Hand Drive, LL.=Lead Length, M=Minimum supply, MT=Manual Transmission, m=Metre, OD=Outer Diameter, O.E.=Original Equipment, PS=Power Steering, RHD=Right Hand Drive, Th.=Thickness, V=Volt, W=With, W/o=Without, W=Watt, 4WD.=Four Wheel Drive, []=Eng. no., 3(2)=Number of fixing holes-number in bracket represent threaded holes.

	PAGE
ALTERNATOR PARTS	
<u>Briggs & Stratton</u>	90
<u>Lucas</u>	91
<u>Remy (delco)</u>	92
<u>Generator parts</u>	93
<u>Dynastarter Parts</u>	95
STARTER PARTS	
<u>Briggs & Stratton</u>	98
<u>Tecumseh</u>	100
<u>United Technologies</u>	101
<u>Universal Parts</u>	103
LIGHTING	
<u>Beacon Sockets</u>	139
Spare Parts	140
<u>Bulb Holder Sets</u>	231
<u>Bulb Holders</u>	228
<u>Bulbs</u>	233
Conventional	244
Electric Vehicles and Forklifts	245
Festoon	240
Flash and Penlight	245
H1 Halogen	234
H2 Halogen	234
H3 Halogen	234
H4 Halogen	235
H6W Halogen	236
H7 Halogen	236
H8 American Types	238
H9 American Types	238
H10 American Types	238
H11 American Types	238
H13 Halogen	238
H15 Halogen	236
H21W Halogen	237
H27W/1 American Types	238
H27W/2 American Types	239
Halogen	246
HB1 American Types	237
HB3 A American Types	237
HB3 American Types	237
HB4 A American Types	237
HB4 American Types	237
HB5 American Types	237
High Intensity Discharge	239
Instrument Panel	242
MH6 Halogen	236
Parking and Flasher - Position	241
Spare Lamp Kits	248
Stop and Flasher - Position	247
Stop and Tail Lamps	239
Wedge Base	242
Wedge Base - Covers	245
<u>Forward Lighting</u>	157
Driving Lamp	161
Driving Lamp LED	163
Flasher-Position Lamps Conventional	167

	PAGE
<u>Forward Lighting</u>	157
Flasher-Position Lamps LED	169
Fog Lamps	160
Headlight Inserts	159
Headlight Inserts	160
LED Daytime Running Light Sets	163
Position Lamps Conventional	163
Position Lamps LED	165
Sealed Beams	160
Tractor Head Lamps	157
<u>Hand Lamps Conventional</u>	227
Spare Parts	227
<u>Hand Lamps LED</u>	228
<u>Hazard Warning Lights</u>	226
LED	226
<u>Pen-/Torch Lights</u>	226
Pen-/Torch Lights LED	226
Torch Light Conventional	226
Torch Light LED	226
<u>Reflectors</u>	221
Accessories	224
Container Marking	224
Triangles	225
Warning Triangles	225
<u>Side Indicators Conventional</u>	169
Spare Parts	170
<u>Side Indicators LED</u>	171
<u>Side Marker Lamps Conventional</u>	171
Accessories	173
Spare Parts	173
<u>Side Marker Lamps LED</u>	173
Accessories	176
<u>Spot Lights</u>	155
Accessories	156
<u>Tail Lights</u>	176
Multi Function Lamps	179
Numberplate Lamps Conventional	214
Numberplate Lamps LED	215
Rear Fog Lamps Conventional	178
Rear Fog Lamps LED	179
Reversing Lamps Conventional	176
Reversing Lamps LED	177
Tail Lamps Conventional	205
Tail Lamps LED	205
Tail Position Lamps Conventional	208
Tail Position Lamps LED	210
Trailer Lighting Sets	217
<u>Warning Lights</u>	116
Flash Lights LED	129
Light Bars Conventional	134
Light Bars LED	134
Rotating Beacons Conventional	116

Care is taken to ensure the accuracy of descriptions and applications of each item, but assumes no responsibility for possible errors. O.E.M. names and numbers are used for reference purposes only.
 Printed in Germany. Copyright © 2015 Holger Christiansen A/S, A Bosch Group Company

PAGE

<u>Warning Lights</u>	116
Rotating Beacons LED	122
Rotating Beacons Xenon	126
<u>Work Lamps Conventional</u>	141
<u>Work Lamps HID</u>	154
Spare Parts	155
<u>Work Lamps LED</u>	146
Accessories	154

ELECTRICAL COMPONENTS

<u>Acoustic Warning</u>	256
Buzzers	257
Horns	257
Reversing Alarms	256
<u>Advance Solenoids</u>	287
<u>Cabin Heaters</u>	305
Accessories	307
Connectors	307
Heater Motors	306
<u>Camera & Parking Sensors</u>	250
CCTV Rear Observation System	250
<u>Dashboard Gauges</u>	319
Ammeter	319
Fuel Gauges	320
Hour Meter	320
Oil Pressure Gauges	321
Voltmeter	320
Water Temp. Gauges	321
<u>Fans & Blowers</u>	296
Axial Fans	300
Blowers	296
Fan/Heater Motors	298
<u>Power Management Components</u>	260
Battery Isolators	268
Chargers	266
Load Resistors	266
Power Guard	267
Relay Boxes	263
Voltage Converters	260
Voltage Inverters	264
Voltage Reducer	266
<u>Pumps & Pump Parts</u>	288
Electrical Bilge Pumps	288
Electrical Fluid Pumps	290
Electrical Fuel Pumps	292
Electrical Water Pumps	289
<u>Radio Accessories</u>	318
Capacitors	318
Loudspeaker Built-in	319
Loudspeaker in Cabinet	319
Radio Mounting Kits	319
<u>Solenoid Shutdown</u>	280
Externally Switched	280
Internally Switched	284
Pull Coil Timer Modules	287

PAGE

<u>Switches</u>	270
<u>Wiper Systems</u>	307
Windscreen Washers	313
Wiper Arms	307
Wiper Motors	309

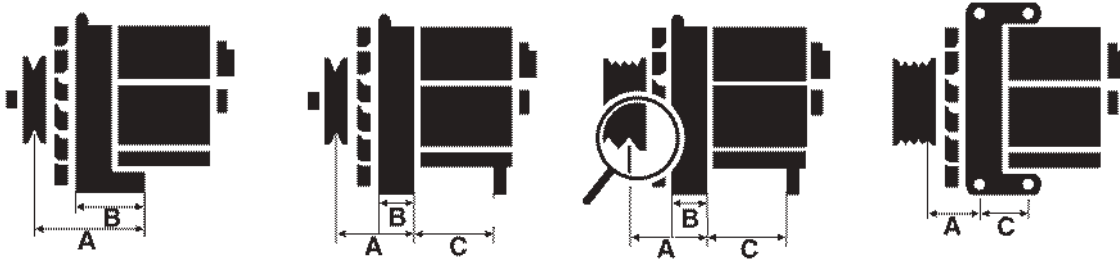
WORKSHOP CONSUMABLES

<u>Battery Terminals</u>	324
Brass Casting	324
For French Applications	331
Formpressed	330
Leads and Earth Straps	331
<u>Cable & Wiring</u>	386
Cables	389
Charging Clips	386
<u>Circuit Breakers</u>	360
<u>Clamps</u>	392
Hose	392
Mini	392
<u>Hoses</u>	391
Plastic	391
<u>Industrial Battery Connectors</u>	334
50 Ampere	334
80 Ampere	334
100 Ampere	335
160 Ampere	335
175 Ampere	335
250 Ampere	336
300 Ampere	338
320 Ampere	338
350 Ampere	338
<u>Plugs & Sockets</u>	339
Accessories	355
Adapters - 12/24 V	342
Adapters 12 V	343
Cable kits 12 V	353
DIN and Cigarette Lighter	339
Distributor Box	345
NATO Cable Connectors	358
Trailer Coils 12 V	354
Trailer Coils 24 V	354
Trailer Plugs - 12 V	350
Trailer Plugs - 24 V	351
Trailer Plugs - 6/24 V	353
Trailer Sockets - 12 V	345
Trailer Sockets - 24 V	347
Trailer Sockets - 6/24 V	350
Voltage Converters	353
<u>Relays</u>	361
<u>Switches</u>	382
<u>Tools</u>	392
Hose Clamp Screwdrivers	392
<u>Application List - Alternator & Starters</u>	393
<u>Application List - A/C Compressors</u>	417
<u>Cross Reference List</u>	423
<u>Index</u>	477



Alternators

A: Pulley distance, B: Width of holder arm, C: Mounting bracket distance












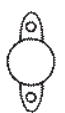



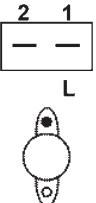

Remarks: Serpentine pulley













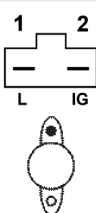

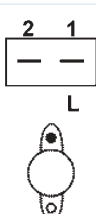

















Threaded fixing holes

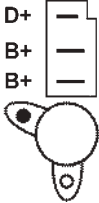

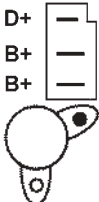

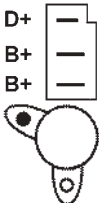

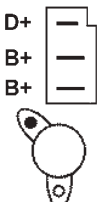

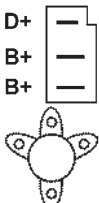

Edition 2015/2016










AGRIFULL					
	HC-CARGO	Model		Replacing	Information
 	110899	Various Models		0120300569, 0120300568, 0120300559, 0120300558, 0120300529, 0120300528, 63362006, 63362004, 63362003, 63300506	Voltage: 14 Ampere: 33 B+: Plug Pulley: P Grooves: 1 Fan: EF A: 48.45 B: 24.00 C: 74.00 <i>Regulator: HC-CARGO 130675.</i>
 	111662	Various Models		0120339536, 0120339521, AAG1341, AAG1340, AAG1338, AAG1314, 11.201.507, 11.201.502, 11.201.500, 11.201.115, 9513053	Voltage: 14 Ampere: 33 B+: M6 Terminal: W Pulley: w/o Fan: EF B: 56.00
ALLIS CHALMERS					
	HC-CARGO	Model		Replacing	Information
 	110639#	300	310, 340, 350	DM91134, DM1132, DM1130	Voltage: 14 Ampere: 36 B+: M6 Pulley: P Grooves: 1 Fan: EF A: 91.00 B: 60.75 <i>Regulator: HC-CARGO 130017.</i>
 	111419	FD, FL	Various Models (FD 3,5,7,9,10), Various Models (FL 4,7,8,9,10,14,20)	0120469890, 0120469634, 0120469549, AAK4507, 11.201.555, 2541423	Voltage: 28 Ampere: 55 B+: M8 Terminal: W Pulley: DP Grooves: 2 Fan: EF A: 50.00 B: 17.45 C: 63.00
 	110611	FL	Various Models (FL 4,7,8,9,10,14,20)	A124N, 3370000, ALB40-86, ALB40-68, 63304800, 63303500, 63303192, 63303191, 63303150, 63303140, 63303130, 63303120, 63303110, 63303100, 19025037	Voltage: 14 Ampere: 44 B+: M6 Pulley: P Grooves: 1 Fan: EF A: 46.00 B: 17.00 C: 61.00 <i>Regulator: HC-CARGO 130613.</i>
 	112097	FL	Various Models (FL 4,7,8,9,10,14,20)	0120489796, 0120489795, 0120489794, 0120489793, 0120489792, 0120489639, 0120489638, 0120489612	Voltage: 28 Ampere: 30 B+: M6 Pulley: P Grooves: 1 Fan: w/o A: 45.00 B: 17.00 C: 63.00
 	111713	Various Models		321-667, 1105609, 1105579, 1105560, 1105540, 1105539, 1105538, 1105536, 1105535, 1105418, 1102551	Voltage: 14 Ampere: 105 B+: M6 Pulley: P Grooves: 1 Fan: EF A: 77.00 B: 50.70 <i>Replacing: 15SI.</i>

ALLIS CHALMERS						
	HC-CARGO	Model		Replacing	Information	
		112260#	Various Models	321-603, 1105470, 1105469, 1105467, 1105465, 1105464, 1105463, 1105462, 1105460, 1102553, 1101289	Voltage: 14 Ampere: 80 B+: M5 Pulley: w/o Fan: w/o B: 12.60 C: 103.45 <i>Replacing: 27SI. Negative grounding.</i>	
CASE						
	HC-CARGO	Model		Replacing	Information	
		111843	100 Series	110, 120, 135	F005A00024, 9120060041, 6033G2019B, 0120484218, 0120484050, 0120484026, 0120484018, 0120484011, AAK5304, AAK5165, AAK4831, AAK4307, AAK1815, AAG5118, 11.204.396, 11.203.660, 11.203.268, 9515180, 9513160	Voltage: 14 Ampere: 95 B+: M8 Terminal: W Pulley: w/o Fan: w/o B: 51.00 <i>B- M8.</i>
		111888	100 Series	110, 120, 135	F005A00023, 0120489475, 0120488293, 0120488205, AAK3330, AAK1363, 11.201.935, 11.201.595, 9515170	Voltage: 14 Ampere: 65 B+: M8 Terminal: W Pulley: SP Grooves: 8 Fan: EF A: 81.00 B: 50.60
		113552	100 Series, Various Models	170 CBX	9515122, 9515112	Voltage: 14 Ampere: 120 B+: M8 Terminal: W Pulley: DP Grooves: 2 Fan: EF A: 77.00 B: 50.80
		110641	300 Series, 400 Series, 1000 Series	321, 421, 1000	0120339552, 0120339531, 0120339514, 0120300514, AAG1328, AAG1315, AAG1311, AAG1301, 11.201.501, 11.201.372, 11.201.096, 11.201.027, 24171, 9515311, 9515310	Voltage: 14 Ampere: 33 B+: M6 Terminal: W Pulley: P Grooves: 1 Fan: EF A: 76.30 B: 56.00
		110077	300 Series, 400 Series, 500 Series	321, 431, 531, 554	0120339525, 0120339524, 0120300531, 0120300530, 860150, 858885, 510-249, 2927990	Voltage: 14 Ampere: 50 B+: M6 Pulley: P Grooves: 1 Fan: EF A: 78.50 B: 56.00
		110508	400 Series	485	321-1015, 1979859, 1979858, 1979857, 1105708, 1105707, 1105706, 1105705, 1105704, 1105703, 1105692	Voltage: 14 Ampere: 78 B+: M6 Pulley: P Grooves: 1 Fan: EF A: 77.00 B: 50.50 <i>Replacing: 12SI.</i>
		111713	400 Series	485	321-667, 1105609, 1105579, 1105560, 1105540, 1105539, 1105538, 1105536, 1105535, 1105418, 1102551	Voltage: 14 Ampere: 105 B+: M6 Pulley: P Grooves: 1 Fan: EF A: 77.00 B: 50.70 <i>Replacing: 15SI.</i>











CASE		HC-CARGO	Model	Replacing	Information	
		112170	400 Series, 1000 Series	455, 1150, 1150 (E)	0120489481, 0120489071, 0120488294, 0120488206, AAK3336, AAK1387, 11.201.941, 11.201.759	Voltage: 28 Ampere: 45 B+: M8 Terminal: W Pulley: w/o Fan: EF B: 51.00 Dust proof.
		111662	400 Series, 500 Series	433, 533	0120339536, 0120339521, AAG1341, AAG1340, AAG1338, AAG1314, 11.201.507, 11.201.502, 11.201.500, 11.201.115, 9513053	Voltage: 14 Ampere: 33 B+: M6 Terminal: W Pulley: w/o Fan: EF B: 56.00
		110952	500 Series, 600 Series, 1000 Series	580 (C,D), 680, 1450	1105537, 1105510, 1103123, 1103031, 1102919, 1102918, 1101204	Voltage: 28 Ampere: 40 B+: M5 Terminal: W Pulley: P Grooves: 1 Fan: EF A: 75.55 B: 50.70 Replacing: 10SI.
		111035	600 Series	650 HD (Yumbo)	0120489188, 0120489187, 0120489186, 0120489126, AAK3538, AAK3529, AAK1175, AAK1172, AAK1171, AAK1163, AAK1123, AAG0403, 11.201.432, 11.201.405, 54022240, 54022171, 24214A, 24214, 24213A, 24213, 24203, 63505101, 63321154, 63321005, 63321003, 63320130, 63320056, 63320028, 63320004, 63307431, 63307401, 9516714, A2T32171, A002T32171, 19025789, 19025787, 19025051, A13E26, A13E25, 2541236, 2541235	Voltage: 14 Ampere: 65 B+: M6 Terminal: W Pulley: P Grooves: 1 Fan: EF A: 51.25 B: 22.00 C: 73.00
		110427	800 Series, 1000 Series	850, 1150, 1450	ANB7004, ANB7003, ANB7002, ANB7001, ANB6004, ANB6002, ANB6001, 51-212, 51-178	Voltage: 28 Ampere: 22 B+: M12 Pulley: DP Grooves: 2 Fan: w/o A: 83.30 B: 15.50 C: 102.19
		112493	800 Series, W	821B, W20E	0120468147, 0120468054, 860568	Voltage: 28 Ampere: 65 B+: M12 Terminal: W Pulley: w/o Fan: EF B: 14.00 C: 100.00
		112098	900 Series, 1000 Series	956 (XL), 1056	0120489711, 0120489710, 0120489294, 0120489022, 0120488233, 0120488138, 0120488134, 0120400845, AAK4351, AAK4313, AAK3547, AAK1370, AAK1182, 11.203.415, 11.203.301, 11.201.499, 11.201.444, 9516693, 9515010, 9513031, 443113516693, 443113516690	Voltage: 14 Ampere: 65 B+: M6 Terminal: W Pulley: P Grooves: 1 Fan: EF A: 77.00 B: 56.00













CASE		HC-CARGO	Model	Replacing	Information
 	110178	1000 Series	1210, 1212, 1410	9120331913, 9120331901, 9120331502, 0120389503, 0120389502, 0120339510, 0120339509, 0120339506, 516011, ALT12N-39, ALT12N-14, ALT12N-11, ALP12N-2, 77FB10300FB, 77FB10300FA, 76BB10300ED, 76BB10300EA, 74DB10436A, 69EB10346AD, 5003897, 1537179, AAK4116, AAG1111, 11.201.272, 11.201.067, 54022165, 54022083, 54022032, 54022017, 54022006, 54021993, 54021918, 54021917, 54021898, 54021868, AH2140B14, 9AR2916F, 9AR2916, 9AR2915F, 510-105, 510-104, 2541194, 29409930, 2523234	Voltage: 14 Ampere: 36 B+: 9.40 Pulley: w/o Fan: EF B: 10.00 C: 87.00
 	110179	1000 Series	1290, 1390, 1690	86BB10300DB, 86AB10300DA, 54022084, 54022011, 54021985, 54021845, 54021810, 54021493, 24180, 24153, 24141, 24133, 24108, 9AR5019, 9AR2877, 9AR2603G, 9AR2603F, 9AR2603, 8HA2009KA	Voltage: 14 Ampere: 36 B+: 9.40 Pulley: w/o Fan: EF B: 9.75 C: 88.00 <i>For pulley w/ 17.00 mm bore use bushing: HC-CARGO 134894.</i>
 	110968	1000 Series	1394, 1494, 1594	858787, ALT2N-14, ALT12N-2, ALT12N-13, ALF12-18, AAK1333, AAK1133, 11.201.470, NAB300, 66021113, 60921030, 60921029, 60210167, 60210165, 60210164, 60210163, 60210158, 60021066, AH2040C4, 9AR5060, 9AR2960F, 9AR2841, 9AR2705G, 9AR2705, 9AR2699G, 9AR2683G, 9AR2683, 9AR2654G, 9AR2650D, 9AR2699	Voltage: 14 Ampere: 70 B+: M6 Pulley: P Grooves: 1 Fan: EF A: 34-43 B: 11.00 C: 82.00
 	111185	1000 Series	1190, 1194, 1290	54021350, 26921046, 26021235, 24185, 24181A, 24134A, 24134, 24099A, 24099, 24082, 24065A, 24065, 9AR2918G, 9AR2918	Voltage: 14 Ampere: 43 Pulley: w/o Fan: IF B: 9.80 C: 81.00 <i>As HC-CARGO 114796, but w/o pulley</i>
 	111204	1000 Series	1394, 1494, 1594	NAB905, 24166, 24017, 24016, 24014, 23999, 23991, 23986A, 23986	Voltage: 14 Ampere: 70 B+: M6 Pulley: P Grooves: 1 Fan: EF A: 54.15 B: 27.00 <i>w/ mounting bearing bracket for left and right engine side.</i>



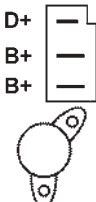











CASE		HC-CARGO	Model	Replacing	Information
	113574	1000 Series	1394, 1494, 1594	0120489959, 0120489958, 81DB10300BB, 81DB10300BA, 6173461, AAK4118, 11.201.276, 24049B, 24049A, 24049, 23680, 9AR2963L, 9AR2963, 9AR2919P, 9AR2919, NA066	Voltage: 14 Ampere: 65 B+: Plug Terminal: W Pulley: P Grooves: 1 Fan: EF A: 36.85 B: 10.40 C: 83.00
	113999	2000 Series	2144, 2155, 2166	AAN8151, AAN5771, AAN5701, AAN5502, AAN5318, AAN5155, AAN5138, 11.204.239, 11.204.159, 11.203.870	Voltage: 14 Ampere: 150 B+: M8 Terminal: W Pulley: w/o Fan: IF Not Insulated return B: 13.87 C: 103.27 <i>w/o pulley.</i>
	112773	2000 Series	2144	120468055	Voltage: 14 Ampere: 135 B+: 7/16" UNC Terminal: W Pulley: w/o Fan: EF B: 14.22 C: 100.00
	111289	4000 Series	4200	9120331872, 9120331864, 9120331854, 0120489957, 0120489896, 0120489895, 0120489889, 0120489844, ALS12N-75, ALS12N-72, ALS12N-51, R72GB10346NA, 89AX10300HA, 89AX10300EA, 89AB10300HA, 89AB10300GB, 89AB10300GA, 89AB10300EB, AAK4524, AAK4520, AAK4519, AAK4513, AAK4135, AAK3590, AAK1358, AAK1114, 11.201.676, 11.201.579, 61920314, 61920311, 54022620, 54022572, 54022243, 54022147, 54021921, 54021919, 24318, 24199, 24181, 943358010, 943356639, 943356633, 63358020, 63358010, 9516742, 9516740, 9516709, 9515734, A5T31774, A5T31773, A5T31772, A5T31372, A005T31774, A005T31773, A005T31772, A005T31372, 9AR5092K, 9AR5022G, 9AR5022, 9AR2978, 9AR2843G, 9AR2707G, 9AR2703, 9AR2701, 9AR2700G, 9AR2700, 2950220, 2940981, 2929780, 2927070	Voltage: 14 Ampere: 70 B+: 9.40 Terminal: W Pulley: P Grooves: 1 Fan: EF A: 35.00 B: 12.50 C: 80.00
	114384	Farm	JX70U, JX80U, JX90U, JX100U	63321744	Voltage: 14 Ampere: 85 B+: M6 Terminal: W Pulley: w/o Fan: IF B: 17.00 C: 63.40

CASE	HC-CARGO	Model	Replacing	Information
	114469	Magnum	305	AAN5702, 11.203.720, 11.203.191 Voltage: 14 Ampere: 175 B+: M8x1.25 Pulley: w/o Fan: IF B: 13.00 C: 101.00 <i>Dust proof.</i>
	114450*	Tractors	Farmall	AAK4314, AAK1832, 11.204.484, 11.204.327, 11.203.714, 11.203.302 Voltage: 14 Ampere: 120 Pulley: SP Grooves: 8 Fan: EF
	110300	Various Models		321-654, 1105476, 1105475, 1105474, 1100274, 1100211, 1100093, 1100077, 10463160 Voltage: 28 Ampere: 65 B+: M6 Terminal: W Pulley: w/o Fan: EF B: 11.90 C: 103.00 <i>Replacing: 27SI. Shaft dia. 22.00 mm. Fan: HC-CARGO 131854.</i>
	110504	Various Models		1105073, 1102875, 1100589 Voltage: 14 Ampere: 90 B+: M6 Terminal: W Pulley: w/o Fan: EF B: 51.00 <i>Same as HC-CARGO 110505 (75 A).</i>
	112260#	Various Models		321-603, 1105470, 1105469, 1105467, 1105465, 1105464, 1105463, 1105462, 1105460, 1102553, 1101289 Voltage: 14 Ampere: 80 B+: M5 Pulley: w/o Fan: w/o B: 12.60 C: 103.45 <i>Replacing: 27SI. Negative grounding.</i>
	114191	Various Models		102211-9090 Voltage: 14 Ampere: 90 B+: M8x1.25 Pulley: SP Grooves: 8 Fan: EF A: 74.80 B: 51.00
	114518	Various Models		101211-2951, 101211-2950 Voltage: 14 Ampere: 55 B+: M6 Pulley: P Grooves: 1 Fan: IF A: 43.00 B: 21.00







CATERPILLAR		HC-CARGO	Model		Replacing	Information
		114218	Backhoe Loaders	416C, 426C	101211-2310, 101211-2240	Voltage: 14 Ampere: 55 B+: M6 Pulley: DP Grooves: 2 Fan: IF A: 95.00 B: 57.00
		112996	Farm	Farm 35, Farm 45, Farm 55	321-687, 19010207, 19010196, 19010191, 19010188, 19010187, 19010170, 19010150, 19010147, 19010145	Voltage: 14 Ampere: 115 B+: M8 Pulley: w/o Fan: EF B: 14.55 C: 100.50 <i>Replacing: 21Sl. Negative grounding. One wire system. B+ 1/4".</i>
		114683	Various Agriculture Vehicles		101211-8271, 101211-8270	Voltage: 28 Ampere: 80 B+: M8 Pulley: w/o Fan: EF B: 13.70 C: 103.00
		114188	Various Models		101211-9020, 101211-9010	Voltage: 14 Ampere: 90 B+: M6 Pulley: DP Grooves: 2 Fan: IF A: 97.00 B: 58.10
		114271	Various Models		19011206, 19011205, 19011191, 10459599	Voltage: 28 Ampere: 75 B+: M6 Terminal: W Pulley: w/o Fan: EF Not Insulated return B: 14.20 C: 100.00 <i>Replacing: 34Sl.</i>
CHANG FENG (LIEBAO)						
		HC-CARGO	Model		Replacing	Information
		110621	3300 Series	3320	9516653, 9516650, 443113516653, 443113516650, 334113516653	Voltage: 14 Ampere: 55 B+: M6 Pulley: w/o Fan: w/o B: 27.00 C: 65.85
CLAAS						
		HC-CARGO	Model		Replacing	Information
		111978	Combines	Combines	6033GB2009, 0120484021, 0120484015, AKK4322, 11.203.333	Voltage: 14 Ampere: 120 B+: M8 Terminal: W Pulley: w/o Fan: EF B: 56.00


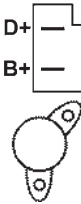
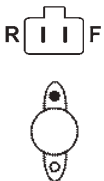


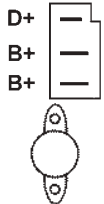
CLAAS		HC-CARGO	Model	Replacing	Information	
		111649	Dominator	66	0120400775, 0120339545, 0120339544, 0120339543, 0120339513, 0120339512, 0120339511, 0120300562, AAG1343, 11.201.784	Voltage: 14 Ampere: 33 B+: M6 Pulley: P Grooves: 1 Fan: EF A: 76.00 B: 56.00
		112098	Dominator	105	0120489711, 0120489710, 0120489294, 0120489022, 0120488233, 0120488138, 0120488134, 0120400845, AAK4351, AAK4313, AAK3547, AAK1370, AAK1182, 11.203.415, 11.203.301, 11.201.499, 11.201.444, 9516693, 9515010, 9513031, 443113516693, 443113516690	Voltage: 14 Ampere: 65 B+: M6 Terminal: W Pulley: P Grooves: 1 Fan: EF A: 77.00 B: 56.00
		113611	Dominator, Jaguar	106, 675, 680, 685 SL	0120469895, 0120469687, 0120469540, 0120469526, 0120469506, 0120469013	Voltage: 14 Ampere: 90 B+: M8 Terminal: W Pulley: w/o Fan: EF B: 81.30
		113949	Jaguar	850	0124525147, 0123515503, 0123515501, 0123515500, AAN8166, AAN5122, AAN5120, 11.204.254, 11.203.065, 11.203.051	Voltage: 14 Ampere: 150 B+: M8 Terminal: W Pulley: w/o Fan: IF B: 56.00
		114000	Various Models		AAK5533, 11.203.281	Voltage: 14 Ampere: 120 B+: M8 Terminal: W Pulley: SP Grooves: 8 Fan: IF A: 83.00 B: 56.00
		114513	Various Models		AAK5125, 11.201.738	Voltage: 14 Ampere: 95 B+: M8 Terminal: W Pulley: SP Grooves: 8 Fan: IF A: 83.00 B: 56.00
		114735	Various Models		0123520015, AAN5308	Voltage: 14 Ampere: 150 B+: M8 Terminal: W Pulley: w/o Fan: IF B: 56.00

CUB CADET					
		HC-CARGO	Model	Replacing	Information
		112492	7000 Series 7000, 7200, 7205	A7T02077C, A7T02077A, A7T02077, A7T02071C, A7T02071A, A7T02071, A007T02077C, A007T02077A	Voltage: 14 Ampere: 50 B+: M5 Pulley: P Grooves: 1 Fan: IF A: 43.50 B: 21.10
		114079	7000 Series 7305	A7TA0171B, A7TA0171, A007TA0171B, A007TA0171, 30A68-00801, 30A68-00800	Voltage: 14 Ampere: 40 B+: M5 Pulley: P Grooves: 1 Fan: IF A: 43.00 B: 16.00 C: 41.60
DAEDONG KIOTI					
		HC-CARGO	Model	Replacing	Information
		114219	DK35 Series, DK40 Series DK35 Series, DK40 Series	TA000A58101	Voltage: 14 Ampere: 50 B+: M6 Terminal: W Pulley: P Grooves: 1 Fan: IF A: 43.00 B: 15.00 C: 66.00
DEUTZ-FAHR					
		HC-CARGO	Model	Replacing	Information
		114192	Agrotron Various Models	AAN5511, AAN5346, 11.204.187, 11.203.389	Voltage: 14 Ampere: 200 B+: M8 Terminal: W Pulley: w/o Fan: IF B: 56.00
		112389	Antares, Dorado 110, 130, 60DT/2RM	AAK5115, 11.201.667	Voltage: 14 Ampere: 85 B+: M6 Terminal: W Pulley: w/o Fan: IF B: 55.90
		110761	AX Various Models	0120489944, 0120488271, AAK3557, AAK1134, 11.201.635	Voltage: 28 Ampere: 35 B+: M6 Terminal: W Pulley: w/o Fan: w/o B: 80.00 Fan: HC-CARGO 133875.
		110766	AX Various Models	0120489730, 0120489707, 0120489023, 0120488224, 0120400805, 0120400791, 0120400790, 0120400760, AAK4509, AAK1352, AAK1204, AAK1167, AAK1115, AAK1113, AAK1109, 11.201.574, 11.201.557, 11.201.186, A0924, 9AR6015K, 2960150, 2523162	Voltage: 28 Ampere: 27 B+: M6 Terminal: W Pulley: w/o Fan: EF B: 56.00

DEUTZ-FAHR		HC-CARGO	Model	Replacing	Information	
		112747	AX	Various Models	0120469772, 0120469585, 0120469521, 0120469520, 0120469519, 0120469102, 0120469030, 0120469008, 83DB10346AA, 1620918, AAK5734, AAK3318, 11.203.655, 11.201.903	Voltage: 28 Ampere: 55 B+: M8 Terminal: W Pulley: w/o Fan: EF B: 56.00
		110360	D Series	D 2807, D 3607, D 6807	9120080139, 9120080120, 9120080089, 9120080056, 0120489965, 0120489964, 0120489961, 0120489960, AAK3501, AAK1139, AAK1105, 11.201.601, 9AR2896G, 9AR2883G, 9AR2883, 9AR2835G, 9AR2835, 9AR2756F, 9AR2528F	Voltage: 14 Ampere: 45 B+: 9.40 Pulley: w/o Fan: w/o B: 56.00
		110881	D Series	D 2807, D 3607, Various Models	0120489309, 0120489296, 0120489286, 0120489183, 0120489070, 0120489069, 0120488258, 0120488257, AAK4349, AAK3579, AAK1189, 11.203.405, 11.201.512, 11.201.511, 11.201.478, 11.201.226, 943356826, 8515220	Voltage: 14 Ampere: 55 B+: M6 Terminal: W Pulley: DP Grooves: 2 Fan: EF A: 88.00 B: 56.00
		114191	D Series	D 3607	102211-9090	Voltage: 14 Ampere: 90 B+: M8x1.25 Pulley: SP Grooves: 8 Fan: EF A: 74.80 B: 51.00
		112046	DX	DX 6.31, DX 6.50, DX 7.10	0120484001, AAK4320, AAK3822, AAK1811, AAK1312, 11.204.054, 11.203.656, 11.203.331, 11.201.991	Voltage: 14 Ampere: 95 B+: M8 Terminal: W Pulley: SP Grooves: 8 Fan: EF A: 84.00 B: 56.00
		112736	DX	DX7 - Various Models, Intrac 6.30	0120489756, AAK1378, 11.201.570, 9515230	Voltage: 14 Ampere: 65 B+: M6 Terminal: W Pulley: P Grooves: 1 Fan: EF A: 76.50 B: 56.10
		114110	Various Models		AAN8189, AAN5121, AAN5116, 11.204.280, 11.203.064, 11.203.043	Voltage: 28 Ampere: 80 B+: M8 Terminal: W Pulley: w/o Fan: IF B: 56.00
		114470	Various Models		AAK3380, 11.203.151	Voltage: 14 Ampere: 120 B+: M8 Pulley: w/o Fan: EF B: 56.00

DEUTZ-FAHR					
	HC-CARGO	Model		Replacing	Information
	115309	Various Models		AAK4343, 11.203.391	Voltage: 28 Ampere: 35 B+: M8 Terminal: W Pulley: w/o Fan: EF B: 56.00
		114365	Various Models		120689553
DRONNINGBORG					
	HC-CARGO	Model		Replacing	Information
	111289	7000 Series	7000	9120331872, 9120331864, 9120331854, 0120489957, 0120489896, 0120489895, 0120489889, 0120489844, ALS12N-75, ALS12N-72, ALS12N-51, R72GB10346NA, 89AX10300HA, 89AX10300EA, 89AB10300HA, 89AB10300GB, 89AB10300GA, 89AB10300EB, AAK4524, AAK4520, AAK4519, AAK4513, AAK4135, AAK3590, AAK1358, AAK1114, 11.201.676, 11.201.579, 61920314, 61920311, 54022620, 54022572, 54022243, 54022147, 54021921, 54021919, 24318, 24199, 24181, 943358010, 943356639, 943356633, 63358020, 63358010, 9516742, 9516740, 9516709, 9515734, A5T31774, A5T31773, A5T31772, A5T31372, A005T31774, A005T31773, A005T31772, A005T31372, 9AR5092K, 9AR5022G, 9AR5022, 9AR2978, 9AR2843G, 9AR2707G, 9AR2703, 9AR2701, 9AR2700G, 9AR2700, 2950220, 2940981, 2929780, 2927070	Voltage: 14 Ampere: 70 B+: 9.40 Terminal: W Pulley: P Grooves: 1 Fan: EF A: 35.00 B: 12.50 C: 80.00
		111355	7800, 8000 Series	7800, 8700 Jumbo	0120489385, 0120489384, 0120489293, 858776, AAK4598, AAK4523, AAK3369, AAK3312, 11.203.097, 11.201.876, 11.201.810, 11.201.578, 54022752, 54022647, 54022642, 54022639, 54022579, 54022428, 54022408, 54022382, 54022200, 54022176, 63324387, 63324294, 63324245, 54208288, 2541400, 2541290
EICHER					
	HC-CARGO	Model		Replacing	Information
	111649	300, 3000	330, 3026, 3257, S	0120400775, 0120339545, 0120339544, 0120339543, 0120339513, 0120339512, 0120339511, 0120300562, AAG1343, 11.201.784	Voltage: 14 Ampere: 33 B+: M6 Pulley: P Grooves: 1 Fan: EF A: 76.00 B: 56.00

FAHR					
	HC-CARGO	Model	Replacing	Information	
	112097	M Series	M1000 Series	0120489796, 0120489795, 0120489794, 0120489793, 0120489792, 0120489639, 0120489638, 0120489612, 2998230, AAK3564, AAK1209, AAK1110, 11.201.468, 11.201.075, 11.201.055, LRA2378, A0828, 61920271, 943320025, 63321163, 63321161, 63321115, 63321104, 63321063, 63321055, 63321052, 63321050, 63321049, 9AR3952G, 9AR3952, 9AL3955G, 860141, 19025057, 19025044, 2939520	Voltage: 28 Ampere: 30 B+: M6 Pulley: P Grooves: 1 Fan: w/o A: 45.00 B: 17.00 C: 63.00
FENDT					
	HC-CARGO	Model	Replacing	Information	
	112196	Farmer	300 SERIES, 600, 610, 611	0124615053, 0123510075, 0123510074, 0123510060	Voltage: 14 Ampere: 143 B+: M8 Pulley: w/o Fan: IF B: 56.00 <i>Bosch Type.</i>
	114192	Vario	Various Models	AAN5511, AAN5346, 11.204.187, 11.203.389	Voltage: 14 Ampere: 200 B+: M8 Terminal: W Pulley: w/o Fan: IF B: 56.00
	111978	Various Models		6033GB2009, 0120484021, 0120484015, AKK4322, 11.203.333	Voltage: 14 Ampere: 120 B+: M8 Terminal: W Pulley: w/o Fan: EF B: 56.00
	114735	Various Models		0123520015, AAN5308	Voltage: 14 Ampere: 150 B+: M8 Terminal: W Pulley: w/o Fan: IF B: 56.00
FERRARI					
	HC-CARGO	Model	Replacing	Information	
	111168	40	40 WDT	0120489952, 0120489951, 0120489950, 0120489948, 0120489947, 0120489125, 0120489124, 0120489123, AAK4133, AAK3129, 11.201.927, 11.201.299, 9516761, 9516760, 9516716, 443113516761, 719, 619, 3493719, 3493619, 3472208, 3472066, 3472051, 208, 066, 051, A13N214, 2541341	Voltage: 14 Ampere: 55 B+: M6 Terminal: W Pulley: P Grooves: 1 Fan: EF A: 84.00 B: 56.00

FIAT					
	HC-CARGO	Model		Replacing	Information
	111686	100, 110, 115, 130	100.90, 110.90, 115.90, 130.90	0120489338, 0120489219, 0120489212, 0120489153, 0120489152, 0120489136, 0120489018, 0120488251, AAK4543, AAK4176, AAK4155, AAK4154, AAK1228, 11.201.662, 11.201.514, 11.201.357, 11.201.329, 943321019, 943320049, 63321146, 63321099, 63321031, 63321022, 63321021, 63321020, 63321019, 9515080, 9AR2951L, 9AR2951, 19025060, 2929510, 2565995, 2565994	Voltage: 14 Ampere: 65 B+: M6 Pulley: P Grooves: 1 Fan: EF A: 49.50 B: 17.00 C: 64.50
	111180	400, 500	420, 500S, 540, DT	0120339528, 0120339527, 0120339516, 0120339515, AAG1130, AAG1104, AAG0402, 11.201.783, 11.201.037, 943356274, 63300931, 63300921, 63300920, 63300901, 63300900, 63300802, 63300521, 30680274, 9AR5006G, 19025063, 19025042	Voltage: 14 Ampere: 33 B+: 9.40 Pulley: P Grooves: 1 Fan: EF A: 49.00 B: 25.00 C: 74.00
FIAT-ALLIS					
	HC-CARGO	Model		Replacing	Information
	110075	Various Models		1102945, 1102944, 1102370, 1100951, 1100944, 1100943, 1100939, 1100933, 1100932, 1100931, 1100921	Voltage: 14 Ampere: 60 B+: M6 Pulley: P Grooves: 1 Fan: EF A: 75.00 B: 51.00 <i>As HC-CARGO 110215 (90 A). Regulator: HC-CARGO 130505.</i>
	110504	Various Models		1105073, 1102875, 1100589	Voltage: 14 Ampere: 90 B+: M6 Terminal: W Pulley: w/o Fan: EF B: 51.00 <i>Same as HC-CARGO 110505 (75 A).</i>
	110801	Various Models		0122469003, 0122469001, 100211-0860, A0012303JB, 2303JB, 321-665, 321-660, 1117655, 1117650, 1117647, 1117645, 1117644, 1117643, 1117642, 1117640, 1117623, A13R182	Voltage: 28 Ampere: 45 B+: 1/4" UNF Terminal: W Pulley: w/o Fan: EF B: 14.80 C: 100.00
	110912	Various Models		9120144239, 9120144238, 9120144202, 9120144201, 0120489753, 0120489752, 0120489743, 0120489742, 63321493, 63321197, 63321172, 63321080, 63321071, 63321061, 63321010, 63321008, 63320141, 63320128, 19025067, 19025056, 19025049, A13E23, 2541234, 2541233	Voltage: 14 Ampere: 55 B+: M6 Pulley: P Grooves: 1 Fan: EF A: 44.50 B: 16.40 C: 66.00

FIAT-ALLIS				
	HC-CARGO	Model	Replacing	Information
	112992	Various Models	1117915	Voltage: 28 Ampere: 70 B+: M8 Pulley: w/o Fan: EF B: 15.75 C: 101.55 <i>Replacing: 20SI. Negative grounding. One wire system. B+ 5/16"</i>
FORD				
	HC-CARGO	Model	Replacing	Information
	113562	1000 Series	1320, 1520, 1530	Voltage: 14 Ampere: 40 B+: M6 Pulley: P Grooves: 1 Fan: IF A: 42.00 B: 12.90 C: 81.50
	111289	2000 Series	2000	9120331872, 9120331864, 9120331854, 0120489957, 0120489896, 0120489895, 0120489889, 0120489844, ALS12N-75, ALS12N-72, ALS12N-51, R72GB10346NA, 89AX10300HA, 89AX10300EA, 89AB10300HA, 89AB10300GB, 89AB10300GA, 89AB10300EB, AAK4524, AAK4520, AAK4519, AAK4513, AAK4135, AAK3590, AAK1358, AAK1114, 11.201.676, 11.201.579, 61920314, 61920311, 54022620, 54022572, 54022243, 54022147, 54021921, 54021919, 24318, 24199, 24181, 943358010, 943356639, 943356633, 63358020, 63358010, 9516742, 9516740, 9516709, 9515734, A5T31774, A5T31773, A5T31772, A5T31372, A005T31774, A005T31773, A005T31772, A005T31372, 9AR5092K, 9AR5022G, 9AR5022, 9AR2978, 9AR2843G, 9AR2707G, 9AR2703, 9AR2701, 9AR2700G, 9AR2700, 2950220, 2940981, 2929780, 2927070
	111363	2000 Series, 3000 Series	2600, 3600, 3610	Voltage: 14 Ampere: 45 B+: M6 Terminal: W Pulley: P Grooves: 1 Fan: EF A: 36.70 B: 11.00 C: 83.00
	111739	2000 Series, 3000 Series	2600, 3600, 3610	Voltage: 14 Ampere: 55 B+: M6 Terminal: BS/W Pulley: w/o Fan: EF B: 11.40 C: 82.30 <i>w/ battery sensor terminal.</i>












FORD				
	HC-CARGO	Model	Replacing	Information
	111740	2000 Series, 3000 Series, 4000 Series	2600, 3600, 4100	E7NN10B376BB, E7NN10B376BA, E7NN10B376AB, E7NN10B376AA, E4NN10B376AB, AAK1344, AAK1343, 11.201.504, 11.201.503, 54022337, 24448, 24400, 24274A, 24274, 24250, 24186B, 24186A, 24186, 63324274 Voltage: 14 Ampere: 70 B+: M6 Terminal: BS/W Pulley: P Grooves: 1 Fan: EF A: 35.50 B: 11.30 C: 82.70 <i>w/ battery sensor terminal.</i>
	112718	5000 Series, 6000 Series, 7000 Series	5640, 6640, 7740	F2NN10B376AA, F0NN10B376CA, F0NN10B376BB, AAK5326, 11.203.042, 54022527, 54022443, 63321346, 63321285 Voltage: 14 Ampere: 100 B+: M6 Terminal: W Pulley: SP Grooves: 6 Fan: IF A: 32.00 B: 14.00 C: 83.80
	113623	5000 Series, 6000 Series, 7000 Series	5640, 6640, 7740	F2NN10B376CA, F2NN10B376BA, F0NN10B376AA, 54022626, 54022525, 54022397, 24415, 24414, 24385, 24384, 24295B, 24295A, 24295, 63324385, 63324384, 63324295 Voltage: 14 Ampere: 70 B+: M6 Terminal: W Pulley: w/o Fan: w/o B: 12.00 C: 82.60
	110170	8000 Series, TW	8210, TW 15, TW 20, TW 25	D7NN10300B, 8MA2014PA, 8MA2014P, 8MA2010PA, 8MA2010P Voltage: 14 Ampere: 72 B+: M6 Pulley: P Grooves: 1 Fan: EF A: 74.75 B: 51.25 <i>Regulator: HC-CARGO 131175.</i>
GOLDONI				
	HC-CARGO	Model	Replacing	Information
	112768	50, 3000	55 B, 3050, 3070	0120489457, 0120489402, 0120489019, 0120488195, 0120488194, 451013, AAK4518, AAK4138, AAK1117, 11.201.600, 11.201.571, 11.201.304, 11.201.071, 943356316, 943321095, 63321095, 63320037, 63305120, 30680316 Voltage: 14 Ampere: 55 B+: M6 Terminal: W Pulley: P Grooves: 1 Fan: EF A: 45.00 B: 17.00 C: 70.00
	112773	50, 3000	55 B, 3070	120468055 Voltage: 14 Ampere: 135 B+: 7/16" UNC Terminal: W Pulley: w/o Fan: EF B: 14.22 C: 100.00
HITACHI				
	HC-CARGO	Model	Replacing	Information
	113886	Excavators	Zaxis 200 Forester	A4TU5486, A4TU5485, A004TU5486 Voltage: 28 Ampere: 50 B+: M6 Pulley: SP Grooves: 3 Fan: EF A: 60.00 B: 13.00 C: 70.00

INTER HARV.				
	HC-CARGO	Model	Replacing	Information
	112160	CM-Serie 1455 A	0-35000-0480, 0-35000-0471, 0-35000-0461, 0-35000-0460, 0-35000-0392, 0-35000-0391, 0-35000-0390, 19020391, 19020383, 19020382, 19020376, 19020346, 19020307, 19011192, 19010200, 19010199, 19010195	Voltage: 28 Ampere: 75 B+: M6 Pulley: w/o Fan: EF B: 14.25 C: 101.50 <i>Replacing: 21Sl. One wire system.</i>
ISEKI				
	HC-CARGO	Model	Replacing	Information
	111042	200 234, 235, 244, 245, 254	021000-6980, MD017645, MD017635, AH2035M4, AH2035M, AH2025M4, A1T22074, A1T11574, A001T22074, A001T11574	Voltage: 14 Ampere: 35 B+: M6 Pulley: P Grooves: 1 Fan: EF A: 42.50 B: 12.10 C: 66.90
	113699	300 325	101211-1200	Voltage: 14 Ampere: 40 B+: M6 Pulley: P Grooves: 1 Fan: IF A: 41.50 B: 24.00
	111048	500 530	101211-2480, 101211-1230, 101211-1180, 101211-1040, 100211-4690, 100211-4680, 100211-4670	Voltage: 14 Ampere: 40 B+: M6 Pulley: P Grooves: 1 Fan: IF A: 43.00 B: 24.00
	113921	500 530	101211-1361, 101211-1360, 100211-4771, 100211-4770, 100211-4740, 100211-4650, 100211-4610	Voltage: 14 Ampere: 40 B+: M6 Pulley: P Grooves: 1 Fan: IF A: 43.50 B: 24.00
	114190	Various Models	101211-2040	Voltage: 14 Ampere: 60 B+: M6 Pulley: P Grooves: 1 Fan: IF A: 43.50 B: 21.50
JCB				
	HC-CARGO	Model	Replacing	Information
	114772	Various Models	AAK5807, AAK5758, AAK5583, 11.204.467, 11.204.115, 11.203.812, 11.203.440	Voltage: 14 Ampere: 95 B+: M8 Pulley: SP Grooves: 8 Fan: IF A: 30.50 B: 14.10 C: 80.75

JOHN DEERE		HC-CARGO	Model	Replacing	Information
		110105	1000 Series 1032, 1042, 1052	0120489704, 0120489703, 0120488290, 0120488267, 0120488218, 0120300545, 0120300535, 0120300516, AAK3328, AAK1362, AAK1330, 11.201.929, 11.201.665, 11.201.592, 11.201.453, 9AR2968K, 9AR2968, 510-384	Voltage: 14 Ampere: 55 B+: M6 Pulley: P Grooves: 1 Fan: EF A: 83.30 B: 56.00
		111215	1000 Series 1065, 1068, 1072	100211-6051, 100211- 6050, 100211-6031, 100211-6030	Voltage: 14 Ampere: 120 B+: M8 Pulley: DP Grooves: 2 Fan: IF A: 94.60 B: 57.65
		113531	1000 Series 1065, 1068, 1072	F005A00025, 9120060042, 0120484019, 0120484017, 0120484012, AAK4321, 11.204.405, 11.203.332	Voltage: 14 Ampere: 120 B+: M8 Terminal: W Pulley: w/o Fan: w/o B: 56.20
		113632	1000 Series 1065, 1068, 1072	012060040, 0120489317, 0120489156, 0120488217, 0120484020, 0120484016, 0120484003, 0120484002, AAK5197, AAK4829, AAK3329, 11.204.391, 11.201.989, 11.201.934, 9515361, 9515102, 9513170, 9513071	Voltage: 14 Ampere: 85 B+: M8 Terminal: W Pulley: w/o Fan: IF B: 56.10
		113742	3000 Series 3120, 3320, 3520	101211-1380, 101211- 1170	Voltage: 14 Ampere: 40 B+: M6 Pulley: P Grooves: 1 Fan: IF A: 43.00 B: 21.00
		110445	4000 Series 4450, 4455	100211-5800, 100211- 0790, 100211-0292, 100211-0291, 100211- 0290, 100211-0281, 100211-0280, 8MR2035T, 110-244, 110-238	Voltage: 14 Ampere: 90 B+: M6 Pulley: w/o Fan: EF B: 51.00
		112062	6000 Series 6110, 6320, 6420 S	0124515126, 0123512500, AAN5156, 11.203.204	Voltage: 14 Ampere: 115 B+: M8 Pulley: w/o Fan: IF B: 56.00 <i>SP/FW 235718 can be used.</i>
		112529	6000 Series 6020, 6120, 6220	0123335003, 0123320061, 0123320045, 0123320010, 0123315501, AAK5391, AAK5382, AAK5306, 11.203.186, 11.203.167, 11.203.005, LRA1860, A13VI99, A13VI197, A13VI175, A13VI134, 2541959, 2541919B, 2541919, 2541838A, 2541838, 2541775B	Voltage: 14 Ampere: 90 B+: M8 Terminal: W Pulley: SP Grooves: 6 Fan: IF A: 92.00 B: 56.10




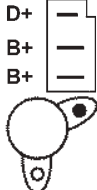




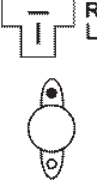


JOHN DEERE		HC-CARGO	Model	Replacing	Information
	113949	6000 Series	6120, 6220	0124525147, 0123515503, 0123515501, 0123515500, AAN8166, AAN5122, AAN5120, 11.204.254, 11.203.065, 11.203.051	Voltage: 14 Ampere: 150 B+: M8 Terminal: W Pulley: w/o Fan: IF B: 56.00
	114681	6000 Series	6230, 6330, 6430	124325166	Voltage: 14 Ampere: 90 B+: M8 Pulley: w/o Fan: IF Not Insulated return B: 56.00
 	111830	7000 Series	7710, 7800, 7810	100211-6420	Voltage: 14 Ampere: 140 B+: M8 Pulley: SP Grooves: 8 Fan: IF A: 90.50 B: 58.00
 	113707	7000 Series	7430, 7530	0124625031, AAN5840, 11.204.424	Voltage: 14 Ampere: 200 B+: M8 Pulley: w/o Fan: IF B: 56.00
 	113899	8000 Series	8120, 8220, 8320	0124615029, 0123515502	Voltage: 14 Ampere: 150 B+: M8 Terminal: W Pulley: SP Grooves: 8 Fan: IF A: 87.00 B: 56.00
 NEW PRODUCT www.hc-cargo.com	114211*	9630, Various Models	9630	0124625030, 0124625029	Voltage: 14 Ampere: 200 B+: M8 Pulley: w/o Fan: IF B: 56.00
 NEW PRODUCT www.hc-cargo.com	114864	Farm	Various models (Tractor)	8600479, 8600050, 19011195, 19011189, 10459353	Voltage: 28 Ampere: 75 B+: 1/4" UNC Insulated return B: 14.2 C: 102.0
 NEW PRODUCT www.hc-cargo.com	115435	Mowers	Various Models	101211-2201, 101211-2200	Voltage: 14 Ampere: 50 B+: M6 Pulley: P Grooves: 1 Fan: IF A: 50.00 B: 21.00













JOHN DEERE		HC-CARGO	Model		Replacing	Information
		113975	Sprayers	Various models	104210-3921, 104210-3920	Voltage: 14 Ampere: 150 B+: M6 Pulley: SP Grooves: 8 Fan: IF B: 58.00 C: 0.00
		111647	Various Models		390087, 2191166, 21EA00050	Voltage: 28 Ampere: 60 B+: M6 Pulley: w/o Fan: EF B: 15.00 C: 102.00
		112160	Various Models		0-35000-0480, 0-35000-0471, 0-35000-0461, 0-35000-0460, 0-35000-0392, 0-35000-0391, 0-35000-0390, 19020391, 19020383, 19020382, 19020376, 19020346, 19020307, 19011192, 19010200, 19010199, 19010195	Voltage: 28 Ampere: 75 B+: M6 Pulley: w/o Fan: EF B: 14.25 C: 101.50 <i>Replacing: 21Sl. One wire system.</i>
		113401	Various Models		LR140-727, LR140-723B, LR140-721E, LR140-721D, LR140-721C, LR140-721B, LR140-721, LR140-719	Voltage: 14 Ampere: 40 B+: M6 Terminal: W Pulley: P Grooves: 1 Fan: IF A: 41.50 B: 12.00 C: 67.20
		113542	Various Models		9516765, 9515765, 443113515765	Voltage: 14 Ampere: 55 B+: M6 Terminal: W Pulley: P Grooves: 1 Fan: EF A: 84.00 B: 56.00
		113543	Various Models		LRA02116, 9516241, 9515241, 443113516241, 443113515241	Voltage: 14 Ampere: 55 B+: M6 Terminal: W Pulley: SP Grooves: 8 Fan: EF A: 77.40 B: 50.75
		114263	Various Models		101211-3410	Voltage: 14 Ampere: 50 B+: M6 Pulley: SP Grooves: 1 Fan: IF Not Insulated return A: 44.00 B: 21.10
		114379	Various Models		0124615043, AAN5869, 11.204.502	Voltage: 14 Ampere: 150 B+: M8 Pulley: w/o Fan: IF Not Insulated return B: 56.30






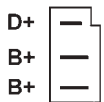







JOHN DEERE					
	HC-CARGO	Model		Replacing	Information
 	114518	Various Models		101211-2951, 101211-2950	Voltage: 14 Ampere: 55 B+: M6 Pulley: P Grooves: 1 Fan: IF A: 43.00 B: 21.00
KHD					
	HC-CARGO	Model		Replacing	Information
	115309	Various Models		AAK4343, 11.203.391	Voltage: 28 Ampere: 35 B+: M8 Terminal: W Pulley: w/o Fan: EF B: 56.00
KUBOTA					
	HC-CARGO	Model		Replacing	Information
	114657	Compact Tractor	B2620	6A830-59250	Voltage: 14 Ampere: 14 Pulley: P Grooves: 1 A: 62.0 B: 16.0
 	114515	M, Tractors	M7580DT, M8580DT, Various models	100211-6780	Voltage: 14 Ampere: 45 B+: M6 Pulley: DP Grooves: 2 Fan: IF A: 42.50 B: 24.00
 	114807	Series-M	6800, 8200, 9000	A1TA3677, A1TA1777, A001TA1777	Voltage: 14 Ampere: 60 B+: M6 Pulley: P Grooves: 1 Fan: IF A: 63.00 B: 29.00
	114516	Tractors	Various Models	15531-64017, 15531-64016, 15531-64013	Voltage: 14 Ampere: 14 Grooves: 1 A: 64.00 B: 16.00
LAMBORGHINI					
	HC-CARGO	Model		Replacing	Information
 	110882	1100 Series, 1300	1106 (2RM), Various Models, 1306 (DT)	0120489765, 0120489762, 0120489761, 0120489145, 0120489106, 021000-0320, AAK4162, AAK3197, 11.209.443, 11.201.336, 11.201.070, 61920270, 943356305, 943321044, 943320021, 943305226, 63321037, 63321036, 63321035, 63320021, 63307256	Voltage: 14 Ampere: 45 B+: M6 Pulley: P Grooves: 1 Fan: w/o A: 47.00 B: 16.25 C: 63.00



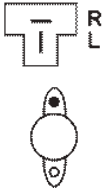

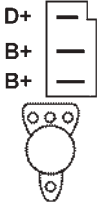

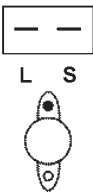



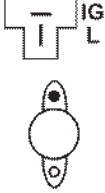

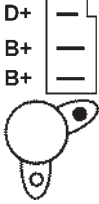

LAMBORGHINI					
	HC-CARGO	Model		Replacing	Information
	110890	1100 Series, 1300 Series	Various Models	9120331881, 0120489838, 0120489770, 0120489763, 0120489151, 0120489147, 0120489146, 0120489134, AAK4140, AAK3560, AAK1135, 11.201.457, 11.201.306, 11.201.242, 11.201.112, 61920269, 943356353, 943320023, 63321180, 63321041, 63320100, 63320023, 63307841, 63307536, 63307526, 9AL5050K, 19025046, 2950500	Voltage: 14 Ampere: 55 B+: M6 Pulley: P Grooves: 1 Fan: w/o A: 49.00 B: 17.00 C: 63.00
LANDINI					
	HC-CARGO	Model		Replacing	Information
	113474	60, 80, 5000, Altantis	60, 80, 100, 5860	9124476014, AAK3320, AAK1324, 11.201.913, 11.201.396, 54022007, 54022001, 24090, 24067, 24034, 24015, 24013, 23996, 23943, 23938, 23937, 23902, 23862	Voltage: 14 Ampere: 65 B+: Plug Terminal: W Pulley: P Grooves: 1 Fan: EF A: 35.90 B: 11.00 C: 82.55
MAHINDRA					
	HC-CARGO	Model		Replacing	Information
	113683	Various Models		40001C01, 26921168A, 26921168, 26021278, 26021276, 004001C01	Voltage: 14 Ampere: 36 Pulley: P Grooves: 1 Fan: EF A: 90.60 B: 56.00
MARSHALL					
	HC-CARGO	Model		Replacing	Information
	113469	D	D 100, D 135, D 150, D 642	0120339526, AAG1307, 11.201.062	Voltage: 14 Ampere: 33 B+: 9.40 Pulley: P Grooves: 1 Fan: EF A: 75.50 B: 55.90 Dust proof.
MASSEY FERGUSON					
	HC-CARGO	Model		Replacing	Information
	110770	MF 100, MF 1000	184, 1014, 1114	873F10300BA, 86VB10300AA, 86VB10300A2, 86VB10300A2, AAK4574, AAK4568, 11.201.728, 11.201.707, 54022686, 54022625, 54022623, 54022621, 54022616, 54022590, 54022554, 54022536, 54022483, 54022458, 63324157	Voltage: 14 Ampere: 55 B+: M6 Terminal: W Pulley: w/o Fan: w/o B: 11.20 C: 82.00
	111948	MF 100, MF 200	152, 194, 240	AAK4554, 11.201.693, 24123A, 24123, 24087D, 24087B, 24087A, 24087, 24022A, 24022, 24019A, 24019, 23880, 23865A, 23865, 9AR5070K, 9AR5040K, 9AR2944K, 9AR2862K, 9AR2862, 9AR2861K, 9AR2856K, 9AR2856, 9AR2853K, 9AR2853, 9AR2786, 9AR2566, 2950700, 2940772, 2928610, 2541148, 2541131, 2541130, 2518051	Voltage: 14 Ampere: 70 B+: Plug Terminal: W Pulley: w/o Fan: EF B: 29.00

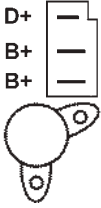

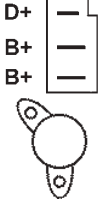

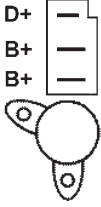



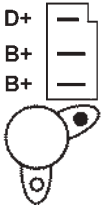





MASSEY FERGUSON		HC-CARGO	Model	Replacing	Information
	110970	MF 200	240, 245, 254	AAG1310, 11.201.095, NAB302, 9AR2549F, 9AR2549, 9AR2548K, 9AR2548, 9AR2547F, 9AR2547, 510-56, 510-39, 510-38	Voltage: 14 Ampere: 65 B+: M6 Pulley: P Grooves: 1 Fan: EF A: 58.00 B: 27.10
	111355	MF 300	350	0120489385, 0120489384, 0120489293, 858776, AAK4598, AAK4523, AAK3369, AAK3312, 11.203.097, 11.201.876, 11.201.810, 11.201.578, 54022752, 54022647, 54022642, 54022639, 54022579, 54022428, 54022408, 54022382, 54022200, 54022176, 63324387, 63324294, 63324245, 54208288, 2541400, 2541290	Voltage: 14 Ampere: 65 B+: M6-6.30 Terminal: W Pulley: P Grooves: 1 Fan: EF A: 37.00 B: 11.50 C: 81.00
	112722	MF 3000	3085, 3645, 3655	54022751, 54022746, 54022656, 54022580, 54022561, 54022560, 54022532, 54022530, 54022529, 54022528, 63324407	Voltage: 14 Ampere: 70 B+: M6 Terminal: W Pulley: w/o Fan: EF B: 10.50 C: 83.50
	112989	MF 4000	Various Models	321-666, 1117641, 1117628, 1117621, 1117620, 1117618, 1117613, 1117612, 1117611, 10459200, 10459020	Voltage: 14 Ampere: 60 B+: M8 Terminal: W Pulley: w/o Fan: IF B: 14.85 C: 101.65 <i>Replacing: 20SI. Negative ground- ing. One wire system. B+ 1/4".</i>
	110107	MF 500, MF 2000, MF 3000	550, 2640, 3650	LR150-191, LR150-190, 24204, 24124, 24033A, 24033, 9AR5083G, 9AR5010F, 9AR2888, 9AR2887, 9AR2725F, 510-501, 510-492, 510-456, 510-368, 510-320, 9AR2725	Voltage: 14 Ampere: 55 B+: 6.30 Pulley: w/o Fan: w/o B: 27.00
	111736#	MF 500, MF 800	550, 850, 860	8MR2033T, 110-252	Voltage: 14 Ampere: 90 B+: 1/4" UNC Pulley: w/o Fan: EF B: 51.00
	113961	MF 6000	6110, 6120, 6130	A13V1243, 2542300A, 2542300	Voltage: 14 Ampere: 120 B+: M6 Terminal: W Pulley: DP Grooves: 2 Fan: IF A: 29.00 B: 14.30 C: 83.00

















MASSEY FERGUSON					
	HC-CARGO	Model		Replacing	Information
	114049	MF 6000	6235, 6245, 6255	AAK5562, AAK5323, AAK5194, AAK5193, AAK5189, 11.203.388, 11.203.365, 11.203.033, 11.201.976	Voltage: 14 Ampere: 120 B+: M8 Terminal: W Pulley: w/o Fan: IF Not Insulated return B: 14.23 C: 82.50
	114671	MF 6000	MF 6485, MF 6490	AAK5599, AAK5577, AAK5560, 11.203.523, 11.203.423, 11.203.383	Voltage: 14 Ampere: 120 B+: M8 Terminal: W Pulley: w/o Fan: IF B: 56.00
 	111184	Various Models		5010556, 61920289, 61920287, 61920107, 54021987, 54021873, 54021764, 54021551, 54021351, 26024243, 24237A	Voltage: 14 Ampere: 43 Pulley: w/o Fan: IF B: 9.85 C: 87.00 <i>For pulley w/ 17.00 mm bore use bushing: HC-CARGO 134894.</i>
	114360	Various Models			Voltage: 14 Ampere: 70 B+: M6 Terminal: W Pulley: w/o Fan: w/o B: 11.50 C: 83.00
MERCEDES-BENZ					
	HC-CARGO	Model		Replacing	Information
 	111141	1000, 1100, 1300	1000, 1100, 1300	0120489757, 0120489726, 0120489725, 0120489315, 0120489032, 0120488282, 0120400700, AAK4549, AAK1301, AAK1130, 11.201.685, 11.201.102, 11.201.097, 2940793, 523159, 523158, 2325158	Voltage: 14 Ampere: 55 B+: M6 Terminal: W Pulley: w/o Fan: w/o B: 80.00
MITSUBISHI					
	HC-CARGO	Model		Replacing	Information
 	111832	Various Models	Various Models (Tractors)	MM438844, MM435752, MM435081, MM432804, A0T25373, A0T25371, A0T25271, A0T25171, A000T25373	Voltage: 14 Ampere: 40 B+: M5 Pulley: P Grooves: 1 Fan: IF A: 42.00 B: 16.75 C: 41.00
NEW HOLLAND					
	HC-CARGO	Model		Replacing	Information
 	113529	8000	8000 Series, 8260, 8360	AAK5592, AAK5355, AAK5354, 11.203.494, 11.203.088, 11.203.087, 63321753	Voltage: 14 Ampere: 120 B+: M6 Terminal: W Pulley: SP Grooves: 8 Fan: IF A: 32.00 B: 14.10 C: 83.30











NEW HOLLAND				
	HC-CARGO	Model	Replacing	Information
 	113898	CX800	840	8SC2023Z, 8SC2282VG, 110-565 Voltage: 14 Ampere: 185 B+: M8 Terminal: W Pulley: w/o Fan: EF B: 14.75 C: 101.70
 	114759	TC	TC Various Models	A7TA1777 Voltage: 14 Ampere: 55 B+: M6 Terminal: W Pulley: P Grooves: 1 Fan: IF A: 41.00 B: 13.00 C: 82.50
	114669	TL	TL Series	63321503, 63321502, 63321458, 63321424, 63320137, 63320124 Voltage: 14 Ampere: 65 B+: M6 Terminal: W Pulley: w/o Fan: w/o B: 17.00 C: 65.00
 	113621	Various Models		4170444, 1C1T10300BB, AAK5759, AAK5746, 11.203.822, 11.203.730, 63321817, 63321743 Voltage: 14 Ampere: 115 B+: M6 Pulley: SP Grooves: 6 Fan: IF A: 33.55 B: 14.10 C: 83.35
	114450*	Various Models		AAK4314, AAK1832, 11.204.484, 11.204.327, 11.203.714, 11.203.302 Voltage: 14 Ampere: 120 Pulley: SP Grooves: 8 Fan: EF
RENAULT AGRICULTURE				
	HC-CARGO	Model	Replacing	Information
	114513	Ares	610 (RX,RZ)	AAK5125, 11.201.738 Voltage: 14 Ampere: 95 B+: M8 Terminal: W Pulley: SP Grooves: 8 Fan: IF A: 83.00 B: 56.00
	114514	Ares	710, 725, 735	AAK5157, 11.201.830 Voltage: 14 Ampere: 95 B+: M8 Terminal: W Pulley: SP Grooves: 8 Fan: IF A: 77.10 B: 50.00
 	113432	Various Models		321-688, 19010156, 1117952, 1117948, 1117933, 1117924, 1117916, 10459051, 10459050 Voltage: 14 Ampere: 145 B+: M6 Terminal: W Pulley: w/o Fan: EF B: 14.30 C: 101.20 <i>Replacing: 21SI. Negative grounding. One wire system. B+ 1/4".</i>




SAME						
		HC-CARGO	Model		Replacing	Information
		112556	Titan	Titan 160, Titan 190	AAK5363, AAK5315, AAK5118, AAK5114, 11.203.098, 11.203.016, 11.201.675, 11.201.666	Voltage: 14 Ampere: 95 B+: M6 Terminal: W Pulley: w/o Fan: IF B: 56.00 Dust proof.
STEINER						
		HC-CARGO	Model		Replacing	Information
		113856	200	230	100211-4730	Voltage: 14 Ampere: 40 B+: M6 Pulley: w/o Fan: IF B: 24.20
						
VALTRA						
		HC-CARGO	Model		Replacing	Information
		111362	300 Series, 400 Series	355, 455	0120489345, 0120489290, R86AX10300AB, 87BB10300BA, 86AX10300DB, 86AX10300AB, 86AX10300AAA, 86AB10300EB, 86AB10300EA, AAK1329, AAK1325, 11.201.415, 11.201.400, 11.201.399, 54022803, 54022740, 54022695, 54022668, 54022598, 54022335, 54022241, 54022211, 54022182, 54022160, 443113516701, 443113516700, 9AR2630K, 2940080, 2926300	Voltage: 14 Ampere: 55 B+: Plug Terminal: W Pulley: P Grooves: 1 Fan: EF A: 34.50 B: 11.00 C: 81.00
		112742	2000 Series	2005, 2105	0120469749, 0120469522, 0120469507	Voltage: 14 Ampere: 90 B+: M8 Terminal: W Pulley: DP Grooves: 2 Fan: w/o A: 72.50 B: 51.00
		112556	8000 Series	8050	AAK5363, AAK5315, AAK5118, AAK5114, 11.203.098, 11.203.016, 11.201.675, 11.201.666	Voltage: 14 Ampere: 95 B+: M6 Terminal: W Pulley: w/o Fan: IF B: 56.00 Dust proof.
		113610	S, T	S230, S260, T120, T130, T140	AAK5364, AAK5181, 11.203.099, 11.201.925	Voltage: 14 Ampere: 120 B+: M8x1.25/14.00 Terminal: W Pulley: w/o Fan: IF B: 56.00

VARIOUS AGRICULTURE VEHICLES		HC-CARGO	Model	Replacing	Information
		110117		0120489731, 100211-4201, 100211-4200, AAK1854, 11.209.447, 9AR6012G, 9AR6012, 510-427, 2960120	Voltage: 28 Ampere: 35 B+: M6 Pulley: w/o Fan: EF B: 56.00
		110448		LR220-24, LR220-23, A1T70783, A001T70783	Voltage: 28 Ampere: 20 B+: M5 Pulley: P Grooves: 1 Fan: EF A: 44.50 B: 13.50 C: 81.30
		110497		9120690170, NAB900, 66921126, 66021155, 66021070	Voltage: 14 Ampere: 70 B+: 9.40 Terminal: W Pulley: P Grooves: 1 Fan: EF A: 42.50 B: 10.50 C: 84.00 <i>w/ mounting bearing bracket for left and right engine side.</i>
		110505		1105686, 1105645, 1105619, 1105584, 1105574, 1105573, 1105559, 1105558, 1105556, 1105522, 1105520	Voltage: 14 Ampere: 75 B+: M6 Terminal: W Pulley: w/o Fan: w/o B: 50.50 <i>Replacing: CS130. As HC-CARGO 110504 (90 A).</i>
		110591		321-697, 321-655, 19010024, 19010008, 19010002, 19010000, 1117648, 1117256, 1117249, 1117238	Voltage: 28 Ampere: 75 B+: 7/16" UNC Pulley: w/o Fan: EF B: 14.10 C: 101.50 <i>Replacing: 25SI. One wire system. B+ 7/16".</i>
		110620		100211-4701, 100211-4700, 100211-4531, 100211-4530, 100211-1662, 100211-1661, 100211-1660	Voltage: 14 Ampere: 35 B+: M6 Pulley: P Grooves: 1 Fan: IF A: 44.00 B: 23.50
		110969		ALP12N-1, NAB301, 60921031, 60921028, 60210160, 60210159, 60021065, 60021061, 60021041, 60021015, 60021012, 9AR2913, 9AR2878, 9AR2803F, 9AR2706G, 9AR2706, 9AR2704F, 9AR2684P, 9AR2655G, 9AR2653F, 9AR2653	Voltage: 14 Ampere: 65 B+: M6 Pulley: P Grooves: 1 Fan: EF A: 38.00 B: 11.00 C: 82.00









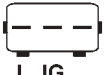



VARIOUS AGRICULTURE VEHICLES		HC-CARGO	Model	Replacing	Information
 	110971#			0120489708, 7530, AAK4503, AAK4192, 11.201.544, 11.201.390, NAB303	Voltage: 14 Ampere: 65 B+: Plug Terminal: W Pulley: P Grooves: 1 Fan: EF A: 85.00 B: 56.00
 	110972			0120489124, 0120489123, 0120489121, NAB304, 66021101, 60021056, 60021055, 60021054, 3472068, 3472067, 3472052, 3472050, 3471214, 068, 067, 052, 050	Voltage: 14 Ampere: 65 B+: Plug Pulley: P Grooves: 1 Fan: EF A: 87.90 B: 56.00
 	110975			0120489999, 0120489975, 0120489789, 0120489569, 0120489551, 0120489058, 0120400670, 0120300584, NAB307, 60021068, 60021067, 60021063, 60021026, 54021649, 9AR2529F, 9AR2529, 510-146, 510-123, 2541263, 9FB2LD2A05	Voltage: 14 Ampere: 65 B+: M6 Terminal: W Pulley: P Grooves: 1 Fan: EF A: 82.85 B: 56.25
 	111296			A5524/49, A5524/39, 858619, 857645, 857623, 857601	Voltage: 28 Ampere: 55 B+: M6 Terminal: W Pulley: w/o Fan: w/o Insulated return B: 76.00
 	111356			0120488189, R89FX10300GB, 89FF10300GB, 89FF10300GA, 89FF10300AC, 89FF10300AB, 89FF10300AA, 6181359, AAK4532, 11.201.587, 54022595, 54022581, 54022418, 54022410, 54022389, 54022342, 54022313, 54022291, 54022285, 54022234	Voltage: 14 Ampere: 55 B+: 9.40 Terminal: W Pulley: SP Grooves: 3 Fan: EF A: 43.00 B: 10.80 C: 81.00
 	111369			9123369044, 0123335007, 0123335006, 0123335002, 0123320044, AAK5501, AAK5305, 11.209.001, 11.203.004, A13VI220, A13VI198, A13VI176, A13VI170, A13VI169, A13VI135, A13VI100, 2541992B, 2541992, 2541960	Voltage: 14 Ampere: 90 B+: M8 Terminal: W Pulley: SP Grooves: 6 Fan: IF A: 92.00 B: 56.00
 	111620			0120489824, 0120489823, 0120489319, 0120489318, 0120489307, 0120489273, 0120489272, 0120488254, AAK4562, AAK4158, 11.201.701, 943321086, 943321084, 943321017, 63321153, 63321152, 63321096, 63321086, 63321084, 63321072	Voltage: 14 Ampere: 65 B+: M6 Pulley: SP Grooves: 5 Fan: EF A: 47.75 B: 16.30 C: 63.00

VARIOUS AGRICULTURE VEHICLES		HC-CARGO	Model	Replacing	Information
		111833		0120689587, 0120689574, 0120689571, 0120689535, 0120689530, 1277670, AAT1339, AAT1338, AAT1321, AAT1308, AAT1306, AAT1302, 11.203.241, 11.203.240, 11.203.139, 19025330	Voltage: 28 Ampere: 140 B+: M8 Terminal: W Pulley: w/o Fan: EF B: 15.70 C: 182.00 <i>B- M8. Shaft 30 mm.</i> <i>Heavy duty type:</i> <i>HC-CARGO 113589.</i> <i>180 A.</i>
		112038		0120468066, 54022663, 54022646, 54022591, 54022552, 54022510, 54022393, 54022268, 54022267, 54022256, 54022220, 63324242, 9515040	Voltage: 28 Ampere: 100 B+: M8 Terminal: W Pulley: w/o Fan: w/o B: 56.00
		112183		AAK2306, AAK2301, 11.203.106, 11.201.292, A13N255, A13N165, 2541659, 2541133	Voltage: 14 Ampere: 60 B+: M6 Terminal: W Pulley: w/o Fan: w/o
		112194		0123545004, 0123540004, 0123540003, 0123540002, 0123510023, 0123510002, 0123500001, 0120465015, AAN5127, 11.203.110	Voltage: 14 Ampere: 120 B+: M8 Terminal: W Pulley: SP Grooves: 6 Fan: IF A: 82.20 B: 56.00
		113457		390049, 219055	Voltage: 28 Ampere: 60 B+: M6 Terminal: W Pulley: DP Grooves: 2 Fan: EF A: 65.75 B: 15.00 C: 101.00
		113458		390050, 219051	Voltage: 28 Ampere: 60 B+: M6 Terminal: W Pulley: DP Grooves: 2 Fan: EF A: 45.25 B: 15.00 C: 101.00
		113738		AAK5565, AAK5376, 11.204.040, 11.203.396, 11.203.155	Voltage: 28 Ampere: 55 B+: M8 Terminal: W Pulley: w/o Fan: IF B: 56.00 <i>Dust proof.</i>
		113763		102211-8181, 102211-8180, 102211-8171, 102211-8170, 102211-8161, 102211-8160, 54022606, 54022524, 54022469, 54022466, 24480, 24479, 63377462, 63377461, 63377460, 63321466, 63320349	Voltage: 14 Ampere: 85 B+: M6 Terminal: W Pulley: w/o Fan: IF C: 82.00

VARIOUS AGRICULTURE VEHICLES		HC-CARGO	Model	Replacing	Information
		113895		6033GB3045	Voltage: 28 Ampere: 80 B+: M8 Terminal: W Pulley: w/o Fan: EF B: 56.00
<p>NEW PRODUCT www.hc-cargo.com</p>		114004		AAN5136, AAN5125, 11.203.119, 11.203.103	Voltage: 14 Ampere: 150 B+: M8 Terminal: W Pulley: SP Grooves: 7 Fan: IF A: 81.67 B: 56.00 <i>Iskra type</i>
		114256		102211-5700, 102211- 1440, 101211-4280, 101211-0690	Voltage: 14 Ampere: 70 B+: M6 Pulley: P Grooves: 1 Fan: IF A: 92.60 B: 58.30
		114355		9120060033	Voltage: 28 Ampere: 55 B+: M8 Terminal: W Pulley: DP Grooves: 2 Fan: EF A: 50.00 B: 20.00
		114464		AAK5568, AAK5334, 11.203.399, 11.203.061	Voltage: 28 Ampere: 55 Terminal: W Pulley: w/o Fan: IF B: 55.00
		114466		124120001	Voltage: 14 Ampere: 55 B+: M6 Pulley: DP Grooves: 2 Fan: IF A: 42.50 B: 18.00 C: 67.50
<p>NEW PRODUCT www.hc-cargo.com</p>		114471*		AAN5513, 11.204.160	Voltage: 28 Ampere: 80 Pulley: w/o Fan: IF Insulated return <i>Dust proof.</i>
		114679		101211-1242, 101211- 1240, 100211-4710	Voltage: 14 Ampere: 35 B+: M6 Pulley: P Grooves: 1 Fan: IF A: 40.00 B: 24.00



VARIOUS AGRICULTURE VEHICLES				
	HC-CARGO	Model	Replacing	Information
NEW PRODUCT www.hc-cargo.com	114751*		101211-3781, 101211-3780	Voltage: 14 Ampere: 45 Pulley: P Grooves: 1 Fan: IF
	114767		AAN8170, AAN8167, AAN8156, AAN5806, AAN5597, AAN5595, AAN5546, AAN5124, 11.204.337, 11.204.258	Voltage: 28 Ampere: 100 B+: M8 Terminal: W Pulley: w/o Fan: IF B: 55.00
 	114770		102211-9050, 32A68-04722	Voltage: 14 Ampere: 80 B+: M6 Pulley: w/o Fan: IF B: 58.50
NEW PRODUCT www.hc-cargo.com	114784*		AAG5119, 11.203.767	Voltage: 14 Ampere: 75 Pulley: P Grooves: 1 Fan: EF
NEW PRODUCT www.hc-cargo.com	114785*		AAN5848, 11.204.443!	Voltage: 14 Ampere: 175 Pulley: w/o Fan: IF
NEW PRODUCT www.hc-cargo.com	114787*		AAK1890, 11.203.911	Voltage: 14 Ampere: 100 Pulley: SP Grooves: 4 Fan: EF
NEW PRODUCT www.hc-cargo.com	114813		101211-8140	Voltage: 28 Ampere: 65 B+: 5/16" UNC Pulley: w/o Fan: EF B: 13.00 C: 102.00
NEW PRODUCT www.hc-cargo.com	114825*		124615041	Voltage: 14 Ampere: 150 Fan: IF

VARIOUS AGRICULTURE VEHICLES





	HC-CARGO	Model	Replacing	Information
 <p>NEW PRODUCT www.hc-cargo.com</p>	114834*		124615030	Voltage: 14 Ampere: 150 Pulley: w/o Fan: IF
 <p>13</p>  <p>NEW PRODUCT www.hc-cargo.com</p>	114860*		228000-8161, 228000-8160	Voltage: 12 kW: 1.1 Mount. holes: 2 (0)
	114868		AAK4363, AAK4334, AAK4330, AAK1888, 11.203.905, 11.203.462, 11.203.368, 11.203.350	Voltage: 14 Ampere: 75 B+: M8x1.25 Terminal: W Pulley: SP Grooves: 8 Fan: EF Insulated return A: 78.20 B: 51.00
 <p>L IG P</p>  <p>NEW PRODUCT www.hc-cargo.com</p>	114902*		102211-9010, 102211-1830, 32868-03201	Voltage: 14 Ampere: 90 B+: M8 Pulley: DP Grooves: 2 Fan: IF Not Insulated return A: 95.50 B: 58.00
 <p>IG L</p> 	115319		825577, 101211-8680	Voltage: 14 Ampere: 45 B+: M6 Pulley: w/o Fan: IF B: 21.00
 <p>L IG</p> 	115321		101211-8620	Voltage: 14 Ampere: 60 B+: M6 Pulley: w/o Fan: IF B: 24.00
	115381		AAN8152, AAN5167, 11.204.240, 11.203.250	Voltage: 28 Ampere: 80 B+: M8 Terminal: W Pulley: w/o Fan: IF Insulated return B: 56.00
	115386		BLD3314GH, BLD3314C, BLD3314	Voltage: 28 Ampere: 140 B+: 5/16" UNF Pulley: w/o Fan: EF B: 14.00 C: 102.00

VARIOUS AGRICULTURE VEHICLES					
	HC-CARGO	Model		Replacing	Information
	115436*			AAG5135, AAG5104, AAG5103, 11.204.098, 11.203.476, 11.203.452	Voltage: 14 Ampere: 50 Pulley: w/o Fan: IF
	115463*			GP9165, 129150-77202	Voltage: 14 Ampere: 20 Pulley: P Grooves: 1
	115608*			AAK5581, 11.203.434	Voltage: 14 Ampere: 120 Pulley: SP Grooves: 8 Fan: IF
VOLVO BM					
	HC-CARGO	Model		Replacing	Information
	112742	2600	2650	0120469749, 0120469522, 0120469507	Voltage: 14 Ampere: 90 B+: M8 Terminal: W Pulley: DP Grooves: 2 Fan: w/o A: 72.50 B: 51.00
	111528	L	L 160	0120469523, AAK3332, AAK1369, 11.201.937, 11.201.710, 2180620, 2105473B	Voltage: 28 Ampere: 55 B+: M8 Terminal: W Pulley: w/o Fan: EF B: 51.50
	113477	L	L 70, L 90, L 120, L 160	AAK3334, AAK1383, 11.201.939, 11.201.746, 2940060, A14N81M, A14N47M, A14N137M, A14N119M, A14N112M, A14N100M, A14N100, 2541168, 2181991C, 2181991	Voltage: 28 Ampere: 55 B+: M6 Terminal: W Pulley: w/o Fan: EF Insulated return B: 50.80
	112310	T	T800, T810, T814	0120489533, AAK1193, AAK1151, 11.201.230, 11.201.146, 9AR2715F	Voltage: 14 Ampere: 55 B+: M6 Pulley: P Grooves: 1 Fan: EF A: 74.00 B: 50.70

VOLVO BM

	HC-CARGO	Model		Replacing	Information
	114465	Various Tractors		AAK3339, 11.201.945	Voltage: 14 Ampere: 70 B+: M8 Pulley: P Grooves: 1 Fan: EF A: 76.00 B: 51.00 <i>Dust proof.</i>
	114465	Various Tractors		AAK3339, 11.201.945	Voltage: 14 Ampere: 70 B+: M8 Pulley: P Grooves: 1 Fan: EF A: 76.00 B: 51.00 <i>Dust proof.</i>


ZETOR

	HC-CARGO	Model		Replacing	Information
 	110621	3000 Series, 10000 Series	3320, 10540	9516653, 9516650, 443113516653, 443113516650, 334113516653	Voltage: 14 Ampere: 55 B+: M6 Pulley: w/o Fan: w/o B: 27.00 C: 65.85
 	112035	3000 Series, 10000 Series	3321, 3341, 10540	9516673, 443113516673, 443113516670	Voltage: 14 Ampere: 70 B+: M6 Terminal: W Pulley: w/o Fan: EF B: 27.10 C: 66.00





Generators

Edition 2015/2016





ALLIS CHALMERS

	HC-CARGO	Model		Replacing	Information
	110483	Various Models		DNL12E-42, NDB101, 26021104, 22791, 22788, 22780, 22733J, 22733E, 22733, 22719J, 22719H, 22719, 22708, 22703M	Voltage: 12 Ampere: 11 Length: 226.00
	110484	Various Models		22792, 22783, 22769, 22764, 22762E, 22762, 22761, 22758, 22756, 534054D	Voltage: 12 Ampere: 22 Pulley: w/o Length: 238.00

CASE

	HC-CARGO	Model		Replacing	Information
	110483	1000 Series	1210, 1212	DNL12E-42, NDB101, 26021104, 22791, 22788, 22780, 22733J, 22733E, 22733, 22719J, 22719H, 22719, 22708, 22703M	Voltage: 12 Ampere: 11 Length: 226.00
	110482	1000 Series, 300 Series, 3000 Series	354, 1210, 3434	DNL12-22, 69EB10002CA, 69EB10002C1, 1516986, NDB100, 26021103, 22789, 22785, 22775, 22767, 22765B, 22765, 22754, 22748, 22747, 22742, 22725	Voltage: 12 Ampere: 22 Pulley: w/o Length: 230.00
	110484	1000 Series, 3000 Series	1200, 3800	22792, 22783, 22769, 22764, 22762E, 22762, 22761, 22758, 22756, 534054D	Voltage: 12 Ampere: 22 Pulley: w/o Length: 238.00
	113143	Various Models		1101432	Voltage: 12 Ampere: 25 Pulley: w/o Length: 265.00 Nut: HC-CARGO 132346.

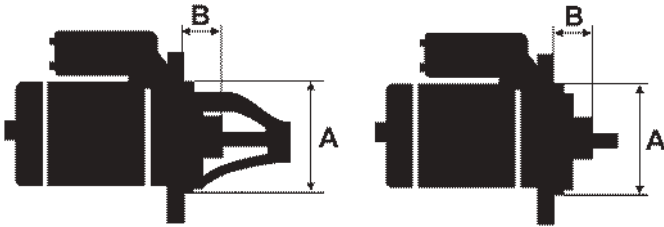
CUB CADET

	HC-CARGO	Model		Replacing	Information
	113142	Various Models		1101998, 1101986, 1101951	Voltage: 12 Ampere: 15 Pulley: w/o Length: 262.00 Regulator: HC-CARGO 233623, 233624. Solenoid: HC-CARGO 132939. Nut: HC-CARGO 132346.
	113143	Various Models		1101432	Voltage: 12 Ampere: 25 Pulley: w/o Length: 265.00 Nut: HC-CARGO 132346.



Starters







A: Mounting flange, B: Drive distance















Edition 2015/2016
















AGCO ALLIS					
	HC-CARGO	Model		Replacing	Information
 	110615	8000	8745, 8765, 8775	9004475035, AZJ3369, AZJ3151, 11.131.070, 11.130.526, NSB524, NSB522, 27628, 27625, 27621, 27609, 27607, 27603, 27596, 27592, 27588, 27585, 27570B, 943226366, 63296357, 63227596, 63227588, 63227585, 63227520, 63227518, 63227486, 63227478, 54293284, 9142728, 9142723, 443115142723	Voltage: 12 kW: 2.8 B+: M8 Total length: 312.25 Drive type: Steel Gear type: DD Mount. holes: 3 (0) A: 89.00 B: 28.60
AGCO WHITE					
	HC-CARGO	Model		Replacing	Information
 	113452	6000 Series	6124, 6125, 6144	0-23000-2260, 10479617, 10461466	Voltage: 12 kW: 2.5 B+: M10 15a: M5 Total length: 338.50 Drive type: Steel Gear type: GR Clutch type: Wet Mount. holes: 3 (0) Oil sealed A: 88.80 B: 45.00 <i>Replacing: 28MT.</i>
AGRIFULL					
	HC-CARGO	Model		Replacing	Information
 	110529	Various Models		0001367082, 0001367028, 0001367023, 0001359102, 0001359021, 2998200, R11W, R11.07, AZJ3582, AZJ3535, AZJ3517, AZJ3116, AZJ3110, 11.130.410, 11.130.403, 11.130.322, 11.130.199, MT68MB, MT68MA, MT68AD, MT68AC, MT68AB, MT68AA, MT68A, MT62BA, M125M3-Z9(3/12), M125-3/12, 63224600, 9144744, 19024272, 19024230, DM2138	Voltage: 12 kW: 3.0 B+: M10 Total length: 340.50 Drive type: Steel Gear type: DD Mount. holes: 3 (0) A: 110.00 B: 30.00
 	110813	Various Models		0001362105, 0001362039, 0001362032, 0001223504, 0001223503, AZJ3538, AZJ3458, AZE6531, 11.139.452, 11.131.603, 11.130.203, S0850, LRS01976, 61924066, 61924015, 26390E, 26390B, 26390A, 26390, 26290, MT71AC, MT71AB, MT71AA, MT71A, 63522235, 63217126, 63217125, 63217101, 30380319, 9144745	Voltage: 12 kW: 2.7 B+: M10 Total length: 294.00 Drive type: Steel Gear type: DD Mount. holes: 3 (0) A: 110.00 B: 27.00
ALLIS CHALMERS					
	HC-CARGO	Model		Replacing	Information
 	110640	300	310, 340, 360	0001367014, 0001359091, AZJ3534, AZJ3516, AZJ3115, 11.130.409, 11.130.198, 11.130.127, 27440B, 27440A, 27440, 26394, DM2134, DM2130, DM2120, 2130	Voltage: 12 kW: 3.0 B+: M10 Total length: 310.00 Drive type: Steel Gear type: DD Mount. holes: 3 (0) A: 110.00 B: 26.00















ALLIS CHALMERS					
	HC-CARGO	Model		Replacing	Information
 9	110491	Various Models		1998274, 1109098, 1108505, 1107209	Voltage: 12 kW: 1.4 B+: M10 Total length: 305.00 Drive type: Steel Gear type: DD Clutch type: Dry Mount. holes: 3 (0) Oil sealed A: 88.00 B: 45.00 <i>Replacing: 10MT.</i>
 12	110604	Various Models		0-23000-1890, 0-23000-1880, 1998409, 1998394, 1998378, 1998338, 1998334, 1113280, 1113279, 1109272, 1107587, 1107567, 10465048	Voltage: 12 kW: 2.8 B+: M10 Total length: 340.00 Drive type: Steel Gear type: GR Clutch type: Dry Mount. holes: 3 (0) Oil sealed A: 88.75 B: 46.45 <i>Replacing: 22MT, 27MT, 28MT.</i>
 9	110813	Various Models		0001362105, 0001362039, 0001362032, 0001223504, 0001223503, AZJ3538, AZJ3458, AZE6531, 11.139.452, 11.131.603, 11.130.203, S0850, LRS01976, 61924066, 61924015, 26390E, 26390B, 26390A, 26390, 26290, MT71AC, MT71AB, MT71AA, MT71A, 63522235, 63217126, 63217125, 63217101, 30380319, 9144745	Voltage: 12 kW: 2.7 B+: M10 Total length: 294.00 Drive type: Steel Gear type: DD Mount. holes: 3 (0) A: 110.00 B: 27.00
 10	112268	Various Models		0-23000-2140, 0-23000-2010, 0-23000-1850, 1998484, 1998468, 1998373, 1998357, 1998350, 1998340, 1113597, 1113290, 1113274, 1107540, 10479607	Voltage: 12 kW: 2.8 B+: M10 Total length: 340.00 Drive type: Steel Gear type: GR Clutch type: Dry Mount. holes: 3 (0) Oil sealed A: 89.00 B: 46.00 <i>Replacing: 28MT.</i>
BCS					
	HC-CARGO	Model		Replacing	Information
 9	112171	200, 300, 600, 700	270, 303, 603, 701, 735	0001107024, AZE2617, 11.131.002	Voltage: 12 kW: 1.1 B+: M8 Total length: 220.00 Drive type: Steel Gear type: GR Clutch type: Dry Mount. holes: 2 (0) A: 76.00 B: 28.00
 9,10	112034	300, 600, 700	303, 622, 745	0001214002, 0001115042, 0001110033, 0001109029, AZE2636, 11.131.157, 63221435, 63221405	Voltage: 12 kW: 1.7 B+: M8 Total length: 233.30 Drive type: Steel Gear type: GR Mount. holes: 2 (0) A: 76.00 B: 27.00

BELARUS				
	HC-CARGO	Model	Replacing	Information
	 113431#	400 Series 400, 420, 425	24173708000, AZJ3229, 11.130.685	Voltage: 12 kW: 3.0 B+: M10 Total length: 338.00 Drive type: Steel Gear type: DD Mount. holes: 3 (0) A: 101.00 B: 30.00
	 111350#	500 500, 505, 520, 525	24.3708, AZJ3124, AZAJ3124, 11.130.436, 2407-3708000, 2406- 3708000, 9142980, ST230P-3700800	Voltage: 12 kW: 3.2 B+: M10 Total length: 337.45 Drive type: Steel Gear type: DD Clutch type: Dry Mount. holes: 3 (0) A: 99.70 B: 32.50
	 112488	MTZ Series MTZ 100, MTZ 142, MTZ 145	9142780, 443115142780	Voltage: 12 kW: 2.7 B+: M10 Total length: 238.50 Drive type: Steel Gear type: GR Clutch type: Wet Mount. holes: 3 (0) A: 100.00 B: 32.00
	 113356	MTZ Series MTZ 1221, MTZ 1522, MTZ 890, MTZ 1221, MTZ 1522, MTZ 890	AZJ3223, 11.130.676, 9172780, 9172702	Voltage: 24 kW: 3.5 B+: M10 Total length: 235.00 Drive type: Steel Gear type: GR Mount. holes: 3 (0) A: 99.90 B: 32.00
BENFORD				
	HC-CARGO	Model	Replacing	Information
	 113269	Various Models	0001359094, 9144702, 9142709, 9142702, 446115144702, 444115144702, 443115144702, 443115142709, 443115142702, D11E146, D11E118	Voltage: 12 kW: 3.0 B+: M10 Total length: 234.50 Drive type: Steel Gear type: GR Mount. holes: 3 (0) A: 88.80 B: 31.50
BUHRER				
	HC-CARGO	Model	Replacing	Information
	 110439	Various Models	9000143400, 0001362008, 6232, 6127, S12-87, S12- 85, AZK5111, AZJ3544, AZJ3531, AZJ3248, AZJ3114, AZJ0404, 11.130.711, 11.130.408, 11.130.194, NSB509, 27488, 27480, 27474B, 27474A, 27474, 27470B, 27470A, 27470, 27469A, 27469, 27459A, 27459, D11E84, D11E155, D11E141	Voltage: 12 kW: 2.0 B+: M8 Total length: 309.50 Drive type: Steel Gear type: DD Mount. holes: 3 (0) A: 92.00 B: 25.00














BUHRER					
	HC-CARGO	Model		Replacing	Information
 	110462	Various Models		9007044014, 0001362067, 538501, D9NN11000AA, D8NN11000CE, D8NN11000CB, D8NN11000CA, D7NN11000B, D4NN11000B, D2NN11000B, D1NN11000A, S13-61A, S13-61, AZJ3198, AZJ3182, 11.130.624, 11.130.579, NSB520, 27614, 27569A, 27569, 27515A, 27500J, 27500A, 27500, 27426, 26925155B, 26925155A, 26925, 63227569, 9144965, 9142765	Voltage: 12 kW: 2.8 B+: M8 Total length: 319.45 Drive type: Steel Gear type: DD Mount. holes: 3 (0) A: 92.00 B: 20.00
CASE					
	HC-CARGO	Model		Replacing	Information
 	111752	100 Series, 1000 Series	100 (B), 125 (B), 1046	0001369016, 0001367001, 0001362300, 0001362063, 0001359074, 0001359014, 0001354080, 0001354073, AZJ3314, AZJ3242, 11.130.889, 11.130.704, 9142805, 19024257	Voltage: 12 kW: 2.7 B+: M10 Total length: 342.00 Drive type: Steel Gear type: DD Mount. holes: 3 (0) A: 89.00 B: 47.00
 	110818	1000 Series	1200, 1210, 1212	0001362084, 0001362060, AZJ3347, AZJ3204, 11.130.972, 11.130.630, S4523, NSB513, NSB415, 27463D, 27463A, 27463, 27423A, 27423, 27413D, 27413A, 27413, 26917, 26278, 63227528, 63227413, 63226845, 9142764, D11E59, D11E35	Voltage: 12 kW: 2.1 B+: M8 15a: 6.30 Total length: 309.00 Drive type: Steel Gear type: DD Mount. holes: 3 (0) A: 92.00 B: 24.60
 	113429	1000 Series	1620, 1640, 1644	228000-6391, 228000-5621, 228000-5620, 228000-5603, 228000-5601, 228000-5600, 128000-9801, AZF4611, AZF4577, 11.131.300, 11.131.117, 10465537, 10461645	Voltage: 12 kW: 4.2 B+: M10 Total length: 326.00 Drive type: Steel Gear type: GR Mount. holes: 3 (0) A: 91.90 B: 47.50
 	110438	200 Series, 400 Series	250, 275, 276, 414	27420B, 27420A, 27420, 26925188D, 26925188A, 26288F, 26288E, 26288A, 26288, 26193	Voltage: 12 kW: 2.1 B+: M8 Total length: 309.00 Drive type: Steel Gear type: DD Mount. holes: 3 (0) A: 89.00 B: 19.50
 	110536	3000 Series	Various Models	26025155A, 0001367004, 0001362313, 0001362311, 0001362305, 0001362091, 0001362034, 0001362016, R11K, R11.12, AZJ3508, AZJ3170, AZJ3169, AZJ3128, AZJ0402, 11.130.552, 11.130.551, 11.130.484, 11.130.117, 61924050, MT74G, MT68T, 943252071010, 9142803, 9142802, 19024824, 19024252, 19024235, 19024224	Voltage: 12 kW: 2.7 B+: M10 Total length: 234.00 Drive type: Steel Gear type: GR Mount. holes: 3 (0) A: 89.00 B: 28.00


CASE		HC-CARGO	Model	Replacing	Information
		112660	400 Series 454, 474, 485	0001367042, 0001362310, 0001359069, 0001359045, AZJ3364, AZE4217, 11.132.010, 11.131.038, 529965EX, 27604, 27586, 27575, 27556, 27508D, 27508B, 27508A, 27508, 26925262B, 264333, 26428A, 63227508, 1107867, 1107862	Voltage: 12 kW: 2.8 B+: M10 Total length: 333.00 Drive type: Steel Gear type: DD Mount. holes: 3 (0) A: 88.80 B: 48.00
		113269	400 Series 421	0001359094, 9144702, 9142709, 9142702, 446115144702, 444115144702, 443115144702, 443115142709, 443115142702, D11E146, D11E118	Voltage: 12 kW: 3.0 B+: M10 Total length: 234.50 Drive type: Steel Gear type: GR Mount. holes: 3 (0) A: 88.80 B: 31.50
		114002	400 Series 420CT	0001262022, 0001230021, AZF4591, 11.131.352	Voltage: 12 kW: 4.2 B+: M10 Total length: 316.00 Drive type: Steel Gear type: GR Mount. holes: 3 (0) A: 89.00 B: 27.00
		110627	400 Series, 500 Series 450 (C), 480 (CK), 580	228000-8410, 028000-5884, 028000-5883, 028000-5882, 028000-5881, 028000-5880	Voltage: 12 kW: 2.5 B+: M8 Total length: 291.00 Drive type: Steel Gear type: GR Mount. holes: 3 (0) A: 89.00 B: 47.60
		112135	400 Series, 500 Series, 800 Series 433, 533, 833, 833 (A)	0001369018, 0001362301, 0001362064, 0001359075, 0001359019, 0001354074, AZJ3317, AZJ3243, 11.130.895, 11.130.705	Voltage: 12 kW: 3.1 B+: M10 Total length: 315.50 Drive type: Steel Gear type: DD Clutch type: Dry Mount. holes: 3 (0) A: 88.80 B: 22.00
		113725	500 Series, 1000 Series 580, 1840, 1845 (C)	428000-1860, 428000-1850, 228000-9100, 228000-6981, 228000-6980, 228000-4671, 228000-4670, 11.131.275, 10465540	Voltage: 12 kW: 2.5 B+: M10 Total length: 300.00 Drive type: Steel Gear type: DD Mount. holes: 2 (0) A: 88.60 B: 49.00
		111885	5000 Series 5130 (Maxxum), 5140 (Maxxum), 5150 (Maxxum)	0001369025, 0001369019, 0001369007, 0001367072, 0001367019, AZJ3236, AZJ3216, 11.130.695, 11.130.664	Voltage: 12 kW: 3.1 B+: M10 Total length: 332.50 Drive type: Steel Gear type: DD Mount. holes: 3 (0) A: 89.00 B: 48.00 <i>Oil and waterproof.</i>

CASE		HC-CARGO	Model	Replacing	Information
		114449	5000 Series 5130, 5140	228000-6872, 228000-6871, 228000-6870	Voltage: 12 kW: 4.0 B+: M10 Total length: 318.00 Drive type: Steel Gear type: GR Mount. holes: 3 (0) A: 89.00 B: 47.50
		112169	800 Series, Various Models 880	1993954, 1993903, 10479108	Voltage: 24 kW: 4.5 B+: 3/8" UNF Total length: 401.00 Drive type: Steel Gear type: DD Mount. holes: 3 (0) Oil sealed A: 89.00 B: 46.00 <i>Replacing: 37MT.</i>
		112089	9000 Series 9150, 9180, 9250	228000-1211, 228000-1210, 128000-1340, SA768A, E8HZ11002HA, E8HZ11002A, E8HT11001AA, E6HZ11002D, E6HZ11002C, E6HT11001CA, C6TZ11002E, 323-871, 1993977, 1993856, 1993816, 1993813, 1993807, 1993803, 1990495, 1990490, 1990483, 1990478	Voltage: 12 B+: M12 B-: M12 15a: M5 Total length: 500.00 Drive type: Steel Gear type: DD Clutch type: Wet Mount. holes: 3 (0) Insulated return Oil sealed A: 92.00 B: 46.00 <i>Replacing: 42MT.</i>
		114050	Puma Various Models	0001230022, AZF4535, AZF4135, AZF4122, 11.131.520, 11.131.464, 11.130.999	Voltage: 12 kW: 4.2 B+: M10 30h: M10 Total length: 317.00 Gear type: GR Mount. holes: 3 (0) A: 89.00 B: 27.50
		110523	Various Models	0001368088, 0001368007, 0001368001, 0001360035, 0001360030, 0001360014, 0001360012, 0001360003, LNS4524/17, 859539, R10.08, 6090000, AZJ3518, AZJ3132, 11.130.491, 11.130.172, 11.130.141, 11.130.075, 61924051, 26025117A, 9174602, 9124310, 443115174602, 19024813, 19024234, 19024226	Voltage: 24 kW: 4.8 B+: M10 Drive type: Steel Gear type: DD Mount. holes: 3 (0) A: 89.00 B: 27.50
		110999	Various Models	0001420013, 0001420009, 0001420005, 0001420004, 0001420003, 0001420001, 228000-0070, 128000-7520, 128000-7510, M7T03777, M7T03774, M007T03777, M007T03774, MFY6601K, MFY6601I, MFY6401L, MFY6401K, MFY6201K, MFY6201I, 1993945, 1993833, 1993815, 1993814, 1993808, 1993804, 1993797, 1993796, 1993704, 1990809, 1990497, 9G4338	Voltage: 24 B+: M12 B-: M12 Total length: 499.50 Drive type: Steel Gear type: DD Mount. holes: 3 (0) Insulated return Oil sealed A: 92.00 B: 46.50 <i>Replacing: 42MT.</i>













CASE		HC-CARGO	Model	Replacing	Information
		111259	Various Models	1998305, 1109568, 1109430, 1108511	Voltage: 12 kW: 1.3 B+: M10 15a: M5 Total length: 305.00 Drive type: Steel Gear type: DD Clutch type: Dry Mount. holes: 3 (0) A: 88.70 B: 19.00 <i>Replacing: 10MT.</i>
		111260	Various Models	1998313, 1109446, 1107681, 1107655	Voltage: 12 kW: 1.4 B+: M10 15a: M4 Total length: 277.50 Drive type: Steel Gear type: DD Mount. holes: 2 (0) A: 82.35 B: 17.75 <i>Replacing: 10MT.</i>
		111760	Various Models	0-23000-2470, 0-23000- 2270, 0-23000-2040, 0-23000-2031, 0-23000-2030, 1998488, 1113594, 1113294, 1113291, 1113277, 10479656, 10479623, 10479622, 10479616, 10461486	Voltage: 24 kW: 4.5 B+: M10 Total length: 339.00 Drive type: Steel Gear type: GR Clutch type: Wet Mount. holes: 3 (0) Oil sealed A: 89.00 B: 45.00 <i>Replacing: 7MT, 28MT.</i>
		112243	Various Models	1993910, 1993909, 1993902, 1993901, 1993732, 1993729, 1993707, 1990332, 1990330, 1113541, 1113536	Voltage: 24 B+: 1/2" UNC 15a: 1/4" UNC Total length: 401.50 Drive type: Steel Gear type: DD Clutch type: Dry Mount. holes: 3 (0) Oil sealed A: 92.00 B: 48.00 <i>Replacing: 37MT.</i>
		112256#	Various Models	1993986, 1993741, 1993701, 1990499	Voltage: 24 kW: 7.0 B+: 1/2" UNC 15a: M5 30h: 1/4" UNC Total length: 402.00 Drive type: Steel Gear type: DD Clutch type: Wet Mount. holes: 3 (0) Oil sealed A: 89.00 B: 47.45 <i>Replacing: 37MT.</i>
		114196	Various Models	0001263020, 0001263019, 0001231027, 0001231026, AZF4295, 11.132.094	Voltage: 24 kW: 4.0 B+: M10 Total length: 317.00 Gear type: GR Mount. holes: 3 (0) A: 89.00 B: 27.60
		114399	Various Models	428000-3140	Voltage: 12 kW: 2.7 B+: M10 Total length: 296.00 Drive type: Steel Gear type: GR Mount. holes: 2 (0) A: 89.00 B: 26.50

CASE					
	HC-CARGO	Model		Replacing	Information
 9 	113184	Various Models		1368069	Voltage: 24 kW: 4.0 B+: M10 Total length: 340.00 Drive type: Steel Gear type: DD Mount. holes: 3 (0) A: 88.70 B: 48.00
CATERPILLAR					
	HC-CARGO	Model		Replacing	Information
 10 	110449	B Series	Various Models	870644, Z1320F515, S115A12-1, CA45H12-2, CA45G12-51A, CA45G12-51, CA45G12-2M, CA45G12-2, CA45F12-Y81, AZK5133, 11.139.038, 11.130.320	Voltage: 12 kW: 3.6 B+: M8 Total length: 370.00 Drive type: Steel Gear type: DD Mount. holes: 3 (0) A: 88.90 B: 48.75
 12 	113695	Farm	75, 85	0001371001, 1993918, 1993831, 10478960, 10478811, 10461405, 10461402	Voltage: 24 kW: 6.0 B+: M12 Total length: 433.50 Drive type: Steel Gear type: DD Mount. holes: 3 (0) Oil sealed A: 89.00 B: 47.00 <i>Replacing: 37MT.</i>
 11 	114280	Various Models		ME108364, ME108080, M8T80472A, M8T80472, M8T80471A, M8T80471, M008T80472A, M008T80472, M008T80471A	Voltage: 24 kW: 3.2 B+: M8 Total length: 241.00 Gear type: GR Mount. holes: 2 (0) A: 77.00 B: 10.40
CHANG FENG (LIEBAO)					
	HC-CARGO	Model		Replacing	Information
 11 	110545	3300 Series	3320	0001367067, 0001367032, 0001359124, 0001359047, R11N, R11F, R11A, R11.10, R11.06, R11.01, AZJ3599, AZJ3525, AZJ3319, AZJ3234, AZJ3119, 11.130.897, 11.130.692, 11.130.414, 11.130.376, NSB523, LRS926, 27587, 27512D, 27512A, 27512, 26432, 26342K, 26342D, 26342A, 26342, 26284E, 26284, 63227512, 91455722, 9144722, 9142741, 443115144729, 443115144620, 443115144420, 44311514442	Voltage: 12 kW: 3.0 B+: M10 Total length: 335.00 Drive type: Steel Gear type: DD Mount. holes: 3 (0) A: 89.00 B: 48.00
 11 	114254	3300 Series	3320	AZJ3405, AZJ3247, 11.131.249, 11.130.710, 9142722, 443115144722	Voltage: 12 kW: 2.7 B+: 9.70 Total length: 237.00 Gear type: GR Mount. holes: 3 (0) A: 89.00 B: 49.40













CLAAS		HC-CARGO	Model	Replacing	Information	
		113268	Dominator	106	0001314016, 0001307035, 0001109012	Voltage: 12 kW: 1.6 B+: M8 Total length: 255.50 Drive type: Steel Gear type: GR Mount. holes: 2 (0) A: 82.40 B: 22.00
		110539	Dominator, Jaguar	106, 680, 685 SL	0001418014, 0001413017, 19024008	Voltage: 12 kW: 3.6 B+: M10 B-: M10 Total length: 384.50 Drive type: Steel Gear type: DD Mount. holes: 3 (0) A: 92.00 B: 47.00
		110525	Dominator, Various Models	85	9007044002, 9000083054, 9000083028, 0001367303, 0001367301, 0001367300, 0001367059, 0001367034, 860130, 860109, 2998000, AZJ3548, AZJ3118, 11.130.412, 11.130.229, 26417, 9142746, 443115144726, 35259380, 19024223, 19024205	Voltage: 12 kW: 3.0 B+: M10 Total length: 341.00 Drive type: Steel Gear type: DD Mount. holes: 3 (0) A: 89.00 B: 48.00
		110206	Jaguar	690	0001416079, 0001416078, 0001416023, 0001416002, 0001415027, 0001415001, 0001410088, 0001410002, 860508, 857470, S115HD24-1, 2998011, 1403000, R23.08, 6080000, AZK5545, AZK5401, 11.139.506, 11.130.041, 9125330, 9125260, 9125220, 19024109, 19024025, 19024010	Voltage: 24 kW: 5.4 B+: M12 B-: M10 Total length: 390.00 Drive type: Steel Gear type: DD Mount. holes: 3 (0) A: 92.00 B: 47.50
		110536	Various Models		26025155A, 0001367004, 0001362313, 0001362311, 0001362305, 0001362091, 0001362034, 0001362016, R11K, R11.12, AZJ3508, AZJ3170, AZJ3169, AZJ3128, AZJ0402, 11.130.552, 11.130.551, 11.130.484, 11.130.117, 61924050, MT74G, MT68T, 943252071010, 9142803, 9142802, 19024824, 19024252, 19024235, 19024224	Voltage: 12 kW: 2.7 B+: M10 Total length: 234.00 Drive type: Steel Gear type: GR Mount. holes: 3 (0) A: 89.00 B: 28.00
		110775	Various Models		0001362038, 0001362028, 0001362027, 0001362004, 0001362003	Voltage: 12 kW: 1.8 B+: M10 Total length: 288.00 Drive type: Steel Gear type: DD Clutch type: Wet Mount. holes: 2 (0) A: 83.00 B: 20.00
		115326	Various Models		428000-3630	Voltage: 12 kW: 5.0 B+: 1/2" UNC B-: 1/2" UNC Gear type: GR Mount. holes: 3 (0) Insulated return A: 92.00 B: 45.50













CUB CADET		HC-CARGO	Model	Replacing	Information
		112150	1000 Series Garden 1340, Lawn 1315	SM56670, SM52784, SM52397, 6734620MO30SM, 5667040MO30SM, 5667040-MO30SM, 5278440MO30SM	Voltage: 12 B+: 1/4" UNC Total length: 202.00 Drive type: Steel Gear type: DD Mount. holes: 2 (0) B: 17.00
		112546	1000 Series Garden 1863, Garden 1864	228000-2640, 128000-7480, 10455516, 10455513, 5174740	Voltage: 12 kW: 0.6 B+: M8 Total length: 205.60 Drive type: Steel Gear type: DD Clutch type: Wet Mount. holes: 2 (0) A: 63.00 B: 16.90
		113853	1000 Series, 1600 Series Compact 1170, Compact 1600	693551	Voltage: 12 B+: 1/4" UNC Total length: 170.00 Drive type: Bronze Gear type: PMDD Mount. holes: 3 (0) B: 13.00
		112831	2000 Series Garden 2072, Garden 2082	SM56664, SM52132, SM21349, 56666420MO30SM, 5666440MO30SM, 5666440-MO30SM, 5666420MO3SM	Voltage: 12 kW: 0.6 B+: M6 Total length: 246.50 Drive type: Steel Gear type: DD Clutch type: Dry Mount. holes: 2 (0) A: 63.50 B: 41.40
		115425	5000 Series 5264	825222, 228000-5722, 228000-5721	Voltage: 12 kW: 1.3 B+: M8 Gear type: GR Mount. holes: 2 (2) A: 74.00 B: 20.00
		113015	Garden 982, 1912, 1914	SM43790, SM43672, 4379040MO30SM, 4379040-MO30SM, 4367240MO30SM, 4367240-MO30SM	Voltage: 12 B+: M6 Total length: 228.75 Drive type: Bronze Gear type: DD Clutch type: Dry Mount. holes: 2 (0) B: 27.40
		114075	Zero Turn	32-098-04, 32-098-03, 32-098-01	Voltage: 12 B+: M6 Total length: 221.00 Gear type: DD B: 18.00
		114823	Zero Turn Zero Turn	128000-5500	Voltage: 12 kW: 0.6 B+: M8 Total length: 182.00 Gear type: DD Mount. holes: 2 (0) Not Insulated return A: 66.00 B: 18.00










DEUTZ-FAHR						
		HC-CARGO	Model	Replacing	Information	
		112071	Agri	Agri 605	0001262002, 0001230014, 0001230006, AZF4514, AZF4197, AZF4194, 11.131.769, 11.131.754, 11.130.841	Voltage: 12 kW: 3.0 B+: M10 Total length: 315.80 Drive type: Steel Gear type: GR Mount. holes: 3 (0) A: 89.00 B: 28.80
		112555	D Series, DX	D 6807, D 7007, DX 3.10	0001369024, 0001369014, 0001230014, AZJ3179, 11.130.567	Voltage: 12 kW: 3.1 B+: M10 Total length: 303.00 Drive type: Steel Gear type: DD Clutch type: Dry Mount. holes: 3 (0) A: 89.00 B: 28.50
		113467	DX	DX 4.51, DX 6.31, DX 6.50	0001365004, AZJ3196, 11.130.619, 943252216010	Voltage: 12 kW: 3.7 B+: M10 Total length: 346.00 Drive type: Steel Gear type: DD Clutch type: Dry Mount. holes: 3 (0) A: 88.80 B: 28.00
		114220	Various Models		0001231018, 0001101110, AZF4230, AZF4156, 11.131.863, 11.131.607	Voltage: 24 kW: 4.0 B+: M10 Total length: 315.00 Gear type: GR Mount. holes: 2 (0) A: 82.50 B: 25.00
DRONNINGBORG						
		HC-CARGO	Model	Replacing	Information	
		110443	Various Models		0001362093, 0001362020, S12- 84, NSB503, 27486, 27478, 27472, 27467, 27435A, 27435, 27417D, 27417B, 27417A, 27417, 26925194D	Voltage: 12 kW: 2.1 B+: M8 Total length: 309.00 Drive type: Steel Gear type: DD Mount. holes: 3 (0) A: 89.00 B: 29.50
		110449	Various Models		870644, Z1320F515, S115A12-1, CA45H12-2, CA45G12-51A, CA45G12-51, CA45G12- 2M, CA45G12-2, CA45F12-Y81, AZK5133, 11.139.038, 11.130.320	Voltage: 12 kW: 3.6 B+: M8 Total length: 370.00 Drive type: Steel Gear type: DD Mount. holes: 3 (0) A: 88.90 B: 48.75
		110460	Various Models		0001367022, 0001359126, 27559E, 27559A, 27559, 27537B, 27537A, 27537, 27519D, 27519A, 27519, 27503D, 27503A, 26436B, 26436A	Voltage: 12 kW: 2.8 B+: M8 Total length: 307.50 Drive type: Steel Gear type: DD Mount. holes: 3 (0) A: 89.00 B: 29.50

DRONNINGBORG					
	HC-CARGO	Model	Replacing	Information	
 	110545	Various Models	0001367067, 0001367032, 0001359124, 0001359047, R11N, R11F, R11A, R11.10, R11.06, R11.01, AZJ3599, AZJ3525, AZJ3319, AZJ3234, AZJ3119, 11.130.897, 11.130.692, 11.130.414, 11.130.376, NSB523, LRS926, 27587, 27512D, 27512A, 27512, 26432, 26342K, 26342D, 26342A, 26342, 26284E, 26284, 63227512, 91455722, 9144722, 9142741, 443115144729, 443115144620, 443115144420, 44311514442	Voltage: 12 kW: 3.0 B+: M10 Total length: 335.00 Drive type: Steel Gear type: DD Mount. holes: 3 (0) A: 89.00 B: 48.00	
 	114254	Various Models	AZJ3405, AZJ3247, 11.131.249, 11.130.710, 9142722, 443115144722	Voltage: 12 kW: 2.7 B+: 9.70 Total length: 237.00 Gear type: GR Mount. holes: 3 (0) A: 89.00 B: 49.40	
EICHER					
	HC-CARGO	Model	Replacing	Information	
 	110439	Various Models	9000143400, 0001362008, 6232, 6127, S12-87, S12-85, AZK5111, AZJ3544, AZJ3531, AZJ3248, AZJ3114, AZJ0404, 11.130.711, 11.130.408, 11.130.194, NSB509, 27488, 27480, 27474B, 27474A, 27474, 27470B, 27470A, 27470, 27469A, 27469, 27459A, 27459, D11E84, D11E155, D11E141	Voltage: 12 kW: 2.0 B+: M8 Total length: 309.50 Drive type: Steel Gear type: DD Mount. holes: 3 (0) A: 92.00 B: 25.00	
 	110565	Various Models	9004475058, 0001367040, 6233, 538505, 538502, S13-74, S13-73B, S13-73, S12-73, AZJ3598, AZJ3536, AZJ3330, AZJ3305, AZJ3203, AZJ3144, AZJ3121, AZJ3117, AZJ3105, AZJ0405, AZE4244, NSB540, NSB531, NSB529, 54265233, 27606, 27599, 27594, 27583A, 27583, 27578, 27572B, 27572A, 27572, 19024817, D11E15H, D11E154, D11E137	Voltage: 12 kW: 2.8 B+: M8 Total length: 313.00 Drive type: Steel Gear type: DD Mount. holes: 3 (0) A: 89.00 B: 29.50	
 	110819	Various Models	0001362049, AZJ3389, AZJ3206, AZJ3148, 11.131.162, 11.130.632, 11.130.520, S4515, NSB530, 27593A, 27593, 27584, 27582, 27580, 27571B, 27571A, 27571, 27546B, 27546A, 27546, 63227488, 63227480, 63227470, 27593A, 27571, 27540, 27522, 19024821	Voltage: 12 kW: 2.8 B+: M8 Total length: 311.00 Drive type: Steel Gear type: DD Mount. holes: 3 (0) A: 92.00 B: 23.00	
FENDT					
	HC-CARGO	Model	Replacing	Information	
 	113353	900, 800 800 Series, 900 Series	1368311	Voltage: 24 kW: 4.0 B+: M10 Total length: 340.00 Drive type: Steel Gear type: DD Mount. holes: 3 (0) A: 88.80 B: 27.50	















FENDT					
	HC-CARGO	Model		Replacing	Information
 	111332	Farmer	105S, 300 SERIES, 600, 610	0001362341, 0001362314, 0001362306, 0001362043, 0001362025, 0001359072, AZJ3244, AZJ3219, AZJ3218, 11.130.706, 11.130.670, 11.130.669, 9142801, 9142701, 443115142801, 443115142701, D11E158, D11E131, D11E120	Voltage: 12 kW: 2.7 B+: M8 Total length: 293.55 Drive type: Steel Gear type: DD Mount. holes: 3 (0) A: 89.00 B: 21.00
 	114475	Vario	Various Models	AZF4310, AZF4231, AZF4178, 11.132.138, 11.131.864, 11.131.686	Voltage: 12 kW: 4.0 B+: M10 Total length: 321.50 Drive type: Steel Gear type: GR Mount. holes: 3 (0) A: 89.00 B: 28.00
  <div style="border: 1px solid black; border-radius: 50%; padding: 5px; display: inline-block; margin-top: 10px;"> <p>NEW PRODUCT www.hc-cargo.com</p> </div>	114838	Vario	Various Models	M9T50471, M009T50471	Voltage: 12 kW: 4.5 B+: M10 Gear type: GR Mount. holes: 3 (0) A: 88.80 B: 26.00
 	112039	Various Models		0001366004, 0001362076, 0001362040, 0001362018, 0001362017, 0001358038, 0001354091, 0001354012, AZJ3192, AZJ3123, 11.130.612, 11.130.432, MT71GB, 63217158, 063217158010	Voltage: 12 kW: 2.7 B+: M10 Total length: 295.00 Drive type: Steel Gear type: DD Mount. holes: 2 (0) A: 82.50 B: 21.00
FERRARI					
	HC-CARGO	Model		Replacing	Information
 	112172	1100, 1300	1100, 1300	0001314001, 0001115035, 0001110042, 0001110041, 0001110028, 0001109009	Voltage: 12 kW: 1.6 B+: M8 30h: M5 Total length: 267.50 Drive type: Steel Gear type: GR Clutch type: Dry Mount. holes: 2 (0) A: 76.00 B: 28.00
 	112034	300	305, 306	0001214002, 0001115042, 0001110033, 0001109029, AZE2636, 11.131.157, AZE2636, 11.131.157, 63221435, 63221405	Voltage: 12 kW: 1.7 B+: M8 Total length: 233.30 Drive type: Steel Gear type: GR Mount. holes: 2 (0) A: 76.00 B: 27.00
 	110844	40	40 WDT	0001218122, 0001218011	Voltage: 12 kW: 2.2 B+: M8 Total length: 278.45 Drive type: Steel Gear type: GR Mount. holes: 2 (0) A: 82.50 B: 17.20

FERRARI					
	HC-CARGO	Model		Replacing	Information
 	113268	70, 700	72S, 718	0001314016, 0001307035, 0001109012	Voltage: 12 kW: 1.6 B+: M8 Total length: 255.50 Drive type: Steel Gear type: GR Mount. holes: 2 (0) A: 82.40 B: 22.00
FIAT					
	HC-CARGO	Model		Replacing	Information
 	110522	100, 110, 115, 130	100.90, 110.90, 115.90, 130.90	0986012720, 0001367029, 0001359122, 0001230009, R11C, R11.03, AZJ3594, AZJ3461, AZJ3237, 11.139.455, 11.130.697, 11.130.366, MT68LC, MT68LB, MT68LA, MT68L, 63216898, 63216896, 63216873, 4755110, 063216896010, 443115144723, 19024253, 19024202, 455669	Voltage: 12 kW: 3.0 B+: M10 Total length: 341.00 Drive type: Steel Gear type: DD Mount. holes: 3 (0) A: 110.00 B: 26.50
 	110529	1000, 1100	1000, S, DT, DTS, 1180	0001367082, 0001367028, 0001367023, 0001359102, 0001359021, 2998200, R11W, R11.07, AZJ3582, AZJ3535, AZJ3517, AZJ3116, AZJ3110, 11.130.410, 11.130.403, 11.130.322, 11.130.199, MT68MB, MT68MA, MT68AD, MT68AC, MT68AB, MT68AA, MT68A, MT62BA, M125M3-Z9(3/12), M125-3/12, 63224600, 9144744, 19024272, 19024230, DM2138	Voltage: 12 kW: 3.0 B+: M10 Total length: 340.50 Drive type: Steel Gear type: DD Mount. holes: 3 (0) A: 110.00 B: 30.00
 	110521	120	129-16	0001368019, 0001360043, 0001360015, AZJ3546, AZJ3459, AZJ3133, AZF3542, 11.139.453, 11.130.492, 11.130.225, MT67DB, MT67DA, MT67D, MT67AD, MT67AC, MT67AB, MT67AA, MT67A, 63224580, 63224170, 63216748, 9142320, 19024273, 19024231	Voltage: 24 kW: 4.0 B+: M10 Total length: 343.00 Drive type: Steel Gear type: DD Mount. holes: 3 (0) A: 110.00 B: 27.00
 	113381	400	404, 420, 440, 450, 455	AZJ3462, AZJ3195, AZJ3145, 11.139.456, 11.130.618, 11.130.510, 27430B, 27430A, 27430, MT71Z, 63217121	Voltage: 12 kW: 2.5 B+: M10 B-: M8 Total length: 340.00 Drive type: Steel Gear type: DD Mount. holes: 3 (0) A: 109.70 B: 26.00
 	110213	400, 500	420, 580, DT	0001417005, 0001411025, 0001410065, R22.07, 0070000, AZK5179, 11.139.020, 63226391, 63226301, 9125020, 19024053	Voltage: 24 kW: 6.6 B+: M12 B-: M10 Total length: 407.00 Drive type: Steel Gear type: DD Mount. holes: 3 (0) A: 115.00 B: 20.80










FIAT-ALLIS		HC-CARGO	Model	Replacing	Information
		110521	65, FE, FR 65 B, FE 16, FR 7	0001368019, 0001360043, 0001360015, AZJ3546, AZJ3459, AZJ3133, AZF3542, 11.139.453, 11.130.492, 11.130.225, MT67DB, MT67DA, MT67D, MT67AD, MT67AC, MT67AB, MT67AA, MT67A, 63224580, 63224170, 63216748, 9142320, 19024273, 19024231	Voltage: 24 kW: 4.0 B+: M10 Total length: 343.00 Drive type: Steel Gear type: DD Mount. holes: 3 (0) A: 110.00 B: 27.00
		110999	FA, FD FA 150, FD 14E	0001420013, 0001420009, 0001420005, 0001420004, 0001420003, 0001420001, 228000-0070, 128000-7520, 128000-7510, M7T03777, M7T03774, M007T03777, M007T03774, Mfy6601K, Mfy6601I, Mfy6401L, Mfy6401K, Mfy6201K, Mfy6201I, 1993945, 1993833, 1993815, 1993814, 1993808, 1993804, 1993797, 1993796, 1993704, 1990809, 1990497, 9G4338	Voltage: 24 B+: M12 B-: M12 Total length: 499.50 Drive type: Steel Gear type: DD Mount. holes: 3 (0) Insulated return Oil sealed A: 92.00 B: 46.50 <i>Replacing: 42MT.</i>
		110347	FA, FD, FE FA 200, FD 14, FD 20, FE 45	0001420011, 0001420010, 0001420008, 0001420006, 0001420002, MS7-410C, 2311040, 1993840, 1990284, 1990276, 1990274, 1990273, 1990272, 1990271, 1990270, 1990269, 1990268, 1990266	Voltage: 24 kW: 7.5 B+: M12 B-: M12 15a: M4 Total length: 522.00 Drive type: Steel Gear type: DD Mount. holes: 3 (0) Insulated return Oil sealed A: 92.00 B: 47.00 <i>Replacing: 50MT.</i>
		110517	FR, Various Models FR 7	0001363111, 0001363101, 860104, AZJ3542, AZJ3520, 11.130.216, 11.130.146, MT72AB, MT72AA, MT72A, 63217226, 63217225, 63217201, 30281018, 9124320, 19024242	Voltage: 24 kW: 3.2 B+: M10 Total length: 295.00 Drive type: Steel Gear type: DD Mount. holes: 3 (0) A: 110.00 B: 27.00
		110520	S Various Models	0001368021, 0001360027, 0001360007, 0001359127, R10TA, R10.05, AZK5119, AZJ3593, 11.130.364, 11.130.170, 11.130.121, MT67BA, MT67B, MT43HA, 63216733, 63216702, 63214371, 63214333, 63214308, 30281027, 30281017, 443115174622, 19024201	Voltage: 24 kW: 4.0 B+: M10 Total length: 343.00 Drive type: Steel Gear type: DD Mount. holes: 3 (0) A: 89.00 B: 47.50
		110206	Various Models	0001416079, 0001416078, 0001416023, 0001416002, 0001415027, 0001415001, 0001410088, 0001410002, 860508, 857470, S115HD24-1, 2998011, 1403000, R23.08, 6080000, AZK5545, AZK5401, 11.139.506, 11.130.041, 9125330, 9125260, 9125220, 19024109, 19024025, 19024010	Voltage: 24 kW: 5.4 B+: M12 B-: M10 Total length: 390.00 Drive type: Steel Gear type: DD Mount. holes: 3 (0) A: 92.00 B: 47.50

FIAT-ALLIS		HC-CARGO	Model	Replacing	Information
		110208	Various Models	BNG4/24CRS162, 9000084018, 0001416076, 0001416021, 0001416009, 0001416008, 0001415016, 0001415004, 860504, 860121, R23.11, 6110000, 9125250, 19024576, 19024555, 19024099, 19024016, 19024015	Voltage: 24 kW: 5.4 B+: M10 B-: M10 Total length: 387.00 Drive type: Steel Gear type: DD Mount. holes: 3 (0) Oil sealed Waterproof A: 89.00 B: 48.50
		110210	Various Models	0001417051, 0001417038, 0001417001, 0001411009, 0001410024, 860506, 860132, 857468, 2998010, R23.05, R22.05, R20.42, 6050000, 0050000, AZK5191, 11.139.032, 9125010, 19024051	Voltage: 24 kW: 6.6 B+: M12 B-: M10 Total length: 407.00 Drive type: Steel Gear type: DD Mount. holes: 3 (0) A: 92.00 B: 48.50
		110518	Various Models	0001368020, 0001360063, LNS4524/20, 859542, 2998201, AZJ3515, AZJ3460, AZJ3131, 11.139.454, 11.130.490, 11.130.124, 61924031, MT67CB, MT67CA, MT67C, 63216741, 63216740, 63216703, 30281020, 063216741010, 9124330, 858320, 19024256, 19024232	Voltage: 24 kW: 4.0 B+: M10 Total length: 342.00 Drive type: Steel Gear type: DD Mount. holes: 3 (0) A: 110.00 B: 27.00
		110531	Various Models	0001417036, 0001417017, 2998007, R22.12, R22.10, 6220000, 0120000, 0100000, 0090000, 19024071	Voltage: 24 kW: 6.6 B+: M12 B-: M10 Total length: 405.00 Drive type: Steel Gear type: DD A: 56.00 B: 37.00
		111000	Various Models	0001371020, 0001371018, MS1A/25, MS1A/20, MS1/411AZ, MS1/401A, MS1-403A, MS1-401C, MS1-401A, MS1-401, MS1-124, MS1-103, 2998150, M4T95481, M004T95481, 855694, 199903, 1993924, 1993842, 1993810, 1993805, 1993802, 1993700, 1990838, 1990493, 1990491, 1990485	Voltage: 24 kW: 6.5 B+: M12 B-: M12 Total length: 497.50 Drive type: Steel Gear type: DD Mount. holes: 3 (0) Insulated return Oil sealed A: 92.00 B: 47.25 <i>Replacing: 42MT.</i>
		111041	Various Models	0001362302, 0001359114, 0001359058, 0001359029, LNS2810, 9142740, 443115142740, 0-23000-1870, 0-23000-1830, 1998481, 1998387, 1998383, 1998336, 1113278, 1113275, 1109550, 1107580, 10465406, 10465046	Voltage: 12 kW: 2.8 B+: M10 Total length: 338.50 Drive type: Steel Gear type: GR Clutch type: Dry Mount. holes: 3 (0) A: 88.85 B: 46.25 <i>Replacing: 22MT, 27MT, 28MT.</i>















FIAT-ALLIS						
		HC-CARGO	Model		Replacing	Information
		111737	Various Models		27502D, 27502A, 27502, 26369J, 26369H, 26369A, 26369, 26359F, 26359B, 26359A, 26359, 26294Q, 26294N	Voltage: 12 kW: 2.8 B+: M8 Total length: 314.75 Drive type: Steel Gear type: DD Clutch type: Wet Mount. holes: 3 (0) A: 89.00 B: 28.50
		113534	Various Models		1367069	Voltage: 12 kW: 3.0 B+: M8 Total length: 342.00 Drive type: Steel Gear type: DD Clutch type: Dry Mount. holes: 3 (0) A: 88.85 B: 27.00
FORD						
		HC-CARGO	Model		Replacing	Information
		110552	1000 Series	1910	0001108181, 0001107078, S114-381	Voltage: 12 kW: 1.2 B+: M8 Total length: 194.00 Drive type: Steel Gear type: GR Mount. holes: 2 (0) A: 74.00 B: 20.00
		111275	1000 Series	1710	M5T23172, M3T64172, M2T61371, M2T60271, M2T56475, M2T56472, M2T56471, M2T54671, M005T23172	Voltage: 12 kW: 2.0 B+: M8 Total length: 250.00 Drive type: Steel Gear type: GR Mount. holes: 2 (0) A: 82.40 B: 23.50
		111703	1000 Series	1320, 1520, 1620	M2T63371, M002T63371	Voltage: 12 kW: 2.0 B+: M8 Total length: 250.00 Drive type: Steel Gear type: GR Mount. holes: 2 (0) A: 73.80 B: 19.50
		112177	1000 Series	1320, 1520, 1530	SBA185086650, SBA185086551, M2T58971, M1T66081, M002T58971, M001T66081	Voltage: 12 kW: 1.7 B+: M8 Total length: 213.00 Drive type: Steel Gear type: GR Clutch type: Dry Mount. holes: 2 (0) A: 74.00 B: 20.00
		113696	1900, 3400	1920, 3415	428000-0180, 228000-5123, 228000-5122, 228000-5121, 228000-5120, 228000-2970, SBA185086530	Voltage: 12 kW: 2.0 B+: M8 Total length: 219.00 Drive type: Steel Gear type: GR Mount. holes: 2 (0) A: 74.00 B: 20.00

FORD					
	HC-CARGO	Model	Replacing	Information	
		110462 2000 Series, 3000 Series	2000, 3000	9007044014, 0001362067, 538501, D9NN11000AA, D8NN11000CE, D8NN11000CB, D8NN11000CA, D7NN11000B, D4NN11000B, D2NN11000B, D1NN11000A, S13-61A, S13-61, AZJ3198, AZJ3182, 11.130.624, 11.130.579, NSB520, 27614, 27569A, 27569, 27515A, 27500J, 27500A, 27500, 27426, 26925155B, 26925155A, 26925, 63227569, 9144965, 9142765	Voltage: 12 kW: 2.8 B+: M8 Total length: 319.45 Drive type: Steel Gear type: DD Mount. holes: 3 (0) A: 92.00 B: 20.00
		112074 7000 Series	7740, 7810, 7840	0001369023, 0001369020, 0001369015, 0001367006, FONN11000CA, FONN11000BA, 898821291, 89821291, 82013922, 82007917, 82005342, 81866002, 3918688, AZJ3201, 11.131.705, 11.130.627, 9142766	Voltage: 12 kW: 3.1 B+: M8 Drive type: Steel Gear type: DD Mount. holes: 3 (0) A: 92.00 B: 21.00
		111300 Various Models		SBA185086500, SBA185086410, M8T70071, M2T58981, M2T54091, M2T54085, M2T54083, M008T70071, M002T58981, M002T54091, M002T54085	Voltage: 12 kW: 1.4 B+: M8 Total length: 228.00 Drive type: Steel Gear type: GR Mount. holes: 2 (0) A: 74.00 B: 21.00
		113125 Various Models		SA764A, SA-764A, E9HZ11002A, E9HT11001BA, 323-840, 1993854, 1993767, 1990347, 10461011, 10461006	Voltage: 12 B+: 1/2" UNC Total length: 401.50 Drive type: Steel Gear type: DD Clutch type: Wet Mount. holes: 3 (0) Oil sealed A: 92.00 B: 48.25 <i>Replacing: 37MT, 41MT.</i>
GOLDONI					
	HC-CARGO	Model	Replacing	Information	
		113268 700	718	0001314016, 0001307035, 0001109012	Voltage: 12 kW: 1.6 B+: M8 Total length: 255.50 Drive type: Steel Gear type: GR Mount. holes: 2 (0) A: 82.40 B: 22.00
		110844 Various Models		0001218122, 0001218011	Voltage: 12 kW: 2.2 B+: M8 Total length: 278.45 Drive type: Steel Gear type: GR Mount. holes: 2 (0) A: 82.50 B: 17.20
		115423 Various Models		0001366003, 0001362058, 0001354089, MTL12-10, AZJ3552, AZJ3150, AZJ3138, AZJ0102, 11.130.525, 11.130.501, 11.130.248, 11.130.019, MT74BA, MT74A, MT71LA, MT71HB, 63217433, 63217180, 63217173	Voltage: 12 kW: 3.0 B+: M10 Total length: 322.00 Gear type: DD Mount. holes: 2 (0) Not Insulated return A: 82.50 B: 21.00

NEW PRODUCT
www.hc-cargo.com

GRASSHOPPER					
	HC-CARGO	Model		Replacing	Information
 8 	114686	Lawn mower	722d	MOT88081	Voltage: 12 kW: 1.3 B+: M8 Total length: 201.50 Drive type: Steel Gear type: GR Mount. holes: 2 (0) A: 66.00 B: 18.50
HATTAT TARIM					
	HC-CARGO	Model		Replacing	Information
 10 	113655	A-Series	A-Series	428000-1290, 63280041	Voltage: 12 kW: 3.0 B+: M8 Total length: 291.00 Drive type: Steel Gear type: GR Clutch type: Dry Mount. holes: 3 (0) A: 89.00 B: 30.50
 10 	114388	A-Series	A-Series	9HT12010A6A, AZF4545, AZE4220, AZE4201, AZE4197, AZE4175, AZE4173, AZE4170, AZE4150, 11.132.036, 11.131.989, 9142903, 860715	Voltage: 12 kW: 3.2 B+: M8 B-: M8 3Oh: M10 Total length: 296.50 Gear type: DD Mount. holes: 3 (0) A: 89.00 B: 32.50 <i>Iskra version.</i>
HITACHI					
	HC-CARGO	Model		Replacing	Information
 11 	114324	Excavators	Zaxis 135US	0-24000-3251, 0-24000-3250, 0-24000-3123, 0-24000-3122, 0-24000-3120	Voltage: 24 kW: 4.5 Gear type: GR Mount. holes: 2 (0) A: 95.00
HOUGH					
	HC-CARGO	Model		Replacing	Information
 10 	112668	Various Models		0-23000-2070, 1113284, 1113248, 10461483	Voltage: 12 kW: 2.5 B+: M10 15a: M5 Total length: 338.00 Drive type: Steel Gear type: GR Clutch type: Wet Mount. holes: 3 (0) A: 89.00 B: 46.00 <i>Replacing: 28MT.</i>
HUERLIMANN					
	HC-CARGO	Model		Replacing	Information
 11 	110530	Various Models		EJD3/12BR3, 0004314011, 0001367013, 0001362035, 0001362022, 0001362009, 0001359108, 0001359004, AZJ3556, AZJ3537, AZJ3503, AZJ3149, 11.130.521, 11.130.253, 11.130.201, 11.130.083, MT68PB, MT68PA, MT68P, 63217138, 63216884, 63216876, 63216814, 063216884010, 063216876010, 9144821, 9144743, 9142880, 443115144743, 19024238	Voltage: 12 kW: 3.0 B+: M10 Total length: 342.00 Drive type: Steel Gear type: DD Mount. holes: 2 (0) A: 82.00 B: 22.00

ISEKI					
	HC-CARGO	Model		Replacing	Information
 15 	110933	2100, Various Models	2140	MM409414, MM409410, M2T50391, M2T50381, M2T50371, M002T50391, M002T50381, M002T50371	Voltage: 12 kW: 1.4 B+: M8 Total length: 228.00 Drive type: Steel Gear type: GR Mount. holes: 2 (0) A: 76.90 B: 29.25
 9 	111683	4000	4451	228000-5382, 228000-4293, 228000-4292, 228000-4291, 228000-4290, 228000-3852, 228000-3851, S13-136, 03101-3031, 03101-3030	Voltage: 12 kW: 2.0 B+: M8 Total length: 232.50 Drive type: Steel Gear type: GR Clutch type: Dry Mount. holes: 2 (0) A: 95.00 B: 19.50
 9 	111098	SL	SL 3410, 3610, 3615, 3645	S114-385	Voltage: 12 kW: 1.0 B+: M8 Total length: 212.50 Drive type: Steel Gear type: GR Mount. holes: 2 (0) A: 80.00 B: 21.60
JACOBSEN					
	HC-CARGO	Model		Replacing	Information
 9 	114055	Lawn Mower	Lawn Mower	0001218776, 0001218176, 0001109357	Voltage: 12 kW: 2.3 B+: M8 Total length: 273.00 Drive type: Steel Gear type: GR Mount. holes: 2 (0) A: 82.50 B: 21.00
JCB					
	HC-CARGO	Model		Replacing	Information
 11 	114483	Excavators	Excavators	0-24000-3261, 0-24000-3260	Voltage: 24 kW: 4.5 B+: M10 Total length: 230.10 Gear type: GR Mount. holes: 3 (0) A: 10.50 B: 41.00
 11 	114264	Various Models		AZF4576, AZF4224, AZF4181, 11.131.848, 11.131.697, 11.131.292	Voltage: 12 kW: 4.2 B+: M10 Total length: 349.50 Gear type: GR Mount. holes: 3 (0) A: 89.00 B: 21.00
 9 	114320	Various Models		0001230013, AZF4229	Voltage: 12 kW: 3.0 B+: M10 Total length: 316.00 Drive type: Steel Gear type: GR Clutch type: Dry Mount. holes: 2 (0) A: 82.50 B: 23.00

JOHN DEERE		HC-CARGO	Model	Replacing	Information
		114055	76F, 100F 76F (Orchard), 100F (Orchard)	0001218776, 0001218176, 0001109357	Voltage: 12 kW: 2.3 B+: M8 Total length: 273.00 Drive type: Steel Gear type: GR Mount. holes: 2 (0) A: 82.50 B: 21.00
		111221	400 482 (Cotton Pickers), 484 (Cotton Pickers)	35259580, 0-23000- 2060, 1113271, 1109251, 1107871, 1107863, 1107599, 1107577	Voltage: 12 kW: 2.5 B+: M10 15a: M5 Total length: 322.00 Drive type: Steel Gear type: GR Clutch type: Dry Mount. holes: 2 (0) A: 82.40 B: 33.00 <i>Replacing: 28MT.</i>
		111224	900, 4000 Series 985, 4450, 4455	128000-9680, 128000- 5913, 128000-5912, 128000-5911, 128000- 5910, 128000-0772, 128000-0771, C30F11001B, AZJ3297, AZJ3215, 11.130.860, 11.130.663, 1993988, 1993894, 1993886, 1993881, 1993799, 1993790, 1993769, 1993762, 1993754, 1993712, 1993705	Voltage: 12 kW: 4.0 B+: M10 Total length: 402.50 Drive type: Steel Gear type: GR Mount. holes: 3 (0) Oil sealed A: 88.90 B: 47.60 <i>Replacing: 37MT.</i>
		111755	1000 Series 1032, 1042, 1052	0001369022, 0001369005, 0001369001, 0001367078, 0001367075, 0001367037, 0001362316, 0001362312, AZJ3283, AZJ3274, AZJ3181, AZJ3158, AZJ3157, AZF4596, AZF4521, 11.131.374, 11.130.819, 11.130.793, 63206834, 063206834010, 9142700	Voltage: 12 kW: 3.0 B+: M10 Total length: 342.00 Drive type: Steel Gear type: DD Mount. holes: 2 (0) A: 82.00 B: 34.00
		114400	1445, 1545 1445 (Mower), 1545 (Mower)	228000-8090	Voltage: 12 kW: 1.0 B+: M8 Total length: 190.00 Gear type: GR A: 95.00 B: 20.00
		113900	4000 Series 4120, 4320, 4520	F000AL0115, 6004AA3014, 0001109331, 0001109330, AZE6544, 11.131.750	Voltage: 12 kW: 2.2 B+: M8 Total length: 239.50 Drive type: Steel Gear type: DD/GR Clutch type: Dry Mount. holes: 2 (0) A: 82.50 B: 26.00
		113478	5000 Series 5210, 5310, 5410	0001230005, 0001230003, 0001223502, AZE4620, AZE4603, AZE4534, 11.131.221, 11.131.108, 11.131.063, 26024033A, D7R14, 187031	Voltage: 12 kW: 2.8 B+: M10 15a: M5 Total length: 303.50 Drive type: Steel Gear type: DD Clutch type: Dry Mount. holes: 2 (0) Oil sealed A: 82.00 B: 35.00













JOHN DEERE		HC-CARGO	Model	Replacing	Information
		112442	6000 Series 6205, 6505, 6506	0001367077, AZJ3261, 11.130.739, 9142745	Voltage: 12 kW: 3.0 B+: M10 Total length: 315.00 Drive type: Steel Gear type: DD Clutch type: Dry Mount. holes: 3 (0) A: 89.00 B: 48.00
	 NEW PRODUCT www.hc-cargo.com	115609*	6000 Series 6205, 6505, 6506	1230002	Voltage: 12 kW: 3.0 Gear type: GR Mount. holes: 3 (0)
		114823	Farm Various Models (Tractors)	128000-5500	Voltage: 12 kW: 0.6 B+: M8 Total length: 182.00 Gear type: DD Mount. holes: 2 (0) Not Insulated return A: 66.00 B: 18.00
		114888	Lawn X300, X300R, X304	RS41058	Voltage: 12 B+: 1/4" UNC Total length: 185.00 Gear type: DD Mount. holes: 2 (0) B: 19.50
		114401	Mowers Various Models	S114-821A, S114-821	Voltage: 12 kW: 1.2 B+: M8 Total length: 193.00 Drive type: Steel Gear type: GR Mount. holes: 2 (2) A: 70.00 B: 25.00
		114486	Mowers Various Models	128000-2760	Voltage: 12 B+: M6 Total length: 173.00 Drive type: Steel Gear type: DD Mount. holes: 2 (0) B: 20.00
		115314	Utility Tractor 6100D, 6125D	228000-0844, 228000- 0842, 228000-0841, 228000-0840	Voltage: 12 kW: 2.5 B+: M10 Total length: 294.00 Gear type: GR Mount. holes: 2 (0) Not Insulated return A: 89.00 B: 47.50
		110412	Various Models	S13-33B, S13-33A, S13- 33, S13-28, S13-27A, S13-27, S13-25, S13- 123, S13-111, S13-06A, S13-06, 0-21000-5231, 0-21000-5230, 0-21000- 4231, 0-21000-4230, 0-21000-3730	Voltage: 12 kW: 2.2 B+: M8 Total length: 233.80 Drive type: Steel Gear type: DD Mount. holes: 2 (0) A: 94.90 B: 20.30

JOHN DEERE

		HC-CARGO	Model	Replacing	Information
		110510	Various Models	SMH12A4, SMH12A202, SMH12A201, SMH12A2, SMH12A102, SME12A8, SME12A11, SM56661, SM50497, SM16353	Voltage: 12 kW: 0.5 B+: M6 Total length: 182.55 Drive type: Steel Gear type: DD Clutch type: Dry Mount. holes: 3 (0) B: 39.00
		110552	Various Models	0001108181, 0001107078, S114-381	Voltage: 12 kW: 1.2 B+: M8 Total length: 194.00 Drive type: Steel Gear type: GR Mount. holes: 2 (0) A: 74.00 B: 20.00
		111087	Various Models	128000-1152, 128000-1151, 128000-1150	Voltage: 12 kW: 1.0 B+: M8 Total length: 199.45 Drive type: Steel Gear type: GR Mount. holes: 2 (0) A: 94.90 B: 21.00
		111254	Various Models	LRS01910, 0-23000-2541, 0-23000-2540, 0-23000-2201, 0-23000-2103, 0-23000-2102, 0-23000-2101, 0-23000-2100	Voltage: 24 kW: 4.5 B+: M10 Total length: 332.25 Drive type: Steel Gear type: GR Mount. holes: 2 (0) A: 94.85 B: 19.20
		112246	Various Models	128000-4600, 128000-2950, 028000-8411, 028000-8410, 028000-6111, 028000-6110	Voltage: 12 kW: 0.6 B+: M6 Total length: 193.00 Drive type: Steel Gear type: DD Clutch type: Dry Mount. holes: 2 (0) A: 62.45 B: 10.00 Solenoid: HC-CARGO 133711.
		112564	Various Models	35765A, 35765, 32468B, 32468A, 32468	Voltage: 12 B+: M6 Total length: 166.50 Drive type: Steel Gear type: DD Clutch type: Dry Mount. holes: 4 (0) A: 59.00 B: 33.00
		112568	Various Models	SM56663, SM18191, 5666340MO30SM, 5666340-MO30SM, 5666320MO30SM, 1819140MO30SM, 1819140-MO30SM	Voltage: 12 B+: 1/4" UNC Total length: 230.00 Drive type: Bronze Gear type: DD B: 46.00
		113017	Various Models	6727040MO30SM, 5667140MO30SM, 5667140-MO30SM	Voltage: 12 B+: M6 Total length: 181.00 Drive type: Steel Gear type: DD Clutch type: Dry Mount. holes: 2 (0) B: 30.00

















JOHN DEERE		HC-CARGO	Model	Replacing	Information
		113539	Various Models	844717, 808106, 693469, 691564	Voltage: 12 B+: M8 Total length: 185.70 Drive type: Bronze Gear type: DD Clutch type: Dry Mount. holes: 2 (0)
		113596	Various Models	128000-4020	Voltage: 12 kW: 0.6 B+: M8 Total length: 180.00 Drive type: Steel Gear type: DD Mount. holes: 2 (2) A: 70.00 B: 19.00
		113597	Various Models	128000-9360	Voltage: 12 kW: 0.6 B+: M8 Total length: 181.00 Drive type: Steel Gear type: DD Mount. holes: 2 (0) A: 65.90 B: 17.00
		113663	Various Models	228000-2211, 228000-2210	Voltage: 12 kW: 0.7 B+: M8 Total length: 183.00 Drive type: Steel Gear type: DD Clutch type: Wet Mount. holes: 2 (0) A: 65.80 B: 17.00
		113983	Various Models	228000-6552, 228000-6551, 228000-6550	Voltage: 12 kW: 3.0 B+: M12 Total length: 315.00 Drive type: Steel Gear type: GR Mount. holes: 3 (0) A: 88.80 B: 47.60
		114195	Various Models	0001230018, 0001230008	Voltage: 12 kW: 3.0 B+: M10 Total length: 312.00 Gear type: GR Mount. holes: 3 (0) A: 89.00 B: 51.00
		114197	Various Models	228000-7471, 228000-7470	Voltage: 12 kW: 1.1 B+: M8 Total length: 209.00 Gear type: GR Mount. holes: 2 (0) A: 89.00 B: 17.00
		114459	Various Models	228000-8471, 228000-8470	Voltage: 12 kW: 4.8 B+: M12 Total length: 315.00 Gear type: GR Mount. holes: 3 (0) A: 89.00 B: 48.00

KUBOTA						
		HC-CARGO	Model		Replacing	Information
		115322	Compact Tractor	L3540, L3830, L3940	228000-9800	Voltage: 12 kW: 1.4 B+: M8 Total length: 188.00 Gear type: GR Mount. holes: 2 (0) A: 82.50 B: 24.50
		114485	Front Mower	F2260, F2560	228000-5401, 228000-5400, M0T90881, M000T90881	Voltage: 12 kW: 1.1 B+: M8x1.25 Total length: 205.00 Drive type: Steel Gear type: GR Mount. holes: 2 (0) A: 66.00 B: 18.00
		113893	L	L2250, L2500, L2550, L2650	34070-16800, 34070-16083, 128000-8462, 128000-8461, 128000-8460	Voltage: 12 kW: 1.2 B+: M8 Total length: 178.50 Drive type: Steel Gear type: GR Clutch type: Wet Mount. holes: 2 (0) A: 82.30 B: 24.80
		115378	M6040	M6040, M7040	M8T71671	Voltage: 12 kW: 2.5 B+: M8 Total length: 259.00 Gear type: GR Mount. holes: 2 (0) Not Insulated return A: 82.50 B: 26.00
		114501	Tractors	Various models	228000-5590	Voltage: 12 kW: 1.0 B+: M8 30h: Plug Total length: 203.00 Drive type: Steel Gear type: GR Mount. holes: 2 (0) A: 77.00 B: 18.00
LAMBORGHINI						
		HC-CARGO	Model		Replacing	Information
		110530	100	135 (Formula)	EJD3/12BR3, 0004314011, 0001367013, 0001362035, 0001362022, 0001362009, 0001359108, 0001359004, AZJ3556, AZJ3537, AZJ3503, AZJ3149, 11.130.521, 11.130.253, 11.130.201, 11.130.083, MT68PB, MT68PA, MT68P, 63217138, 63216884, 63216876, 63216814, 063216884010, 063216876010, 9144821, 9144743, 9142880, 443115144743, 19024238	Voltage: 12 kW: 3.0 B+: M10 Total length: 342.00 Drive type: Steel Gear type: DD Mount. holes: 2 (0) A: 82.00 B: 22.00
		111001	100, 600	105 (Formula), 115 (Formula), 660 F	0001367005, 0001362036, 0001362023, 0001359113, 0001359083, 0001359056, 0001359038, 0001358005, AZJ3557, AZJ3320, AZF4220, 11.131.829, 11.130.898, 11.130.254, MT68RA, MT68R, MT56A, 63216816, 9144820, 19024250	Voltage: 12 kW: 3.0 B+: M10 Total length: 340.00 Drive type: Steel Gear type: DD Mount. holes: 2 (0) A: 82.00 B: 21.60

LAMBORGHINI				
	HC-CARGO	Model	Replacing	Information
 	111284	C Series	Various Models	63217163, 63217106, 063217163010 Voltage: 12 kW: 2.5 B+: M10 Total length: 296.00 Drive type: Steel Gear type: DD Mount. holes: 2 (0) A: 82.00 B: 21.00
 	110551	C, R	C603, 804, 904, R704	0001367009, 0001359099, 0001359053, 0001359048, 0001359001, R11B, R11.02, AZJ3285, 11.130.821, 9144742, 443115144742, 443115144640, 443115144540, 19024815 Voltage: 12 kW: 3.0 B+: M10 Total length: 326.50 Drive type: Steel Gear type: DD Mount. holes: 3 (0) A: 89.00 B: 47.00
LANDINI				
	HC-CARGO	Model	Replacing	Information
  <p>NEW PRODUCT www.hc-cargo.com</p>	114107	Various Models	AZE4579, AZE4214, 11.131.984, 11.131.315, 9162904	Voltage: 12 kW: 3.2 B+: M10 Total length: 295.00 Gear type: GR Mount. holes: 3 (0) A: 88.88 B: 29.50
LOMBARDINI				
	HC-CARGO	Model	Replacing	Information
  <p>NEW PRODUCT www.hc-cargo.com</p>	115423	Various Models	0001366003, 0001362058, 0001354089	Voltage: 12 kW: 3.0 B+: M10 Total length: 322.00 Gear type: DD Mount. holes: 2 (0) Not Insulated return A: 82.50 B: 21.00
MAHINDRA				
	HC-CARGO	Model	Replacing	Information
 	113670	Various Models	26025115A, 26025115, 26024070A	Voltage: 12 kW: 2.2 B+: M8 15a: M5 Total length: 284.35 Drive type: Steel Gear type: DD Clutch type: Wet Mount. holes: 3 (0) A: 89.00 B: 20.00
 	112163	Various Models	26925056	Voltage: 12 kW: 2.0 B+: M8 Total length: 307.00 Drive type: Steel Gear type: DD Clutch type: Dry Mount. holes: 3 (0) A: 89.00 B: 20.00















MASSEY FERGUSON

		HC-CARGO	Model	Replacing	Information	
		111346	MF 100, MF 200, MF 1000	184, 285, 1250	9004475061, 27629, 27627B, 27627, 27626, 27620, 27610, 27608, 27602, 27598, 27590, 27589, 27568A, 27568, 27565D, 63227599, 63227598, 63227590, 63227568, 63227565, 63227541	Voltage: 12 kW: 2.8 B+: M8 Total length: 314.50 Drive type: Steel Gear type: DD Clutch type: Dry Mount. holes: 3 (0) A: 89.00 B: 29.50
		110460	MF 200	254	0001367022, 0001359126, 27559E, 27559A, 27559, 27537B, 27537A, 27537, 27519D, 27519A, 27519, 27503D, 27503A, 26436B, 26436A	Voltage: 12 kW: 2.8 B+: M8 Total length: 307.50 Drive type: Steel Gear type: DD Mount. holes: 3 (0) A: 89.00 B: 29.50
		110565	MF 200	274	9004475058, 0001367040, 6233, 538505, 538502, S13-74, S13-73B, S13-73, S12-73, AZJ3598, AZJ3536, AZJ3330, AZJ3305, AZJ3203, AZJ3144, AZJ3121, AZJ3117, AZJ3105, AZJ0405, AZE4244, NSB540, NSB531, NSB529, 54265233, 27606, 27599, 27594, 27583A, 27583, 27578, 27572B, 27572A, 27572, 19024817, D11E15H, D11E154, D11E137	Voltage: 12 kW: 2.8 B+: M8 Total length: 313.00 Drive type: Steel Gear type: DD Mount. holes: 3 (0) A: 89.00 B: 29.50
		110819	MF 200	240, 245	0001362049, AZJ3389, AZJ3206, AZJ3148, 11.131.162, 11.130.632, 11.130.520, S4515, NSB530, 27593A, 27593, 27584, 27582, 27580, 27571B, 27571A, 27571, 27546B, 27546A, 27546, 63227488, 63227480, 63227470, 27593A, 27571, 27540, 27522, 19024821	Voltage: 12 kW: 2.8 B+: M8 Total length: 311.00 Drive type: Steel Gear type: DD Mount. holes: 3 (0) A: 92.00 B: 23.00
		112268	MF 200	245	0-23000-2140, 0-23000-2010, 0-23000-1850, 1998484, 1998468, 1998373, 1998357, 1998350, 1998340, 1113597, 1113290, 1113274, 1107540, 10479607	Voltage: 12 kW: 2.8 B+: M10 Total length: 340.00 Drive type: Steel Gear type: GR Clutch type: Dry Mount. holes: 3 (0) Oil sealed A: 89.00 B: 46.00 <i>Replacing: 28MT.</i>
		113230 [#]	MF 200	216 GTX, 218 GTX	128000-4520	Voltage: 12 kW: 0.7 B+: M8 Total length: 204.30 Drive type: Steel Gear type: GR A: 63.40 B: 43.40














MASSEY FERGUSON		HC-CARGO	Model	Replacing	Information	
		110442	MF 200, MF 300	285, 298, 365	859883, AZJ3447, 11.131.635, NSB501, NSB500, 27487, 27485, 27479, 27477, 27473, 27464, 27415D, 27415B, 27415A, 27415, 27411, 63227485, 63227479, 2707130	Voltage: 12 kW: 2.1 B+: M8 Total length: 309.00 Drive type: Steel Gear type: DD Mount. holes: 3 (0) A: 88.90 B: 30.00
		110814	MF 1000	1200	0001362062, AZJ3514, AZJ3137, 11.130.500, 11.130.123, 27401, MT71DB, MT71DA, MT71D, 94317148, 63217148, 63217147, 63217104, 30180309, 19024255	Voltage: 12 kW: 2.7 B+: M10 Total length: 296.50 Drive type: Steel Gear type: DD Mount. holes: 3 (0) A: 110.00 B: 26.80
		111737	MF 1000	1200	27502D, 27502A, 27502, 26369J, 26369H, 26369A, 26369, 26359F, 26359B, 26359A, 26359, 26294Q, 26294N	Voltage: 12 kW: 2.8 B+: M8 Total length: 314.75 Drive type: Steel Gear type: DD Clutch type: Wet Mount. holes: 3 (0) A: 89.00 B: 28.50
		112136	MF 2000	2640, Various Models	AZJ3318, 11.130.896, 27533E, 27533A, 27533, 26398H, 26398F, 26398A, 26398, 63227601	Voltage: 12 kW: 2.8 B+: M8 Total length: 340.50 Drive type: Steel Gear type: DD Clutch type: Dry Mount. holes: 3 (0) A: 88.75 B: 48.30
		110443	MF 3000	3085	0001362093, 0001362020, S12-84, NSB503, 27486, 27478, 27472, 27467, 27435A, 27435, 27417D, 27417B, 27417A, 27417, 26925194D	Voltage: 12 kW: 2.1 B+: M8 Total length: 309.00 Drive type: Steel Gear type: DD Mount. holes: 3 (0) A: 89.00 B: 29.50
		111012	Various Models		SM56666, SM47330, 5666640MO30SM, 5666640-MO30SM, 5666620MO30SM, 4733040MO30SM, 4733040-MO30SM	Voltage: 12 kW: 0.5 B+: M8 Total length: 201.00 Drive type: Steel Gear type: DD B: 39.00
		111024#	Various Models		870646, Z1320F720, S115A12-2, S115A12-12, S11512-2, CA45H12-72, CA45G12-72, CA45F12-Y72, CA45F12-72	Voltage: 12 kW: 3.6 B+: M8 Total length: 370.50 Drive type: Steel Gear type: DD Mount. holes: 3 (0) Oil sealed A: 89.00 B: 47.45
		114107	Various Models		AZE4579, AZE4214, 11.131.984, 11.131.315, 9162904	Voltage: 12 kW: 3.2 B+: M10 Total length: 295.00 Gear type: GR Mount. holes: 3 (0) A: 88.88 B: 29.50

NEW PRODUCT
www.hc-cargo.com


MASSEY FERGUSON					
	HC-CARGO	Model		Replacing	Information
 	112313	Various Models		33835	Voltage: 12 kW: 0.5 B+: M6 Total length: 190.00 Drive type: Steel Gear type: DD Mount. holes: 3 (0) B: 29.00
MCCORMICK					
	HC-CARGO	Model		Replacing	Information
  <p>NEW PRODUCT www.hc-cargo.com</p>	114777	Tractor	MTX	AZJ3402, 11.131.218	Voltage: 12 kW: 3.0 B+: M8 B-: M8 Gear type: DD Mount. holes: 3 (0) Not Insulated return A: 89.00 B: 28.00
MERCEDES-BENZ					
	HC-CARGO	Model		Replacing	Information
 	110525	1000	1000	9007044002, 9000083054, 9000083028, 0001367303, 0001367301, 0001367300, 0001367059, 0001367034, 860130, 860109, 2998000, AZJ3548, AZJ3118, 11.130.412, 11.130.229, 26417, 9142746, 443115144726, 35259380, 19024223, 19024205	Voltage: 12 kW: 3.0 B+: M10 Total length: 341.00 Drive type: Steel Gear type: DD Mount. holes: 3 (0) A: 89.00 B: 48.00
MITSUBISHI					
	HC-CARGO	Model		Replacing	Information
 	110210	Various Models	Various Models (Tractors)	0001417051, 0001417038, 0001417001, 0001411009, 0001410024, 860506, 860132, 857468, 2998010, R23.05, R22.05, R20.42, 6050000, 0050000, AZK5191, 11.139.032, 9125010, 19024051	Voltage: 24 kW: 6.6 B+: M12 B-: M10 Total length: 407.00 Drive type: Steel Gear type: DD Mount. holes: 3 (0) A: 92.00 B: 48.50
NEW HOLLAND					
	HC-CARGO	Model		Replacing	Information
 	110539	8000	8080	0001418014, 0001413017, 19024008	Voltage: 12 kW: 3.6 B+: M10 B-: M10 Total length: 384.50 Drive type: Steel Gear type: DD Mount. holes: 3 (0) A: 92.00 B: 47.00
 	113968	8000	8260, 8360, 8560	0001369200, F1NN11000AA, F0NN7H022BA, 82013923, 82005343, AZJ3212, 11.130.659	Voltage: 12 kW: 3.6 B+: M8 Total length: 330.00 Drive type: Steel Gear type: DD Mount. holes: 3 (0) A: 92.00 B: 20.00















NEW HOLLAND				
	HC-CARGO	Model	Replacing	Information
 	113182	TL	TL Series	0001230023, 0001230010, 0001230007, AZF4155, 11.131.604, MSN2039 Voltage: 12 kW: 3.0 B+: M10 Total length: 320.00 Drive type: Steel Gear type: GR Mount. holes: 3 (0) A: 110.00 B: 30.00
 	113125	TX	TX34	SA764A, SA-764A, E9HZ11002A, E9HT11001BA, 323-840, 1993854, 1993767, 1990347, 10461011, 10461006 Voltage: 12 B+: 1/2" UNC Total length: 401.50 Drive type: Steel Gear type: DD Clutch type: Wet Mount. holes: 3 (0) Oil sealed A: 92.00 B: 48.25 <i>Replacing: 37MT, 41MT.</i>
 	114050	Various Models		0001230022, AZF4535, AZF4135, AZF4122, 11.131.520, 11.131.464, 11.130.999 Voltage: 12 kW: 4.2 B+: M10 30h: M10 Total length: 317.00 Gear type: GR Mount. holes: 3 (0) A: 89.00 B: 27.50
 	114196	Various Models		0001263020, 0001263019, 0001231027, 0001231026, AZF4295, 11.132.094 Voltage: 24 kW: 4.0 B+: M10 Total length: 317.00 Gear type: GR Mount. holes: 3 (0) A: 89.00 B: 27.60
 	114399	Various Models	428000-3140	Voltage: 12 kW: 2.7 B+: M10 Total length: 296.00 Drive type: Steel Gear type: GR Mount. holes: 2 (0) A: 89.00 B: 26.50
 	114021	Various Models	1230020	Voltage: 12 kW: 3.0 B+: M10 Total length: 314.00 Drive type: Steel Gear type: GR Mount. holes: 3 (0) A: 89.00 B: 29.00
PAYLOADER				
	HC-CARGO	Model	Replacing	Information
 	110523	Various Models	0001368088, 0001368007, 0001368001, 0001360035, 0001360030, 0001360014, 0001360012, 0001360003, LNS4524/17, 859539, R10.08, 6090000, AZJ3518, AZJ3132, 11.130.491, 11.130.172, 11.130.141, 11.130.075, 61924051, 26025117A, 9174602, 9124310, 443115174602, 19024813, 19024234, 19024226	Voltage: 24 kW: 4.8 B+: M10 Drive type: Steel Gear type: DD Mount. holes: 3 (0) A: 89.00 B: 27.50

RENAULT AGRICULTURE				
	HC-CARGO	Model	Replacing	Information
 	113532	Ares 710, 720, 725	AZJ3284, AZF4582, AZF4559, AZF4510, 11.131.929, 11.131.318, 11.131.167, 11.130.820, 11.130.748	Voltage: 12 kW: 3.0 B+: M10 Total length: 341.00 Drive type: Steel Gear type: DD Clutch type: Dry Mount. holes: 2 (0) A: 82.50 B: 34.00
SAME				
	HC-CARGO	Model	Replacing	Information
 	111645	Various Models	MO101/10, 3M0110/10	Voltage: 12 kW: 0.4 B+: M6 Total length: 182.00 Drive type: Steel Gear type: DD Mount. holes: 2 (0) A: 62.00 B: 27.50
SISU				
	HC-CARGO	Model	Replacing	Information
 	113484	SK SK 150	0001368039, 0001368037, AZJ3186, 11.130.595, 27305	Voltage: 24 kW: 4.0 B+: M10 Total length: 340.00 Drive type: Steel Gear type: DD Clutch type: Dry Mount. holes: 3 (0) A: 88.85 B: 47.50
STEYR				
	HC-CARGO	Model	Replacing	Information
 	110601	8000 Series 8300	BNG4/24CRS165SR, BNG4/24CR165SR, 0001416013, 0001415010, 0001414017, 0001410030, 0001410029, IM131, R23.13, 6130000, AZK5193, AZK5117, AZK5113, 11.139.034, 11.130.005, 10.130.121, 9125290, 9124340, 19024578	Voltage: 24 kW: 5.4 B+: M10 Total length: 384.25 Drive type: Steel Gear type: DD Mount. holes: 3 (0) A: 88.85 B: 47.50
VALTRA				
	HC-CARGO	Model	Replacing	Information
 	113484	400 Series, 600 Series 411, 611	0001368039, 0001368037, AZJ3186, 11.130.595, 27305	Voltage: 24 kW: 4.0 B+: M10 Total length: 340.00 Drive type: Steel Gear type: DD Clutch type: Dry Mount. holes: 3 (0) A: 88.85 B: 47.50
 	113901	A A75N, A85N, A95N	AZE4597, AZE4540, AZE4230, AZE4166, 11.132.101, 11.131.728, 11.131.426, 11.131.116	Voltage: 12 kW: 3.0 B+: M10 Total length: 297.50 Drive type: Steel Gear type: GR Mount. holes: 3 (0) A: 89.00 B: 48.00

VALTRA				
	HC-CARGO	Model	Replacing	Information
 	113570	T T120, T130, T140, T160, T170	0001260026, 0001260025, AZF4513, AZF4190, 11.131.727, 11.131.542, 11.130.836	Voltage: 12 kW: 4.0 B+: M10 Total length: 320.00 Drive type: Steel Gear type: GR Clutch type: Dry Mount. holes: 3 (0) A: 89.00 B: 48.00
VARIOUS AGRICULTURE VEHICLES				
	HC-CARGO	Model	Replacing	Information
 	110182		M3T10476D, M3T10476, M3T10475, M3T10473, MOT92581, MOT84381A, MOT84381, M003T10476D, M003T10476	Voltage: 12 kW: 0.9 B+: M8 Total length: 201.50 Drive type: Steel Gear type: DD Mount. holes: 2 (0) A: 74.00 B: 18.00
 	110245		128000-6841, 128000- 6840, 128000-6621, 128000-6620, 028000- 8434, 028000-8432, 028000-8431, TM000A07101, MG120559, MG117559, M40237	Voltage: 12 kW: 1.7 B+: M8 Total length: 196.00 Drive type: Steel Gear type: GR Mount. holes: 2 (0) A: 82.50 B: 26.00
 	110246		228000-1061, 228000- 1060, 128000-4900, 028000-6140	Voltage: 12 kW: 1.4 B+: M8 Total length: 212.00 Drive type: Steel Gear type: GR Mount. holes: 2 (0) A: 66.00 B: 18.00
 	110356		228000-1050, 128000- 2131, 128000-2130	Voltage: 12 kW: 1.4 B+: M8 Total length: 207.20 Drive type: Steel Gear type: GR Mount. holes: 2 (0) A: 82.40 B: 25.00
 	110421		028000-9570, 028000- 8890, 028000-7471, 028000-7470, 028000- 7462, 028000-7461, 028000-7460, 26925240A, M3T49982, M3T49981, M3T33481, M3T33181, M3T29681, M003T49982, M003T49981, M003T33481, M003T33181	Voltage: 12 kW: 0.8 B+: M8 Total length: 188.00 Drive type: Steel Gear type: DD Mount. holes: 2 (0) A: 66.00 B: 16.00
 	110436		323-855, 323-830, 323- 829, 1993983, 1993961, 1993943, 1993942, 1993939, 1993938, 1993937, 1993935	Voltage: 12 B+: 1/2" UNC Total length: 506.00 Drive type: Steel Gear type: DD Mount. holes: 3 (0) Insulated return Oil sealed A: 92.00 B: 46.00 <i>Replacing: 42MT.</i>

VARIOUS AGRICULTURE VEHICLES

	HC-CARGO	Model	Replacing	Information
		110447	428000-2640, 228000-7151, 228000-7150, 228000-0981, 228000-0980, 228000-0970, 228000-0800	Voltage: 12 kW: 1.0 B+: M8 Total length: 199.50 Drive type: Steel Gear type: GR Clutch type: Dry Mount. holes: 2 (0) A: 66.00 B: 17.00
		110461	0001362307, 0001358202, 0001358201, 0001358200, 755F11000AB, 755F11000AA, 715F11000MA, 5003643, 1653210, 1653206, AZJ3279, 11.130.769, NSB521, 27577A, 27577, 27567, 27531, 27501E, 27501B, 27501A, 27501, 26407, 26388, 26356, 26355, 63227501, 9142860, 9142724	Voltage: 12 kW: 2.8 B+: M8 30h: M5 Total length: 272.00 Drive type: Steel Gear type: DD Mount. holes: 3 (0) A: 92.00 B: 21.00
		110464	AZJ3324, 11.130.795, NSB515, LRS138, 27489, 27476, 27465, 27419D, 27419A, 27419, 26286J, 26286H, 26286F, 26286E, 26286A, 63227489, 91428729	Voltage: 12 kW: 2.1 B+: M8 Total length: 336.50 Drive type: Steel Gear type: DD Mount. holes: 3 (0) A: 89.00 B: 29.50
		110468	1998267, 1998266, 1109091, 1109090, 1108197, 1107378, 1107377	Voltage: 12 B+: 3/8" UNC 15a: 8-32 UNC Total length: 307.00 Drive type: Steel Gear type: DD Clutch type: Wet Mount. holes: 3 (0) Oil sealed A: 88.65 B: 20.50 <i>Replacing: 10MT.</i>
		110469	1998281, 1998270, 1998269, 1109093, 1108421, 1107203, 10455355, 10455340, 10455304	Voltage: 12 B+: M10 15a: M5 Total length: 306.70 Drive type: Steel Gear type: DD Clutch type: Dry Mount. holes: 3 (0) A: 88.60 B: 44.50 <i>Replacing: 10MT.</i>
		110512	BNG4/24CRS163, BNG4/24CR231, BNG4/24, 0001416054, 0001416047, 0001416024, 0001416022, 0001415002, IM522, R23.25, R23.17, R23.16, R20Z, R20.17, 6250000, 6160000, AZK5412, AZK5194, AZK5104, 11.139.052, 11.139.035, 11.130.115, 10.130.123, 22615, 9125340, 9125320, 19024556, 19024550, 19024024, D13E81T, D13E81, D13E69T, D13E69, D13E63T, D13E63, 076571	Voltage: 24 kW: 5.4 B+: M10 Total length: 384.00 Drive type: Steel Gear type: DD Mount. holes: 3 (0) A: 89.00 B: 48.00

VARIOUS AGRICULTURE VEHICLES		HC-CARGO	Model	Replacing	Information
		110534		0001416035, 0001416030, 0001410109, 0001410099, 0001410063, 0001410053, R23.18, 6180000, 9125370, 19024030	Voltage: 24 kW: 5.4 B+: M10 Total length: 390.00 Drive type: Steel Gear type: DD Mount. holes: 3 (0) A: 89.00 B: 47.00
		110635		497596, 435307, 394808, 394674, 393017	Voltage: 12 kW: 0.5 B+: M6 Total length: 169.00 Drive type: Steel Gear type: DD Clutch type: Dry Mount. holes: 2 (0) B: 15.60
		110637		0001160002, M0101, 3M0101	Voltage: 12 kW: 0.4 B+: M6 Total length: 182.00 Drive type: Steel Gear type: DD Mount. holes: 2 (0) A: 62.00 B: 27.50
		110817		27427E, 27427A, 27427, 27424B, 27424A, 27424, 26310H, 26310F, 26310E, 26310D, 26310A, 26310, 26285F	Voltage: 12 kW: 2.1 B+: M8 Total length: 315.00 Drive type: Steel Gear type: DD Mount. holes: 3 (0) A: 88.80 B: 25.00
		110940		228000-6250, 228000- 1071, 228000-1070, 228000-1041, 228000- 1040, 228000-1002, 228000-1001	Voltage: 12 kW: 1.4 B+: M8 Total length: 212.00 Drive type: Steel Gear type: GR Mount. holes: 2 (0) A: 82.50 B: 26.50
		110949		SM56662, SM18190, SM17705, 5666240MO30SM, 5666240-MO30SM, 5666220MO30SM, 5213140MO30SM	Voltage: 12 kW: 0.6 B+: M6 Total length: 215.25 Drive type: Bronze Gear type: DD A: 63.40 B: 45.80
		111015		0001108129, 0001107085, 0001107062, 0001107033, AZD2127, 11.131.928, 63521070, D6RA52, D6RA22	Voltage: 12 kW: 1.1 B+: M8 Total length: 216.25 Drive type: Steel Gear type: GR Clutch type: Dry Mount. holes: 2 (0) A: 76.00 B: 15.00

VARIOUS AGRICULTURE VEHICLES





		HC-CARGO	Model	Replacing	Information
		111021		228000-7671, 228000-3660, 228000-1531, 228000-1530, 228000-0991, 228000-0990, 228000-0150	Voltage: 12 kW: 1.4 B+: M8 Total length: 209.50 Drive type: Steel Gear type: GR Mount. holes: 2 (0) A: 66.00 B: 18.00
		111049		1998576, 1109439	Voltage: 12 B+: M8 15a: M5 Total length: 304.00 Drive type: Steel Gear type: DD Clutch type: Wet Mount. holes: 3 (0) Oil sealed A: 88.90 B: 46.25 <i>Replacing: 10MT.</i>
		111197		228000-5273, 228000-5270, 228000-4750, 228000-4593, 228000-4592, 228000-4591, 228000-4590	Voltage: 12 kW: 2.0 B+: M8 Total length: 232.40 Drive type: Steel Gear type: GR Mount. holes: 2 (0) A: 82.55 B: 26.00
		111249		BNG4/24CRS165BR, BNG4/24CR165BR, 0001416027, 0001416017, 0001414018, 0001402058, 0001402056, R23.14, 6140000, 9125300, 19024554, 19024027	Voltage: 24 kW: 5.4 B+: M10 Total length: 381.80 Drive type: Bronze Gear type: DD Mount. holes: 3 (0) Waterproof A: 89.00 B: 48.25
		111284		63217163, 63217106, 063217163010	Voltage: 12 kW: 2.5 B+: M10 Total length: 296.00 Drive type: Steel Gear type: DD Mount. holes: 2 (0) A: 82.00 B: 21.00
		111573		0001359116, 27526D, 27526A, 27526, 27513A, 27513, 26376L, 26376K, 26376A, 26376, 26351, 26343K, 26343D, 26343B	Voltage: 12 kW: 2.8 B+: M8 Total length: 311.00 Drive type: Steel Gear type: DD/GR Mount. holes: 3 (0) A: 101.00 B: 25.50
		111574		858762, 27595, 27564F, 27564A, 27564, 26025110A	Voltage: 12 kW: 2.8 B+: M8 Total length: 340.00 Drive type: Steel Gear type: DD Mount. holes: 3 (0) A: 88.75 B: 47.15














VARIOUS AGRICULTURE VEHICLES		HC-CARGO	Model	Replacing	Information
		111622		228000-0951, 228000-0950	Voltage: 12 kW: 1.2 B+: M8 Total length: 177.50 Drive type: Steel Gear type: GR Clutch type: Wet Mount. holes: 2 (0) A: 66.30 B: 18.00
		111646		PN001/3, 3PN0001/3	Voltage: 12 kW: 0.2 B+: M6 Total length: 181.00 Drive type: Steel Gear type: DD Mount. holes: 2 (0) B: 13.50
		111701		SMH12C1, SM56659, SM15745, 5666740MO30SM, 5666740, 5665940MO30SM, 5665940-MO30SM, 5665940	Voltage: 12 kW: 0.8 B+: M8 Total length: 251.25 Drive type: Steel Gear type: DD Mount. holes: 4 (3) A: 69.60 B: 56.30
		111804		396306, 394807, 391178	Voltage: 12 kW: 0.6 B+: 1/4" UNC Total length: 182.00 Drive type: Plastic Gear type: DD Mount. holes: 2 (0) B: 50.00
		111855		0001223002, 0001218772, 0001218172, 0001109370, AZE4535, AZE4202, 11.131.951, 11.131.109, 9142900, 9142726, 443115142726	Voltage: 12 kW: 2.2 B+: M8 Total length: 267.00 Drive type: Steel Gear type: GR Clutch type: Dry Mount. holes: 2 (0) A: 82.50 B: 23.00
		111911		0001108442, 0001108401, 0001108231, 0001108230, 0001108190, 0001108157, 0001108108, 0001107443, 428000-0670, 63293537, 63280070, 63223537, 63111006	Voltage: 12 kW: 1.4 B+: M8 30h: M5 Total length: 231.50 Drive type: Steel Gear type: GR Clutch type: Dry Mount. holes: 3 (2) A: 76.00 B: 20.50
		112041		0001362700, AZJ3177, 11.130.565	Voltage: 12 kW: 2.2 B+: M10 Total length: 293.00 Drive type: Steel Gear type: DD Clutch type: Dry Mount. holes: 3 (0) A: 82.50 B: 23.00
		112242		498148, 495100, 399928	Voltage: 12 kW: 0.6 B+: M6 Total length: 182.00 Drive type: Steel Gear type: DD Mount. holes: 2 (0) B: 10.00








VARIOUS AGRICULTURE VEHICLES

	HC-CARGO	Model	Replacing	Information
		112249	0001366025, 0001354095, 0001354088, 0001354031, AZJ3197, AZJ3155, 11.130.620, 11.130.531, MEO6005	Voltage: 12 kW: 2.7 B+: M10 Total length: 295.00 Drive type: Steel Gear type: GR Mount. holes: 2 (0) A: 82.50 B: 21.50
		112339	PN0001, 3PN0001	Voltage: 12 kW: 0.3 B+: M6 Total length: 180.00 Drive type: Steel Gear type: DD Mount. holes: 2 (0) B: 18.00
		113208	228000-4620	Voltage: 12 kW: 0.8 B+: M8 Total length: 180.00 Drive type: Steel Gear type: DD Mount. holes: 2 (2) A: 73.90 B: 20.00
		113671	SM11	Voltage: 12 B+: M6 Total length: 164.00 Drive type: Steel Gear type: GR Mount. holes: 2 (0)
		114170	1368004	Voltage: 24 kW: 4.0 B+: M10 Total length: 340.00 Gear type: DD Mount. holes: 2 (0) A: 89.00 B: 48.20
		114375	228000-9480	Voltage: 12 kW: 0.6 B+: M8 Total length: 181.50 Drive type: Steel Gear type: DD Mount. holes: 2 (2) A: 70.00 B: 13.25
		114446	1416046	Voltage: 24 kW: 5.4 B+: M10 Total length: 387.00 Drive type: Steel Gear type: DD Mount. holes: 3 (0) A: 92.00 B: 47.50
		114474	M8T60972, M8T60971, M008T60972, 0-24000- 3041, 0-24000-3040	Voltage: 24 kW: 5.0 B+: M10 Total length: 287.00 Gear type: GR Mount. holes: 2 (0) A: 95.00 B: 45.00

VARIOUS AGRICULTURE VEHICLES		HC-CARGO	Model	Replacing	Information
		114478		1363113	Voltage: 24 kW: 3.2 B+: M10 Gear type: GR Mount. holes: 2 (0) A: 82.50 B: 23.00
		114517		498149	Voltage: 12 B+: 1/4" UNC Total length: 169.00 Drive type: Plastic Gear type: DD Mount. holes: 2 (0) B: 12.00
		114519		693552	Voltage: 12 kW: 1.0 B+: 1/4" UNC Total length: 182.00 Drive type: Steel Gear type: DD Mount. holes: 2 (0) B: 13.00
		114677		AZE2662, AZE2605, 11.131.527, 11.130.922	Voltage: 12 kW: 2.0 B+: M8 Total length: 232.00 Drive type: Steel Gear type: GR Mount. holes: 2 (0) A: 82.50 B: 40.50
		114696		MOT60481, 30L66-10600	Voltage: 12 kW: 1.2 B+: M8 Total length: 207.00 Gear type: GR Mount. holes: 2 (2) Not Insulated return A: 77.00 B: 16.00
		114738		228000-6652, 228000- 6651, 228000-6650	Voltage: 12 kW: 1.4 B+: M8 Total length: 218.00 Gear type: GR Mount. holes: 2 (0) Not Insulated return A: 88.80 B: 48.00
	 NEW PRODUCT www.hc-cargo.com	114739		228000-5750	Voltage: 12 kW: 0.8 B+: M8 Total length: 202.00 Gear type: GR Mount. holes: 2 (0) A: 95.00 B: 20.00
	 NEW PRODUCT www.hc-cargo.com	114748		128000-5590	Voltage: 12 kW: 1.4 B+: M8 15a: M4 Total length: 189.00 Gear type: GR Mount. holes: 2 (0) Not Insulated return A: 89.00 B: 20.00

VARIOUS AGRICULTURE VEHICLES				
	HC-CARGO	Model	Replacing	Information
	114824		AZF4571, AZF4292, 11.132.083, 11.131.254	Voltage: 24 kW: 4.0 B+: M10 Total length: 320.50 Gear type: GR Mount. holes: 3 (0) A: 88.90 B: 47.00
	NEW PRODUCT www.hc-cargo.com	114891	428000-1591, 428000- 1590	Voltage: 12 kW: 1.1 B+: M8 Total length: 211.50 Gear type: GR Mount. holes: 2 (0) A: 80.00 B: 20.00
	NEW PRODUCT www.hc-cargo.com	115324	0001366010	Voltage: 12 kW: 1.9 B+: M10 Total length: 292.00 Gear type: DD Mount. holes: 2 (0) A: 82.50 B: 21.00
	NEW PRODUCT www.hc-cargo.com	115329	0001107046, 0001107040, AZE2649, 11.131.299	Voltage: 12 kW: 1.2 B+: M8 Total length: 212.00 Gear type: GR Mount. holes: 2 (0) A: 76.20 B: 16.00
	NEW PRODUCT www.hc-cargo.com	115388	6502540M030SM	Voltage: 12 B+: 1/4" UNC Gear type: PMDD Mount. holes: 2 (0) Not Insulated return B: 40.00
	NEW PRODUCT www.hc-cargo.com	115391*	77FB10300GB, 77FB10300GA, AZF4146, 11.131.573	Voltage: 12 kW: 4.0 Gear type: GR Mount. holes: 3 (0)
	NEW PRODUCT www.hc-cargo.com	115392*	AZF4147, 11.131.574	Voltage: 12 kW: 4.0 Gear type: GR Mount. holes: 3 (0)
	NEW PRODUCT www.hc-cargo.com	115393	AZF4148, 11.131.575	Voltage: 12 kW: 4.0 B+: M10 Total length: 321.00 Gear type: GR Mount. holes: 3 (0) Not Insulated return A: 89.00 B: 29.50


VARIOUS AGRICULTURE VEHICLES					
	HC-CARGO	Model		Replacing	Information
	115406*			31200-ZF5A-L310, 31200-ZF5-L32	Voltage: 12
					
	115428			0001354094, 0001354026	Voltage: 12 kW: 1.8 B+: M10 Total length: 323.00 Gear type: DD Mount. holes: 2 (0) A: 82.30 B: 20.60
					
	115469*			715208	Voltage: 12 Mount. holes: 2 (0)
					
	115590			1510003	Voltage: 24 kW: 9.0 B+: M12 B-: M12 Gear type: DD Mount. holes: 0 (0) Insulated return A: 68.00 B: 37.50
					
	115591*			694504	Voltage: 12
					
	115592*			695479	Voltage: 12
VOLVO BM					
	HC-CARGO	Model		Replacing	Information
	113482	800, 2600, SM	861, 2650, 2654, SM 868	0001367046, 0001367045, 0001359089, 0001359087, 0001359044, 0001359013, AZJ3310, 11.130.881	Voltage: 12 kW: 3.0 B+: M10 Total length: 338.50 Drive type: Steel Gear type: DD Clutch type: Wet Mount. holes: 3 (0) A: 88.75 B: 47.00
					

VOLVO BM				
	HC-CARGO	Model	Replacing	Information
 9	113850	A	A20	0001416059, AZK5467, 19024101 Voltage: 24 kW: 5.4 B+: M10 B-: M10 Total length: 387.00 Drive type: Steel Gear type: DD Clutch type: Dry Mount. holes: 3 (0) Not Insulated return Oil sealed A: 89.00 B: 48.00
 11	110207	L	L 160	0001417035, 0001416070, 0001416007, 0001416005, 0001415013, 0001414019, 0001410046, 0001402057, 110207, S115A24-21, 2998008, 1327A601, 1327A600, R23.10, 6100000, 11.139.106, 9125240, 19024553, 19024013 Voltage: 24 kW: 5.4 B+: M10 B-: M10 Total length: 387.00 Drive type: Steel Gear type: DD Mount. holes: 3 (0) A: 89.00 B: 47.00
 9	112132	LM	LM 621, LM 641, LM 841, LM 845	0001368030, 0001360036, 0001360023, AZJ3277, 11.130.766 Voltage: 24 kW: 4.0 B+: M10 Total length: 339.00 Drive type: Steel Gear type: DD Mount. holes: 3 (0) Oil sealed A: 88.70 B: 47.00
 9	110537	T	T350, T800, T810, T814	BNG4/12CR247, BNG4/12CR215, 0001418012, 0001418001, 0001413006, 0001413002, 0001413001, 0001401066, AZK5196, AZK5195, AZK5168, AZK5106, AZK5105, 11.139.037, 11.139.036, 11.139.008, 11.130.126, 19024562, 19024561, 19024000 Voltage: 12 kW: 3.6 B+: M10 B-: M10 Total length: 384.50 Drive type: Steel Gear type: DD Mount. holes: 3 (0) A: 89.00 B: 47.00
 9	111217	T	T800, T810	BNG4/12CR222, 0001418004, 0001418003, 0001413010, 0001413007, 0001401068, 0001401052, 0001401028, AZK5511, AZK5457, AZK5449, AZK5192, AZK5112, 11.139.108, 11.139.098, 11.139.033, 11.130.142, MT38RA, MT38R, MT38M, 19024566, 19024565 Voltage: 12 kW: 3.0 B+: M10 B-: M10 Total length: 386.50 Drive type: Steel Gear type: DD Mount. holes: 3 (0) A: 89.00 B: 48.00
YANMAR				
	HC-CARGO	Model	Replacing	Information
 11	112674	YM	YM1300, YM1500	S114-230A, S114-203 Voltage: 12 kW: 1.3 B+: M8 Total length: 208.00 Drive type: Steel Gear type: DD Clutch type: Wet Mount. holes: 2 (0) A: 89.00 B: 24.00
 9	113680	YM	YM1300	S114-656A, S114-656 Voltage: 12 kW: 0.9 B+: M8 Total length: 189.00 Drive type: Steel Gear type: GR Mount. holes: 2 (0) A: 88.70 B: 16.00



DC Motors

Edition 2015/2016




VARIOUS AGRICULTURE VEHICLES




	HC-CARGO	Model	Replacing	Information
	114858		24MD22STWAZ, 104024Z, 104012Z	Voltage: 24 kW: 2.0 Length: 193.00
	114862		24MD22TWA, 104024	Voltage: 24 kW: 2.0 Length: 179.80
	114863		24MD22TVR2, 24MD22TVR1, 24MD22TVR, 1500VB	Voltage: 24 kW: 2.0 Length: 181.66



Dynastarters

Edition 2015/2016




BCS					
	HC-CARGO	Model		Replacing	Information
	110060	600, 700	601, 715, 725	0010300100, 0010300006, 0010300004, 0010300002, 19025600	Voltage: 12 Ampere: 11 kW: 0.9 Pulley: w/o Length: 236.50 Regulator: HC-CARGO 235781. Solenoid: HC-CARGO 133695.
GOLDONI					
	HC-CARGO	Model		Replacing	Information
	110060	600	611	0010300100, 0010300006, 0010300004, 0010300002, 19025600	Voltage: 12 Ampere: 11 kW: 0.9 Pulley: w/o Length: 236.50 Regulator: HC-CARGO 235781. Solenoid: HC-CARGO 133695.
JOHN DEERE					
	HC-CARGO	Model		Replacing	Information
	113145	Gator	Various Models	GSB107-06F, GSB107-06E, GSB107-06	Voltage: 12 Ampere: 15 kW: 0.75 Pulley: w/o Length: 241.50 Not Insulated return Regulator: HC-CARGO 233625.



Alternator parts

Edition 2015/2016



REGULATORS/RECTIFIERS
14 VOLT
234167# Regulator/Rectifier

Replacing: 493219


 Dist. mount. holes:
66.35

234170 Regulator/Rectifier

Replacing: 691188, 491546



Amp: 9

REGULATORS

14 VOLT

130883 Regulator

Replacing: RB340, ncb132, ncb130, 37573, 37572, 37570, 37563a, 37563, 37542, 37451, 37362, 37344



Amp: 22

Dist. mount. holes:
115.85

Regulator type: Electronic

130884 Regulator

Replacing: ncb131, ncb121, 37574a, 37574, 37568, 37543, 37529, 37342



Amp: 25

Dist. mount. holes:
113.60

REGULATORS

14 VOLT

130505 Regulator

Servicing: 10DN, 20DN

Replacing: d663, d6353, d635, d634, d632, d631, 1119519, 1119515, 1119512, 1119507, 1119506









Voltage setting:
14.5

Dist. mount. holes:
91.00

Terminal type: F-S-B+-L
Regulator type: Electronic

REGULATORS			
14 VOLT			
130032 Regulator Servicing: 0101302022, 0101302023, 0101302027, 0101302067, 0101302068, 0101302069, 0101302070, 0101302075, 0101302076, 0101302085 Replacing: 0190350079, 0190350069, 0190350059, 0190350054, 0190350039, 0190350038, 0190350005, 0190309038			
	Amp: 30 Watt: 360	D+ type: Screw Dist. mount. holes: 125.00	Terminal type: D+ - DF-B+ Regulator type: Mechanical
130033 Regulator Replacing: ncb136, ncb134, 37592, 37577, 37503, 37432			
	Amp: 11	D+ type: Spade Dist. mount. holes: 119.00	Terminal type: E-D-WL-F-B Regulator type: Mechanical
130038 Regulator Replacing: ncb114, ncb113, 37399, 37396, 37277, 37274, 37258, 37230, 37229, 37198, 37197			
	Amp: 9-12	Dist. mount. holes: 94.00	Regulator type: Mechanical
130039 Regulator Replacing: ncb112, 37395, 37228			
	Amp: 9-12	Dist. mount. holes: 108.00	Regulator type: Mechanical
130040 Regulator Replacing: ncb119, 37407, 37403, 37397, 37388, 37327			
	Amp: 9-12	D+ type: Spade Dist. mount. holes: 111.00	Regulator type: Mechanical
130041 Regulator Replacing: ncb120, ncb118, 37408, 37405, 37398, 37365			
	Amp: 9-12	D+ type: Spade Dist. mount. holes: 96.50	Regulator type: Mechanical
235781 Regulator Servicing: 0010300100, 0101209016, 0101209033, 0101209039, LJ/GEH90/12/1800F, LJ/GEH90/12/2300R Replacing: F026T02200, 9190215028, 9120215028, 0190350045, 0190350009, 0190309032, 0190215037, 0190215029, 11.125.078			
	Amp: 11 Watt: 130	D+ type: Screw Dist. mount. holes: 95.00	Regulator type: Electronic

	EL. SPECIFICATIONS	DIMENSIONS	ADDITIONAL SPECIFICATIONS
235782 Regulator Servicing: 0101302004, 0101302035, 0101302038, 0101302039, 0101302044, 0101353005, 0101353037, 0101354023, 0101355016, 0101355042 Replacing: F026T02201, 0190350046, 0190309015, 0190309012, 0190309003, 0190215036, 0190215031, 0190215030			
	Amp: 16 Watt: 192	D+ type: Screw Dist. mount. holes: 95.00	Regulator type: Electronic
235783 Regulator Servicing: 0101206009, 0101206011, 0101206012, 0101206043, 0101207005, LJ/GEG160/12/2500 Replacing: F026T02202, 9190083000, 9190082001, 0190309037, 0190309029, 0190309028, 0190309016, 0190309004			
	Amp: 20 Watt: 240	D+ type: Screw Dist. mount. holes: 95.00	Regulator type: Electronic
235784 Regulator Replacing: F026T02203, 0190350055, 0190350013, 0190350007, 0190350006, 0190309018, 0190215034			
	Amp: 25 Watt: 300	Dist. mount. holes: 95.00	Regulator type: Electronic
235785 Regulator Servicing: 0101302067, 0101302068, 0101302069, 0101302070, 0101302075, 0101302076, 0101302085, 0101302086, 0101302089, 0101302090 Replacing: F026T02204, 0190350068			
	Amp: 30 Watt: 360	Dist. mount. holes: 94.00	Regulator type: Electronic
235786 Regulator Servicing: 0101206063, 0101206064, 0101206116, 0101206117, 0101302074, 0101302083, 0101302107, 0101302108, 0101356005, 0101356013 Replacing: F026T02205, 0190350063, 0190350041, 0190350040, 0190350034, 0190350015, 0190309040, 0190309020			
	Amp: 38 Watt: 456	D+ type: Screw Dist. mount. holes: 95.00	Regulator type: Electronic
28 VOLT			
130037# Regulator Servicing: 0101402060, 0101402061, 0101402062, 0101402065, 0101402088, 0101402089, 0101402099, LJ/GK300/24/1300A Replacing: 0190118005, 0190117009, 0190117004, 0190103008, 0190103002, 0190101012, 0190101011, 0190101007, 11.125.071			
	Amp: 19 Watt: 450	D+ type: Screw Dist. mount. holes: 125.00	Terminal type: D+ - DF-B+ Regulator type: Mechanical

REGULATORS

14 VOLT

235781 Regulator

Servicing: 0010300100, 0101209016, 0101209033, 0101209039, LJ/GEH90/12/1800F, LJ/GEH90/12/2300R

Replacing: F026T02200, 9190215028, 9120215028, 0190350045, 0190350009, 0190309032, 0190215037, 0190215029, 11.125.078



Amp: 11
Watt: 130

D+ type: Screw
Dist. mount. holes:
95.00

Regulator type: Electronic

235784 Regulator

Replacing: F026T02203, 0190350055, 0190350013, 0190350007, 0190350006, 0190309018, 0190215034



Amp: 25
Watt: 300

Dist. mount. holes:
95.00

Regulator type: Electronic

235785 Regulator

Servicing: 0101302067, 0101302068, 0101302069, 0101302070, 0101302075, 0101302076, 0101302085, 0101302086, 0101302089, 0101302090

Replacing: F026T02204, 0190350068



Amp: 30
Watt: 360


Dist. mount. holes:
94.00

Regulator type: Electronic



Starter parts

Edition 2015/2016



DRIVES
137278 Drive Kit

 Servicing: 390838, 391178, 392749, 393499, 394807, 394943
 Replacing: 391461

Gear: HC-CARGO 139395.


No./ teeth: 16

139417 Drive Kit

 Servicing: 394808, 396306, 399169, 490420, 494148, 494198, 494990, 495100, 498148
 Replacing: 696539, 495877, 490467, 393254

Gear: HC-CARGO 139395.

 ID 16.20, OD: 40.00
 Total length: 11.55

 No./ teeth: 16
 Splines A: 3

139418 Drive Kit

 Servicing: 394805, 394808, 396306, 399169, 399928, 490420, 494148, 494198, 494990,
 495100, 498148
 Replacing: 696540, 495878, 490771, 490421, 396865, 3886

Gear: HC-CARGO 139395.

230399 Drive Kit

 Servicing: 490753, 495104
 Replacing: 491836

 OD: 40.00
 Total length: 19.50

No./ teeth: 16

230400 Drive Kit

 Servicing: 497401, 497594, 497595, 497596, 499521, 693054
 Replacing: 497606

w/ snap ring.

 OD: 41.00
 Total length: 11.50




No./ teeth: 16

DRIVE PARTS
PINION
139395 Pinion

 Servicing: 390838, 394805, 399928, 491334, 495102, 497596, 498148
 Replacing: 693059, 4114, 280104

 ID 20.50, OD: 41.00
 Height: 11.50

 No./ teeth: 16
 Splines: 2

EL. SPECIFICATIONS	DIMENSIONS	ADDITIONAL SPECIFICATIONS
234466 Pinion Replacing: all caps		
	ID 15.90, OD: 40.60/1.60" Height: 19.80/0.78"	No./ teeth: 16 Splines: 2
235627 Pinion Servicing: 693551, 693552, 695479 Replacing: 693713		
	ID 16.20, OD: 40.85 Total length: 13.80	No./ teeth: 14 Rotation: ACR Splines A: 2
CLUTCHES		
234211 Clutch Servicing: 393499, 394805, 394807, 394808, 394943, 396306, 399169, 399928, 490420, 491308, 494148, 494198, 494990, 495100, 497401 Replacing: 692024, 398003, 391135		
		

DRIVES
DRIVE PARTS
PINION

234121# Pinion

 Servicing: 33835
 Replacing: 33844

 ID 10.25, OD: 32.00
 Height: 31.00

No./ teeth: 11

234122# Pinion

 Servicing: 34934, 35707, 35709, 36086, 36123
 Replacing: 34949a

 ID 9.70, OD: 26.90
 Height: 20.30

No./ teeth: 9

DRIVES		EL. SPECIFICATIONS	DIMENSIONS	ADDITIONAL SPECIFICATIONS
135400 Drive		Servicing: 0139940m030sm, 0228940mo30sm, 0246540mo30sm, 0246640MO30SM, 0319940m030sm, 0996340mo30sm, 1065221mo30sm, 1097028m030sm Replacing: DV70175, dv18019, 7017540DV30SM, 7017540, 1801940dv30sm, 1801940		
Bronze.				
		ID 12.85, OD: 31.75 Total length: 36.75	No./ teeth: 10 Rotation: ACR Splines A: 6	
135401 Drive		Servicing: 0255640-mo30sm, 4411940-m030sm, sm02556, sm44119, SM48510 Replacing: dv16375, 1637540dv30sm		
Bronze.				
		ID 12.85, OD: 43.00 OD/ housing: 41.30 Total length: 36.40	No./ teeth: 11 Rotation: ACR Splines A: 6	
135402 Drive		Servicing: 0814240M030SM, 4820440M030SM, 4820540M030SM, 4886540mo30sm, 5275640M030SM, 5672740M030SM, sm08142, sm14916, sm17183 Replacing: dv70104, dv47871, dv08154, 7010440dv30sm, 4787140dv30sm, 0815440dv30sm		
Bronze.				
		ID 12.15, OD: 27.00 Total length: 35.65	No./ teeth: 8 Rotation: ACR Splines A: 6	
135403 Drive		Servicing: 0996140mo30sm, sm09961, smh12b31, SMH12B37 Replacing: dv02557, 0255740dv30sm		
Bronze.				
		ID 12.15, OD: 29.00 OD/ housing: 41.75 Total length: 35.00	No./ teeth: 9 Rotation: ACR Splines A: 6	
135404 Drive		Servicing: 1122940-m030sm, 1574440M030SM, 1574540mo30sm, 1799640M030SM, 5059240M030SM, 5071240M030SM, SM002610, sm02610, sm10629 Replacing: dv20346, 2034640dv30sm		
Bronze.				
		ID 13.00, OD: 36.55 OD/ housing: 41.80 Total length: 35.50	No./ teeth: 9 Rotation: ACR Splines A: 6	
135406 Drive		Servicing: 4412040M030SM, 5273440M030SM, sm44120 Replacing: dv44192, 4419240dv30sm		
Bronze.				
		ID 12.85, OD: 29.00 OD/ housing: 41.75 Total length: 36.85	No./ teeth: 9 Rotation: ACR Splines A: 6	

EL. SPECIFICATIONS	DIMENSIONS	ADDITIONAL SPECIFICATIONS
--------------------	------------	---------------------------

135408 Drive

Servicing: 1819040-mo30sm, 1819040mo30sm, 1819140M030SM, 2134940-M030SM,
 2134940Mo30SM, 5213140-m030sm, 5213140M030SM
 Replacing: dv18200, 1820040dv30sm

Bronze.


ID 12.15, OD: 29.00
 OD/ housing: 41.50
 Total length: 36.55

No./ teeth: 9
 Rotation: ACR
 Splines A: 6

135409 Drive

Servicing: 0599440-m030sm, 0599540mo30sm, 1570140mo30sm, 1635340-m030sm,
 4733040mo30sm, 5129640mo30sm, 5665740M030SM
 Replacing: dv551067as, dv551067a, dv551067, dv47338, 5695KT30SM, 5695340KT30SM,
 4733840dv30sm



ID 10.45, OD: 32.25
 Total length: 28.00

No./ teeth: 10
 Rotation: ACR
 Splines A: 7

135410 Drive

Servicing: smh12a102, smh12a201, smh12a202, SMH13A102, SMH13A201, SMH13A202,
 SMH13A62
 Replacing: dv551092as, dv551092a

Bronze.


ID 10.50, OD: 32.20
 OD/ housing: 41.75
 Total length: 30.00

No./ teeth: 10
 Rotation: ACR
 Splines A: 4

135411# Drive

Servicing: smh12a11
 Replacing: dv551068a

Bronze.


ID 10.50, OD: 38.75
 OD/ housing: 41.20
 Total length: 30.85

No./ teeth: 18
 Splines A: 7

230399 Drive Kit

Servicing: 6013840Mo30SM, 6019440mo30sm
 Replacing: 6024140ge30sm



OD: 40.00
 Total length: 19.50

No./ teeth: 16

DRIVE PARTS

PINION

139395 Pinion

Replacing: 280104




ID 20.50, OD: 41.00
 Height: 11.50

No./ teeth: 16
 Splines: 2

SOLENOIDS
12 VOLT
231525 Solenoid

Replacing: all caps


Insulated return.

 Voltage: 12
Amp: 80

 B+: 1/4"-20
Height/B+: 18.00
Kl. 15a: 10-24 UNC
Kl. 50: 10-24 UNC
Total length: 66.45
Coil bolt: 1/4"-20
Coil bolt 2: 18.00

No./ terminal: 4

231526 Solenoid

Replacing: all caps


Relay w/ 1/4" B+: HC-CARGO 234070.

 Voltage: 12
Amp: 80

 B+: 5/16-24
Height/B+: 9.50
Kl. 50: M4
Width/ kl. 50: 10.20
OD: 55.85
Total length: 55.15
Coil bolt: 5/16"-24
Coil bolt 2: 9.50

No./ terminal: 3

231527 Solenoid

Replacing: all caps



 Voltage: 12
Amp: 80

 B+: 5/16-24
Height/B+: 11.55
Kl. 15a: M5
Width/ kl. 15a: 7.00
Kl. 50: M5
Width/ kl. 50: 6.90
OD: 54.20
Total length: 77.65
Coil bolt: 5/16"-24
Coil bolt 2: 11.45

No./ terminal: 4

234070 Solenoid

Replacing: all caps

Relay w/ 5/16" B+: HC-CARGO 231526.



Voltage: 12

 B+: 1/4"-20
Height/B+: 17.00
Kl. 50: M5
Width/ kl. 50: 15.95
Total length: 66.40
Coil bolt: 1/4"-20
Coil bolt 2: 17.00

No./ terminal: 3

234071 Solenoid

Replacing: all caps



 Voltage: 12
Amp: 80

 B+: 5/16-24
Height/B+: 16.70
Kl. 50: 6.30
Width/ kl. 50: 11.15
Total length: 64.25
Coil bolt: 5/16"-24
Coil bolt 2: 16.70

No./ terminal: 3

234072 Solenoid

Replacing: all caps

Insulated return.

 Voltage: 12
Amp: 80

 B+: 5/16-24
Height/B+: 16.90
Kl. 15a: M5
Width/ kl. 15a: 15.30
Kl. 50: M5
Width/ kl. 50: 15.30
Total length: 66.50
Coil bolt: 5/16"-24
Coil bolt 2: 16.90

No./ terminal: 4


EL. SPECIFICATIONS

DIMENSIONS

ADDITIONAL SPECIFICATIONS

234073 Solenoid

Replacing: all caps


 Voltage: 12
 Amp: 80


 B+: 1/4"-20
 Height/B+: 16.85
 Kl. 15a: 10-24 UNC
 Kl. 50: M5
 Width/ kl. 50: 16.25
 Total length: 64.15
 Coil bolt: 1/4"-20
 Coil bolt 2: 16.85

No./ terminal: 3









A/C Compressors

Edition 2015/2016



CASE		HC-CARGO	Model	Replacing	Information	
		240821	900 Series, 1000 Series, XL	956 (XL), 1056, Various Models	3405689R2, 4437339, SD508-9026, SD508-9268, SD7H15-4434, SD508-9263, SD7H15-4434	Voltage: 12 Grooves: 2 Oil type: PAG 100 Oil capacity: 200 ml. Refrigerant: R134a A: 132.00 B1: 39.00 B2: 39.00 C: 225.00
		240389	1000 Series, 5000 Series	1056, 5120 (Maxxum), 5130 (Maxxum)	194121A1, 199755C2, 1999755C3, 86993462, SD7H15-4609, SD7H15-U4609	Voltage: 12 Grooves: 2 Oil type: PAG 100 Oil capacity: 285 ml. Refrigerant: R134a A: 153.00 B1: 39.50 B2: 36.50 C: 232.50
		240341	Various Models		84018077, 89831429, 84018078, SD7H15-7862, SD7H15-8023, SD7H15-8181, SD7H15-8227, 4437339	Voltage: 12 Grooves: 2 Oil type: PAG 46 Oil capacity: 135 ml. Refrigerant: R134a A: 132.00 B1: 39.50 B2: 38.00 C: 236.50
		240391	Various Models		3129547, SD7H15-8035	Voltage: 12 Grooves: 10 Oil type: PAG 46 Oil capacity: 180 ml. Refrigerant: R134a A: 125.00 B1: 50.50 B2: 34.00 C: 213.50
 <p>NEW PRODUCT www.hc-cargo.com</p>		241081*	Various Models		317008A3, 504078610, 86993463, SD7H15-4768	Voltage: 12 Grooves: 8 Oil type: PAG 46 Oil capacity: 285 ml. Refrigerant: R134a A: 152.00 B1: 65.00 B2: 40.00 C: 240.00
 <p>NEW PRODUCT www.hc-cargo.com</p>		241085	Various Models		1343925C1, 1977958C1, 1977959C1, 700712705, 97204C1, 97273C2, SD508-9588	
		241088	Various Models		84448669, SD7H15-8173	Voltage: 12 Grooves: 4 Oil type: PAG 46 Oil capacity: 135 ml. Refrigerant: R134a A: 119.00 B1: 38.00 B2: 27.00 C: 230.00

CASE				
	HC-CARGO	Model	Replacing	Information
	241089	Various Models	322333200, 5176185, 05811103, 3405689C3, SD5H14-6631	Voltage: 12 Grooves: 2 Oil type: PAG 100 Oil capacity: 175 ml. Refrigerant: R134a A: 132.00 B1: 39.50 B2: 38.00 C: 223.00
	240818	XL Various Models	SD7H15-4434, SD508-9268, SD508-9263	Voltage: 12 Grooves: 2 Oil type: PAG 100 Oil capacity: 200 ml. Refrigerant: R134a A: 132.00 B1: 39.00 B2: 39.50 C: 226.00
CLAAS				
	HC-CARGO	Model	Replacing	Information
	240402	Various Models	SD7H15-7975, SD7H15-7975B, 6259932, 6259940	Voltage: 12 Grooves: 2 Oil type: PAG 100 Oil capacity: 300 ml. Refrigerant: R134a A: 152.00 B1: 39.50 B2: 38.00 C: 218.00
	240413	Various Models	SD5H14-6651, 6258771, 6258790	Voltage: 12 Grooves: 2 Oil type: PAG 46 Oil capacity: 180 ml. Refrigerant: R134a A: 152.00 B1: 38.00 B2: 37.00 C: 206.00
DEUTZ-FAHR				
	HC-CARGO	Model	Replacing	Information
	240341	Agrotron Various Models	84018077, 89831429, 84018078, SD7H15-7862, SD7H15-8023, SD7H15-8181, SD7H15-8227, 4437339	Voltage: 12 Grooves: 2 Oil type: PAG 46 Oil capacity: 135 ml. Refrigerant: R134a A: 132.00 B1: 39.50 B2: 38.00 C: 236.50
	240794	Agrotron Various Models	44437338, 1136524, 1136585, SD7H15-8091	Voltage: 12 Grooves: 2 Oil type: PAG 46 Oil capacity: 210 ml. Refrigerant: R134a A: 150.00 B1: 43.50 B2: 38.00 C: 228.00

DEUTZ-FAHR					
	HC-CARGO	Model		Replacing	Information
	240347	Various Models		SD508-9285, SD510-9103, SD7H15-7825, SD7H5-8062, 4363723	Voltage: 12 Grooves: 2 Oil type: PAG 46 Oil capacity: 207 ml. Refrigerant: R134a A: 132.00 B1: 40.00 B2: 37.50 C: 232.00
	241082*	Various Models		241082 4363723, SD508-8387	
	241083	Various Models		SD7H15-8104, 4647, 4664, 4774200, 7825, 8104, 8220, 123-04998	Voltage: 12 Grooves: 2 Oil type: PAG 46 Oil capacity: 135 ml. Refrigerant: R134a A: 132.00 B1: 38.00 B2: 39.50 C: 210.00
JCB					
	HC-CARGO	Model		Replacing	Information
	241083	Various Models		SD7H15-8104, 4647, 4664, 4774200, 7825, 8104, 8220, 123-04998	Voltage: 12 Grooves: 2 Oil type: PAG 46 Oil capacity: 135 ml. Refrigerant: R134a A: 132.00 B1: 38.00 B2: 39.50 C: 210.00
JOHN DEERE					
	HC-CARGO	Model		Replacing	Information
	240552	2000 Series	2054, 2056, 2058	447100-2994, AZ44541	Voltage: 12 Grooves: 2 Oil type: PAG 46 Oil capacity: 180 ml. Refrigerant: R134a A: 131.50 B1: 44.00 B2: 29.50 C: 201.50
	240553	6000 Series	6110, 6200	447100-2320, 447100-2321, 447100-2322, 447100-2324, AL155836, AL78779, TY6769	Voltage: 12 Grooves: 8 Oil type: PAG 46 Oil capacity: 180 ml. Refrigerant: R134a A: 120.00 B1: 52.00 B2: 27.00 C: 204.00
	240559	7000 Series	7800, 7810	447100-2381, 447100-2382, 447100-2383, 447100-2384, 447100-2385, 447100-2400, 447100-2401, 447200-5033, RE46609, TY24304, TY6764	Voltage: 12 Grooves: 8 Oil type: PAG 46 Oil capacity: 230 ml. Refrigerant: R134a A: 140.00 B1: 62.50 B2: 38.50 C: 219.50








MASSEY FERGUSON					
	HC-CARGO	Model	Replacing	Information	
	240347	Combines	Various Models	SD508-9285, SD510-9103, SD7H15-7825, SD7H5-8062, 4363723	Voltage: 12 Grooves: 2 Oil type: PAG 46 Oil capacity: 207 ml. Refrigerant: R134a A: 132.00 B1: 40.00 B2: 37.50 C: 232.00
	241087	MF 3000, Various Models	Various Models	3386861M1, SD510-9149	
	240428	MF 4000	4225, 4235, 4240	SD7H15-7952, SD7H15-8056, SD7H15-8088, 3157920, 3712528M2, 3779466M1, 3782613M2	Voltage: 12 Grooves: 2 Oil type: PAG 46 Oil capacity: 190 ml. Refrigerant: R134a A: 140.00 B1: 38.00 B2: 36.00 C: 225.00
	240346	MF 6000, MF 7000	Various Models	82002069, 8201615, SD7H15-7890, SD7H15-8028, SD7H15-8230	Voltage: 12 Grooves: 8 Oil type: PAG 46 Oil capacity: 190 ml. Refrigerant: R134a A: 119.00 B1: 50.00 B2: 39.50 C: 209.00
	241086	Various Models		4281803MI, SD7H15-8244	Voltage: 12 Grooves: 6 Oil type: PAG 46 Oil capacity: 190 ml. Refrigerant: R134a A: 119.00 B1: 56.50 B2: 38.50 C: 223.00
	241093	Various Models		1690711M1, SD510-9120	Voltage: 12 Grooves: 2 Oil type: PAG 100 Oil capacity: 240 ml. Refrigerant: R134a A: 132.00 B1: 39.50 B2: 38.50 C: 247.00
	241094	Various Models		1103234, 3550921M91, 4234471M1, SD7H15-8019	Voltage: 12 Grooves: 2 Oil type: PAG 46 Oil capacity: 240 ml. Refrigerant: R134a A: 132.00 B1: 38.50 B2: 39.50 C: 232.00

MASSEY FERGUSON

	HC-CARGO	Model	Replacing	Information
	241099	Various Models	SD510-5738, 1688310M2	Voltage: 12 Grooves: 2 Oil type: PAG 100 Oil capacity: 200 ml. Refrigerant: R134a A: 132.00 B1: 39.50 B2: 38.00 C: 204.00









NEW HOLLAND

	HC-CARGO	Model	Replacing	Information	
	240393	140, 4000	140-90, 4635, 4835	51655490, 47132887, SD7H15-7929	Voltage: 12 Grooves: 2 Oil type: PAG 100 Oil capacity: 180 ml. Refrigerant: R134a A: 132.00 B1: 40.00 B2: 38.00 C: 209.00
	240434	5600, 6600, 7000	5640, 6640, 7740	87802912, SD7H15- 8148	Voltage: 12 Grooves: 4 Oil type: PAG 46 Oil capacity: 200 ml. Refrigerant: R134a A: 112.00 B1: 44.50 B2: 34.00 C: 231.00
	240804	8000	8000 Series	89824775, SD7H15- 4637, SD7H15-U4637	Voltage: 12 Grooves: 8 Oil type: PAG 100 Oil capacity: 270 ml. Refrigerant: R134a A: 133.00 B1: 46.50 B2: 35.00 C: 261.50
	240432	8000, M, TM	8000 Series, M SERIES, TM SERIES	820161581, SD7H15- 8100	Voltage: 12 Grooves: 8 Oil type: PAG 46 Oil capacity: 200 ml. Refrigerant: R134a A: 119.00 B1: 50.00 B2: 39.50 C: 218.00
	240406	CX700	720, 740, 760	84058795, SD7H15- 8143	Voltage: 12 Grooves: 8 Oil type: PAG 46 Oil capacity: 135 ml. Refrigerant: R134a A: 119.00 B1: 50.00 B2: 39.50 C: 230.50
	240818	TX, Various Models	TX34	SD508-9263, SD508- 9268, SD7H15-4434	Voltage: 12 Grooves: 2 Oil type: PAG 100 Oil capacity: 200 ml. Refrigerant: R134a A: 132.00 B1: 39.00 B2: 39.50 C: 226.00

NEW HOLLAND				
	HC-CARGO	Model	Replacing	Information
	240391	Various Models	3129547, SD7H15-8035	Voltage: 12 Grooves: 10 Oil type: PAG 46 Oil capacity: 180 ml. Refrigerant: R134a A: 125.00 B1: 50.50 B2: 34.00 C: 213.50
	241081*	Various Models	317008A3, 504078610, 86993463, SD7H15-4768	Voltage: 12 Grooves: 8 Oil type: PAG 46 Oil capacity: 285 ml. Refrigerant: R134a A: 152.00 B1: 65.00 B2: 40.00 C: 240.00
VARIOUS AGRICULTURE VEHICLES				
	HC-CARGO	Model	Replacing	Information
	240334		SD7H13-7312	Voltage: 12 Grooves: 2 Oil type: PAG 100 Oil capacity: 135 ml. Refrigerant: R134a A: 125.00 B1: 44.00 B2: 40.50 C: 196.00
	240337		SD7H15-7822	Voltage: 12 Grooves: 8 Oil type: PAG 46 Oil capacity: 180 ml. Refrigerant: R134a A: 119.00 B1: 46.50 B2: 36.00 C: 232.00
	240345		SD7H15-8027, SD7H15-7889, SD7H15-4712	Voltage: 12 Grooves: 8 Oil type: PAG 46 Oil capacity: 135 ml. Refrigerant: R134a A: 119.00 B1: 50.00 B2: 39.00 C: 235.50
	240395		SD7H15-4813, 178-9570, 1789570	Voltage: 12 Grooves: 8 Oil type: PAG 100 Oil capacity: 300 ml. Refrigerant: R134a A: 133.00 B1: 61.50 B2: 37.00 C: 258.00
	240423		SD7H15-4664	Voltage: 12 Grooves: 2 Oil type: PAG 46 Oil capacity: 190 ml. Refrigerant: R134a A: 132.00 B1: 39.50 B2: 38.00 C: 204.00

VARIOUS AGRICULTURE VEHICLES

	HC-CARGO	Model	Replacing	Information
	240619		SD508-9040, SD5H14-4525, SDH14-4529, SD5H14-6642	Voltage: 12 Grooves: 2 Oil type: PAG 100 Oil capacity: 175 ml. Refrigerant: R134a A: 132.00 B1: 39.50 B2: 38.00 C: 207.50
	240745		SD5H14-6623, 4363723	Voltage: 24 Grooves: 2 Oil type: PAG 100 Oil capacity: 200 ml. Refrigerant: R134a A: 152.50 B1: 39.50 B2: 36.50 C: 206.50
	240814		SD7H15-4864	Voltage: 12 Grooves: 8 Oil type: PAG 100 Oil capacity: 200 ml. Refrigerant: R134a A: 119.00 B1: 48.40 B2: 36.00 C: 225.00
	240815		SD7H15-7865, SD7H15-8026, SD7H15-8229	Voltage: 12 Grooves: 6 Oil type: PAG 100 Oil capacity: 200 ml. Refrigerant: R134a A: 119.00 B1: 46.50 B2: 36.00 C: 225.00
<div style="border: 1px solid black; border-radius: 50%; width: 100px; height: 100px; display: flex; align-items: center; justify-content: center;"> <p style="margin: 0;">NEW PRODUCT www.hc-cargo.com</p> </div>	241082*		4363723, SD508-8387	
	241084		15082727, 11412631, SD7H15-8044, SD7H15-8176	Voltage: 24 Grooves: 8 Oil type: PAG 46 Oil capacity: 200 ml. Refrigerant: R134a A: 132.00 B1: 56.50 B2: 31.50 C: 225.00
<div style="border: 1px solid black; border-radius: 50%; width: 100px; height: 100px; display: flex; align-items: center; justify-content: center;"> <p style="margin: 0;">NEW PRODUCT www.hc-cargo.com</p> </div>	241085		1343925C1, 1977958C1, 1977959C1, 700712705, 97204C1, 97273C2, SD508-9588	

VARIOUS AGRICULTURE VEHICLES				
	HC-CARGO	Model	Replacing	Information
	241088		84448669, SD7H15-8173	Voltage: 12 Grooves: 4 Oil type: PAG 46 Oil capacity: 135 ml. Refrigerant: R134a A: 119.00 B1: 38.00 B2: 27.00 C: 230.00
	241089		322333200, 5176185, 05811103, 3405689C3, SD5H14-6631	Voltage: 12 Grooves: 2 Oil type: PAG 100 Oil capacity: 175 ml. Refrigerant: R134a A: 132.00 B1: 39.50 B2: 38.00 C: 223.00
	241095		500388059, SD7H15-8133	Voltage: 24 Grooves: 1 Oil type: PAG 46 Oil capacity: 200 ml. Refrigerant: R134a A: 135.00 B1: 49.50 B2: 49.50 C: 230.00
	241096		504020809, 85825969, SD7H15-8174	Voltage: 12 Grooves: 1 Oil type: PAG 46 Oil capacity: 200 ML. Refrigerant: R134a A: 135.00 B1: 49.50 B2: 49.50 C: 225.00
	241097*		87519620, 87519620, SD7H15-8279	Voltage: 12 Grooves: 4 Oil type: PAG 46 Oil capacity: 190 ml. Refrigerant: R134a A: 112.00 B1: 55.00 B2: 44.50 C: 232.00
	241098		81866263, SD510-5790	Voltage: 12 Grooves: 6 Oil type: PAG 46 Oil capacity: 240 ml. Refrigerant: R134a A: 125.00 B1: 46.00 B2: 43.00 C: 240.00
	241112*		SD7H15-6092	Voltage: 12 Grooves: 4 Oil type: PAG 46 Oil capacity: 190 ml. Refrigerant: R134a A: 112.00 B1: 54.50 B2: 44.00 C: 218.00
	241158*		SD7H15-7871	