


87-726-14WAI

WAIglobal

Agricultural & Industrial
Starters, Alternators and DC Motors



www.waiglobal.com



Agricultural & Industrial Starters, Alternators and DC Motors

- ✓ ***Over 550 part numbers***
- ✓ ***100% new units - Outright sales***
- ✓ ***No core charges or handling***
- ✓ ***Warranty rate reduction through extended field life of new units***
- ✓ ***Extensive coverage including late-model products***

Field proven quality

- **Over 2,000,000 units sold over the past 10 years**
- **Premium brand Transpo electronics manufactured by WAIglobal**
- **Premium grade WBD bearings**
 - **Alternators – Thorough testing of output current at idle and full-load RPMs**
 - **Starters – RPM, torque, voltage and solenoid performance**
 - **Validation tests include:**
 - **Endurance** • **Humidity** • **Power thermal cycling**
 - **Vibration** • **Salt spray** • **Thermal shock**

Product line coverage

Agricultural & Industrial

- **Construction**
- **Forklift**
- **Farm equipment**
- **Generators**



Section	Page
ABBREVIATIONS	ii
INTERCHANGEABLE HEAVY DUTY ALTERNATORS & STARTERS	iv
MODEL INDEX	ix
ALTERNATORS	1
STARTERS	322
INTERCHANGE	730
BUYERS GUIDE	764

**GENERAL
INFO**

ALTERNATORS

STARTERS

INTERCHANGE

**BUYERS
GUIDE**

ABBREVIATIONS

ABBREVIATION DESCRIPTION

**G
E
N
E
R
A
L

I
N
F
O**

Adj.	Adjusting
Alt.	Alternator
Amp	Ampere
Assy.	Assembly
Assys.	Assemblies
AT	Automatic Transmission
Batt.	Battery
BD	Bombardier
BO	Bosch
CCW	Counter Clockwise
CR	Chrysler
CJ	Cajavec
CV	CAV
CW	Clockwise
Dbl.	Double
DD	Direct Drive
Dia.	Diameter
DR	Delco
DU	Ducellier
EF	External Fan
EL	Electrodyne
ER	External Regulated
ER/EF	External Regulated and External Fan
ER/IF	External Regulated and Internal Fan
Ext.	Extension or External
Fld.	Field
FD	Ford
FO	Ford
FWD	Front Wheel Drive
Grd.	Ground
Grv.	Groove
HI	Hitachi
HP	Horse Power or High Performance
HT	Height or High Torque
IF	Internal Fan
IK	Iskra
Incl.	Includes
Insul.	Insulated
Int.	Internal
IR	Internal Regulated
IR/EF	Internal Regulated and External Fan
IR/IF	Internal Regulated and Internal Fan
kW	Kilowatt
L	Length or Liter
LH	Left Hand Side
LN	Leece-Neville
LRC	Load Response Control
LU	Lucas
MD	Mando
Mfd.	Manufactured
Mfg.	Manufacturing

ABBREVIATION	DESCRIPTION
MI	Mitsubishi
MM	Magneti-Marelli
MO	Motorola
MT	Mitsuba or Manual Transmission
Mtg.	Mounting
NA	Not Available
ND	Nippondenso
NE	Niehoff
Neg.	Negative
NK	Nikko
No.	Number
Nos.	Numbers
OD	Outside Diameter
OE	Original Equipment
OEM	Original Equipment Manufacturer
Opt.	Optional
OSGR	Offset Gear Reduction
Pkg.	Package
PLGR	Planetary Gear Reduction
PMDD	Permanent Magnet Direct Drive
PMGR	Permanent Magnet Gear Reduction
PMOSGR	Permanent Magnet Offset Gear Reduction
PO	Polaris
Pos.	Positive
PR	Paris Rhone
Prod.	Production
PS	Prestolite
Ref.	Reference
Reg.	Regulator
Repl.	Replaces
RWD	Rear Wheel Drive
Sgl.	Single
Std.	Standard
Str.	Starter
Strs.	Starters
SV	SEV Marchal
Sys.	System
T	Teeth, Thickness or Terminal
Term.	Terminal
Trans.	Transmission
UT	United Technologies
V	Volt
VA	Valeo
Volt	Voltage
w/	With
w/o	Without
BS	Briggs & Stratton
CH	Chinese
KA	Kawasaki
SU	Suzuki
VE	Vento

INTERCHANGEABLE HEAVY DUTY ALTERNATORS & STARTERS

Many heavy duty trucks are offered with interchangeable alternators and starters from various manufacturers. Over the years, many of these alternators and starters have evolved through several design changes. Most share common mounting configurations.


The following pages will be a guide to help identify and understand the supersessions and interchangeable options when identifying the replacement heavy duty alternator or starter. The goal of this consolidation effort affords fewer SKUs per product family to cover a wider product range.

In the alternator family, this is accomplished by offering the highest amp alternator to cover all amperage ranges within a given family.


Heavy duty starters will also differ in appearance, however, the mounting flange and functionality of the starter is a direct cross.

The following charts will assist you in selecting the proper direct replacement by illustrating the optional consolidation and also pointing out any additional differences in the consolidation.


Interchangeable J180 Hinge-Mount, Brush Type Alternators



22SI Series for Delco
160 Amp/12 Volt
Retro-fits earlier 21SI, 27SI/200
Series




**8LHA Triple Nickel Series
for Leece-Neville/Motorola**
160 Amp/12 Volt




2800LC Series for Leece-Neville
160 Amp/12 Volt
Retro-fits earlier 2300-2800JB
Series (105-160 Amps)


GENERAL
INFO



Interchangeable Pad-Mount, Brush Type Alternators



22SI Series for Delco
160 Amp/12 Volt



8LHP Series for Leece-Neville/Motorola
160 Amp/12 Volt

Copyright 2013 Wetherill Associates, Inc.

Interchangeable Brushless Alternator Configuration

36SI Series, J180 Hinge-Mount for Delco



36SI Series
170 Amp/12 Volt

retro-fits
→




earlier 35SI, 35SI HP Series
rated 140 amps



earlier 33SI Series
rated 100-135 amps

36SI Series, Quad-Mount for Delco



36SI Series
170 Amp/12 Volt

retro-fits
→



earlier 35SI, 35SI HP Series
rated 140 amps



earlier 34SI Series
rated 100-135 amps

36SI Series, Pad-Mount for Delco



36SI Series
170 Amp/12 Volt

retro-fits
→



earlier 35SI, 35SI HP Series
rated 140 amps



earlier 34SI Series
rated 135 amps

Starters with Rotatable, Multi-Position Drive-End Housings




The 37MT, 40MT, 41MT, 42MT, 50MT series starters for Delco have multi-position drive-end housings which can be rotated to different solenoid positions. It may be necessary to rotate the housing of the replacement starter to match the solenoid position of the original unit. To change the drive-end housing position, remove the bolts located on the housing mounting flange. Remove the housing from the starter and rotate to the desired position, then re-attach and tighten the housing bolts to 13-17 foot pound torque.

37MT Series Starters for Delco



37MT Series

WPS 37MT features a positive engagement starter drive that eliminates the milling and stop ring and collar failure common on the original design.



retro-fits
→




earlier 30MT, 35MT Series

42MT Series Starters for Delco



42MT Series

available with optional Over-Crank Protection (OCP)




retro-fits
→



earlier 40MT Series
equipped with either a rectangular face or oval face solenoid switch.




Rectangular face solenoid



Oval face solenoid

Gear Reduction Starters with Fixed Drive-End Housing



Often interchangeable on specific applications

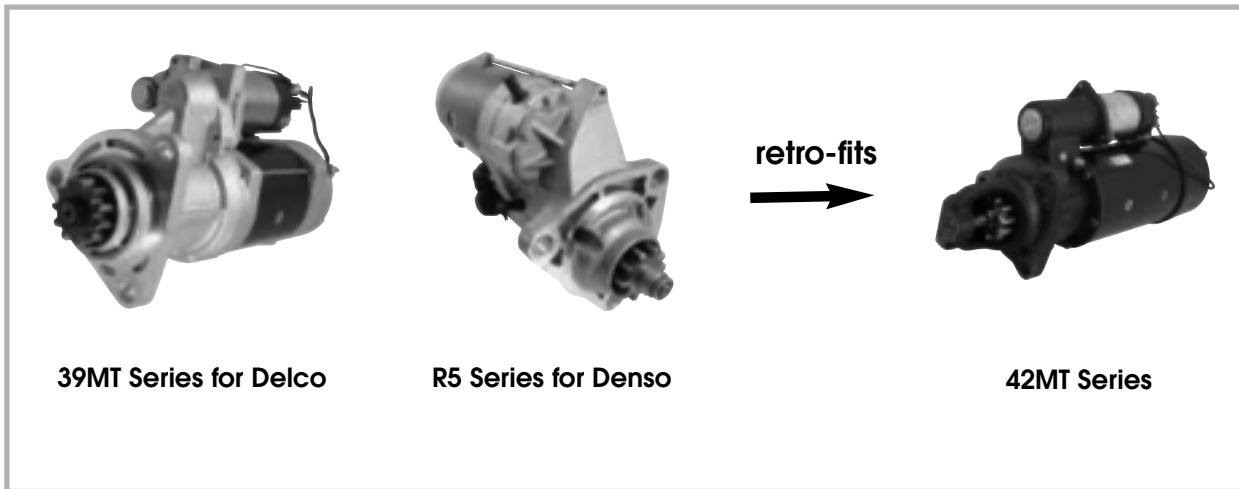
39MT Series for Delco

Planetary gear reduction design (PLGR) with sealed noseless drive-end housing

R5 Series for Denso

Offset gear reduction design (OSGR)

Features an Integral Magnetic Switch (IMS) for proper voltage during cranking cycle.



39MT Series for Delco

R5 Series for Denso

42MT Series

For additional application information, refer to catalog

MODEL INDEX

Model	Make	Page	Model	Make	Page
A10	CATERPILLAR - Lift Truck	388	Alexander 128G	ABG (Allg Baumasch Gesellsch) - Tractor	322
A12	CATERPILLAR - Lift Truck	388	All Models	ALLIS CHALMERS - Combine	6
A30D	VOLVO - Articulated Truck	306, 713		DEUTZ - Engine Industrial	103, 103
A62	FORD - Industrial Tractor	124, 470	All Models (By Engine)	BLUEBIRD - Bus	342, 343
A64	FORD - Industrial Tractor	124, 470		VOLVO - Heavy Duty	307, 307
A66	FORD - Industrial Tractor	124, 470		WHITE - Medium & Heavy-Duty Trucks	315, 315
A901B	LIEBHERR - Excavator	597	All Models (Mitsubishi Engine)	ALLIS CHALMERS - Lift Truck	331
A902 Litronic	LIEBHERR - Excavator	597	AM32	CATERPILLAR - Lift Truck	388
A903	LIEBHERR - Excavator	597		TOWMOTOR - Lift Truck	694, 694
A911	LIEBHERR - Excavator	597	AM36	CATERPILLAR - Lift Truck	63, 388
A921	LIEBHERR - Excavator	597		TOWMOTOR - Lift Truck	694, 694
AC-C 20 / 25 / 30	ALLIS CHALMERS - Lift Truck	7, 8, 330	AM40	CATERPILLAR - Lift Truck	63, 388
AC-C 35 / 40 / 45 / 50 / 55	ALLIS CHALMERS - Lift Truck	8, 330		TOWMOTOR - Lift Truck	694, 694
AC-C 60 / 70 / 80 / 100 / 120	ALLIS CHALMERS - Lift Truck	8, 330	AMP25	CATERPILLAR - Lift Truck	388
AC-C 60C / 70C / 100C	ALLIS CHALMERS - Lift Truck	8, 330	AP800C	CATERPILLAR - Paving Equipment	73
AC-C 60D / 70D / 80D / 100D / 120D	ALLIS CHALMERS - Lift Truck	8, 330	Apache 1000 Series	APACHE - Sprayer	336
AC-CD 60 / 70 / 80 / 100 / 120	ALLIS CHALMERS - Lift Truck	8	Apache 790	APACHE - Sprayer	13
AC-P 100	ALLIS CHALMERS - Lift Truck	8	Apache AS1200	APACHE - Sprayer	336
AC-P 100D	ALLIS CHALMERS - Lift Truck	8, 9	Apache Plus 1090	APACHE - Sprayer	13, 336
AC-P 110	ALLIS CHALMERS - Lift Truck	9	Apache Plus 890	APACHE - Sprayer	13, 336
AC-P 110D	ALLIS CHALMERS - Lift Truck	9	APH	NISSAN - Lift Truck	262, 652
AC-P 120	ALLIS CHALMERS - Lift Truck	9	AQD70B	VOLVO PENTA - Engine Industrial	307
AC-P 120D	ALLIS CHALMERS - Lift Truck	9	AQD70BL	VOLVO PENTA - Engine Industrial	307
AC-P 130	ALLIS CHALMERS - Lift Truck	9	AQD70C	VOLVO PENTA - Engine Industrial	307
AC-P 130D	ALLIS CHALMERS - Lift Truck	9	AQD70CL	VOLVO PENTA - Engine Industrial	307
AC-P 140	ALLIS CHALMERS - Lift Truck	9	AQD70D	VOLVO PENTA - Engine Industrial	307
AC-P 140D	ALLIS CHALMERS - Lift Truck	9	AR40	ATLAS - Loader	337
AC-P 150	ALLIS CHALMERS - Lift Truck	9	AR70	ATLAS - Loader	337
AC-P 150D	ALLIS CHALMERS - Lift Truck	9	Arctic 157	BPM - Engine Industrial	22, 349
AC-P 165 / 185 / 225	ALLIS CHALMERS - Lift Truck	9	Arctic 181	BPM - Engine Industrial	22, 349
AC-P 20 / 25 / 30	ALLIS CHALMERS - Lift Truck	9, 331	Ares 300	RENAULT - Agricultural Tractor	270
AC-P 40 / 50	ALLIS CHALMERS - Lift Truck	9, 10	Ares 340	RENAULT - Agricultural Tractor	271
AC-P 40D / 50D	ALLIS CHALMERS - Lift Truck	10	Ares 380	RENAULT - Agricultural Tractor	271
AC-P 60 / 70 / 80	ALLIS CHALMERS - Lift Truck	10	ASH	NISSAN - Lift Truck	262, 652
AC-P 60D / 70D / 80D	ALLIS CHALMERS - Lift Truck	10	AT-100	ALLIS CHALMERS - Rough Terrain	334
AC-S 100 / 120	ALLIS CHALMERS - Lift Truck	10	AT-120	ALLIS CHALMERS - Rough Terrain	334
AC-S 100D / 120D	ALLIS CHALMERS - Lift Truck	10	AT-40	ALLIS CHALMERS - Rough Terrain	334
AC-S 70	ALLIS CHALMERS - Lift Truck	10	AT-50	ALLIS CHALMERS - Rough Terrain	334
AC-S 70D	ALLIS CHALMERS - Lift Truck	10	AT-60	ALLIS CHALMERS - Rough Terrain	334
AD31,A,B,D,L,P,X	VOLVO PENTA - Engine Industrial	307	AT-70	ALLIS CHALMERS - Rough Terrain	334
ADVANTAGE 55	LANDINI - Agricultural Tractor	594	AT-80	ALLIS CHALMERS - Rough Terrain	334
ADVANTAGE 60	LANDINI - Agricultural Tractor	594	Aurora 45	SAME - Tractor	667
AEH	NISSAN - Lift Truck	262, 651	AX430	ATLAS COPCO - Misc. Equipment	13
AFE-2	CONSTRUCTION EQUIPMENT CO. - Misc. Truck	99	B	GRADALL - Misc. Equipment	476
AFE-5	CONSTRUCTION EQUIPMENT CO. - Misc. Truck	99, 428	B Series	CUMMINS ENGINES - Engine Industrial	101, 430
AFE-6	CONSTRUCTION EQUIPMENT CO. - Misc. Truck	99, 428	B110B	NEW HOLLAND - Loader	639
AFE-7	CONSTRUCTION EQUIPMENT CO. - Misc. Truck	99	B115B	NEW HOLLAND - Loader	639
AGCO 5650	AGCO - Agricultural Tractor	323	B15	CATERPILLAR - Lift Truck	388
AGCO 5660	AGCO - Agricultural Tractor	323	B1550DT	KUBOTA - Tractor - Compact	209
AH	NISSAN - Lift Truck	262, 652	B1550DTEX	KUBOTA - Tractor - Compact	209
AH40	CATERPILLAR - Lift Truck	63, 388	B1550HSD	KUBOTA - Tractor - Compact	209
	TOWMOTOR - Lift Truck	694, 694	B1550HSDT	KUBOTA - Tractor - Compact	209
AH45	CATERPILLAR - Lift Truck	388	B1550HSE	KUBOTA - Tractor - Compact	209
	TOWMOTOR - Lift Truck	694, 694	B16	CATERPILLAR - Lift Truck	389
AH46	CATERPILLAR - Lift Truck	63, 388	B1750DT	KUBOTA - Tractor - Compact	209
AH50	CATERPILLAR - Lift Truck	388	B1750E	KUBOTA - Tractor - Compact	209
	TOWMOTOR - Lift Truck	694, 694	B1750HSD	KUBOTA - Tractor - Compact	209
AH52	CATERPILLAR - Lift Truck	63, 388	B1750HSDT	KUBOTA - Tractor - Compact	209
AH60	CATERPILLAR - Lift Truck	63, 388	B1750HSE	KUBOTA - Tractor - Compact	209
AL30	NISSAN - Lift Truck	262, 652	B18	CATERPILLAR - Lift Truck	389
AL35	NISSAN - Lift Truck	262, 652	B20	CATERPILLAR - Lift Truck	389
AL4000	AMIDA - Various Equipment	13	B200	BOBCAT - Wheel Tractor	21
AL50	NISSAN - Lift Truck	262, 652	B2150DT	KUBOTA - Tractor - Compact	209
Alexander 126	ABG (Allg Baumasch Gesellsch) - Tractor	322	B2150DTB	KUBOTA - Tractor - Compact	209
Alexander 126H	ABG (Allg Baumasch Gesellsch) - Tractor	322	B2150E	KUBOTA - Tractor - Compact	209
Alexander 128	ABG (Allg Baumasch Gesellsch) - Tractor	322	B2150HSD	KUBOTA - Tractor - Compact	210
			B2150HSDT	KUBOTA - Tractor - Compact	210
			B2150HSDTB	KUBOTA - Tractor - Compact	210
			B2150HSE	KUBOTA - Tractor - Compact	210
			B21TL	KUBOTA - Tractor - Compact	210

MODEL INDEX

Model	Make	Page	Model	Make	Page
B21TLB	KUBOTA - Tractor - Compact	210	C 352 N	LAMBORGHINI-AGRICULTURAL - Crawler Tractor	592
B22	CATERPILLAR - Lift Truck	389	C 352 SL	LAMBORGHINI-AGRICULTURAL - Crawler Tractor	592
B2275	INTERNATIONAL - Agricultural Tractor	132, 493	C 362	LAMBORGHINI-AGRICULTURAL - Agricultural Tractor	592
B2320DT	KUBOTA - Tractor - Compact	210	C 453	LAMBORGHINI-AGRICULTURAL - Crawler Tractor	592
B2320DTN	KUBOTA - Tractor - Compact	210	C 503	LAMBORGHINI-AGRICULTURAL - Crawler Tractor	592
B2320DWO	KUBOTA - Tractor - Compact	210	C 503 L	LAMBORGHINI-AGRICULTURAL - Crawler Tractor	592
B2320HSD	KUBOTA - Tractor - Compact	210	C 503 LL	LAMBORGHINI-AGRICULTURAL - Crawler Tractor	592
B24	CATERPILLAR - Lift Truck	389	C 503 S	LAMBORGHINI-AGRICULTURAL - Crawler Tractor	593
B2400HST-D	KUBOTA - Tractor - Compact	210	C 533	LAMBORGHINI-AGRICULTURAL - Crawler Tractor	593
B2410HSD	KUBOTA - Tractor - Compact	210	C 553 LS	LAMBORGHINI-AGRICULTURAL - Crawler Tractor	593
B26	KUBOTA - Tractor - Compact	210	C 553 N	LAMBORGHINI-AGRICULTURAL - Crawler Tractor	593
B2620HSD	KUBOTA - Tractor - Compact	210	C 553 SL	LAMBORGHINI-AGRICULTURAL - Crawler Tractor	593
B2920HSD	KUBOTA - Tractor - Compact	210	C 554 Compact	LAMBORGHINI-AGRICULTURAL - Crawler Tractor	593
B3434	INTERNATIONAL - Agricultural Tractor	133, 493	C 554 Ergomatic	LAMBORGHINI-AGRICULTURAL - Crawler Tractor	593
B7500HSD	KUBOTA - Tractor - Compact	210	C 583	LAMBORGHINI-AGRICULTURAL - Crawler Dozer	592
B7510DT-F	KUBOTA - Tractor - Compact	211	C 603	LAMBORGHINI-AGRICULTURAL - Crawler Tractor	593
B7510DTN-R	KUBOTA - Tractor - Compact	211	C 603 L	LAMBORGHINI-AGRICULTURAL - Crawler Tractor	593
B7510DT-R	KUBOTA - Tractor - Compact	211	C 603 LL	LAMBORGHINI-AGRICULTURAL - Crawler Tractor	593
B7510HSD-F	KUBOTA - Tractor - Compact	211	C 603 S	LAMBORGHINI-AGRICULTURAL - Crawler Tractor	593
B7510HSD-R	KUBOTA - Tractor - Compact	211	C 653 L	LAMBORGHINI-AGRICULTURAL - Crawler Tractor	593
B7610HSD-F	KUBOTA - Tractor - Compact	211	C 653 N	LAMBORGHINI-AGRICULTURAL - Crawler Tractor	593
B7610HSD-R	KUBOTA - Tractor - Compact	211	C Series	CUMMINS ENGINES - Engine Industrial 101, 102, 430	
B90B	NEW HOLLAND - Loader	639	C100	CASE - Agricultural Tractor	31
B95B	NEW HOLLAND - Loader	639		VALTRA VALMET - Tractor	303, 304
B95B LR	NEW HOLLAND - Loader	639	C100 Series	CLARK - Lift Truck	410
B95B TC	NEW HOLLAND - Loader	639	C120 Series	CLARK - Lift Truck	410
Bearcat 225	STEIGER - Tractor	273	C150H	AUSA - Lift Truck	14
Bearcat III ST220	STEIGER - Tractor	670	C150Hx4	AUSA - Lift Truck	14
BF	NISSAN - Lift Truck	262, 652	C175	NEW HOLLAND - Loader	639
BFA-12	CONSTRUCTION EQUIPMENT CO. - Misc. Truck	428	C185	NEW HOLLAND - Loader	253
BG230	CATERPILLAR - Paving Equipment	73	C190	NEW HOLLAND - Loader	253
BGD	ONAN - Engine Industrial	659	C20 Series	CLARK - Lift Truck	410
BJ42	TOYOTA - Lift Truck	707	C200	VALTRA VALMET - Tractor	304
BJ46	TOYOTA - Lift Truck	707	C25 Series	CLARK - Lift Truck	410
BL700	CLARK - Tractor Shovel	425	C260	EUCLID - Crawlers	441
Boomer 1020	NEW HOLLAND - Tractor - Compact	645	C30 Series	CLARK - Lift Truck	410
Boomer 1025	NEW HOLLAND - Tractor - Compact	645	C3000	CATERPILLAR - Lift Truck	63, 389
Boomer 1030	NEW HOLLAND - Tractor - Compact	645	C300-30 / 40 / 50	CLARK - Lift Truck	89
Boomer 2030	NEW HOLLAND - Agricultural Tractor	248, 634	C300-Y40 / 50	CLARK - Lift Truck	89, 411
Boomer 2035	NEW HOLLAND - Agricultural Tractor	248, 634	C30AX	KALMAR AC - Lift Truck	201, 567
Boomer 3040	NEW HOLLAND - Agricultural Tractor	248, 634	C3500	CATERPILLAR - Lift Truck	63, 389
Boomer 3045	NEW HOLLAND - Agricultural Tractor	248, 634	C-350A	HYSTER - Roller	491
Boomer 3050	NEW HOLLAND - Agricultural Tractor	248, 634	C35AX	KALMAR AC - Lift Truck	201, 567
Boomer 4055	NEW HOLLAND - Tractor - Compact	645	C35BX	KALMAR AC - Lift Truck	201, 567
Boomer 4060	NEW HOLLAND - Agricultural Tractor	634	C40 Series	CLARK - Lift Truck	411
BPA-11	CONSTRUCTION EQUIPMENT CO. - Tournapul	99, 428	C4000	CATERPILLAR - Lift Truck	64, 389
BPA-5	CONSTRUCTION EQUIPMENT CO. - Tournapul	428	C40BX	KALMAR AC - Lift Truck	201, 567
BPA500	SCHWING - Misc. Equipment	669	C450	HYSTER - Compactor	482
BPA-7	CONSTRUCTION EQUIPMENT CO. - Tournapul	99, 428	C50	CASE - Agricultural Tractor	31
BPA-8	CONSTRUCTION EQUIPMENT CO. - Tournapul	99, 429			
BPH-5	CONSTRUCTION EQUIPMENT CO. - Tournapul	429			
	LE TOURNEAU-WESTINGHOUSE - Misc. Equipment	595, 595			
BPH-7	LE TOURNEAU-WESTINGHOUSE - Misc. Equipment	595			
BTD5	INTERNATIONAL - Tractor	504			
BUD-144	INTERNATIONAL - Power Unit	503			
BUD-154	INTERNATIONAL - Power Unit	503			
Bus A/C Units	THERMO KING - Truck Unit	286			
BV 590	ABG (Allg Baumasch Gesellsch) - Tractor	322			
BW124DH-3	BOMAG - Compactor	349			
BW124PDH-3	BOMAG - Compactor	349			
C 352 LS	LAMBORGHINI-AGRICULTURAL - Crawler Tractor	592			

MODEL INDEX

Model	Make	Page	Model	Make	Page
C50 Series	CLARK - Lift Truck	411	CF20 Series	CLARK - Lift Truck	412
C-500	HYSTER - Compactor	482	CF25 Series	CLARK - Lift Truck	413
C5000	CATERPILLAR - Lift Truck	64, 389	CF30 Series	CLARK - Lift Truck	413
C500-100 / 110 / 120	CLARK - Lift Truck	89, 411	CF30B Series	CLARK - Lift Truck	413
C500-130 / 135 / 155	CLARK - Lift Truck	89, 411	CF40 Series	CLARK - Lift Truck	413
C500-160 / 180	CLARK - Lift Truck	89, 411	CF40B Series	CLARK - Lift Truck	413
C500-20 / 25	CLARK - Lift Truck	89, 90	CF50 Series	CLARK - Lift Truck	413
C500-200	CLARK - Lift Truck	90	CF50B Series	CLARK - Lift Truck	413
C500-220 / 225	CLARK - Lift Truck	90	CF60 Series	CLARK - Lift Truck	413
C500-250 / 300	CLARK - Lift Truck	90	CF70 Series	CLARK - Lift Truck	413
C500-30	CLARK - Lift Truck	90	CF80 Series	CLARK - Lift Truck	413
C500-35 / 40 / 45 / 50 / 55	CLARK - Lift Truck	90	CFA-13	CONSTRUCTION EQUIPMENT CO. - Misc. Truck	428
C500-400 / 450 / 550 / 650	CLARK - Lift Truck	90	CFA-14	CONSTRUCTION EQUIPMENT CO. - Misc. Truck	428
C500-60 / 70 / 80	CLARK - Lift Truck	90, 412		LE TOURNEAU-WESTINGHOUSE - Off-Road & Mining Truck	595, 595
C500-F20 / 25	CLARK - Lift Truck	90, 412	CFA-15	CONSTRUCTION EQUIPMENT CO. - Misc. Truck	428
C500-H Series	CLARK - Lift Truck	90	CFA-19	CONSTRUCTION EQUIPMENT CO. - Misc. Truck	99, 428
C500-H40 / 45 / 50 / 55	CLARK - Lift Truck	90	CFY60 Series	CLARK - Lift Truck	413
C500-H60 / 70 / 80	CLARK - Lift Truck	90, 412	CGC20	CLARK - Lift Truck	91, 413
C500-HY40 / 45 / 50 / 55	CLARK - Lift Truck	90	CGC25	CLARK - Lift Truck	91, 413
C500-HY60 / 70 / 80	CLARK - Lift Truck	91	CGC30	CLARK - Lift Truck	92
C500-S60	CLARK - Lift Truck	91	CGC32	CLARK - Lift Truck	92
C500-Y100	CLARK - Lift Truck	91	CGCM	THERMO KING - Generator	685
C500-Y110	CLARK - Lift Truck	91	CGCO	THERMO KING - Generator	685
C500-Y120 / 130 / 135 / 150	CLARK - Lift Truck	91	CGEO	THERMO KING - Generator	686
C500-Y160 / 200 / 250 / 300	CLARK - Lift Truck	91	CG-II	THERMO KING - Generator	686
C500-Y20 / 25 / 30	CLARK - Lift Truck	91	CG-II M12	THERMO KING - Generator	686
C500-Y40 / 45 / 50 / 55	CLARK - Lift Truck	91	CG-II M20	THERMO KING - Generator	686
C500-Y60 / 70 / 80	CLARK - Lift Truck	91	CG-II M22	THERMO KING - Generator	686
C500-YF20 / 25 / 30	CLARK - Lift Truck	91	CG-II M30	THERMO KING - Generator	686
C500-YS60	CLARK - Lift Truck	91	CGP20	CLARK - Lift Truck	92, 414
C50BX	KALMAR AC - Lift Truck	201, 567	CGP25	CLARK - Lift Truck	92, 414
C-530	HYSTER - Compactor	482	CGP30	CLARK - Lift Truck	92, 414
C-550	HYSTER - Compactor	482	CGSM	THERMO KING - Generator	686
C5500	CATERPILLAR - Lift Truck	64, 389	CH30C Series	CLARK - Lift Truck	414
C-550A	HYSTER - Compactor	482	CH40C Series	CLARK - Lift Truck	414
C60	CASE - Agricultural Tractor	31	CH50C Series	CLARK - Lift Truck	414
C60 Series	CLARK - Lift Truck	412	CH60 Series	CLARK - Lift Truck	92, 414
C60BXH	KALMAR AC - Lift Truck	201, 567	CH70 Series	CLARK - Lift Truck	92, 414
C62	AGCO GLEANER - Combine	2	CH80 Series	CLARK - Lift Truck	92, 414
C6-3	EUCLID - Crawlers	441	Cheetah 275	STEIGER - Tractor	273
C6-4	EUCLID - Crawlers	441	CHF	NISSAN - Lift Truck	263
C6-5	EUCLID - Crawlers	441	Chief 3	GALION - Roller	473
C6500	CATERPILLAR - Lift Truck	64, 389	CK30	CLARK - Tow Tractor	422
C70	CASE - Agricultural Tractor	31	CKL340	CLARK - Tractor Shovel	425
C70 Series	CLARK - Lift Truck	412	CL25	FORD - Skid Steer Loader	470
C80	CASE - Agricultural Tractor	31		NEW HOLLAND - Loader	639, 639
C80 Series	CLARK - Lift Truck	412	CL30	FORD - Skid Steer Loader	124
C90	CASE - Agricultural Tractor	31		NISSAN - Lift Truck	262, 263, 652
CA121	DYNAPAC - Compactor	109	CL35	FORD - Skid Steer Loader	470
CA121D	DYNAPAC - Compactor	109		NEW HOLLAND - Loader	639, 639
CA121PD	DYNAPAC - Compactor	109		NISSAN - Lift Truck	262, 263, 653
CA141	DYNAPAC - Compactor	109	CL40	NISSAN - Lift Truck	263, 653
CA141 Pad Foot	DYNAPAC - Compactor	109	CL45	FORD - Skid Steer Loader	124
CA141D	DYNAPAC - Compactor	109		NEW HOLLAND - Loader	253, 253
CA141PBD	DYNAPAC - Compactor	109	CL50	NISSAN - Lift Truck	263, 653
CA141PD	DYNAPAC - Compactor	109	CL55	FORD - Skid Steer Loader	124
CA251	DYNAPAC - Compactor	439		NEW HOLLAND - Loader	253, 253
CC145 Concrete Cutter	VERMEER - Misc. Equipment	304		NISSAN - Lift Truck	262, 263, 653
CC4000	CATERPILLAR - Lift Truck	389	CL60	NISSAN - Lift Truck	263, 653
CC432	DYNAPAC - Compactor	440	CL70	NISSAN - Lift Truck	263, 653
CC522HF	DYNAPAC - Compactor	109	CL80	NISSAN - Lift Truck	263, 653
CD3029DF	JOHN DEERE - Power Unit	189, 557	Clarkat	CLARK - Tow Tractor	422
CD4039DF / TF	JOHN DEERE - Power Unit	189	Clarkette	CLARK - Tow Tractor	422
CD4045TF	JOHN DEERE - Power Unit	189	CLS40	NISSAN - Lift Truck	263, 653
CD6059TF	JOHN DEERE - Power Unit	189	CLS60	NISSAN - Lift Truck	263, 653
CD6068TF	JOHN DEERE - Power Unit	189	CLS65	NISSAN - Lift Truck	263, 653
CEF	NISSAN - Lift Truck	262, 652			
CEGH	NISSAN - Lift Truck	262, 263, 652			
CEH	NISSAN - Lift Truck	263, 652			
Centauro 60	SAME - Tractor	667			
CF	NISSAN - Lift Truck	263, 652			

MODEL INDEX

Model	Make	Page	Model	Make	Page
CLU40	NISSAN - Lift Truck	263, 653	CT48S	CORNIVER - Compactor	100
CLU50	NISSAN - Lift Truck	263, 264, 653	CT50 Series	CLARK - Lift Truck	414
CLU55	NISSAN - Lift Truck	264, 653	CTA6E	CLARK - Tow Tractor	95, 422
CO 31	AIFO - Engine Industrial	326	CTAD-20	CLARK - Tow Tractor	95, 422
CO Models	AIFO - Engine Industrial	326	CTAD-30	CLARK - Tow Tractor	95, 422
COM_185	SULLAIR - Compressor	273	CTAD-40	CLARK - Tow Tractor	95, 422
COM_750	SULLAIR - Compressor	273	CTAD-50	CLARK - Tow Tractor	95, 422
Condor 55	SAME - Tractor	667	CTD-20	CLARK - Tow Tractor	95, 422
Condor C	SAME - Crawlers	666	CTD-30	CLARK - Tow Tractor	95, 422
Consul	CLAAS - Combine	408	CTD-40	CLARK - Tow Tractor	95, 422
Corsar	CLAAS - Combine	408	CTD-50	CLARK - Tow Tractor	95, 422
Corsaro 70	SAME - Tractor	667	CTS Combine	JOHN DEERE - Combine	165, 536
Corsaro Synchro 70	SAME - Tractor	667	CTS II Combine	JOHN DEERE - Combine	165, 536
Cosmos	CLAAS - Combine	408	CTS II Euro Combine	JOHN DEERE - Combine	165, 536
Cougar 1000	STEIGER - Tractor	670	CX100	CASE - Agricultural Tractor	32
Cougar 250	STEIGER - Tractor	273	CX104	MCCORMICK - Agricultural Tractor	230
Cougar 280	STEIGER - Tractor	670	CX17B	CASE - Excavator	369
Cougar 9150	STEIGER - Tractor	670	CX210	CASE - Crawler Excavator	367
Cougar CR-1225	STEIGER - Tractor	670	CX210LR	CASE - Crawler Excavator	367
Cougar CR-1280	STEIGER - Tractor	670	CX27B	CASE - Excavator	41, 369
Cougar III PTA251	STEIGER - Tractor	670	CX31B	CASE - Excavator	369
Cougar III PTA280	STEIGER - Tractor	671	CX36B	CASE - Excavator	369
Cougar IV CS280	STEIGER - Tractor	671	CX50	CASE - Agricultural Tractor	32
Cougar IV KM280	STEIGER - Tractor	671	CX50B	CASE - Excavator	369
Cougar IV KS280	STEIGER - Tractor	671	CX60	CASE - Agricultural Tractor	32
Cougar KR-1225	STEIGER - Tractor	671	CX70	CASE - Agricultural Tractor	32
Cougar KR-1280	STEIGER - Tractor	671	CX80	CASE - Agricultural Tractor	32
CP 31	AIFO - Engine Industrial	326	CX90	CASE - Agricultural Tractor	32
CP Models	AIFO - Engine Industrial	326	CY100 Series	CLARK - Lift Truck	415
CP563	CATERPILLAR - Roller	74	CY120 Series	CLARK - Lift Truck	415
CPA-5	LE TOURNEAU-WESTINGHOUSE - Misc. Equipment	595	CY20 Series	CLARK - Lift Truck	415
CPA-8	CONSTRUCTION EQUIPMENT CO. - Tournapul	99, 429	CY25 Series	CLARK - Lift Truck	415
CPA-9	CONSTRUCTION EQUIPMENT CO. - Tournapul	99, 429	CY30 Series	CLARK - Lift Truck	415
CPF	CONSTRUCTION EQUIPMENT CO. - Tournapul	429	CY30B Series	CLARK - Lift Truck	415
CPF-5	NISSAN - Lift Truck	262, 264, 653	CY40 Series	CLARK - Lift Truck	415
	LE TOURNEAU-WESTINGHOUSE - Misc. Equipment	595	CY40B Series	CLARK - Lift Truck	415
CPH	NISSAN - Lift Truck	264, 653	CY50B Series	CLARK - Lift Truck	415
CPX420	CASE - Cotton Picker	39, 366	CY60 Series	CLARK - Lift Truck	415
CPX610	CASE - Cotton Picker	366	CY70 Series	CLARK - Lift Truck	415, 416
CPX620	CASE - Cotton Picker	366	CY80 Series	CLARK - Lift Truck	416
CQF	NISSAN - Lift Truck	264, 653, 654	Cyclonaire	INGERSOLL RAND - Sandblaster	129, 492
CR9070	NEW HOLLAND - Combine	637	CY(F)20 Series	CLARK - Lift Truck	414
CR9080	NEW HOLLAND - Combine	637	D	FORD - Engine Industrial	468
CRGH	NISSAN - Lift Truck	264, 654	D Series Tractors	KHD - Tractor	202, 568
Cruz-Air 1085	CASE - Shovel	372	D10	CATERPILLAR - Track Tractor	80, 403
Cruz-Air 40	CASE - Shovel	45, 372	D-100B	INTERNATIONAL - Paydozer	498
Cruz-Air 40-ER / 40-YR	DROTT MFG. - Shovel	109	D10N	CATERPILLAR - Track Tractor	80, 403
Cruz-Air 45DR	CASE - Shovel	373	D10T	CATERPILLAR - Dozer	56
Cruz-Air 80	CASE - Shovel	45, 373	D11N	CATERPILLAR - Track Tractor	81, 403
	DROTT MFG. - Shovel	109, 109, 439	D11R	CATERPILLAR - Dozer	57
Cruz-Air 880R	CASE - Shovel	373	D-120C	INTERNATIONAL - Paydozer	499
Cruz-Crane 1500	DROTT MFG. - Crane	108, 438	D12-650	VOLVO PENTA - Engine Industrial	307
Cruz-Crane 1800	DROTT MFG. - Crane	108, 439	D12-715	VOLVO PENTA - Engine Industrial	307
CS40P	CORNIVER - Compactor	99	D12C	VOLVO PENTA - Engine Industrial	307
CS433B	CATERPILLAR - Paving Equipment	398	D12-MH	VOLVO PENTA - Engine Industrial	307
CS533	CATERPILLAR - Roller	74	D13006	DEUTZ - Tractor	433
CS563C	CATERPILLAR - Roller	74, 399	D150	KOMATSU - Crawlers	570
CS583	CATERPILLAR - Roller	74	D150A	KOMATSU - Crawlers	570
CS583C	CATERPILLAR - Roller	74	D155	KOMATSU - Crawlers	570
CT20 Series	CLARK - Lift Truck	414	D155A	KOMATSU - Crawlers	570
CT30 Series	CLARK - Lift Truck	414	D155C	KOMATSU - Crawlers	570
CT315	JOHN DEERE - Track Loader	195, 562	D15S	DAEWOO - Lift Truck	431
CT322	JOHN DEERE - Track Loader	195, 562	D-175	ALLIS CHALMERS - Power Unit	12, 334
CT332	JOHN DEERE - Track Loader	195, 562	D185QJD5	SUBARU - Compressor	674
CT40 Series	CLARK - Lift Truck	414	D18S	DAEWOO - Lift Truck	431
CT40P	CORNIVER - Compactor	100	D20-2	DAEWOO - Lift Truck	431
			D203-2	DEUTZ DITER - Engine Industrial	105
			D203-D	DEUTZ DITER - Engine Industrial	105
			D229-4	DEUTZ DITER - Engine Industrial	105
			D229-6	DEUTZ DITER - Engine Industrial	105
			D25-2	DAEWOO - Lift Truck	431

MODEL INDEX

Model	Make	Page	Model	Make	Page
D-262	ALLIS CHALMERS - Power Unit	12, 334	D5C	CATERPILLAR - Track Tractor	81, 403
D2807	DEUTZ-FAHR - Tractor	106	D5H	CATERPILLAR - Track Tractor	81
D3	CATERPILLAR - Track Tractor	81, 403	D60	KOMATSU - Crawlers	571
D30	ALLIS CHALMERS - Dozer	329	D6006	DEUTZ - Tractor	434
D300K	RED D ARC - Welder	270, 664	D6007	DEUTZ - Tractor	104, 434
D302-2	DEUTZ DITER - Engine Industrial	105	D60A	KOMATSU - Crawlers	571
D302-3	DEUTZ DITER - Engine Industrial	105	D60E	KOMATSU - Crawlers	571
D303-2	DEUTZ DITER - Engine Industrial	105	D60P	KOMATSU - Crawlers	571
D303-3	DEUTZ DITER - Engine Industrial	105	D60S	KOMATSU - Crawlers	571
D31E-20	KOMATSU - Dozer	203	D6206	DEUTZ - Tractor	104, 434
D330	CATERPILLAR - Engine Industrial	384	D6207	DEUTZ - Tractor	104, 434
D333	CATERPILLAR - Engine Industrial	384	D63E	KOMATSU - Crawlers	571
D334	CATERPILLAR - Engine Industrial	384	D65	KOMATSU - Crawlers	571
D336	CATERPILLAR - Engine Industrial	384	D6507	DEUTZ - Tractor	104, 434
D342	CATERPILLAR - Engine Industrial	384		DEUTZ-FAHR - Tractor	106, 107, 436
D343	CATERPILLAR - Engine Industrial	384	D65A	KOMATSU - Crawlers	571
D-344	ALLIS CHALMERS - Power Unit	334	D65E	KOMATSU - Crawlers	203, 571
D344	CATERPILLAR - Engine Industrial	384	D65P	KOMATSU - Crawlers	571
D346	CATERPILLAR - Engine Industrial	385	D66S	KOMATSU - Crawlers	571
D348	CATERPILLAR - Engine Industrial	385	D6806	DEUTZ - Tractor	104, 434
D349	CATERPILLAR - Engine Industrial	385	D6807	DEUTZ - Tractor	104, 434
D35	CASE - Tractor - Compact	49, 375		DEUTZ-FAHR - Tractor	106, 107, 436
D353	CATERPILLAR - Engine Industrial	385	D6B	CATERPILLAR - Dozer	382
D355	KOMATSU - Crawlers	570	D6C	CATERPILLAR - Track Tractor	81, 82, 404
D355C	KOMATSU - Crawlers	570	D6D	CATERPILLAR - Track Tractor	82, 404
D3607	DEUTZ-FAHR - Tractor	107	D6H	CATERPILLAR - Track Tractor	82, 404
D379	CATERPILLAR - Engine Industrial	385	D6R	CATERPILLAR - Dozer	57
D37E-5	KOMATSU - Dozer	203	D7006	DEUTZ - Tractor	434
D398	CATERPILLAR - Engine Industrial	385	D7007	DEUTZ-FAHR - Tractor	107, 436
D399	CATERPILLAR - Engine Industrial	385	D70LE	KOMATSU - Crawlers	571
D3B	CATERPILLAR - Track Tractor	81, 403	D7206	DEUTZ - Tractor	104, 434
D3B-SA	CATERPILLAR - Agricultural Tractor	380	D7207	DEUTZ - Tractor	104, 434
D3C	CATERPILLAR - Track Tractor	403	D75	KOMATSU - Crawlers	571
D40	ALLIS CHALMERS - Dozer	329		NEW HOLLAND - Dozer	252, 252, 638
	CASE - Tractor - Compact	49, 49, 375	D75A	KOMATSU - Crawlers	571
D-400	INTERNATIONAL - Paydozer	499	D75S	KOMATSU - Crawlers	571
D4006	DEUTZ - Tractor	433	D7807	DEUTZ - Tractor	104, 434
D4007	DEUTZ - Tractor	103, 433		DEUTZ-FAHR - Tractor	106, 107, 436
D41A	KOMATSU - Crawlers	202	D7E	CATERPILLAR - Track Tractor	404
D41E	KOMATSU - Crawlers	202	D7F	CATERPILLAR - Track Tractor	82, 404
D41P	KOMATSU - Crawlers	203	D7G	CATERPILLAR - Track Tractor	82, 404
D45	CASE - Tractor - Compact	49, 376	D7H	CATERPILLAR - Track Tractor	82, 404
D4506	DEUTZ - Tractor	104, 433	D7R	CATERPILLAR - Dozer	57
D4507	DEUTZ - Tractor	104, 433	D83E	KOMATSU - Crawlers	571
D455A	DRESSER - Crawlers	108	D85	NEW HOLLAND - Dozer	252, 638
D475A	KOMATSU - Dozer	572	D85B	NEW HOLLAND - Dozer	638
D4807	DEUTZ - Tractor	104, 434	D85E-12	KOMATSU - Crawler Tractor	570
D4B	CATERPILLAR - Track Tractor	81, 403	D8H	CATERPILLAR - Track Tractor	404
D4C	CATERPILLAR - Track Tractor	81, 403	D8K	CATERPILLAR - Track Tractor	82, 404
D4D	CATERPILLAR - Track Tractor	81, 403	D8L	CATERPILLAR - Track Tractor	82, 404
D4E	CATERPILLAR - Track Tractor	81, 403	D8N	CATERPILLAR - Track Tractor	82, 404
D4H	CATERPILLAR - Track Tractor	81, 403	D8R	CATERPILLAR - Dozer	382
D5	CATERPILLAR - Track Tractor	81, 403	D904T	LIEBHERR - Engine Industrial	597
D50	KOMATSU - Crawlers	570	D-90C	INTERNATIONAL - Paydozer	499
D-500	HOUGH - Dozer	481	D926TI	LIEBHERR - Engine Industrial	597
	INTERNATIONAL - Paydozer	498, 499	D95	KOMATSU - Crawlers	571
D5006	DEUTZ - Tractor	434		NEW HOLLAND - Dozer	252, 252, 638
D50A	KOMATSU - Crawlers	570	D95B	NEW HOLLAND - Dozer	638
D-516	ALLIS CHALMERS - Power Unit	334	D95S	KOMATSU - Crawlers	572
D5206	DEUTZ - Tractor	104, 434	D9G	CATERPILLAR - Track Tractor	404
D5207	DEUTZ - Tractor	104, 434	D9H	CATERPILLAR - Track Tractor	82, 83
D53	KOMATSU - Crawlers	570	D9L	CATERPILLAR - Track Tractor	83
D53A	KOMATSU - Crawlers	570	D9N	CATERPILLAR - Track Tractor	83, 405
D53P	KOMATSU - Crawlers	570	D9T	CATERPILLAR - Dozer	57
D53S	KOMATSU - Crawlers	571	DB	SUMITOMO YALE - Lift Truck	273, 674
D5506	DEUTZ - Tractor	434	DC75	NEW HOLLAND - Dozer	252, 638
D555	ALLIS CHALMERS - Dozer	329	DC85	NEW HOLLAND - Dozer	252, 638
D58	KOMATSU - Crawlers	571	DC95	NEW HOLLAND - Dozer	252, 638
D58E	KOMATSU - Crawlers	571	DCA-125SSJU	MQ - Generator	243
D58P	KOMATSU - Crawlers	571	DCA-220SSK	MQ - Generator	626
D5B	CATERPILLAR - Track Tractor	81, 403	DCA-400SSK	MQ - Generator	626

MODEL INDEX

Model	Make	Page	Model	Make	Page
DCA-45SSIU	MQ - Generator	626	DX6.05	DEUTZ-FAHR - Tractor	437
DCA-60SSI	MQ - Generator	243, 626	DX6.10	DEUTZ-FAHR - Tractor	437
DCA-60SSI2	MQ - Generator	243	DX6.30	DEUTZ-FAHR - Tractor	437
DD 2-53 Diesel	LINCOLN WELDER - Welder	597	DX6.31	DEUTZ-FAHR - Tractor	107, 437
Delfino 35	SAME - Tractor	667	DX6.50	DEUTZ-FAHR - Tractor	107, 437
DF	NISSAN - Lift Truck	264, 654	DX6.60	DEUTZ-FAHR - Tractor	437
DFG316	JUNGHEINRICH - Lift Truck	566	DX7-10	DEUTZ-FAHR - Tractor	107, 437
DFG316S	JUNGHEINRICH - Lift Truck	567	DX8-30A	DEUTZ-FAHR - Tractor	107
DFG320	JUNGHEINRICH - Lift Truck	567	DX85	DEUTZ - Tractor	104, 434
DFG320S	JUNGHEINRICH - Lift Truck	567	DX86	DEUTZ - Tractor	104, 434
DH4B	CASE - Trencher	50, 377	DX90	DEUTZ - Tractor	104, 435
DH5	CASE - Trencher	50, 51	DX92	DEUTZ - Tractor	105, 435
DH5B	CASE - Trencher	51	E	FORD - Engine Industrial	468
DK300	RED D ARC - Welder	664	E108	HATZ - Engine Industrial	478
DL-1200	INGERSOLL RAND - Compressor	492	E160	NEW HOLLAND - Excavator	252
DL3	ONAN - Engine Industrial	659	E175B	NEW HOLLAND - Excavator	252
DM 188	VM (Stabilimenti Meccanici) - Engine Industrial	713	E18B	NEW HOLLAND - Excavator	638
DPA	CONSTRUCTION EQUIPMENT CO. - Tournapul	429	E200SR	NEW HOLLAND - Excavator	252
	LE TOURNEAU-WESTINGHOUSE - Misc. Equipment	595, 595	E215B	NEW HOLLAND - Excavator	252
DPA-2	CONSTRUCTION EQUIPMENT CO. - Tournapul	429	E-270	INTERNATIONAL - Pyscraper	502
DPF	CONSTRUCTION EQUIPMENT CO. - Tournapul	429	E27B	NEW HOLLAND - Excavator	252, 638
	LE TOURNEAU-WESTINGHOUSE - Misc. Equipment	595, 595	E-295	INTERNATIONAL - Pyscraper	502
DPF-2	CONSTRUCTION EQUIPMENT CO. - Tournapul	429	E-295B	INTERNATIONAL - Pyscraper	502
DPX375	VOLVO PENTA - Engine Industrial	715	E30B	NEW HOLLAND - Excavator	252, 638
DPX385	VOLVO PENTA - Engine Industrial	715	E35B	NEW HOLLAND - Excavator	252, 638
DPX420	VOLVO PENTA - Engine Industrial	715	E50B	NEW HOLLAND - Excavator	252, 638
DPX500	VOLVO PENTA - Engine Industrial	715	EA-135	JOHN DEERE - Power Unit	557
DPX525	VOLVO PENTA - Engine Industrial	715	EA-152	JOHN DEERE - Power Unit	557
DPX600	VOLVO PENTA - Engine Industrial	715	EA-180	JOHN DEERE - Power Unit	557
Drago 120	SAME - Tractor	667	EA-202	JOHN DEERE - Power Unit	557
DW15	CATERPILLAR - Pipelayer	399	Eagle	ELGIN SWEEPER - Sweeper	109, 440
DX Series Tractors	KHD - Tractor	202, 568	Eagle 8100	WILLMAR - Sprayer	317, 726
DX110	DEUTZ - Tractor	104, 434	Eagle 8200	WILLMAR - Sprayer	317
DX120	DEUTZ - Tractor	104, 434	Eagle 8400	WILLMAR - Sprayer	317, 318
DX18E	CASE - Tractor - Compact	376	Eagle 8450	WILLMAR - Sprayer	318
DX22E	CASE - Tractor - Compact	376	Eagle 8500	WILLMAR - Sprayer	318
DX23	CASE - Tractor - Compact	376	Eagle Plus	CARRIER TRANSICOLD - Trailer Unit	23, 351
DX25E	CASE - Tractor - Compact	376	EC130	NEW HOLLAND - Excavator	252
DX26	CASE - Tractor - Compact	376	EC130C	VOLVO - Excavator	306, 713
DX29	CASE - Tractor - Compact	49, 376	EC130LC	NEW HOLLAND - Excavator	252
DX31	CASE - Tractor - Compact	50, 376	EC140	VOLVO - Excavator	306
DX3.10	DEUTZ-FAHR - Tractor	436	EC150C	VOLVO - Excavator	306
DX33	CASE - Tractor - Compact	50, 376	EC160	NEW HOLLAND - Excavator	253
DX3.30	DEUTZ-FAHR - Tractor	436	EC160LC	NEW HOLLAND - Excavator	253
DX34	CASE - Tractor - Compact	50, 376	EC210	VOLVO - Excavator	306
DX35	CASE - Tractor - Compact	50, 376	EC215	NEW HOLLAND - Excavator	253
DX3.50	DEUTZ-FAHR - Tractor	436	EC215LC	NEW HOLLAND - Excavator	253
DX36	DEUTZ - Tractor	104	EC240	VOLVO - Excavator	306
DX3.60	DEUTZ-FAHR - Tractor	436	EC290	VOLVO - Excavator	306
DX3.70	DEUTZ-FAHR - Tractor	436	EC360	VOLVO - Excavator	306
DX3.80	DEUTZ-FAHR - Tractor	436	EC460	VOLVO - Excavator	306
DX3.90	DEUTZ-FAHR - Tractor	436	ED33	NISSAN - Engine Industrial	651
DX40	CASE - Tractor - Compact	50, 376	ED-40	ALLIS CHALMERS - Agricultural Tractor	6
DX4.10	DEUTZ-FAHR - Tractor	436	Eductor	ELGIN SWEEPER - Sweeper	109, 440
DX4.31	DEUTZ-FAHR - Tractor	436	EG125BS-2	KOMATSU - Excavator	203
DX45	CASE - Tractor - Compact	50, 376	EG150BS	KOMATSU - Generator	572
DX4.50	DEUTZ-FAHR - Tractor	436	EG300	KOMATSU - Generator	573
DX4.51	DEUTZ-FAHR - Tractor	436	EG300B	KOMATSU - Generator	573
DX4.70	DEUTZ-FAHR - Tractor	437	EG300BS	KOMATSU - Generator	573
DX48	CASE - Tractor - Compact	376	EG400B	KOMATSU - Generator	573
DX50V	DEUTZ - Tractor	104	EG400BS	KOMATSU - Generator	573
DX55	CASE - Tractor - Compact	376	EG90BS-1	KOMATSU - Excavator	203
DX60	CASE - Tractor - Compact	376	EGH	NISSAN - Lift Truck	264, 654
DX6007	DEUTZ - Tractor	104, 434	EH	NISSAN - Lift Truck	264, 654
			EK100	HINO - Engine Industrial	481
			EL240B	CATERPILLAR - Excavator	386
			EL70	CATERPILLAR - Excavator	386
				VOLVO - Excavator	306, 306
			EL70C	VOLVO - Excavator	306
			Engines	KHD - Various Equipment	569
			ET-270	INTERNATIONAL - Pyscraper	503

MODEL INDEX

Model	Make	Page	Model	Make	Page
Europa.....	CLAAS - Combine	408	Farmall 40	CASE - Agricultural Tractor.....	359
Europhoenix	CARRIER TRANSICOLD - Trailer Unit	23, 352	Farmall 45	CASE - Agricultural Tractor.....	359
EW130C	VOLVO - Excavator.....	306, 713	Farmall 50	CASE - Agricultural Tractor.....	359
EW150C	VOLVO - Excavator.....	306	Farmall 55	CASE - Agricultural Tractor.....	359
EX330-5 Hitachi	JOHN DEERE - Forester	177	Farmall 60	CASE - Agricultural Tractor.....	360
EX370-5 Hitachi	JOHN DEERE - Forester	177	Farmall 666	INTERNATIONAL - Agricultural Tractor.....	133
Explorer 55	SAME - Tractor	667	Farmall 666D	INTERNATIONAL - Agricultural Tractor.....	133
Explorer 60	SAME - Agricultural Tractor	666	Farmall A	INTERNATIONAL - Agricultural Tractor.....	494
Extra	CARRIER TRANSICOLD - Trailer Unit	23, 352	Farmall B	INTERNATIONAL - Agricultural Tractor.....	494
F	ALLIS CHALMERS - Combine	327	Farmall C	INTERNATIONAL - Agricultural Tractor.....	494
F01	NISSAN - Lift Truck	264, 654	Farmall H	INTERNATIONAL - Agricultural Tractor.....	494
F02	NISSAN - Lift Truck.....	264, 654	Farmall HV	INTERNATIONAL - Agricultural Tractor.....	494
F03	NISSAN - Lift Truck.....	264, 654	Farmall M	INTERNATIONAL - Agricultural Tractor.....	494
F05	NISSAN - Lift Truck.....	654	Farmall MTA	INTERNATIONAL - Agricultural Tractor.....	494
F10	RUGGERINI - Engine Industrial	665	Farmall MV	INTERNATIONAL - Agricultural Tractor.....	494
F-1077D	WAUKESHA - Engine	717	Farmall Super A	INTERNATIONAL - Agricultural Tractor.....	494
F-1077G	WAUKESHA - Engine.....	717	Farmall Super C	INTERNATIONAL - Agricultural Tractor.....	494
F10L413 Engine.....	KHD - Engine Industrial	567	Farmall Super H	INTERNATIONAL - Agricultural Tractor.....	494
F1145	JOHN DEERE - Commercial Mower	166	Farmall Super HV	INTERNATIONAL - Agricultural Tractor.....	494
F-1197	WAUKESHA - Engine Industrial.....	311, 717	FARMER 10	FENDT - Agricultural Tractor.....	449
F12L413 Engine.....	KHD - Engine Industrial	567	FARMER 102	FENDT - Agricultural Tractor.....	449
F-163	TELEDYNE - CONTINENTAL - Engine Industrial.....	279, 680	FARMER 102S	FENDT - Agricultural Tractor.....	449
F-1905	WAUKESHA - Engine Industrial.....	717	FARMER 103	FENDT - Agricultural Tractor.....	449
F2	ALLIS CHALMERS - Combine	6	FARMER 103S	FENDT - Agricultural Tractor.....	449
F20C	HINO - Engine Industrial	481	FARMER 103SA	FENDT - Agricultural Tractor.....	449
F2260-R	KUBOTA - Mower - Front	208	FARMER 104S	FENDT - Agricultural Tractor.....	450
F-227	TELEDYNE - CONTINENTAL - Engine Industrial.....	279, 680	FARMER 106S	FENDT - Agricultural Tractor.....	450
F2400	KUBOTA - Mower - Front	208	FARMER 120S	FENDT - Agricultural Tractor.....	450
F-245	TELEDYNE - CONTINENTAL - Engine Industrial.....	279, 680	Fastrac 1135	JCB - Loader - Backhoe.....	144
F2560-E	KUBOTA - Mower - Front	208	FB227	CATERPILLAR - Forestry Loader	61, 386
F2560-R	KUBOTA - Mower - Front	208	FC30	POCLAIN - Excavator.....	663
F2803	KUBOTA - Misc. Equipment.....	208	FCG10N2	TCM EQUIPMENT - Lift Truck	274, 675
F2880	KUBOTA - Mower - Front	208	FCG10N6	TCM EQUIPMENT - Lift Truck	274, 675
F2880E	KUBOTA - Mower - Front	208	FCG10N7	TCM EQUIPMENT - Lift Truck	274, 675
F-2894	WAUKESHA - Engine Industrial.....	717	FCG15-4	TCM EQUIPMENT - Lift Truck	274, 675
F-2895	WAUKESHA - Engine Industrial.....	311, 717, 718	FCG15N6	TCM EQUIPMENT - Lift Truck	274, 675
F3	AGCO GLEANER - Combine	3	FCG15N7	TCM EQUIPMENT - Lift Truck	675
	ALLIS CHALMERS - Combine	6, 6	FCG15T	TCM EQUIPMENT - Lift Truck	675
	DEUTZ-ALLIS - Combine.....	105, 105, 435	FCG15T-3	TCM EQUIPMENT - Lift Truck	274, 675
F3060-R	KUBOTA - Mower - Front	208	FCG15T8	TCM EQUIPMENT - Lift Truck	675
F-3335D	WAUKESHA - Engine Industrial.....	311, 718	FCG18N6	TCM EQUIPMENT - Lift Truck	274, 675
F-3520G	WAUKESHA - Engine Industrial.....	718	FCG18N7	TCM EQUIPMENT - Lift Truck	274, 675
F-3521	WAUKESHA - Engine Industrial.....	311, 718	FCG18T	TCM EQUIPMENT - Lift Truck	675
F3680	KUBOTA - Mower - Front	208	FCG18T-3	TCM EQUIPMENT - Lift Truck	274, 675
F3L912 Engine.....	KHD - Engine Industrial	567	FCG20-4	TCM EQUIPMENT - Lift Truck	274, 675
F4	TELEDYNE - CONTINENTAL - Engine Industrial.....	680	FCG20-4H	TCM EQUIPMENT - Lift Truck	274, 675
F4L912 Engine.....	KHD - Engine Industrial	567	FCG20N	TCM EQUIPMENT - Lift Truck	274, 676
F-4M	FIAT-ALLIS - Crawlers.....	451	FCG20T	TCM EQUIPMENT - Lift Truck	676
F6	TELEDYNE - CONTINENTAL - Engine Industrial.....	680	FCG20T-3	TCM EQUIPMENT - Lift Truck	274, 275, 676
F6L912 Engine.....	KHD - Engine Industrial	568	FCG23N	TCM EQUIPMENT - Lift Truck	275, 676
F-817G	WAUKESHA - Engine Industrial.....	311, 718	FCG23T	TCM EQUIPMENT - Lift Truck	676
F-85	ALLIS CHALMERS - Sprayer.....	12	FCG25-4	TCM EQUIPMENT - Lift Truck	275, 676
F925	JOHN DEERE - Commercial Mower	166	FCG25-4H	TCM EQUIPMENT - Lift Truck	275, 676
F935	JOHN DEERE - Commercial Mower	166	FCG25H-3	TCM EQUIPMENT - Lift Truck	275, 676
Falcon	ELGIN SWEEPER - Sweeper	109	FCG25N	TCM EQUIPMENT - Lift Truck	275, 676
	SAME - Tractor	667, 667	FCG25T	TCM EQUIPMENT - Lift Truck	676
Farmall 100	INTERNATIONAL - Agricultural Tractor.....	493	FCG25T-3	TCM EQUIPMENT - Lift Truck	275, 676
Farmall 100HC	INTERNATIONAL - Agricultural Tractor.....	493	FCG28N	TCM EQUIPMENT - Lift Truck	275, 676
Farmall 130	INTERNATIONAL - Agricultural Tractor.....	493	FCG28T	TCM EQUIPMENT - Lift Truck	275, 676
Farmall 130HC	INTERNATIONAL - Agricultural Tractor.....	493	FCG30N	TCM EQUIPMENT - Lift Truck	275
Farmall 140	INTERNATIONAL - Agricultural Tractor.....	493	FCG30T	TCM EQUIPMENT - Lift Truck	676
Farmall 200	INTERNATIONAL - Agricultural Tractor.....	493	FCG35N	TCM EQUIPMENT - Lift Truck	275
Farmall 230	INTERNATIONAL - Agricultural Tractor.....	494	FCG36N	TCM EQUIPMENT - Lift Truck	275
Farmall 240	INTERNATIONAL - Agricultural Tractor.....	494	FCG36T-8	TCM EQUIPMENT - Lift Truck	275, 676
Farmall 31	CASE - Agricultural Tractor.....	32, 359	FD10	KOMATSU - Lift Truck.....	573
Farmall 35	CASE - Agricultural Tractor.....	32, 359	FD-10	mitsubishi - Lift Truck.....	232, 614
			FD-100 / FD-120	ALLIS CHALMERS - Lift Truck.....	331
			FD100Z	TCM EQUIPMENT - Lift Truck	676
			FD-10C	FIAT-ALLIS - Crawlers.....	112, 451
			FD10Z	TCM EQUIPMENT - Lift Truck	275, 676
			FD14	KOMATSU - Lift Truck	573

MODEL INDEX

Model	Make	Page	Model	Make	Page
FD-14MITSUBISHI - Lift Truck232, 614	FD9KOMATSU - Lift Truck573
FD14ZTCM EQUIPMENT - Lift Truck275, 676	FD9ZTCM EQUIPMENT - Lift Truck276, 677
FD15KOMATSU - Lift Truck573	FDC-1TOYOTA - Lift Truck707
FD-15MITSUBISHI - Lift Truck232, 614	FDC-10TOYOTA - Lift Truck707
FD-15TMITSUBISHI - Lift Truck232, 614	FDC-20TOYOTA - Lift Truck707
FD15ZTCM EQUIPMENT - Lift Truck275, 676	FDC-20-DMITSUBISHI - Lift Truck234, 616
FD18KOMATSU - Lift Truck573	FDC-25-DMITSUBISHI - Lift Truck234, 616
FD-18TOYOTA - Lift Truck301, 707	FDC-30TOYOTA - Lift Truck708
FD18ZTCM EQUIPMENT - Lift Truck275, 676	FDC-33TOYOTA - Lift Truck708
FD-20FIAT-ALLIS - Crawlers112, 451	FDC-35TOYOTA - Lift Truck708
FD20KOMATSU - Lift Truck573	FDC-45TOYOTA - Lift Truck708
FD-20MITSUBISHI - Lift Truck232, 614	FDL-18TOYOTA - Lift Truck302
FD-20B-DMITSUBISHI - Lift Truck232, 233, 614	FDL-23TOYOTA - Lift Truck302
FD-20B-DSMITSUBISHI - Lift Truck233, 614	FDT-25TOYOTA - Lift Truck708
FD-20DMITSUBISHI - Lift Truck233, 614	FE-12FIAT-ALLIS - Excavator451
FD20L-10KOMATSU - Lift Truck573	FE-16FIAT-ALLIS - Excavator451
FD20ZTCM EQUIPMENT - Lift Truck275, 676	FE-35MASSEY FERGUSON - Agricultural Tractor601
FD-23TOYOTA - Lift Truck707	FE-40FIAT-ALLIS - Excavator451
FD23ZTCM EQUIPMENT - Lift Truck276, 677	FE-65MASSEY FERGUSON - Agricultural Tractor601
FD-25MITSUBISHI - Lift Truck233, 614	FG-10MITSUBISHI - Lift Truck234, 616
TOYOTA - Lift Truck695, 707	TOYOTA - Lift Truck695, 708
FD-25B-DMITSUBISHI - Lift Truck233, 614	FG10-20KOMATSU - Lift Truck204, 573
FD-25B-DSMITSUBISHI - Lift Truck233, 614, 615	FG10NTCM EQUIPMENT - Lift Truck276, 677
FD-25DMITSUBISHI - Lift Truck233, 615	FG-14MITSUBISHI - Lift Truck234, 616
FD-25DSMITSUBISHI - Lift Truck233, 615	TOYOTA - Lift Truck695, 708
FD25L-10KOMATSU - Lift Truck573	FG14NTCM EQUIPMENT - Lift Truck276, 677
FD-25TMITSUBISHI - Lift Truck233, 615	FG-15MITSUBISHI - Lift Truck234, 616
FD25ZTCM EQUIPMENT - Lift Truck276, 677	TOYOTA - Lift Truck695, 708
FD28ZTCM EQUIPMENT - Lift Truck276	FG15-20KOMATSU - Lift Truck204, 573
FD-30ALLIS CHALMERS - Lift Truck331	FG-15B-GMITSUBISHI - Lift Truck234, 616
FIAT-ALLIS - Crawlers111, 112, 451	FG-15B-GLPMITSUBISHI - Lift Truck234, 616
MITSUBISHI - Lift Truck232, 233, 615	FG-15B-LPMITSUBISHI - Lift Truck234, 616
FD-30B-DMITSUBISHI - Lift Truck233, 615	FG-15B-LPSMITSUBISHI - Lift Truck234, 616
FD-30B-DSMITSUBISHI - Lift Truck233, 615	FG15C-13TCM EQUIPMENT - Lift Truck276, 677
FD-30DMITSUBISHI - Lift Truck233, 615	FG-15GMITSUBISHI - Lift Truck234, 617
FD-30DSMITSUBISHI - Lift Truck233, 615	FG-15G-LPMITSUBISHI - Lift Truck234, 617
FD-30TMITSUBISHI - Lift Truck233, 615	FG-15G-LPSMITSUBISHI - Lift Truck234, 617
FD30ZTCM EQUIPMENT - Lift Truck276	FG15HT-17KOMATSU - Lift Truck204, 573
FD-35AMITSUBISHI - Lift Truck233, 615	FG15HT-20KOMATSU - Lift Truck204, 573
FD-35AB-DMITSUBISHI - Lift Truck233, 615	FG15NMITSUBISHI - Lift Truck234, 617
FD-35A-DMITSUBISHI - Lift Truck233, 615	TCM EQUIPMENT - Lift Truck274, 276, 677
FD-35ATMITSUBISHI - Lift Truck234, 615	FG15SHT-17KOMATSU - Lift Truck204, 573
FD-35DMITSUBISHI - Lift Truck616	FG15SHT-20KOMATSU - Lift Truck205, 573
FD-35D2MITSUBISHI - Lift Truck616	FG-15TMITSUBISHI - Lift Truck234, 617
FD-35DSMITSUBISHI - Lift Truck616	FG15T-13TCM EQUIPMENT - Lift Truck276, 678
FD35ZTCM EQUIPMENT - Lift Truck276, 677	FG15ZNMITSUBISHI - Lift Truck234, 617
FD35Z5TCM EQUIPMENT - Lift Truck677	FG-17TOYOTA - Lift Truck708
FD-38MITSUBISHI - Lift Truck616	FG-18TOYOTA - Lift Truck302, 708
FD38ZTCM EQUIPMENT - Lift Truck276, 677	FG18-20KOMATSU - Lift Truck205, 573
FD40KOMATSU - Lift Truck573	FG-18B-GMITSUBISHI - Lift Truck234, 617
FD-40 / FD-50ALLIS CHALMERS - Lift Truck331	FG-18B-GLPMITSUBISHI - Lift Truck234, 617
FD-40DMITSUBISHI - Lift Truck616	FG-18B-LPMITSUBISHI - Lift Truck234, 617
FD-40D2MITSUBISHI - Lift Truck616	FG-18B-LPSMITSUBISHI - Lift Truck234, 617
FD40ZTCM EQUIPMENT - Lift Truck276, 677	FG18C-13TCM EQUIPMENT - Lift Truck276, 678
FD40Z2TCM EQUIPMENT - Lift Truck677	FG-18GMITSUBISHI - Lift Truck235, 617
FD-45DMITSUBISHI - Lift Truck616	FG-18GSMITSUBISHI - Lift Truck235, 617
FD-45D2MITSUBISHI - Lift Truck616	FG18HT-17KOMATSU - Lift Truck205, 574
FD45ZTCM EQUIPMENT - Lift Truck276, 677	FG18HT-20KOMATSU - Lift Truck205, 574
FD-5FIAT-ALLIS - Crawlers112	FG-18LPMITSUBISHI - Lift Truck235, 617
FD-50CMITSUBISHI - Lift Truck616	FG-18LPSMITSUBISHI - Lift Truck235, 617
FD-50C-DMITSUBISHI - Lift Truck616	FG-18LTMITSUBISHI - Lift Truck617
FD50ZTCM EQUIPMENT - Lift Truck276, 677	FG18NMITSUBISHI - Lift Truck235, 617
FD50Z6TCM EQUIPMENT - Lift Truck677	TCM EQUIPMENT - Lift Truck274, 276, 678
FD-60 / FD-70 / FD-80ALLIS CHALMERS - Lift Truck331	FG18SHT-17KOMATSU - Lift Truck205, 574
FD60ZTCM EQUIPMENT - Lift Truck276, 677	FG18SHT-20KOMATSU - Lift Truck205, 574
FD60Z5TCM EQUIPMENT - Lift Truck677	FG-18TMITSUBISHI - Lift Truck235
FD-7FIAT-ALLIS - Crawlers112	FG18T-13TCM EQUIPMENT - Lift Truck277, 678
FD70ZTCM EQUIPMENT - Lift Truck276, 677	FG18ZNMITSUBISHI - Lift Truck235, 617
FD70Z2TCM EQUIPMENT - Lift Truck677	FG-20MITSUBISHI - Lift Truck235, 618
FD80Z7TCM EQUIPMENT - Lift Truck677	TOYOTA - Lift Truck695, 708
FD-9FIAT-ALLIS - Crawlers112	FG204NISSAN - Lift Truck264, 654

MODEL INDEX

Model	Make	Page	Model	Make	Page
FG-20B-G MITSUBISHI - Lift Truck 235, 618	FG-35 MITSUBISHI - Lift Truck 238, 620
FG-20B-G-HP MITSUBISHI - Lift Truck 235, 618	 TOYOTA - Lift Truck 289, 302
FG-20B-GLP MITSUBISHI - Lift Truck 235, 618	FG-35A MITSUBISHI - Lift Truck 238, 620
FG-20B-GLP-HP MITSUBISHI - Lift Truck 235, 618	FG-35AB-G MITSUBISHI - Lift Truck 238, 620
FG-20B-GS MITSUBISHI - Lift Truck 235, 618	FG-35AB-GLP MITSUBISHI - Lift Truck 238, 621
FG-20B-LP MITSUBISHI - Lift Truck 235, 618	FG-35AB-LP MITSUBISHI - Lift Truck 238, 621
FG-20B-LP-HP MITSUBISHI - Lift Truck 235, 618	FG-35A-G MITSUBISHI - Lift Truck 238, 621
FG-20B-LPS MITSUBISHI - Lift Truck 235, 618	FG-35A-LP MITSUBISHI - Lift Truck 238, 621
FG20C-14 KOMATSU - Lift Truck 205, 574	FG-35A-LPS MITSUBISHI - Lift Truck 238, 621
FG20C-16 KOMATSU - Lift Truck 205, 574	FG-35AT MITSUBISHI - Lift Truck 238, 621
FG-20G MITSUBISHI - Lift Truck 235, 618	FG-35-G MITSUBISHI - Lift Truck 238, 621
FG-20GS MITSUBISHI - Lift Truck 235, 618	FG-35-G-2 MITSUBISHI - Lift Truck 238, 621
FG-20HP MITSUBISHI - Lift Truck 236, 618	FG-35-LP MITSUBISHI - Lift Truck 238, 621
FG-20LP MITSUBISHI - Lift Truck 236, 618	FG-35-LP2 MITSUBISHI - Lift Truck 238, 621
FG-20LPS MITSUBISHI - Lift Truck 236, 618	FG-35-LPS MITSUBISHI - Lift Truck 238, 621
FG20N MITSUBISHI - Lift Truck 236, 618	FG35N3 TCM EQUIPMENT - Lift Truck 678
 TCM EQUIPMENT - Lift Truck 274, 277, 678	FG35N7 TCM EQUIPMENT - Lift Truck 277, 678
FG20N-HO MITSUBISHI - Lift Truck 236, 618	FG-40 TOYOTA - Lift Truck 302
FG20SHT-14 KOMATSU - Lift Truck 205, 574	FG40-G MITSUBISHI - Lift Truck 238, 621
FG20SHT-16 KOMATSU - Lift Truck 205, 574	FG40-G2 MITSUBISHI - Lift Truck 239, 621
FG-20T MITSUBISHI - Lift Truck 236, 618	FG40-LP MITSUBISHI - Lift Truck 239, 621
FG-23 TOYOTA - Lift Truck 302, 708	FG40-LP2 MITSUBISHI - Lift Truck 239, 621
FG23N TCM EQUIPMENT - Lift Truck 277, 678	FG40-LPS MITSUBISHI - Lift Truck 239, 621
FG-25 MITSUBISHI - Lift Truck 236, 618, 619	FG40N7 TCM EQUIPMENT - Lift Truck 277, 678
 TOYOTA - Lift Truck 695, 708	FG-45 TOYOTA - Lift Truck 709
FG-25B-G MITSUBISHI - Lift Truck 236, 619	FG65 NEW HOLLAND - Motor Grader 640
FG-25B-G-HP MITSUBISHI - Lift Truck 236, 619	FG-65A FIAT-ALLIS - Grader 452
FG-25B-GLP MITSUBISHI - Lift Truck 236, 619	FG-7 TOYOTA - Lift Truck 709
FG-25B-GLP-HP MITSUBISHI - Lift Truck 236, 619	FG-75 FIAT-ALLIS - Grader 112, 452
FG-25B-GS MITSUBISHI - Lift Truck 236, 619	FG-85 FIAT-ALLIS - Grader 113, 452
FG-25B-LP MITSUBISHI - Lift Truck 236, 619	FG9 TCM EQUIPMENT - Lift Truck 277, 678
FG-25B-LP-HP MITSUBISHI - Lift Truck 236, 619	FG-9 TOYOTA - Lift Truck 709
FG-25B-LPS MITSUBISHI - Lift Truck 236, 619	FG-95 FIAT-ALLIS - Grader 113, 452
FG-25B-LPS-HP MITSUBISHI - Lift Truck 236, 619	FG9N TCM EQUIPMENT - Lift Truck 277, 678
FG25C-14 KOMATSU - Lift Truck 205, 574	FGC-10 MITSUBISHI - Lift Truck 239, 621
FG-25G MITSUBISHI - Lift Truck 236, 619	 TOYOTA - Lift Truck 695, 709
FG-25GLP MITSUBISHI - Lift Truck 237, 619	FGC-10-G MITSUBISHI - Lift Truck 239, 621
FG-25GS MITSUBISHI - Lift Truck 237, 619	FGC-10-GS MITSUBISHI - Lift Truck 239, 621
FG-25HP MITSUBISHI - Lift Truck 237, 619	FGC-10-LP MITSUBISHI - Lift Truck 239, 622
FG-25LP MITSUBISHI - Lift Truck 237, 619	FGC-10-LPS MITSUBISHI - Lift Truck 239, 622
FG-25LPS MITSUBISHI - Lift Truck 237, 619	FGC-13 TOYOTA - Lift Truck 709
FG25N MITSUBISHI - Lift Truck 237, 619	FGC-15 MITSUBISHI - Lift Truck 239, 622
 TCM EQUIPMENT - Lift Truck 274, 277, 678	 TOYOTA - Lift Truck 695, 709
FG25N-HO MITSUBISHI - Lift Truck 237, 619	FGC-15B-G MITSUBISHI - Lift Truck 239, 622
FG25SHT-14 KOMATSU - Lift Truck 205, 574	FGC-15B-GLP MITSUBISHI - Lift Truck 239, 622
FG-25T MITSUBISHI - Lift Truck 237, 620	FGC-15B-GS MITSUBISHI - Lift Truck 239, 622
FG25T-14 KOMATSU - Lift Truck 205, 574	FGC-15B-LP MITSUBISHI - Lift Truck 239, 622
FG-28 TOYOTA - Lift Truck 708	FGC-15B-LPS MITSUBISHI - Lift Truck 239, 622
FG28HT-16 KOMATSU - Lift Truck 205, 574	FGC-15G MITSUBISHI - Lift Truck 239, 622
FG28N TCM EQUIPMENT - Lift Truck 277, 678	FGC-15G-LP MITSUBISHI - Lift Truck 239, 622
FG28SHT-16 KOMATSU - Lift Truck 205, 574	FGC-15GS MITSUBISHI - Lift Truck 239, 622
FG-30 MITSUBISHI - Lift Truck 237, 620	FGC-15-LP MITSUBISHI - Lift Truck 239, 622
 TOYOTA - Lift Truck 695, 708	FGC-15-LPS MITSUBISHI - Lift Truck 239, 622
FG-30B-G MITSUBISHI - Lift Truck 237, 620	FGC15N MITSUBISHI - Lift Truck 239, 622
FG-30B-GLP MITSUBISHI - Lift Truck 237, 620	FGC-15T-LP MITSUBISHI - Lift Truck 240, 622
FG-30B-GS MITSUBISHI - Lift Truck 237, 620	FGC-18 MITSUBISHI - Lift Truck 240, 622
FG-30B-LP MITSUBISHI - Lift Truck 237, 620	 TOYOTA - Lift Truck 289, 302, 709
FG-30B-LPS MITSUBISHI - Lift Truck 237, 620	FGC-18B-G MITSUBISHI - Lift Truck 240, 623
FG30C-14 KOMATSU - Lift Truck 205, 574	FGC-18B-GLP MITSUBISHI - Lift Truck 240, 623
FG-30G MITSUBISHI - Lift Truck 237, 620	FGC-18B-LP MITSUBISHI - Lift Truck 240, 623
FG-30G-LP MITSUBISHI - Lift Truck 237, 620	FGC-18B-LPS MITSUBISHI - Lift Truck 240, 623
FG-30-GS MITSUBISHI - Lift Truck 238, 620	FGC18N MITSUBISHI - Lift Truck 240, 623
FG30HT-14 KOMATSU - Lift Truck 206, 574	FGC-20 MITSUBISHI - Lift Truck 240, 623
FG-30-LP MITSUBISHI - Lift Truck 238, 620	 TOYOTA - Lift Truck 695, 709
FG-30-LPS MITSUBISHI - Lift Truck 238, 620	FGC-20B MITSUBISHI - Lift Truck 240, 623
FG30N TCM EQUIPMENT - Lift Truck 277, 678	FGC-20B-G MITSUBISHI - Lift Truck 240, 623
FG30SHT-16 KOMATSU - Lift Truck 206, 574	FGC-20B-G-HP MITSUBISHI - Lift Truck 240, 623
FG-30T MITSUBISHI - Lift Truck 238, 620	FGC-20B-GLP MITSUBISHI - Lift Truck 240, 623
FG32HT-16 KOMATSU - Lift Truck 206, 574	FGC-20B-GLP-HP MITSUBISHI - Lift Truck 240, 623
FG32SHT-16 KOMATSU - Lift Truck 206, 574	FGC-20B-LP MITSUBISHI - Lift Truck 240, 623
FG33N MITSUBISHI - Lift Truck 238, 620	FGC-20B-LP-HP MITSUBISHI - Lift Truck 240, 623

MODEL INDEX

Model	Make	Page	Model	Make	Page
FGC-20B-LPS MITSUBISHI - Lift Truck 240, 623	FHG18T-3 TCM EQUIPMENT - Lift Truck 277, 679
FGC-20B-LPS-HP MITSUBISHI - Lift Truck 240, 623	FHG18T-9 TCM EQUIPMENT - Lift Truck 278, 679
FGC20CN MITSUBISHI - Lift Truck 240, 623	FHG20N TCM EQUIPMENT - Lift Truck 278, 679
FGC-20-GLP MITSUBISHI - Lift Truck 240, 241, 623	FHG20T-3 TCM EQUIPMENT - Lift Truck 278, 679
FGC-20-HP MITSUBISHI - Lift Truck 241, 623	FHG25N TCM EQUIPMENT - Lift Truck 278, 679
FGC-20-LP MITSUBISHI - Lift Truck 241, 624	FHG25T-3 TCM EQUIPMENT - Lift Truck 278, 679
FGC-20-LPS MITSUBISHI - Lift Truck 241, 624	FHG30N TCM EQUIPMENT - Lift Truck 278, 679
FGC20N MITSUBISHI - Lift Truck 241, 624	FHG30T-3 TCM EQUIPMENT - Lift Truck 278, 679
FGC20N-HO MITSUBISHI - Lift Truck 241, 624	FHG35N TCM EQUIPMENT - Lift Truck 278
FGC-20T-LP MITSUBISHI - Lift Truck 241, 624	FHG36N TCM EQUIPMENT - Lift Truck 278
FGC-23 TOYOTA - Lift Truck 302, 709	FIA-20 BAKER - Lift Truck 340
FGC-25 MITSUBISHI - Lift Truck 241, 624	FIA-30 BAKER - Lift Truck 340
 TOYOTA - Lift Truck 695, 709	FID-30 BAKER - Lift Truck 14, 340
FGC-25B-G MITSUBISHI - Lift Truck 241, 624	FID-55 BAKER - Lift Truck 14, 340
FGC-25B-G-HP MITSUBISHI - Lift Truck 241, 624	FID-60 BAKER - Lift Truck 14, 340
FGC-25B-GLP MITSUBISHI - Lift Truck 241, 624	FID-80 BAKER - Lift Truck 14, 340
FGC-25B-GLP-HP MITSUBISHI - Lift Truck 241, 624	FIF-30 BAKER - Lift Truck 14, 340
FGC-25B-GS MITSUBISHI - Lift Truck 241, 624	FIF-50 BAKER - Lift Truck 14, 340
FGC-25B-LP MITSUBISHI - Lift Truck 241, 624	FIF-60 BAKER - Lift Truck 340
FGC-25B-LP-HP MITSUBISHI - Lift Truck 241, 624	FIF-80 BAKER - Lift Truck 340
FGC-25B-LPS MITSUBISHI - Lift Truck 241, 624	FJA-20 BAKER - Lift Truck 340
FGC-25B-LPS-HP MITSUBISHI - Lift Truck 241, 624	FJA-30 BAKER - Lift Truck 340
FGC-25G MITSUBISHI - Lift Truck 241, 242, 624	FJD-20 BAKER - Lift Truck 340
FGC-25G-LP MITSUBISHI - Lift Truck 242, 624	FJD-30 BAKER - Lift Truck 14, 340
FGC-25GS MITSUBISHI - Lift Truck 242, 624, 625	FJD-55 BAKER - Lift Truck 14, 341
FGC-25HP MITSUBISHI - Lift Truck 242, 625	FJD-60 BAKER - Lift Truck 14, 341
FGC-25-LP MITSUBISHI - Lift Truck 242, 625	FJD-80 BAKER - Lift Truck 14, 341
FGC-25-LPS MITSUBISHI - Lift Truck 242, 625	FJF-20 BAKER - Lift Truck 341
FGC25N MITSUBISHI - Lift Truck 242, 625	FJF-30 BAKER - Lift Truck 15, 341
FGC25N-HO MITSUBISHI - Lift Truck 242, 625	FJF-50 BAKER - Lift Truck 15, 341
FGC25NR MITSUBISHI - Lift Truck 242, 625	FJF-60 BAKER - Lift Truck 341
FGC-25T MITSUBISHI - Lift Truck 242, 625	FJF-80 BAKER - Lift Truck 341
FGC-25T-LP MITSUBISHI - Lift Truck 242, 625	FL-10C FIAT-ALLIS - Wheel Loader 114, 454
FGC-28 TOYOTA - Lift Truck 302, 709	FL-14C FIAT-ALLIS - Wheel Loader 114, 454
FGC28N MITSUBISHI - Lift Truck 242, 625	FL-20 FIAT-ALLIS - Wheel Loader 114, 454
FGC-30 MITSUBISHI - Lift Truck 242, 625	FL-4C FIAT-ALLIS - Wheel Loader 454
 TOYOTA - Lift Truck 695, 709	FL-4D FIAT-ALLIS - Wheel Loader 454
FGC-30B-G MITSUBISHI - Lift Truck 242, 625	FL-4L FIAT-ALLIS - Wheel Loader 454
FGC-30B-GLP MITSUBISHI - Lift Truck 242, 625	FL-4M FIAT-ALLIS - Loader 452
FGC-30B-LP MITSUBISHI - Lift Truck 242, 625	FL-5 FIAT-ALLIS - Loader 113, 452
FGC-30B-LPS MITSUBISHI - Lift Truck 243, 625	FL-5B FIAT-ALLIS - Loader 452
FGC-30G MITSUBISHI - Lift Truck 243, 625	FL-7 FIAT-ALLIS - Loader 113
FGC-30G-LP MITSUBISHI - Lift Truck 243, 625	FL-9 FIAT-ALLIS - Wheel Loader 114, 115
FGC-30GS MITSUBISHI - Lift Truck 243, 625, 626	Fleetwing ELGIN SWEEPER - Sweeper 440
FGC-30-LP MITSUBISHI - Lift Truck 243, 626	FLX3010 CASE - Floater 42
FGC-30-LPS MITSUBISHI - Lift Truck 243, 626	FLX3300B CASE - Floater 42
FGC30N MITSUBISHI - Lift Truck 243, 626	FLX3330B CASE - Floater 42
FGC-30T MITSUBISHI - Lift Truck 243, 626	FLX3510 CASE - Floater 42
FGC-30T-LP MITSUBISHI - Lift Truck 243, 626	FLX4300 CASE - Floater 42
FGC-33 TOYOTA - Lift Truck 709	FLX4510 CASE - Floater 42
FGC33N MITSUBISHI - Lift Truck 243, 626	FMD-20 BAKER - Lift Truck 341
FGC-35 TOYOTA - Lift Truck 709, 710	FMD-30 BAKER - Lift Truck 15, 341
FGC-40 TOYOTA - Lift Truck 710	FMD-55 BAKER - Lift Truck 15, 341
FGC-45 TOYOTA - Lift Truck 710	FMD-60 BAKER - Lift Truck 15, 341
FGD-30 BAKER - Lift Truck 14, 339	FMD-80 BAKER - Lift Truck 15, 341
FGD-55 BAKER - Lift Truck 14, 339	FMF-20 BAKER - Lift Truck 341
FGE-35 TOYOTA - Lift Truck 710	FMF-30 BAKER - Lift Truck 15, 341
FGE-45 TOYOTA - Lift Truck 710	FMF-50 BAKER - Lift Truck 15, 341
FGF-30 BAKER - Lift Truck 14, 339	FMF-60 BAKER - Lift Truck 342
FGF-50 BAKER - Lift Truck 14, 339	FMF-80 BAKER - Lift Truck 342
FGF-60 BAKER - Lift Truck 340	FN160 FLEXTRAC NODWELL - Misc. Equipment 115,
FGF-80 BAKER - Lift Truck 340	 457	
FGL-18 TOYOTA - Lift Truck 302, 710	Fox 35 SAME - Crawlers 666
FGL-20 TOYOTA - Lift Truck 302, 710	Fox 45 SAME - Crawlers 667
FGL-23 TOYOTA - Lift Truck 302, 710	Fox 55 SAME - Crawlers 667
FGL-25 TOYOTA - Lift Truck 302, 710	FP-40 / FP-50 ALLIS CHALMERS - Lift Truck 331
FGS-20 TOYOTA - Lift Truck 710	FPD-40 / FPD-50 ALLIS CHALMERS - Lift Truck 331
FHG15N TCM EQUIPMENT - Lift Truck 277, 678	FPD-60 / FPD-70 / FPD-80 ALLIS CHALMERS - Lift Truck 10
FHG15T-3 TCM EQUIPMENT - Lift Truck 277, 678	FPD-60D / FPD-70D / FPD-80D ALLIS CHALMERS - Lift Truck 10
FHG15T-9 TCM EQUIPMENT - Lift Truck 277, 678	FR-10 FIAT-ALLIS - Wheel Loader 115
FHG18N TCM EQUIPMENT - Lift Truck 277, 678	FR100 FIAT-ALLIS - Wheel Loader 454

MODEL INDEX

Model	Make	Page	Model	Make	Page
FR-10B	FIAT-ALLIS - Wheel Loader	454	GC-2025	DAEWOO - Lift Truck	431
FR-11	FIAT-ALLIS - Wheel Loader	454	GC-2030	DAEWOO - Lift Truck	431
FR-12	FIAT-ALLIS - Wheel Loader	115	GC20S	DAEWOO - Lift Truck	431
FR130	FIAT-ALLIS - Wheel Loader	455	GC25	CATERPILLAR - Lift Truck	64, 389
FR130.2	FIAT-ALLIS - Wheel Loader	455	GC25S	DAEWOO - Lift Truck	431
FR-15	FIAT-ALLIS - Wheel Loader	115, 455	GC30	CATERPILLAR - Lift Truck	64, 389
FR-15B	FIAT-ALLIS - Wheel Loader	455	GC30S	DAEWOO - Lift Truck	431
FR-20	FIAT-ALLIS - Wheel Loader	115, 455	GCK	POCLAIN - Excavator	663
FR-35	FIAT-ALLIS - Wheel Loader	115, 455	GCS12	CLARK - Lift Truck	416
FR-7	FIAT-ALLIS - Wheel Loader	455	GCS15	CLARK - Lift Truck	416
FR70	FIAT-ALLIS - Wheel Loader	455	GCS17	CLARK - Lift Truck	92, 416
FR-9	FIAT-ALLIS - Wheel Loader	455	GCS20	CLARK - Lift Truck	92, 416
FR90	FIAT-ALLIS - Wheel Loader	455	GCS25	CLARK - Lift Truck	92, 416
Frutteto 60	SAME - Tractor	667	GCS30	CLARK - Lift Truck	92, 416
FS-11	FIAT-ALLIS - Tractor Scraper	113, 453	GCX20	CLARK - Lift Truck	92, 416
FS-20	FIAT-ALLIS - Tractor Scraper	113, 453	GCX25E	CLARK - Lift Truck	92, 416
FS-21	FIAT-ALLIS - Tractor Scraper	113, 114, 453	GCX30C	CLARK - Lift Truck	92
FS-22	FIAT-ALLIS - Tractor Scraper	114, 453	GCX40	CLARK - Lift Truck	92, 416
FS-23	FIAT-ALLIS - Tractor Scraper	114, 453	GCX50	CLARK - Lift Truck	92, 416
FS46	NISSAN - Engine Industrial	262	GD200	KOMATSU - Motor Grader	206
FT546CB	FABTEK - Misc. Equipment	447	GD300	KOMATSU - Motor Grader	206
FVG20N	TCM EQUIPMENT - Lift Truck	278, 679	GD521A	KOMATSU - Motor Grader	575
FVG23N	TCM EQUIPMENT - Lift Truck	278, 679	GD600R	KOMATSU - Motor Grader	575
FVG25N	TCM EQUIPMENT - Lift Truck	278, 679	GD605A	KOMATSU - Motor Grader	575
FVG28N	TCM EQUIPMENT - Lift Truck	278, 679	GD605R	KOMATSU - Motor Grader	575
FVG30N	TCM EQUIPMENT - Lift Truck	278, 679	GD611A	KOMATSU - Motor Grader	575
FVM Models	ISUZU - Heavy Duty	140	GD623A	KOMATSU - Motor Grader	575
FVR Models	ISUZU - Medium Duty	140	GD625A	KOMATSU - Motor Grader	575
FVZ Models	ISUZU - Heavy Duty	140	GD661A	KOMATSU - Motor Grader	575
FW110	FIAT-ALLIS - Wheel Loader	455	GD663A	KOMATSU - Motor Grader	575
FW130	FIAT-ALLIS - Wheel Loader	455	GD705A	KOMATSU - Motor Grader	575
FW90	FIAT-ALLIS - Wheel Loader	455	GE	KOMATSU - Lift Truck	206
FX25	NEW HOLLAND - Harvester	253		SUMITOMO YALE - Lift Truck	273, 273, 674
FX45	NEW HOLLAND - Harvester	253	GENESIS 2145	BUHLER GENESIS - Agricultural Tractor	349
FY30	POCLAIN - Excavator	663	GENESIS 2145 II	BUHLER GENESIS - Agricultural Tractor	349
FZ2100	KUBOTA - Mower - Front	209	GENESIS 2160	BUHLER GENESIS - Agricultural Tractor	349
FZ2400	KUBOTA - Mower - Front	209	GENESIS 2160 II	BUHLER GENESIS - Agricultural Tractor	349
G	ALLIS CHALMERS - Agricultural Tractor	6	GENESIS 2180	BUHLER GENESIS - Agricultural Tractor	22, 349
G-1055	MINNEAPOLIS MOLINE - Tractor	231	GENESIS 2210	BUHLER GENESIS - Agricultural Tractor	22, 349
	WHITE (Mpls Moline) - Tractor	317, 317	Genesis R70	CARRIER TRANSICOLD - Trailer Unit	23, 352
G-1355	MINNEAPOLIS MOLINE - Tractor	231	Genesis R90	CARRIER TRANSICOLD - Trailer Unit	24
	WHITE (Mpls Moline) - Tractor	317, 317	Genesis TM1000	CARRIER TRANSICOLD - Trailer Unit	24, 352
G20S	DAEWOO - Lift Truck	431	Genesis TM900	CARRIER TRANSICOLD - Trailer Unit	24, 352
G2160	KUBOTA - Tractor - Garden	214	Genesis TR100	CARRIER TRANSICOLD - Trailer Unit	24, 352
G2160-R48S	KUBOTA - Tractor - Garden	214	Go-Devil	DROTT MFG. - Crane	439
G2460G	KUBOTA - Lawn & Garden Tractor	207	GP15	CATERPILLAR - Lift Truck	64, 389
G25S	DAEWOO - Lift Truck	431	GP18	CATERPILLAR - Lift Truck	64, 389
G-266	KUBOTA - Engine Industrial	575	GP20	CATERPILLAR - Lift Truck	64, 389
G30S	DAEWOO - Lift Truck	431	GP-2025	DAEWOO - Lift Truck	431
G6030	NEW HOLLAND - Mower - Front	254	GP-2030	DAEWOO - Lift Truck	431
G6035	NEW HOLLAND - Mower - Front	254	GP25	CATERPILLAR - Lift Truck	64, 389
G740	VOLVO - Motor Grader	307, 714	GP30	CATERPILLAR - Lift Truck	64, 390
G740B	VOLVO - Motor Grader	307, 714	GP35	CATERPILLAR - Lift Truck	390
G740VHP	VOLVO - Motor Grader	307	GPS12	CLARK - Lift Truck	416
G746B	VOLVO - Motor Grader	307, 714	GPS15	CLARK - Lift Truck	416
G780	VOLVO - Motor Grader	307, 714	GPS17	CLARK - Lift Truck	92, 416
G780B	VOLVO - Motor Grader	307, 714	GPS20	CLARK - Lift Truck	92, 416
G780VHP	VOLVO - Motor Grader	307	GPS25	CLARK - Lift Truck	92, 416
G-955	MINNEAPOLIS MOLINE - Tractor	231	GPS30	CLARK - Lift Truck	93, 416, 417
	WHITE (Mpls Moline) - Tractor	317, 317	GPX20	CLARK - Lift Truck	93, 417
Gator 6 x 4	JOHN DEERE - Utility Vehicle	200	GPX25E	CLARK - Lift Truck	93, 417
Gator CS Compact Series	JOHN DEERE - Utility Vehicle	200	GPX30	CLARK - Lift Truck	93, 417
Gator CX Compact Series	JOHN DEERE - Utility Vehicle	200	GPX35D	CLARK - Lift Truck	417
Gator HPX	JOHN DEERE - Utility Vehicle	200	GPX40D	CLARK - Lift Truck	417
Gator TH 6x4	JOHN DEERE - Utility Vehicle	200	GPX50D	CLARK - Lift Truck	417
Gator TH 6x4 Diesel	JOHN DEERE - Utility Vehicle	565	Greensmaster 3200	TORO - Mower - Greens	289
Gator XUV 850D 4x4	JOHN DEERE - Utility Vehicle	200, 565	Groundsmaster 220D	TORO - Mower - Fairway	288
GC120	POCLAIN - Excavator	663	Groundsmaster 223D	TORO - Mower - Fairway	288
GC15	CATERPILLAR - Lift Truck	64, 389	Groundsmaster 224	TORO - Mower - Fairway	288
GC18	CATERPILLAR - Lift Truck	64, 389	Groundsmaster 228D	TORO - Mower - Fairway	288
GC20	CATERPILLAR - Lift Truck	64, 389	Groundsmaster 3280-D	TORO - Commercial Mower	288

MODEL INDEX

Model	Make	Page	Model	Make	Page
Groundsmaster 328D	TORO - Mower - Fairway	288	H-30B	HOUGH - Payloader	481
Groundsmaster 3500-D	TORO - Commercial Mower	288		INTERNATIONAL - Payloader	500, 500
Groundsmaster 7200	TORO - Commercial Mower	288	H-30F	INTERNATIONAL - Payloader	500
Groundsmaster 7210	TORO - Commercial Mower	288	H-30H	HYSTER - Lift Truck	485
GS12D-LP	HAWKPOWER - Generator	478	H-30R	INTERNATIONAL - Payloader	500
GV1125-Q60	KUBOTA - Generator	577	H-350A	HYSTER - Lift Truck	485
GV3170-SW	KUBOTA - Generator	577	H-35XL	HYSTER - Lift Truck	485
GV3190QSW	KUBOTA - Generator	577	H-35XM	HYSTER - Lift Truck	485
GV3240	KUBOTA - Generator	577	H-360	HYSTER - Lift Truck	485
GV3240-SW	KUBOTA - Generator	577	H-360A	HYSTER - Lift Truck	485
GV3250QSW	KUBOTA - Generator	577	H-360AD	HYSTER - Lift Truck	485
GW3	GRADALL - Grader	475	H-40	HYSTER - Lift Truck	485
GY120	POCLAIN - Excavator	663	H-400	HYSTER - Lift Truck	485
H Street King	ELGIN SWEEPER - Sweeper	440		INTERNATIONAL - Payloader	500, 500
H01	NISSAN - Lift Truck	264, 654	H-400A	HYSTER - Lift Truck	485
H02	NISSAN - Lift Truck	264, 654, 655	H-400AD	HYSTER - Lift Truck	485
H-100	HOUGH - Payloader	481	H-400B	INTERNATIONAL - Payloader	500
H-100B	HYSTER - Lift Truck	483	H-400C	INTERNATIONAL - Payloader	137, 500
	INTERNATIONAL - Payloader	500, 500	H40-60JS	HYSTER - Lift Truck	127, 485
H-100C	HYSTER - Lift Truck	483	H-40F	HYSTER - Lift Truck	486
	INTERNATIONAL - Payloader	500, 500	H-40FT	HYSTER - Lift Truck	486
H100E	HYSTER - Lift Truck	126, 483	H-40H	HYSTER - Lift Truck	486
H100XL	HYSTER - Lift Truck	483	H-40XL	HYSTER - Lift Truck	486
H10-150F	HYSTER - Lift Truck	126, 483	H-45XM	HYSTER - Lift Truck	486
H-1077	WAUKESHA - Engine Industrial	311, 718	H-460	HYSTER - Lift Truck	486
H-110	HYSTER - Lift Truck	483	H-460AD	HYSTER - Lift Truck	486
H110E	HYSTER - Lift Truck	127, 483	H-50	HYSTER - Lift Truck	486
H-110E-160	HYSTER - Lift Truck	483	H-50B	INTERNATIONAL - Payloader	137
H110F	HYSTER - Lift Truck	127, 483	H-50C	HOUGH - Payloader	481
H110XL	HYSTER - Lift Truck	483		INTERNATIONAL - Payloader	500, 501
H-120B	HOUGH - Payloader	481	H-50F	HYSTER - Lift Truck	486
	HYSTER - Lift Truck	483, 483	H-50FT	HYSTER - Lift Truck	486
H-120C	HYSTER - Lift Truck	483	H-50H	HYSTER - Lift Truck	486
	INTERNATIONAL - Payloader	500, 500	H-50XL	HYSTER - Lift Truck	486
H120XM	HYSTER - Lift Truck	127	H-50XM	HYSTER - Lift Truck	486
H-130	HYSTER - Lift Truck	483	H-520	HYSTER - Lift Truck	486
H-130F	HYSTER - Lift Truck	127, 483	H-60	HYSTER - Lift Truck	486
H130XL	HYSTER - Lift Truck	483	H-60-65XM	HYSTER - Lift Truck	486
H-135XL	HYSTER - Lift Truck	127	H-60B	INTERNATIONAL - Payloader	501
H-150	HYSTER - Lift Truck	483	H-60C	HYSTER - Lift Truck	487
H-150-275F	HYSTER - Lift Truck	127, 483	H-60CP	HYSTER - Lift Truck	487
H-150-275H	HYSTER - Lift Truck	127, 483	H-60E	INTERNATIONAL - Payloader	137, 501
H-150E	HYSTER - Lift Truck	484	H-60FT	HYSTER - Lift Truck	487
H-150F	HYSTER - Lift Truck	127, 484	H-60H	HYSTER - Lift Truck	487
H155	JOHN DEERE - Harvester	180	H-60XL	HYSTER - Lift Truck	487
H-155XL	HYSTER - Lift Truck	127	H-620	HYSTER - Lift Truck	487
H-155XL2	HYSTER - Lift Truck	127	H-65B	INTERNATIONAL - Payloader	137
H-160-110E	HYSTER - Lift Truck	127, 484	H-65C	INTERNATIONAL - Payloader	137, 501
H-165	HYSTER - Lift Truck	484	H7	JOHN DEERE - Harvester	180, 549
H-165E	HYSTER - Lift Truck	484	H-70	HYSTER - Lift Truck	487
H-165H	HYSTER - Lift Truck	127	H-700	HYSTER - Lift Truck	487
H-180	HYSTER - Lift Truck	484	H-70C	HYSTER - Lift Truck	487
H-180E	HYSTER - Lift Truck	484	H-70CP	HYSTER - Lift Truck	487
H-180H	HYSTER - Lift Truck	484	H-70FT	HYSTER - Lift Truck	487
H-200	HYSTER - Lift Truck	484	H-80	HYSTER - Lift Truck	487
H-200E	HYSTER - Lift Truck	484		INTERNATIONAL - Payloader	500, 501
H-200ES	HYSTER - Lift Truck	484	H-800A	HYSTER - Lift Truck	487
H-225	HYSTER - Lift Truck	484	H-80A	INTERNATIONAL - Payloader	501
H-225E	HYSTER - Lift Truck	484	H-80B	INTERNATIONAL - Payloader	137, 501
H230HD	HYSTER - Lift Truck	127	H-80C	HYSTER - Lift Truck	487
H-250	HYSTER - Lift Truck	484	H-80CP	HYSTER - Lift Truck	487
H-250A	HYSTER - Lift Truck	484	H-80XL	HYSTER - Lift Truck	487
H-250E	HYSTER - Lift Truck	484	H-884	WAUKESHA - Engine Industrial	718
H-25B	INTERNATIONAL - Payloader	137, 500	H-90C	INTERNATIONAL - Payloader	501
H25D	LINDE - Lift Truck	597	H-90E	INTERNATIONAL - Payloader	137, 501
H-25XL	HYSTER - Lift Truck	484	H-920	HYSTER - Lift Truck	488
H-25XM	HYSTER - Lift Truck	485	HA-180	JOHN DEERE - Power Unit	558
H280HD	HYSTER - Lift Truck	127	HB-25	INTERNATIONAL - Payloader	138, 501
H-30	HYSTER - Lift Truck	485	HC300	POCLAIN - Excavator	663
H-300	HYSTER - Lift Truck	485	HC5600	HARLO - Lift Truck	126, 478
H-300A	HYSTER - Lift Truck	485	HC8000	HARLO - Lift Truck	126, 478

MODEL INDEX

Model	Make	Page	Model	Make	Page
HD-11	ALLIS CHALMERS - Crawlers	328	I-2400AD	INTERNATIONAL - Industrial Tractor	135, 497
HD-11DD	ALLIS CHALMERS - Crawlers	328	I-2400B	INTERNATIONAL - Industrial Tractor	135
HD-11DD / PS	FIAT-ALLIS - Tractor	453	I-2400BD	INTERNATIONAL - Industrial Tractor	135, 497
HD-11PD	ALLIS CHALMERS - Crawlers	328	I-2500A	INTERNATIONAL - Industrial Tractor	135
HD-11PS	ALLIS CHALMERS - Crawlers	328	I-2500AD	INTERNATIONAL - Industrial Tractor	136, 497
HD-12	ALLIS CHALMERS - Crawler Tractor	328	I-2500B	INTERNATIONAL - Industrial Tractor	136
HD-12G	ALLIS CHALMERS - Loader	332	I-2500BD	INTERNATIONAL - Industrial Tractor	136, 497
HD-16	ALLIS CHALMERS - Crawlers	7	I-3400A	INTERNATIONAL - Industrial Tractor	136
HD-16DD	ALLIS CHALMERS - Crawlers	7	I-3400AD	INTERNATIONAL - Industrial Tractor	136, 497
HD-16DD / PS	FIAT-ALLIS - Tractor	113, 453	I-3400DA	INTERNATIONAL - Loader	137, 498
HD-16DP	ALLIS CHALMERS - Crawlers	7	I-3500A	INTERNATIONAL - Industrial Tractor	136
	FIAT-ALLIS - Crawler Tractor	450, 450	I-3500AD	INTERNATIONAL - Industrial Tractor	136, 497
HD-16P	ALLIS CHALMERS - Crawlers	328	I-3500DA	INTERNATIONAL - Loader	137, 498
HD-16PS	ALLIS CHALMERS - Crawlers	7	I-3600AD	INTERNATIONAL - Backhoe	134, 496
HD-21	ALLIS CHALMERS - Crawlers	7	I-3800D	INTERNATIONAL - Industrial Tractor	497
	FIAT-ALLIS - Tractor	113, 113, 453	I-3820DA	INTERNATIONAL - Backhoe	134, 496
HD-21G	ALLIS CHALMERS - Crawlers	328	I-3850D	INTERNATIONAL - Industrial Tractor	497
HD-31	FIAT-ALLIS - Tractor	113, 453	I-4000DB	INTERNATIONAL - Lift Truck	136, 498
HD-4	ALLIS CHALMERS - Crawlers	328	I-4500A	INTERNATIONAL - Industrial Tractor	136
HD-41	ALLIS CHALMERS - Crawlers	7, 329	I-4500AD	INTERNATIONAL - Industrial Tractor	136, 497
	FIAT-ALLIS - Tractor	113, 113, 453	I-4500B	INTERNATIONAL - Industrial Tractor	136
HD465-5	KOMATSU - Class 8 Dump	570	I-4500BD	INTERNATIONAL - Industrial Tractor	136, 497
HD-6	ALLIS CHALMERS - Crawlers	7, 329	I-464	INTERNATIONAL - Industrial Tractor	136
	FIAT-ALLIS - Tractor	452, 453	I-464D	INTERNATIONAL - Industrial Tractor	136, 497
HD-6G	ALLIS CHALMERS - Loader	332	I-574	INTERNATIONAL - Industrial Tractor	136
HD-7	ALLIS CHALMERS - Crawlers	329	I-574D	INTERNATIONAL - Industrial Tractor	136, 497
HD-76B	ALLIS CHALMERS - Crawlers	329	I-674	INTERNATIONAL - Industrial Tractor	136
HD-7B	ALLIS CHALMERS - Crawlers	329	I-674D	INTERNATIONAL - Industrial Tractor	136, 497
HD-7G	ALLIS CHALMERS - Crawlers	329	I-674DRC	INTERNATIONAL - Industrial Tractor	136, 497
HD-7GB	ALLIS CHALMERS - Loader	332	I-674RC	INTERNATIONAL - Industrial Tractor	136
Heat King	THERMO KING - Misc. Equipment	686	I-8000B	INTERNATIONAL - Loader	137
HK, HK-II, HK-III	THERMO KING - Trailer Unit	688	I-8000DB	INTERNATIONAL - Lift Truck	137, 498
HK-100	THERMO KING - Trailer Unit	688	I-900	ALLIS CHALMERS - Industrial Tractor	330
HK-30	THERMO KING - Trailer Unit	688	I-9000	INTERNATIONAL - Lift Truck	137
HK-60	THERMO KING - Trailer Unit	688	I-9000D	INTERNATIONAL - Lift Truck	137
HL3 Series	LISTER-PETTER - Tractor	218, 598	I-918	ALLIS CHALMERS - Industrial Tractor	330
HL4 Series	LISTER-PETTER - Tractor	218, 598	International B-275	INTERNATIONAL - Agricultural Tractor	133, 494
HL6 Series	LISTER-PETTER - Tractor	218	International B-276	INTERNATIONAL - Agricultural Tractor	133, 494
HL770 Series	HYUNDAI - Wheel Loader	492	International B-354	INTERNATIONAL - Agricultural Tractor	133, 494
HML30	SCHAEFF-NAMCO - Lift Truck	669	International B-364	INTERNATIONAL - Agricultural Tractor	133, 494
HR 292 A	VM (Stabilimenti Meccanici) - Engine Industrial	306	International B-414	INTERNATIONAL - Agricultural Tractor	133, 494
HR 392 A	VM (Stabilimenti Meccanici) - Engine Industrial	306	International B-434	INTERNATIONAL - Agricultural Tractor	133, 494
HR2 / HR3 Series	LISTER-PETTER - Tractor	218, 598	International B-444	INTERNATIONAL - Agricultural Tractor	133, 494
HR4 / HR6 Series	LISTER-PETTER - Tractor	218, 598	International B-450	INTERNATIONAL - Agricultural Tractor	134
HT25	DITCH WITCH - Trencher	107	International B-614	INTERNATIONAL - Agricultural Tractor	134
HUT100 Series	CLARK - Lift Truck	417	International B-634	INTERNATIONAL - Agricultural Tractor	134
HUT60 Series	CLARK - Lift Truck	417	International I-4	INTERNATIONAL - Agricultural Tractor	495
HUT70 Series	CLARK - Lift Truck	417	Intrac 2002	DEUTZ-FAHR - Tractor	437
HUT80 Series	CLARK - Lift Truck	417	Intrac 2003	DEUTZ-FAHR - Tractor	107, 437
HW300	NEW HOLLAND - Windrower	262, 651	Intrac 2004	DEUTZ-FAHR - Tractor	107, 437
HW320	NEW HOLLAND - Windrower	262, 651	Intrac 6.30	DEUTZ-FAHR - Tractor	107, 437
HW340	NEW HOLLAND - Windrower	262, 651	Intrac 6.60	DEUTZ-FAHR - Tractor	107
HW345 SP	NEW HOLLAND - Windrower	651	Ionic 144	BPM - Engine Industrial	22, 349
HW365 SP	NEW HOLLAND - Windrower	651	IPS500G	VOLVO PENTA - Engine Industrial	715
Hydro 100D	INTERNATIONAL - Agricultural Tractor	133	IT12B	CATERPILLAR - Tool Carrier	78, 401
Hydro 186D	INTERNATIONAL - Agricultural Tractor	133	IT12F	CATERPILLAR - Tool Carrier	78
Hydro 686	INTERNATIONAL - Agricultural Tractor	133	IT14B	CATERPILLAR - Tool Carrier	78, 401
Hydro 686D	INTERNATIONAL - Agricultural Tractor	133	IT14F	CATERPILLAR - Tool Carrier	78, 401
Hydro 70	INTERNATIONAL - Agricultural Tractor	133	IT14G	CATERPILLAR - Tool Carrier	78, 401
Hydro 70D	INTERNATIONAL - Agricultural Tractor	133	IT18B	CATERPILLAR - Tool Carrier	78
Hydro 84	INTERNATIONAL - Agricultural Tractor	495	IT18F	CATERPILLAR - Tool Carrier	78
HZJ70LV	TOYOTA - Off-Road & Mining Truck	710	IT24B	CATERPILLAR - Tool Carrier	79, 401
HZJ70RV	TOYOTA - Off-Road & Mining Truck	710	IT28	CATERPILLAR - Tool Carrier	79
HZJ75	TOYOTA - Off-Road & Mining Truck	710	IT28B	CATERPILLAR - Tool Carrier	79
HZJ75LP	TOYOTA - Off-Road & Mining Truck	710	IT28F	CATERPILLAR - Tool Carrier	79, 402
HZJ75LV	TOYOTA - Off-Road & Mining Truck	710	IT28G	CATERPILLAR - Skid Steer	400
HZJ75RP	TOYOTA - Off-Road & Mining Truck	711	IT30	CLARK - Truck Unit	425
HZJ75RV	TOYOTA - Off-Road & Mining Truck	711	IT40	CLARK - Truck Unit	425
I-2400A	INTERNATIONAL - Industrial Tractor	135	IT40B	CLARK - Truck Unit	425
			IT50	CLARK - Truck Unit	425
			IT60	CLARK - Truck (Light)	97

MODEL INDEX

Model	Make	Page	Model	Make	Page
IT70	CLARK - Truck Unit	425, 426	K300 Kerry Crane	HYSTER - Crane	482
	CLARK - Truck (Light)	97	K3M	MITSUBISHI - Engine Industrial	614
	CLARK - Truck Unit	425, 426	K4E	MITSUBISHI - Engine Industrial	232, 614
IT80	CLARK - Truck (Light)	97	K4M	MITSUBISHI - Engine Industrial	232, 614
	CLARK - Truck Unit	425, 426	K912	KOBELCO - Excavator	569
JA6 / JAS6 Series	LISTER-PETTER - Tractor	598	K916	KOBELCO - Excavator	570
Jaguar 95	SAME - Tractor	667	KA24E	TOYOTA - Engine Industrial	695
JD24	JOHN DEERE - Skid Steer Loader	559	KAD32P	VOLVO PENTA - Engine Industrial	308
JD24A	JOHN DEERE - Skid Steer Loader	559	KAH	NISSAN - Lift Truck	264, 655
JD300	JOHN DEERE - Industrial Tractor	182, 552	KAP	NISSAN - Lift Truck	264, 655
JD301	JOHN DEERE - Industrial Tractor	182, 552	KC120	KUBOTA - Hauler	578
JD301A	JOHN DEERE - Industrial Tractor	552	KC20	KUBOTA - Hauler	578
JD310	JOHN DEERE - Backhoe	531	KC30	KUBOTA - Hauler	578
JD350	JOHN DEERE - Industrial Tractor	552	KC80	KUBOTA - Hauler	578
JD350B	JOHN DEERE - Industrial Tractor	552	KCEH	NISSAN - Lift Truck	265, 655
JD380	JOHN DEERE - Lift Truck	183, 553	KCH02	NISSAN - Lift Truck	265, 655
JD400	JOHN DEERE - Industrial Tractor	182, 552	KCPH	NISSAN - Lift Truck	265, 655
JD401	JOHN DEERE - Industrial Tractor	182, 552	KCUGH	NISSAN - Lift Truck	265, 655
JD444	JOHN DEERE - Loader	186, 187, 555	KD	CARRIER TRANSCOLD - Truck Unit	25
JD450	JOHN DEERE - Industrial Tractor	552	KD-I	THERMO KING - Truck Unit	286, 691
JD450B	JOHN DEERE - Industrial Tractor	552	KDII 30 MAX	THERMO KING - Misc. Equipment	686
JD480	JOHN DEERE - Lift Truck	183, 553	KDII 50 MAX	THERMO KING - Misc. Equipment	686
JD480A	JOHN DEERE - Lift Truck	183, 553	KD-II SR	THERMO KING - Truck Unit	691
JD480B	JOHN DEERE - Lift Truck	183, 553	KE Kerry Crane	HYSTER - Crane	482
JD480C	JOHN DEERE - Lift Truck	553	KE-100 Kerry Crane	HYSTER - Crane	482
JD500	JOHN DEERE - Industrial Tractor	552	KE70	MITSUBISHI - Engine Industrial	614
JD500A	JOHN DEERE - Industrial Tractor	552	KE75	MITSUBISHI - Engine Industrial	614
JD500B	JOHN DEERE - Industrial Tractor	552	KEGH	NISSAN - Lift Truck	265, 655
JD500C	JOHN DEERE - Backhoe	531	KEH	NISSAN - Lift Truck	265, 655
JD544 / JD544A	JOHN DEERE - Loader	555	KFG-18	MITSUBISHI - Lift Truck	243, 626
JD544B	JOHN DEERE - Loader	187, 555	KFG-20	MITSUBISHI - Lift Truck	243, 626
JD570	JOHN DEERE - Grader	548	KH01	NISSAN - Lift Truck	265, 655
JD570A	JOHN DEERE - Grader	549	KH02	NISSAN - Lift Truck	265, 655
JD600	JOHN DEERE - Industrial Tractor	552	KH12FD	KUBOTA - Excavator	575
JD644 / JD644A	JOHN DEERE - Loader	555	KH14	KUBOTA - Excavator	575
JD644B	JOHN DEERE - Loader	187	KH151	KUBOTA - Excavator	575
JD646	JOHN DEERE - Compactor	536	KH170L	KUBOTA - Excavator	575
JD646B	JOHN DEERE - Compactor	166	KH18	KUBOTA - Excavator	576
JD670	JOHN DEERE - Grader	549	KH191	KUBOTA - Excavator	576
JD700	JOHN DEERE - Industrial Tractor	552	KH20	KUBOTA - Excavator	576
JD700A	JOHN DEERE - Industrial Tractor	552	KH28	KUBOTA - Excavator	576
JD762	JOHN DEERE - Scraper	558	KH35	KUBOTA - Excavator	576
JD762A	JOHN DEERE - Scraper	558	KH41	KUBOTA - Excavator	576
JD762B	JOHN DEERE - Scraper	189, 190, 558	KH60	KUBOTA - Excavator	576
JT520 Driller	DITCH WITCH - Misc. Equipment	107	KH61	KUBOTA - Excavator	576
Jumbo 140	ABG (Allg Baumasch Gesellsch) - Tractor	1	KH90	KUBOTA - Excavator	576
JX100U	CASE - Agricultural Tractor	360	KH91	KUBOTA - Excavator	576
JX1060C	CASE - Agricultural Tractor	360	Kingbird	CARRIER TRANSCOLD - Truck Unit	25, 355
JX1070C	CASE - Agricultural Tractor	360	KJS150V	KUBOTA - Generator	577
JX1070N	CASE - Agricultural Tractor	360	KJS150VX	KUBOTA - Generator	577
JX1075C	CASE - Agricultural Tractor	360	KJT210V	KUBOTA - Generator	577
JX1075N	CASE - Agricultural Tractor	360	KJT210VX	KUBOTA - Generator	577
JX1095N	CASE - Agricultural Tractor	360	KJT270FSW	KUBOTA - Generator	577
JX55	CASE - Agricultural Tractor	360	KJT270FX-SW	KUBOTA - Generator	577
JX60	CASE - Agricultural Tractor	360	KM2A	YANMAR - Engine Industrial	320
JX65	CASE - Agricultural Tractor	360	KM2P	YANMAR - Engine Industrial	320
JX70	CASE - Agricultural Tractor	360	KM3V	YANMAR - Engine Industrial	320
JX70U	CASE - Agricultural Tractor	360	KM5A	YANMAR - Engine Industrial	728
JX80	CASE - Agricultural Tractor	360	KPH	NISSAN - Lift Truck	265, 655
JX80U	CASE - Agricultural Tractor	360	KUGH	NISSAN - Lift Truck	265, 655
JX85	CASE - Agricultural Tractor	360	KX101	KUBOTA - Excavator	576
JX90	CASE - Agricultural Tractor	360	KX121-2	KUBOTA - Excavator	206, 576
JX90U	CASE - Agricultural Tractor	360	KX121-2S	KUBOTA - Excavator	206, 576
JX95	CASE - Agricultural Tractor	360	KX151	KUBOTA - Excavator	576
K Series	CUMMINS ENGINES - Engine Industrial	102, 430	KX161-2	KUBOTA - Excavator	207, 576
K13C	HINO - Engine Industrial	481	KX161-2S	KUBOTA - Excavator	207, 576
K13D	HINO - Engine Industrial	481	KX41	KUBOTA - Excavator	207
K2	ALLIS CHALMERS - Combine	6	KX41-2	KUBOTA - Excavator	207
K200 Kerry Crane	HYSTER - Crane	482	KX41-2S	KUBOTA - Excavator	207
K250 Kerry Crane	HYSTER - Crane	482	KX41-2SV	KUBOTA - Excavator	207
K3	MITSUBISHI - Engine Industrial	232	KX41-3	KUBOTA - Excavator	207

MODEL INDEX

Model	Make	Page	Model	Make	Page
KX61-2	KUBOTA - Excavator	207	L3350HDT	KUBOTA - Tractor - Compact	580
KX61-2S	KUBOTA - Excavator	207	L3350MDT	KUBOTA - Tractor - Compact	580
KX71H	KUBOTA - Excavator	207	L3410DT	KUBOTA - Tractor - Compact	212
KX91-2	KUBOTA - Excavator	207	L3410GST	KUBOTA - Tractor - Compact	212
KX91-2S	KUBOTA - Excavator	207	L3410HST	KUBOTA - Tractor - Compact	212
L	ALLIS CHALMERS - Combine	6	L3450DTGST	KUBOTA - Tractor - Compact	212, 580
L 1319	MERCEDES-BENZ - Heavy Duty	613	L3450F	KUBOTA - Tractor - Compact	212, 580
L 1320	MERCEDES-BENZ - Heavy Duty	613	L3450GST	KUBOTA - Tractor - Compact	212, 581
L 1418	MERCEDES-BENZ - Heavy Duty	613	L345DT	KUBOTA - Tractor - Compact	581
L 1419	MERCEDES-BENZ - Heavy Duty	613	L345F	KUBOTA - Tractor - Compact	581
L Series	CUMMINS ENGINES - Engine Industrial	102, 430	L345FW	KUBOTA - Tractor - Compact	581
L003	LANDINI - Agricultural Tractor	593	L35	NEW HOLLAND - Skid Steer Loader	254
L004	LANDINI - Agricultural Tractor	594	L355DTSS	KUBOTA - Tractor - Compact	581
L005	LANDINI - Agricultural Tractor	594	L355SS	KUBOTA - Tractor - Compact	581
L01	NISSAN - Lift Truck	265, 655	L35TL	KUBOTA - Tractor - Compact	213
L02	NISSAN - Lift Truck	265, 655	L35TLB	KUBOTA - Tractor - Compact	213
L100AE-SE	YANMAR - Engine Industrial	728	L3600DT	KUBOTA - Tractor - Compact	213, 581
L140	NEW HOLLAND - Skid Steer Loader	254, 640	L3600DTC	KUBOTA - Tractor - Compact	581
L150	NEW HOLLAND - Skid Steer Loader	254, 640	L3600GST	KUBOTA - Tractor - Compact	581
L160	NEW HOLLAND - Skid Steer Loader	254, 640	L3600GSTC	KUBOTA - Tractor - Compact	581
L-1616	WAUKESHA - Engine Industrial	311, 718	L3600GSTCA	KUBOTA - Tractor - Compact	581
L170	NEW HOLLAND - Skid Steer Loader	254, 640	L3650DT	KUBOTA - Tractor - Compact	213, 581
L175	NEW HOLLAND - Skid Steer Loader	640	L3650DTGST	KUBOTA - Tractor - Compact	213, 581
L180	NEW HOLLAND - Skid Steer Loader	254	L3650DTW	KUBOTA - Tractor - Compact	213, 581
L185	NEW HOLLAND - Skid Steer Loader	254	L3650F	KUBOTA - Tractor - Compact	213, 581
L190	NEW HOLLAND - Skid Steer Loader	254	L3650GST	KUBOTA - Tractor - Compact	213, 581
L2	ALLIS CHALMERS - Combine	6	L3650T	KUBOTA - Tractor - Compact	213, 582
L225	NEW HOLLAND - Skid Steer Loader	254	L3710DT	KUBOTA - Tractor - Compact	582
L2250DT	KUBOTA - Tractor - Compact	579	L3710GST	KUBOTA - Tractor - Compact	213, 582
L2250F	KUBOTA - Tractor - Compact	579	L3710HST	KUBOTA - Tractor - Compact	213, 582
L2550DT	KUBOTA - Tractor - Compact	579	L3710HSTC	KUBOTA - Tractor - Compact	582
L2550DTGST	KUBOTA - Tractor - Compact	579	L3750HDT	KUBOTA - Tractor - Compact	582
L2550F	KUBOTA - Tractor - Compact	579	L3750HF	KUBOTA - Tractor - Compact	582
L2550GST	KUBOTA - Tractor - Compact	579	L3750MDT	KUBOTA - Tractor - Compact	582
L2650DT	KUBOTA - Tractor - Compact	211	L3750MF	KUBOTA - Tractor - Compact	582
L2650F	KUBOTA - Tractor - Compact	211	L3C	MITSUBISHI - Engine Industrial	232
L2650GST	KUBOTA - Tractor - Compact	211	L3E	MITSUBISHI - Engine Industrial	232
L2850DT	KUBOTA - Tractor - Compact	579	L40AE-SE	YANMAR - Engine Industrial	728
L2850DTGST	KUBOTA - Tractor - Compact	580	L40E-SE	YANMAR - Engine Industrial	728
L2850F	KUBOTA - Tractor - Compact	580	L40S	YANMAR - Engine Industrial	728
L2850GST	KUBOTA - Tractor - Compact	580	L4150DTN	KUBOTA - Tractor - Compact	582
L285DT	KUBOTA - Tractor - Compact	580	L4150F	KUBOTA - Tractor - Compact	582
L285F	KUBOTA - Tractor - Compact	580	L4150HDT	KUBOTA - Tractor - Compact	582
L285HF	KUBOTA - Tractor - Compact	580	L4150HF	KUBOTA - Tractor - Compact	582
L2900DT	KUBOTA - Tractor - Compact	211	L4150MDT	KUBOTA - Tractor - Compact	582
L2900DTGST	KUBOTA - Tractor - Compact	211	L4150MF	KUBOTA - Tractor - Compact	582
L2900F	KUBOTA - Tractor - Compact	211	L4200DT	KUBOTA - Tractor - Compact	213, 582
L2900GST	KUBOTA - Tractor - Compact	211	L4200F	KUBOTA - Tractor - Compact	583
L2950DT	KUBOTA - Tractor - Compact	211	L4200FGST	KUBOTA - Tractor - Compact	583
L2950DTGST	KUBOTA - Tractor - Compact	211	L4200GST	KUBOTA - Tractor - Compact	583
L2950F	KUBOTA - Tractor - Compact	212	L4200GSTC	KUBOTA - Tractor - Compact	583
L2950GST	KUBOTA - Tractor - Compact	212	L4200GSTCA	KUBOTA - Tractor - Compact	213, 583
L295DT	KUBOTA - Tractor - Compact	580	L423	ONAN - Engine Industrial	659
L295F	KUBOTA - Tractor - Compact	580	L423DM	ONAN - Engine Industrial	659
L3	AGCO GLEANER - Combine	3	L425	NEW HOLLAND - Skid Steer Loader	254
	DEUTZ-ALLIS - Combine	105, 105	L4300DT	KUBOTA - Tractor - Compact	583
	MITSUBISHI - Engine Industrial	231, 232	L4300F	KUBOTA - Tractor - Compact	583
L3010DT	KUBOTA - Tractor - Compact	212	L4310DT	KUBOTA - Tractor - Compact	213, 583
L3010F	KUBOTA - Tractor - Compact	212	L4310F	KUBOTA - Tractor - Compact	213, 583
L3010GST	KUBOTA - Tractor - Compact	212	L4310GST	KUBOTA - Tractor - Compact	213, 583
L3010HST	KUBOTA - Tractor - Compact	212	L4310GSTC	KUBOTA - Tractor - Compact	583
L305DT	KUBOTA - Tractor - Compact	580	L4310HST	KUBOTA - Tractor - Compact	214, 583
L305F	KUBOTA - Tractor - Compact	580	L4310HSTC	KUBOTA - Tractor - Compact	583
L317D	ONAN - Engine Industrial	659	L4350DT	KUBOTA - Tractor - Compact	214, 583
L325	NEW HOLLAND - Skid Steer Loader	254	L4350HDT	KUBOTA - Tractor - Compact	214, 583
L3250DT	KUBOTA - Tractor - Compact	580	L4350MDT	KUBOTA - Tractor - Compact	214, 583
L3250F	KUBOTA - Tractor - Compact	580	L445	NEW HOLLAND - Skid Steer Loader	640
L3300DT	KUBOTA - Tractor - Compact	212	L451	NEW HOLLAND - Skid Steer Loader	254, 255, 640
L3300DTGST	KUBOTA - Tractor - Compact	212	L452	NEW HOLLAND - Skid Steer Loader	255
L3300F	KUBOTA - Tractor - Compact	212			
L3300GST	KUBOTA - Tractor - Compact	212			

MODEL INDEX

Model	Make	Page	Model	Make	Page
L454	NEW HOLLAND - Skid Steer Loader	255, 640, 641	LPWS2 Alpha Series	LISTER-PETTER - Tractor	598
L455	NEW HOLLAND - Skid Steer Loader	255, 641	LPWS3 Alpha Series	LISTER-PETTER - Tractor	598
L4610GST	KUBOTA - Tractor - Compact	214, 584	LQ60-14-40	LANCER - Loader	593
L4610HST	KUBOTA - Tractor - Compact	214, 584	LS140	NEW HOLLAND - Skid Steer Loader	255, 641
L4610HSTC	KUBOTA - Tractor - Compact	584	LS150	NEW HOLLAND - Skid Steer Loader	255, 641
L465	NEW HOLLAND - Skid Steer Loader	255, 641	LS160	NEW HOLLAND - Skid Steer Loader	255, 641
L4850HDT	KUBOTA - Tractor - Compact	214, 584	LS170	NEW HOLLAND - Skid Steer Loader	255, 641
L48AE-SE	YANMAR - Engine Industrial	728	LS180	NEW HOLLAND - Skid Steer Loader	255
L48TL	KUBOTA - Tractor - Compact	214	LS185	NEW HOLLAND - Skid Steer Loader	255
L48TLB	KUBOTA - Tractor - Compact	214	LS2800	LINK-BELT - Excavator	598
L50B	VOLVO - Loader	714	LS3400	LINK-BELT - Excavator	598
L50C	VOLVO - Loader	714	LS4300	LINK-BELT - Excavator	598
L-5100D	WAUKESHA - Engine Industrial	311, 718	LT-431	CATERPILLAR - Lift Truck	390
L-5108G	WAUKESHA - Engine Industrial	311, 718	LT-433	CATERPILLAR - Lift Truck	390
L5450DT	KUBOTA - Tractor - Compact	214, 584	LT5000	AMIDA - Various Equipment	13
L5450HDT	KUBOTA - Tractor - Compact	214, 584	LW110	NEW HOLLAND - Wheel Loader	650
L553	NEW HOLLAND - Skid Steer Loader	641	LW110B	NEW HOLLAND - Wheel Loader	261
L555	NEW HOLLAND - Skid Steer Loader	641	LW130	NEW HOLLAND - Wheel Loader	650
L565	NEW HOLLAND - Skid Steer Loader	255, 641	LW130B	NEW HOLLAND - Wheel Loader	261
L-5788	WAUKESHA - Engine Industrial	718	LW130TC	NEW HOLLAND - Wheel Loader	650
L-5790	WAUKESHA - Engine Industrial	311, 718, 719	LW170	NEW HOLLAND - Wheel Loader	261, 650
L-5792	WAUKESHA - Engine Industrial	311, 719	LW170B	NEW HOLLAND - Wheel Loader	261
L-5890	WAUKESHA - Engine Industrial	719	LW190	NEW HOLLAND - Wheel Loader	650
L-5892G	WAUKESHA - Engine	717	LW190B	NEW HOLLAND - Wheel Loader	261, 650
L-60	NEW HOLLAND - Tractor	643	LW-22	LE TOURNEAU-WESTINGHOUSE - Off-Road & Mining Truck	595
L60AE-SE	YANMAR - Engine Industrial	728	LW230	NEW HOLLAND - Wheel Loader	261, 650
L60S	YANMAR - Engine Industrial	728	LW-27	LE TOURNEAU-WESTINGHOUSE - Off-Road & Mining Truck	595
L634	ONAN - Engine Industrial	659	LW-32	LE TOURNEAU-WESTINGHOUSE - Off-Road & Mining Truck	596
L634T	ONAN - Engine Industrial	659	LW-75	LE TOURNEAU-WESTINGHOUSE - Off-Road & Mining Truck	596
L634TD-1	ONAN - Engine Industrial	659	LW90	NEW HOLLAND - Wheel Loader	650
L634TD-P	ONAN - Engine Industrial	659	LX100-2	JOHN DEERE - Loader	556
L-65	NEW HOLLAND - Tractor	643	LX465	NEW HOLLAND - Skid Steer Loader	255, 641
L-6670D	WAUKESHA - Engine Industrial	311, 719	LX485	NEW HOLLAND - Skid Steer Loader	256, 642
L-7040G	WAUKESHA - Engine Industrial	719	LX565	NEW HOLLAND - Skid Steer Loader	256, 642
L-7042G	WAUKESHA - Engine Industrial	311, 719	LX665	NEW HOLLAND - Skid Steer Loader	256, 642
L70AE-SE	YANMAR - Engine Industrial	728	LX865	NEW HOLLAND - Skid Steer Loader	256
L-75	NEW HOLLAND - Tractor	643	LX885	NEW HOLLAND - Skid Steer Loader	256
L75AE-SE	YANMAR - Engine Industrial	728	LY2P	POCLAIN - Excavator	663
L775	NEW HOLLAND - Skid Steer Loader	255	LY80	POCLAIN - Excavator	663
L775D	NEW HOLLAND - Skid Steer Loader	255, 641	M	ALLIS CHALMERS - Combine	6, 328
L779D	NEW HOLLAND - Skid Steer Loader	641	M 2.04	VETUS - Engine Industrial	305
L781	NEW HOLLAND - Skid Steer Loader	255, 641	M 2.06	VETUS - Engine Industrial	305
L783	NEW HOLLAND - Skid Steer Loader	255, 641	M 2.C5	VETUS - Engine Industrial	305
L784	NEW HOLLAND - Skid Steer Loader	255	M 2.D5	VETUS - Engine Industrial	305
L785	NEW HOLLAND - Skid Steer Loader	255, 641	M100	ALLIS CHALMERS - Grader	329
L-85	NEW HOLLAND - Tractor	643	M1000	FAHR - Combine	447
L865	NEW HOLLAND - Skid Steer Loader	255	M1002	FAHR - Combine	110, 447
L90AE-SE	YANMAR - Engine Industrial	728	M105SDSC	KUBOTA - Tractor - Utility	584
L-95	NEW HOLLAND - Tractor	643	M105SDSCC	KUBOTA - Tractor - Utility	584
LB110	NEW HOLLAND - Loader	253, 639	M105SHC	KUBOTA - Tractor - Utility	584
LB110B	NEW HOLLAND - Loader	639	M105SHDC	KUBOTA - Tractor - Utility	584
LB115 4WS	NEW HOLLAND - Loader	253, 639	M105X	KUBOTA - Tractor - Utility	584
LB115B 4WS	NEW HOLLAND - Loader	253, 639	M1080	DEUTZ-FAHR - Combine	106, 435
LB75	NEW HOLLAND - Loader	639	M108S	KUBOTA - Tractor - Utility	584
LB75B	NEW HOLLAND - Loader	253, 639	M108XDTC	KUBOTA - Tractor - Utility	584
LB90	NEW HOLLAND - Loader	253, 639	M1102	FAHR - Combine	447
LB90B	NEW HOLLAND - Loader	639	M120	ALLIS CHALMERS - Motor Grader	332
LB95	NEW HOLLAND - Loader	253, 640	M1200	FAHR - Combine	447
LC80	POCLAIN - Excavator	663	M1202	DEUTZ-FAHR - Combine	106, 435
LDAM673	LOMBARDINI - Engine Industrial	599		FAHR - Combine	110, 111, 447
LDAM674	LOMBARDINI - Engine Industrial	599	M1300M	FAHR - Combine	447
LDAM833	LOMBARDINI - Engine Industrial	599	M1320	FAHR - Combine	447
LDAM834	LOMBARDINI - Engine Industrial	599	M1322	FAHR - Combine	447
Leopard 85	SAME - Tractor	668	M1322H	FAHR - Combine	447
LHD	EIMCO JARVIS CLARK - Misc. Equipment	440	M1322HA	FAHR - Combine	448
Lion 9180	STEIGER - Tractor	671	M-18	UNIVERSAL - Engine Industrial	711
LND 30	THERMO KING - Trailer Unit	282, 688	M2	ALLIS CHALMERS - Combine	6, 7
LND 50	THERMO KING - Trailer Unit	688			
LPA2 Alpha Series	LISTER-PETTER - Tractor	598			
LPW2 Alpha Series	LISTER-PETTER - Tractor	598			

MODEL INDEX

Model	Make	Page	Model	Make	Page
M200	ALLIS CHALMERS - Motor Grader	332	M5400F	KUBOTA - Tractor - Utility	588
M2385	DEUTZ-FAHR - Combine	435	M5400S	KUBOTA - Tractor - Utility	588
M2480	FAHR - Combine	448	M5400SD	KUBOTA - Tractor - Utility	588
M-25 XPB	UNIVERSAL - Engine Industrial	711	M560	FAHR - Combine	448
M2580	FAHR - Combine	448	M5700	KUBOTA - Tractor - Utility	588
M2680	FAHR - Combine	448	M5700C	KUBOTA - Tractor - Utility	588
M2685	FAHR - Combine	448	M5700DT	KUBOTA - Tractor - Utility	588
M2780	FAHR - Combine	448	M5700DTC	KUBOTA - Tractor - Utility	588
M2780H	FAHR - Combine	448	M5700DT-N	KUBOTA - Tractor - Utility	588
M3	AGCO GLEANER - Combine	3	M5700HDC	KUBOTA - Tractor - Utility	588
	DEUTZ-ALLIS - Combine	105, 105	M5700HD-F	KUBOTA - Tractor - Utility	588
M3330	DEUTZ-FAHR - Combine	435	M5700SC	KUBOTA - Tractor - Utility	588
M3360	DEUTZ-FAHR - Combine	435	M5700SDC	KUBOTA - Tractor - Utility	588
M-371	BOBCAT - Skid Steer Loader	21, 348	M5700SD-F	KUBOTA - Tractor - Utility	588
M-40	UNIVERSAL - Engine Industrial	711	M5700SDN-F	KUBOTA - Tractor - Utility	588
M4000	KUBOTA - Tractor - Utility	584	M5700S-F	KUBOTA - Tractor - Utility	588
M4030	KUBOTA - Tractor - Utility	584	M60	ALLIS CHALMERS - Grader	329
M4030DT	KUBOTA - Tractor - Utility	585	M-600	BOBCAT - Skid Steer Loader	348
M4030F	KUBOTA - Tractor - Utility	585	M600	FAHR - Combine	111, 448
M4030MDT	KUBOTA - Tractor - Utility	585	M-600	HYSTER - Straddle Truck	492
M4030MF	KUBOTA - Tractor - Utility	585	M-610	BOBCAT - Skid Steer Loader	21, 348
M4030SU	KUBOTA - Tractor - Utility	585	M-611	BOBCAT - Skid Steer Loader	348
M4030TF	KUBOTA - Tractor - Utility	585	M-620	BOBCAT - Skid Steer Loader	21, 348
M4050	KUBOTA - Tractor - Utility	585	M643	NORTHERN LIGHTS - Generator	658
M4050DT	KUBOTA - Tractor - Utility	585	M65	ALLIS CHALMERS - Grader	329
M4050F	KUBOTA - Tractor - Utility	585	M-65	FIAT-ALLIS - Grader	113
M4050T	KUBOTA - Tractor - Utility	585	M66	FAHR - Combine	448
M413	PSI - Maintainer	270, 664	M660	FAHR - Combine	111
M413XT	PSI - Maintainer	270, 664	M6800	KUBOTA - Tractor - Utility	588
M45	ALLIS CHALMERS - Motor Grader	332		KUBOTA - Utility Tractor	214, 214
M4500DC	KUBOTA - Tractor - Utility	585	M6800DT	KUBOTA - Tractor - Utility	589
M4500DT	KUBOTA - Tractor - Utility	585		KUBOTA - Utility Tractor	214, 215
M4500F	KUBOTA - Tractor - Utility	585	M6800HDC	KUBOTA - Tractor - Utility	589
M4700DT	KUBOTA - Tractor - Utility	585	M6800HD-F	KUBOTA - Tractor - Utility	589
M4700F	KUBOTA - Tractor - Utility	585		KUBOTA - Utility Tractor	214, 215
M4700S	KUBOTA - Tractor - Utility	585	M6800S	KUBOTA - Tractor - Utility	589
M4700SD	KUBOTA - Tractor - Utility	585		KUBOTA - Utility Tractor	214, 215
M4800SU	KUBOTA - Tractor - Utility	586	M6800SC	KUBOTA - Tractor - Utility	589
M4800SUD	KUBOTA - Tractor - Utility	586		KUBOTA - Utility Tractor	214, 215
M4900	KUBOTA - Tractor - Utility	586	M6800SDC	KUBOTA - Tractor - Utility	589
M4900C	KUBOTA - Tractor - Utility	586		KUBOTA - Utility Tractor	214, 215
M4900DT	KUBOTA - Tractor - Utility	586	M6800SD-F	KUBOTA - Tractor - Utility	589
M4900DTC	KUBOTA - Tractor - Utility	586		KUBOTA - Utility Tractor	214, 215
M4900F	KUBOTA - Tractor - Utility	586	M6800SDT	KUBOTA - Tractor - Utility	589
M4900SC	KUBOTA - Tractor - Utility	586		KUBOTA - Utility Tractor	214, 215
M4900SCS-F	KUBOTA - Tractor - Utility	586	M6800S-F	KUBOTA - Tractor - Utility	589
M4900SDC	KUBOTA - Tractor - Utility	586		KUBOTA - Utility Tractor	214, 215
M4900SD-F	KUBOTA - Tractor - Utility	586	M70	ALLIS CHALMERS - Grader	329
M4900SUD-F	KUBOTA - Tractor - Utility	586	M-700	BOBCAT - Skid Steer Loader	348
M4900SUD-R	KUBOTA - Tractor - Utility	586	M750	FAHR - Combine	111, 448
M4900SU-F	KUBOTA - Tractor - Utility	586	M7580DT	KUBOTA - Utility Tractor	215
M4900SU-R	KUBOTA - Tractor - Utility	586	M770	FAHR - Combine	111, 448
M4950DT	KUBOTA - Tractor - Utility	586	M8200	KUBOTA - Tractor - Utility	589
M4950DTC	KUBOTA - Tractor - Utility	587		KUBOTA - Utility Tractor	214, 215
M4950F	KUBOTA - Tractor - Utility	587	M8200C	KUBOTA - Tractor - Utility	589
M4950FC	KUBOTA - Tractor - Utility	587		KUBOTA - Utility Tractor	214, 215
M4950S	KUBOTA - Tractor - Utility	587	M8200CCS	KUBOTA - Tractor - Utility	589
M-50	UNIVERSAL - Engine Industrial	711		KUBOTA - Utility Tractor	214, 215
M-500	HYSTER - Straddle Truck	492	M8200DTC	KUBOTA - Tractor - Utility	589
M5030DT	KUBOTA - Tractor - Utility	587		KUBOTA - Utility Tractor	214, 215
M5030DTL	KUBOTA - Tractor - Utility	587	M8200DT-F	KUBOTA - Tractor - Utility	589
M5030F	KUBOTA - Tractor - Utility	587		KUBOTA - Utility Tractor	214, 215
M5030L	KUBOTA - Tractor - Utility	587	M8200F	KUBOTA - Tractor - Utility	589
M5030MDT	KUBOTA - Tractor - Utility	587		KUBOTA - Utility Tractor	214, 215
M5030MDTL	KUBOTA - Tractor - Utility	587	M8200HDC	KUBOTA - Tractor - Utility	589
M5030MF	KUBOTA - Tractor - Utility	587	M8200HD-F	KUBOTA - Tractor - Utility	589
M5030SU	KUBOTA - Tractor - Utility	587	M8200SDNB	KUBOTA - Tractor - Utility	589
M5030SUDT	KUBOTA - Tractor - Utility	587		KUBOTA - Utility Tractor	214, 215
M5030SUMDT	KUBOTA - Tractor - Utility	587	M8200SDNBC	KUBOTA - Tractor - Utility	590
M5400DT	KUBOTA - Tractor - Utility	587		KUBOTA - Utility Tractor	214, 216
M5400DT-N	KUBOTA - Tractor - Utility	587	M8200SDNBF	KUBOTA - Tractor - Utility	590

MODEL INDEX

Model	Make	Page	Model	Make	Page
	KUBOTA - Utility Tractor.....	214, 216	MA-90	WHITE - Lift Truck	314
M8540DTHQ	KUBOTA - Tractor - Utility	590	Macdon 7000	MACDON - Windrower	601
M8540DTQ	KUBOTA - Tractor - Utility	590	Magnum	CARRIER TRANSCOLD - Truck Unit	355
M8540HDNBC	KUBOTA - Tractor - Utility	590	Magnum 215	CASE - Agricultural Tractor	32
M8540HDNBPC	KUBOTA - Tractor - Utility	590	Magnum 245	CASE - Agricultural Tractor	32
M8580DT	KUBOTA - Utility Tractor	216	Magnum 275	CASE - Agricultural Tractor	32
M8580DTC	KUBOTA - Utility Tractor	216	Magnum 305	CASE - Agricultural Tractor	32
M8580DTM	KUBOTA - Utility Tractor	216	Magnum 335	CASE - Agricultural Tractor	32
M900	FAHR - Combine	111, 448	Matador	TORO - Misc. Equipment	288
M9000	KUBOTA - Tractor - Utility	590	MAW 172	ABG (Allg Baumasch Gesellsch) - Tractor	322
	KUBOTA - Utility Tractor	214, 216	MAW 172S	ABG (Allg Baumasch Gesellsch) - Tractor	322
M9000C	KUBOTA - Tractor - Utility	590	MAW 173	ABG (Allg Baumasch Gesellsch) - Tractor	322
	KUBOTA - Utility Tractor	214, 216	MAW 173S	ABG (Allg Baumasch Gesellsch) - Tractor	322
M9000DTC	KUBOTA - Tractor - Utility	590	Maxima	CARRIER TRANSCOLD - Trailer Unit	352
	KUBOTA - Utility Tractor	214, 216	Maxi-Sneaker	CASE - Trencher	51, 377
M9000DTCCS	KUBOTA - Tractor - Utility	590	MC 115	MCCORMICK - Agricultural Tractor	230
	KUBOTA - Utility Tractor	214, 216	MC 90	MCCORMICK - Agricultural Tractor	230
M9000DT-F	KUBOTA - Tractor - Utility	590	MC100	POCLAIN - Excavator	663
	KUBOTA - Utility Tractor	214, 216	MC22	NEW HOLLAND - Mower - Front	254
M9000DTL	KUBOTA - Tractor - Utility	590	MC28	NEW HOLLAND - Mower - Front	254
	KUBOTA - Utility Tractor	214, 216	MC35	NEW HOLLAND - Mower - Front	254
M9000DTL-F	KUBOTA - Tractor - Utility	590	McCormick O-4	INTERNATIONAL - Agricultural Tractor	495
	KUBOTA - Utility Tractor	214, 216	McCormick O-6	INTERNATIONAL - Agricultural Tractor	495
M9000DTM	KUBOTA - Tractor - Utility	590	McCormick O-9	INTERNATIONAL - Agricultural Tractor	495
	KUBOTA - Utility Tractor	214, 216	McCormick OS-4	INTERNATIONAL - Agricultural Tractor	495
M9000DTMC	KUBOTA - Tractor - Utility	590	McCormick OS-6	INTERNATIONAL - Agricultural Tractor	495
	KUBOTA - Utility Tractor	214, 216	McCormick Super W-4	INTERNATIONAL - Agricultural Tractor	495
M9000DTMCW	KUBOTA - Tractor - Utility	590	McCormick Super W-6 / W-6TA	INTERNATIONAL - Agricultural Tractor	495
	KUBOTA - Utility Tractor	214, 216	McCormick Super W-9 / WR-9	INTERNATIONAL - Agricultural Tractor	495
M9000DTMW	KUBOTA - Tractor - Utility	590	MCL84	POCLAIN - Excavator	663
	KUBOTA - Utility Tractor	214, 216	MD	THERMO KING - Misc. Equipment	686
M9000F	KUBOTA - Tractor - Utility	590	MD100	VOLVO PENTA - Engine Industrial	308
	KUBOTA - Utility Tractor	214, 217	MD100A,B	VOLVO PENTA - Engine Industrial	308
M9000HDC	KUBOTA - Tractor - Utility	590	MD120	VOLVO PENTA - Engine Industrial	308
M9000HD-F	KUBOTA - Tractor - Utility	590	MD120A	VOLVO PENTA - Engine Industrial	308
M9000HDL	KUBOTA - Tractor - Utility	591	MD-200	THERMO KING - Truck Unit	691
M922	FAHR - Combine	111, 448	MD-200-MT	THERMO KING - Truck Unit	691
M9540DTHQ	KUBOTA - Tractor - Utility	591	MD-300	THERMO KING - Truck Unit	691
M9540DTQ	KUBOTA - Tractor - Utility	591	MD70B,C	VOLVO PENTA - Engine Industrial	308
M95SDSC	KUBOTA - Tractor - Utility	591	MD95	RUGGERINI - Engine Industrial	665
M95SDSCS	KUBOTA - Tractor - Utility	591	MD-I	THERMO KING - Truck Unit	286, 691
M95XDTC	KUBOTA - Tractor - Utility	591	MD-II MAX	THERMO KING - Truck Unit	691
M96S	KUBOTA - Tractor - Utility	591	MD-II MAX SR	THERMO KING - Truck Unit	691
M980	DEUTZ-FAHR - Combine	106, 435	MD-II SR	THERMO KING - Truck Unit	691
	FAHR - Combine	110, 111, 448	MD-II TCI	THERMO KING - Truck Unit	286
MA-100	WHITE - Lift Truck	313	MDL3	ONAN - Engine Industrial	659
MA-120	WHITE - Lift Truck	313	MDL4	ONAN - Engine Industrial	659
MA-20	MINNEAPOLIS MOLINE - Lift Truck	613	MDL6	ONAN - Engine Industrial	659
	WHITE - Lift Truck	313, 314, 722	Mercator	CLAAS - Combine	408
	WHITE (RIO DIVISION) - Lift Truck	725, 725	Mercator 50	CLAAS - Combine	408
MA-25	WHITE - Lift Truck	314, 722	Mercator 60	CLAAS - Combine	409
MA-30	MINNEAPOLIS MOLINE - Lift Truck	613	Mercator 70	CLAAS - Combine	409
	WHITE - Lift Truck	313, 314, 722	Mercator 75R	CLAAS - Combine	409
	WHITE (RIO DIVISION) - Lift Truck	725, 725	Mercur	CLAAS - Combine	409
MA-30H	WHITE - Lift Truck	314, 722	MF	NISSAN - Lift Truck	265, 656
MA-35	WHITE - Lift Truck	314, 722	MF 154	MASSEY FERGUSON - Agricultural Tractor	220, 601
MA-40	MINNEAPOLIS MOLINE - Lift Truck	613			
	WHITE - Lift Truck	313, 314, 722	MF 174	MASSEY FERGUSON - Agricultural Tractor	601
	WHITE (RIO DIVISION) - Lift Truck	725, 725	MF 231	MASSEY FERGUSON - Agricultural Tractor	608
MA-45	WHITE - Lift Truck	314, 722	MF 263	MASSEY FERGUSON - Agricultural Tractor	608
MA-50	MINNEAPOLIS MOLINE - Lift Truck	613	MF-1030	MASSEY FERGUSON - Agricultural Tractor	220
	WHITE - Lift Truck	313, 314, 722	MF-1035	MASSEY FERGUSON - Agricultural Tractor	220
	WHITE (RIO DIVISION) - Lift Truck	725, 725	MF-1040	MASSEY FERGUSON - Agricultural Tractor	220
MA-55	WHITE - Lift Truck	314, 722	MF-1045	MASSEY FERGUSON - Agricultural Tractor	220
MA-60	WHITE - Lift Truck	722	MF-1080	MASSEY FERGUSON - Agricultural Tractor	601
	WHITE (RIO DIVISION) - Lift Truck	725, 725	MF-1085	MASSEY FERGUSON - Agricultural Tractor	220, 601
MA-60H	WHITE - Lift Truck	314			
MA-60HD	WHITE - Lift Truck	314, 722	MF-11 Wheel Loader	MASSEY FERGUSON - Loader	230, 612
MA-60S	WHITE - Lift Truck	314, 722	MF-1105	MASSEY FERGUSON - Agricultural Tractor	220, 601
MA-70	WHITE - Lift Truck	314			
MA-80	WHITE - Lift Truck	314	MF-1130	MASSEY FERGUSON - Agricultural Tractor	601

MODEL INDEX

Model	Make	Page	Model	Make	Page
MF-1135	MASSEY FERGUSON - Agricultural Tractor	220, 601	MF-243	MASSEY FERGUSON - Agricultural Tractor	221, 602
MF-1155	MASSEY FERGUSON - Agricultural Tractor	220	MF-244	MASSEY FERGUSON - Agricultural Tractor	222, 602
MF-1200	MASSEY FERGUSON - Agricultural Tractor	601	MF-245	MASSEY FERGUSON - Agricultural Tractor	222
MF-122	MASSEY FERGUSON - Agricultural Tractor	220	MF-250	MASSEY FERGUSON - Agricultural Tractor	222, 602
MF-124C	MASSEY FERGUSON - Crawlers	609	MF-2500	MASSEY FERGUSON - Industrial Tractor	610
MF-130	MASSEY FERGUSON - Agricultural Tractor	220	MF-253	MASSEY FERGUSON - Agricultural Tractor	222, 602
MF-135	MASSEY FERGUSON - Agricultural Tractor	601	MF-254	MASSEY FERGUSON - Agricultural Tractor	222, 602
MF-144C	MASSEY FERGUSON - Crawlers	609	MF-255	MASSEY FERGUSON - Agricultural Tractor	222, 603
MF-148	MASSEY FERGUSON - Agricultural Tractor	220, 601	MF-260	MASSEY FERGUSON - Agricultural Tractor	222, 603
MF-1505	MASSEY FERGUSON - Agricultural Tractor	220	MF-261	MASSEY FERGUSON - Agricultural Tractor	603
MF-154	MASSEY FERGUSON - Agricultural Tractor	601	MF-263T	MASSEY FERGUSON - Agricultural Tractor	222, 603
MF-155	MASSEY FERGUSON - Agricultural Tractor	601	MF-2645	MASSEY FERGUSON - Agricultural Tractor	603
MF-165	MASSEY FERGUSON - Agricultural Tractor	601, 602	MF-265	MASSEY FERGUSON - Agricultural Tractor	222, 603
MF-168	MASSEY FERGUSON - Agricultural Tractor	220, 602	MF-2675	MASSEY FERGUSON - Agricultural Tractor	222, 603
MF-175	MASSEY FERGUSON - Agricultural Tractor	602	MF-270	MASSEY FERGUSON - Agricultural Tractor	222, 603
MF-175S	MASSEY FERGUSON - Agricultural Tractor	221, 602	MF-2705	MASSEY FERGUSON - Agricultural Tractor	222, 603
MF-178	MASSEY FERGUSON - Agricultural Tractor	221, 602	MF-271	MASSEY FERGUSON - Agricultural Tractor	603
MF-180	MASSEY FERGUSON - Agricultural Tractor	602	MF-273	MASSEY FERGUSON - Agricultural Tractor	222
MF-1805	MASSEY FERGUSON - Agricultural Tractor	221	MF-274	MASSEY FERGUSON - Agricultural Tractor	222, 603
MF-184	MASSEY FERGUSON - Agricultural Tractor	221, 602	MF-274-4	MASSEY FERGUSON - Agricultural Tractor	603
MF-185	MASSEY FERGUSON - Agricultural Tractor	221, 602	MF-2745	MASSEY FERGUSON - Agricultural Tractor	222
MF-188	MASSEY FERGUSON - Agricultural Tractor	221, 602	MF-275	MASSEY FERGUSON - Agricultural Tractor	222, 603
MF-194	MASSEY FERGUSON - Agricultural Tractor	221, 602	MF-2775	MASSEY FERGUSON - Agricultural Tractor	223
MF-194-4	MASSEY FERGUSON - Agricultural Tractor	221, 602	MF-2805	MASSEY FERGUSON - Agricultural Tractor	223
MF-20	MASSEY FERGUSON - Windrower	230, 612	MF-281	MASSEY FERGUSON - Agricultural Tractor	603
MF-200	MASSEY FERGUSON - Crawlers	609	MF-2810	MASSEY FERGUSON - Agricultural Tractor	223, 603
MF-203	MASSEY FERGUSON - Industrial Tractor	228, 609	MF-283	MASSEY FERGUSON - Agricultural Tractor	223, 603
MF-205	MASSEY FERGUSON - Industrial Tractor	228, 609	MF-2830	MASSEY FERGUSON - Agricultural Tractor	223, 603
MF-205 / MF-205SP	MASSEY FERGUSON - Combine	608	MF-284	MASSEY FERGUSON - Agricultural Tractor	223
MF-20B	MASSEY FERGUSON - Industrial Tractor	228, 609	MF-285	MASSEY FERGUSON - Agricultural Tractor	223, 603
MF-20C	MASSEY FERGUSON - Industrial Tractor	609	MF-2850	MASSEY FERGUSON - Agricultural Tractor	223
MF-20D	MASSEY FERGUSON - Industrial Tractor	609	MF-2870	MASSEY FERGUSON - Agricultural Tractor	223
MF-20E	MASSEY FERGUSON - Industrial Tractor	228, 609	MF-2890	MASSEY FERGUSON - Agricultural Tractor	223
MF-20F	MASSEY FERGUSON - Industrial Tractor	609, 610	MF-290	MASSEY FERGUSON - Agricultural Tractor	223, 604
MF-20U	MASSEY FERGUSON - Industrial Tractor	228, 610	MF-294	MASSEY FERGUSON - Agricultural Tractor	223, 604
MF-210	MASSEY FERGUSON - Agricultural Tractor	221	MF-294-4	MASSEY FERGUSON - Agricultural Tractor	604
MF-210-4	MASSEY FERGUSON - Agricultural Tractor	221	MF-295	MASSEY FERGUSON - Agricultural Tractor	223, 604
MF-2135	MASSEY FERGUSON - Industrial Tractor	228, 610	MF-298	MASSEY FERGUSON - Agricultural Tractor	604
MF-220	MASSEY FERGUSON - Agricultural Tractor	221	MF-30	MASSEY FERGUSON - Industrial Tractor	610
MF-220 Log Skidder	MASSEY FERGUSON - Skidder	230, 612	MF-300	MASSEY FERGUSON - Industrial Tractor	228, 610
MF-2200	MASSEY FERGUSON - Lift Truck	230, 611	MF-3050	MASSEY FERGUSON - Agricultural Tractor	604
MF-2203	MASSEY FERGUSON - Industrial Tractor	228, 610	MF-3055	MASSEY FERGUSON - Agricultural Tractor	604
MF-220-4	MASSEY FERGUSON - Agricultural Tractor	221	MF-3060	MASSEY FERGUSON - Agricultural Tractor	604
MF-2205	MASSEY FERGUSON - Industrial Tractor	228, 610	MF-3070	MASSEY FERGUSON - Agricultural Tractor	604
MF220II	MASSEY FERGUSON - Windrower	612	MF-3075	MASSEY FERGUSON - Agricultural Tractor	604
MF220XL	MASSEY FERGUSON - Windrower	612	MF-3090	MASSEY FERGUSON - Agricultural Tractor	604
MF-2244	MASSEY FERGUSON - Crawlers	609	MF-30B	MASSEY FERGUSON - Industrial Tractor	610
MF-230	MASSEY FERGUSON - Agricultural Tractor	221	MF-30D	MASSEY FERGUSON - Industrial Tractor	610
MF-235	MASSEY FERGUSON - Agricultural Tractor	221	MF-30E	MASSEY FERGUSON - Industrial Tractor	610
MF-240	MASSEY FERGUSON - Agricultural Tractor	221, 602			

MODEL INDEX

Model	Make	Page	Model	Make	Page
MF-30U	MASSEY FERGUSON - Industrial Tractor	228	MF-399	MASSEY FERGUSON - Agricultural Tractor ...	225,
MF-31 Wheel Loader	MASSEY FERGUSON - Loader	230, 612	606		
MF-3120	MASSEY FERGUSON - Agricultural Tractor ...	604	MF-40	MASSEY FERGUSON - Industrial Tractor	229,
MF-3120T	MASSEY FERGUSON - Agricultural Tractor ...	604	610		
MF-3140	MASSEY FERGUSON - Industrial Tractor ...	604	MF-400	MASSEY FERGUSON - Crawlers	609
MF-320 Log Skidder	MASSEY FERGUSON - Skidder	230	MF-4000	MASSEY FERGUSON - Lift Truck	230
MF-3200	MASSEY FERGUSON - Agricultural Tractor ...	604	MF-40B	MASSEY FERGUSON - Industrial Tractor	610
MF-33 Wheel Loader	MASSEY FERGUSON - Loader	612	MF-40U	MASSEY FERGUSON - Industrial Tractor	229,
MF-3303	MASSEY FERGUSON - Industrial Tractor	229,	611		
610			MF-4225	MASSEY FERGUSON - Agricultural Tractor ...	225,
MF-3305	MASSEY FERGUSON - Industrial Tractor	229,	606		
610			MF-4233	MASSEY FERGUSON - Agricultural Tractor ...	225,
MF-3366	MASSEY FERGUSON - Crawlers	609	606		
MF-35	MASSEY FERGUSON - Agricultural Tractor ...	223,	MF-4235	MASSEY FERGUSON - Agricultural Tractor ...	225,
604			606		
MF-350	MASSEY FERGUSON - Industrial Tractor	229,	MF-4243	MASSEY FERGUSON - Agricultural Tractor ...	225,
610			606		
MF-3505	MASSEY FERGUSON - Agricultural Tractor ...	604	MF-4245	MASSEY FERGUSON - Agricultural Tractor ...	225,
MF-3525	MASSEY FERGUSON - Agricultural Tractor ...	604	606		
MF-353	MASSEY FERGUSON - Industrial Tractor ...	229	MF-4253	MASSEY FERGUSON - Agricultural Tractor ...	225,
MF-353S	MASSEY FERGUSON - Industrial Tractor	229	606		
MF-3545	MASSEY FERGUSON - Agricultural Tractor ...	604	MF-4255	MASSEY FERGUSON - Agricultural Tractor ...	225,
MF-354F	MASSEY FERGUSON - Industrial Tractor	229	606		
MF-354S	MASSEY FERGUSON - Industrial Tractor	229	MF-4260	MASSEY FERGUSON - Agricultural Tractor ...	226,
MF-354V	MASSEY FERGUSON - Industrial Tractor ...	229	606		
MF-355	MASSEY FERGUSON - Industrial Tractor	229	MF-4263	MASSEY FERGUSON - Agricultural Tractor ...	226,
MF-360	MASSEY FERGUSON - Agricultural Tractor ...	223,	606		
604			MF-4270	MASSEY FERGUSON - Agricultural Tractor ...	226,
MF-3610	MASSEY FERGUSON - Agricultural Tractor ...	605	606		
MF-362	MASSEY FERGUSON - Agricultural Tractor ...	223	MF-44 Wheel Loader	MASSEY FERGUSON - Loader	612
MF-3630	MASSEY FERGUSON - Agricultural Tractor ...	605	MF-450	MASSEY FERGUSON - Excavator	609
MF-364	MASSEY FERGUSON - Agricultural Tractor ...	224,	MF-4500	MASSEY FERGUSON - Lift Truck	230
605			MF-45U	MASSEY FERGUSON - Industrial Tractor	229,
MF-365	MASSEY FERGUSON - Agricultural Tractor ...	224,	611		
605			MF-4790	MASSEY FERGUSON - Agricultural Tractor ...	227
MF-3650	MASSEY FERGUSON - Agricultural Tractor ...	605	MF-4800	MASSEY FERGUSON - Agricultural Tractor ...	227,
MF-3655	MASSEY FERGUSON - Agricultural Tractor ...	605	606		
MF-3660	MASSEY FERGUSON - Agricultural Tractor ...	605	MF-4840	MASSEY FERGUSON - Agricultural Tractor ...	227,
MF-3670	MASSEY FERGUSON - Agricultural Tractor ...	605	606		
MF-368	MASSEY FERGUSON - Agricultural Tractor ...	224	MF-4880	MASSEY FERGUSON - Agricultural Tractor ...	227,
MF-3680	MASSEY FERGUSON - Agricultural Tractor ...	605	606		
MF-3690	MASSEY FERGUSON - Agricultural Tractor ...	605	MF-4900	MASSEY FERGUSON - Agricultural Tractor ...	227,
MF-373	MASSEY FERGUSON - Agricultural Tractor ...	224,	606		
605			MF-50	MASSEY FERGUSON - Industrial Tractor	229,
MF-374	MASSEY FERGUSON - Agricultural Tractor ...	224,	611		
605			MF-506	MASSEY FERGUSON - Combine	608
MF-375	MASSEY FERGUSON - Agricultural Tractor ...	224,	MF-50C	MASSEY FERGUSON - Industrial Tractor	611
605			MF-50E	MASSEY FERGUSON - Industrial Tractor	611
MF-377	MASSEY FERGUSON - Agricultural Tractor ...	224,	MF-50U	MASSEY FERGUSON - Industrial Tractor	229
605			MF-510	MASSEY FERGUSON - Industrial Tractor ...	229,
MF-383	MASSEY FERGUSON - Agricultural Tractor ...	224,	611		
605			MF-515	MASSEY FERGUSON - Industrial Tractor	229
MF-384	MASSEY FERGUSON - Agricultural Tractor ...	224,	MF-520	MASSEY FERGUSON - Combine	608
605			MF-525	MASSEY FERGUSON - Combine	608
MF-387	MASSEY FERGUSON - Agricultural Tractor ...	224	MF-540	MASSEY FERGUSON - Combine	608
MF-3890	MASSEY FERGUSON - Agricultural Tractor ...	605	MF-55 Wheel Loader	MASSEY FERGUSON - Loader	230
MF-390	MASSEY FERGUSON - Agricultural Tractor ...	224,	MF-550	MASSEY FERGUSON - Industrial Tractor	611
605			MF565	MASSEY FERGUSON - Agricultural Tractor ...	606
MF-390T	MASSEY FERGUSON - Agricultural Tractor ...	224	MF-60	MASSEY FERGUSON - Industrial Tractor	229,
MF-393	MASSEY FERGUSON - Agricultural Tractor ...	225	611		
MF-394	MASSEY FERGUSON - Agricultural Tractor ...	225,	MF-60 Back Hoe	MASSEY FERGUSON - Loader	230, 612
605			MF-6000	MASSEY FERGUSON - Industrial Tractor	229,
MF-396	MASSEY FERGUSON - Agricultural Tractor ...	225,	611		
605			MF-60B	MASSEY FERGUSON - Industrial Tractor	229,
MF-397	MASSEY FERGUSON - Agricultural Tractor ...	225,	611		
606			MF-60C	MASSEY FERGUSON - Industrial Tractor	229,
MF-397T	MASSEY FERGUSON - Agricultural Tractor ...	225,	611		
606			MF-60E	MASSEY FERGUSON - Industrial Tractor	611
MF-398	MASSEY FERGUSON - Agricultural Tractor ...	225,	MF-6110	MASSEY FERGUSON - Agricultural Tractor ...	226
606			MF-6120	MASSEY FERGUSON - Agricultural Tractor ...	226
			MF-6130	MASSEY FERGUSON - Agricultural Tractor ...	226

MODEL INDEX

Model	Make	Page	Model	Make	Page
MF-6140	MASSEY FERGUSON - Agricultural Tractor	226, 606	MF-9790	MASSEY FERGUSON - Combine	228, 609
MF-6150	MASSEY FERGUSON - Agricultural Tractor	226, 607	MG747B	GEHL - Grader	474
MF-6160	MASSEY FERGUSON - Agricultural Tractor	226	M-Gator A1 Military	JOHN DEERE - Utility Vehicle	200, 565
MF-6170	MASSEY FERGUSON - Agricultural Tractor	226, 607	Mini-11	SOLE DIESEL - Engine Industrial	272
MF-6180	MASSEY FERGUSON - Agricultural Tractor	226, 607	Mini-17	SOLE DIESEL - Engine Industrial	272
MF-6190	MASSEY FERGUSON - Agricultural Tractor	226, 607	Mini-26	SOLE DIESEL - Engine Industrial	272
MF-620	MASSEY FERGUSON - Combine	608	Mini-29	SOLE DIESEL - Engine Industrial	272
MF-6235	MASSEY FERGUSON - Agricultural Tractor	226	Mini-48	SOLE DIESEL - Engine Industrial	272
MF-6245	MASSEY FERGUSON - Agricultural Tractor	226	Minitauro 60	SAME - Tractor	668
MF-625	MASSEY FERGUSON - Combine	608	Minitaurus 60	SAME - Tractor	668
MF-6255	MASSEY FERGUSON - Agricultural Tractor	226	Misc. Equipment	HOUGH - Misc. Equipment	481
MF-6265	MASSEY FERGUSON - Agricultural Tractor	226	Misc. Industrial Equipment	ISUZU - Engine Industrial	140, 505, 506
MF-6270	MASSEY FERGUSON - Agricultural Tractor	226, 607	Misc. Models	NEW HOLLAND - Baler	637
MF-6280	MASSEY FERGUSON - Agricultural Tractor	226, 607	Mistral 310	CARRIER TRANSICOLD - Trailer Unit	24
MF-6290	MASSEY FERGUSON - Agricultural Tractor	226, 607	Mistral 410	CARRIER TRANSICOLD - Trailer Unit	24, 352
MF-65	MASSEY FERGUSON - Agricultural Tractor	607	Mistral 500	CARRIER TRANSICOLD - Trailer Unit	352
MF-6500	MASSEY FERGUSON - Lift Truck	230, 612	Mistral 605	CARRIER TRANSICOLD - Trailer Unit	352
MF-66 Wheel Loader	MASSEY FERGUSON - Loader	230, 612	Mistral 610	CARRIER TRANSICOLD - Trailer Unit	353
MF-670	MASSEY FERGUSON - Agricultural Tractor	226, 607	Mistral 615	CARRIER TRANSICOLD - Trailer Unit	353
MF-690	MASSEY FERGUSON - Agricultural Tractor	227, 607	Mistral 650	CARRIER TRANSICOLD - Trailer Unit	353
MF-698	MASSEY FERGUSON - Agricultural Tractor	227, 607	Mistral 700	CARRIER TRANSICOLD - Trailer Unit	353
MF-698T	MASSEY FERGUSON - Agricultural Tractor	227, 607	Mistral 710	CARRIER TRANSICOLD - Trailer Unit	24, 353
MF-699	MASSEY FERGUSON - Agricultural Tractor	227, 607	Mistral 800	CARRIER TRANSICOLD - Trailer Unit	353
MF-70	MASSEY FERGUSON - Industrial Tractor	611	Mistral 900	CARRIER TRANSICOLD - Trailer Unit	353
MF-702	MASSEY FERGUSON - Agricultural Tractor	607	MLT523	MANTIOU - Lift Truck	219
MF-740	MASSEY FERGUSON - Combine	227	Model 154	LEYLAND NUFFIELD - Tractor	218
MF-750	MASSEY FERGUSON - Combine	227, 608	Model 2100	LEYLAND NUFFIELD - Tractor	596
MF-760	MASSEY FERGUSON - Combine	228, 608	Model 245 / 245S	LEYLAND NUFFIELD - Tractor	596
MF-77 Wheel Loader	MASSEY FERGUSON - Loader	230, 612	Model 255	LEYLAND NUFFIELD - Tractor	596
MF-80	MASSEY FERGUSON - Industrial Tractor	611	Model 262 / 262S	LEYLAND NUFFIELD - Tractor	596
MF-8120	MASSEY FERGUSON - Agricultural Tractor	607	Model 270	LEYLAND NUFFIELD - Tractor	596
MF-8140	MASSEY FERGUSON - Agricultural Tractor	607	Model 272 / 272S	LEYLAND NUFFIELD - Tractor	596
MF-8150	MASSEY FERGUSON - Agricultural Tractor	607	Model 285	LEYLAND NUFFIELD - Tractor	596
MF-8160	MASSEY FERGUSON - Agricultural Tractor	607	Model 344	LEYLAND NUFFIELD - Tractor	596
MF-8210	MASSEY FERGUSON - Agricultural Tractor	607	Model 384	LEYLAND NUFFIELD - Tractor	596
MF-8220	MASSEY FERGUSON - Agricultural Tractor	607	Model 4100	LEYLAND NUFFIELD - Tractor	596
MF-8240	MASSEY FERGUSON - Agricultural Tractor	608	Model 462	LEYLAND NUFFIELD - Tractor	596
MF-8245	MASSEY FERGUSON - Agricultural Tractor	227	Model 465	LEYLAND NUFFIELD - Tractor	596
MF-8250	MASSEY FERGUSON - Agricultural Tractor	608	Model 472	LEYLAND NUFFIELD - Tractor	596
MF-8260	MASSEY FERGUSON - Agricultural Tractor	227	Model 485	LEYLAND NUFFIELD - Tractor	596
MF-8270	MASSEY FERGUSON - Agricultural Tractor	227	Model 50 Forage Harvester	INTERNATIONAL - Harvester	497
MF-8280	MASSEY FERGUSON - Agricultural Tractor	227	Model 540	TOWMOTOR - Lift Truck	694
MF-8350	MASSEY FERGUSON - Combine	228	Model 540S	TOWMOTOR - Lift Truck	289, 694
MF-850	MASSEY FERGUSON - Combine	608	Model 552	OLIVER - Lift Truck	658
MF-855	MASSEY FERGUSON - Combine	608	Model 600	TOWMOTOR - Lift Truck	694
MF-8560	MASSEY FERGUSON - Combine	608	Model 600S	TOWMOTOR - Lift Truck	289, 694
MF-8570	MASSEY FERGUSON - Combine	228, 608	Model 670	TOWMOTOR - Lift Truck	694
MF-8590	MASSEY FERGUSON - Combine	608	Model 670S	TOWMOTOR - Lift Truck	289, 694
MF-860	MASSEY FERGUSON - Combine	608	Model 760P	TOWMOTOR - Lift Truck	694
MF-865	MASSEY FERGUSON - Combine	608	Model 850	TOWMOTOR - Lift Truck	694
MF-8680	MASSEY FERGUSON - Combine	228	Model 860P	TOWMOTOR - Lift Truck	694
MF-8780	MASSEY FERGUSON - Combine	228	Model 95 Cotton Harvester	INTERNATIONAL - Cotton Picker	135
MF-88 Wheel Loader	MASSEY FERGUSON - Loader	612	Model 950	TOWMOTOR - Lift Truck	694
MF-92	MASSEY FERGUSON - Agricultural Tractor	227	Model 960P	TOWMOTOR - Lift Truck	694
MF9220	MASSEY FERGUSON - Windrower	612	MP-11	MURPHY DIESEL - Engine Industrial	244, 627
MF-9240	MASSEY FERGUSON - Agricultural Tractor	227	MP-12	MURPHY DIESEL - Engine Industrial	244, 627
MF-9500	MASSEY FERGUSON - Lift Truck	612	MP-20	MURPHY DIESEL - Engine Industrial	244, 627
MF-9720	MASSEY FERGUSON - Combine	228, 609	MP-21	MURPHY DIESEL - Engine Industrial	244, 627
			MP-22	MURPHY DIESEL - Engine Industrial	244, 627
			MP-24	MURPHY DIESEL - Engine Industrial	244, 627
			MSB-20	WHITE - Lift Truck	314
			MSB-25	WHITE - Lift Truck	314
			MSB-30	WHITE - Lift Truck	314
			MSB-35	WHITE - Lift Truck	314
			MT1030S	MANTIOU - Lift Truck	220
			MTX 110-2	MCCORMICK - Agricultural Tractor	230
			MTX 110-4	MCCORMICK - Agricultural Tractor	231
			MTX 125-2	MCCORMICK - Agricultural Tractor	231
			MTX 125-4	MCCORMICK - Agricultural Tractor	231
			MTX 140-2	MCCORMICK - Agricultural Tractor	231
			MTX 140-4	MCCORMICK - Agricultural Tractor	231

MODEL INDEX

Model	Make	Page	Model	Make	Page
MTX 155-2	MCCORMICK - Agricultural Tractor	231	NSU35	KUBOTA - Hauler	578
MTX 155-4	MCCORMICK - Agricultural Tractor	231	NWD Series	THERMO KING - Truck Unit	286, 691, 692
MTX 175-2	MCCORMICK - Agricultural Tractor	231	NX3000	KUBOTA - Misc. Equipment	579
MTX 175-4	MCCORMICK - Agricultural Tractor	231	OC-4-3D	OLIVER - Tractor	658
MX100	CASE - Agricultural Tractor	32	OC95-DX-1	KUBOTA - Engine Industrial	575
MX100C	CASE - Agricultural Tractor	32	Oceanic 235	BPM - Engine Industrial	22, 349
MX110	CASE - Agricultural Tractor	32	Oceanic 265S	BPM - Engine Industrial	22, 349
MX120	CASE - Agricultural Tractor	32	Optima	CARRIER TRANSICOLD - Trailer Unit	24
MX135	CASE - Agricultural Tractor	32	P-125	HYSTER - Lift Truck	488
MX150	CASE - Agricultural Tractor	32, 360	P-125A	HYSTER - Lift Truck	488
MX170	CASE - Agricultural Tractor	32, 360	P-150	HYSTER - Lift Truck	488
MX180	CASE - Agricultural Tractor	33, 36	P-150A	HYSTER - Lift Truck	488
MX200	CASE - Agricultural Tractor	33, 36	P-165	HYSTER - Lift Truck	488
MX210	CASE - Agricultural Tractor	33, 36	P-165A	HYSTER - Lift Truck	488
MX215	CASE - Agricultural Tractor	33	P-180	HYSTER - Lift Truck	488
MX220	CASE - Agricultural Tractor	33, 36	P-180A	HYSTER - Lift Truck	488
MX230	CASE - Agricultural Tractor	33, 36	P-185A	HYSTER - Lift Truck	488
MX240	CASE - Agricultural Tractor	33, 36	P-2154	WAUKESHA - Engine Industrial	312, 719
MX245	CASE - Agricultural Tractor	33	P3000	CATERPILLAR - Lift Truck	64, 390
MX255	CASE - Agricultural Tractor	33, 36	P30AX	KALMAR AC - Lift Truck	201, 567
MX270	CASE - Agricultural Tractor	33, 36	P3500	CATERPILLAR - Lift Truck	65, 390
MX275	CASE - Agricultural Tractor	33	P35AX	KALMAR AC - Lift Truck	201, 567
MX285	CASE - Agricultural Tractor	33	P-40	HYSTER - Lift Truck	127, 488
MX305	CASE - Agricultural Tractor	33	P4000	CATERPILLAR - Lift Truck	65, 390
MX80C	CASE - Agricultural Tractor	33	P40BX	KALMAR AC - Lift Truck	201, 567
MX90C	CASE - Agricultural Tractor	33	P5000	CATERPILLAR - Lift Truck	65, 390
MXM120	CASE - Agricultural Tractor	36	P-50A	HYSTER - Lift Truck	488
MXM130	CASE - Agricultural Tractor	36	P50BX	KALMAR AC - Lift Truck	201, 567
MXM140	CASE - Agricultural Tractor	36	P5500	CATERPILLAR - Lift Truck	65, 390
MXM155	CASE - Agricultural Tractor	36	P-60	HYSTER - Lift Truck	488
MXM175	CASE - Agricultural Tractor	36	P600 Series	LISTER-PETTER - Tractor	598
MXM190	CASE - Agricultural Tractor	37	P6000	CATERPILLAR - Lift Truck	65, 390
MY-20	WHITE - Lift Truck	314	P-60A	HYSTER - Lift Truck	488
MY-25	WHITE - Lift Truck	315	P60BXH	KALMAR AC - Lift Truck	201, 567
MY-30	WHITE - Lift Truck	315	P6500	CATERPILLAR - Lift Truck	65, 390
MY-40B	WHITE - Lift Truck	315, 722	P-80	HYSTER - Lift Truck	488
MY-40C	WHITE - Lift Truck	315	Panther 1000 CP1325	STEIGER - Tractor	671
MY-50B	WHITE - Lift Truck	315, 722, 723	Panther 1000 CP1360	STEIGER - Tractor	671
MY-60B	WHITE - Lift Truck	315, 723	Panther 1000 CP1400	STEIGER - Tractor	671
MY-70B	WHITE - Lift Truck	315, 723	Panther 1000 KP1325	STEIGER - Tractor	671
MY-80B	WHITE - Lift Truck	315, 723	Panther 1000 KP1360	STEIGER - Tractor	671
N5	ALLIS CHALMERS - Combine	7	Panther 1000 KP1400	STEIGER - Tractor	671
N6	ALLIS CHALMERS - Combine	7	Panther 310	STEIGER - Tractor	273, 671
N7	ALLIS CHALMERS - Combine	7	Panther 325	STEIGER - Tractor	273, 671
NA-135	JOHN DEERE - Power Unit	558	Panther 9170	STEIGER - Tractor	671
NA-152	JOHN DEERE - Power Unit	558	Panther 95	SAME - Tractor	668
NA-180	JOHN DEERE - Power Unit	558	Panther III PTA310	STEIGER - Tractor	671
NA-202	JOHN DEERE - Power Unit	558	Panther III ST310	STEIGER - Tractor	671
NAA	FORD - Agricultural Tractor	465	Panther III ST320	STEIGER - Tractor	671
NDB40	CARRIER TRANSICOLD - Trailer Unit	24, 353	Panther III ST325	STEIGER - Tractor	672
NDE40	CARRIER TRANSICOLD - Trailer Unit	24, 353	Panther IV CM325	STEIGER - Tractor	672
NDF40	CARRIER TRANSICOLD - Trailer Unit	24, 353	Panther IV CM360	STEIGER - Tractor	672
NDJ40	CARRIER TRANSICOLD - Trailer Unit	24, 353	Panther IV CS325	STEIGER - Tractor	672
NDS40	CARRIER TRANSICOLD - Trailer Unit	24, 353, 354	Panther IV CS360	STEIGER - Tractor	672
NDT40	CARRIER TRANSICOLD - Trailer Unit	24, 354	Panther IV KM325	STEIGER - Tractor	672
NF6	NISSAN - Engine Industrial	651	Panther IV KM360	STEIGER - Tractor	672
NFG101	NISSAN - Lift Truck	265, 656	Panther IV KS325	STEIGER - Tractor	672
NFG104	NISSAN - Lift Truck	265, 656	Panther IV KS360	STEIGER - Tractor	672
NH01	NISSAN - Lift Truck	266, 656	Parkmaster	TORO - Commercial Mower	288
NH02	NISSAN - Lift Truck	266, 656	PC100	KOMATSU - Excavator	203
NHD	ONAN - Engine Industrial	659	PC100E-6	KOMATSU - Excavator	203
Nite-Light Pro	ALLMAND - Various Equipment	12	PC120	KOMATSU - Excavator	203
Nitro	MILLER APPLICATIONS TECHNOLOGY - Sprayer	231, 613	PC120E-6	KOMATSU - Excavator	203
Nitro 200	MILLER APPLICATIONS TECHNOLOGY - Sprayer	231, 613	PC128UUE-1	KOMATSU - Excavator	203
Nitro 2200T STD	MILLER APPLICATIONS TECHNOLOGY - Sprayer	613	PC130	KOMATSU - Excavator	203
NPS59	ISUZU - Medium Duty	140	PC138USE-1	KOMATSU - Excavator	203
NSU25	KUBOTA - Hauler	578	PC158USE-2	KOMATSU - Excavator	203
			PC200	KOMATSU - Excavator	203, 572
			PC200-5	KOMATSU - Excavator	203
			PC200-6	KOMATSU - Excavator	203
			PC220	KOMATSU - Excavator	203, 204, 572

MODEL INDEX

Model	Make	Page	Model	Make	Page
PC220-6	KOMATSU - Excavator	204	PW128E-1	KOMATSU - Excavator	204
PC220LC	KOMATSU - Excavator	572	PW128UUE-1	KOMATSU - Excavator	204
PC300	KOMATSU - Excavator	572	PW150	KOMATSU - Excavator	572
PC300-5	KOMATSU - Excavator	572	PW200	KOMATSU - Excavator	204, 572
PC300-6	KOMATSU - Excavator	572	QF01	NISSAN - Lift Truck	266, 657
PC300-JP6	KOMATSU - Excavator	572	QF02	NISSAN - Lift Truck	267
PC310	KOMATSU - Excavator	572	QGF02	NISSAN - Lift Truck	267, 657
PC340LC-KU-6	KOMATSU - Excavator	572	R 235 F	LAMBORGHINI-AGRICULTURAL - Agricultural Tractor	592
PC400	KOMATSU - Excavator	204, 572	R 235 S	LAMBORGHINI-AGRICULTURAL - Agricultural Tractor	592
PC410	KOMATSU - Excavator	572	R 240 DT	LAMBORGHINI-AGRICULTURAL - Agricultural Tractor	592
PC60B	KOMATSU - Excavator	204	R 350 DT	LAMBORGHINI-AGRICULTURAL - Agricultural Tractor	592
PC60E-7	KOMATSU - Excavator	204	R 483	LAMBORGHINI-AGRICULTURAL - Crawler Tractor	593
PC650	KOMATSU - Excavator	572	R 503	LAMBORGHINI-AGRICULTURAL - Crawler Tractor	593
PC75-UUE-2	KOMATSU - Excavator	204	R 503 DT	LAMBORGHINI-AGRICULTURAL - Crawler Tractor	593
PC75-UUE-3	KOMATSU - Excavator	204	R 503 S	LAMBORGHINI-AGRICULTURAL - Agricultural Tractor	217, 592
PCC4000	CATERPILLAR - Lift Truck	65, 390	R 513 V	LAMBORGHINI-AGRICULTURAL - Crawler Tractor	593
Pelican	ELGIN SWEEPER - Sweeper	109, 440	R 513 V DL	LAMBORGHINI-AGRICULTURAL - Crawler Tractor	593
PF	NISSAN - Lift Truck	266, 656	R 583	LAMBORGHINI-AGRICULTURAL - Agricultural Tractor	592
PF3W	KOMATSU - Excavator	204	R 603 S	LAMBORGHINI-AGRICULTURAL - Agricultural Tractor	218
PF5	KOMATSU - Excavator	204, 572	R 683 DT/RM	LAMBORGHINI-AGRICULTURAL - Agricultural Tractor	592
PF6	NISSAN - Engine Industrial	651	R 804	LAMBORGHINI-AGRICULTURAL - Agricultural Tractor	218
PG6	NISSAN - Engine Industrial	651	R 904	LAMBORGHINI-AGRICULTURAL - Agricultural Tractor	218
PGF	NISSAN - Lift Truck	266, 656	R 904 DT	LAMBORGHINI-AGRICULTURAL - Agricultural Tractor	218
PH 350B	INTERNATIONAL - Payhauler	499	R-22	NISSAN - Lift Truck	266, 656
PH Series	LISTER-PETTER - Tractor	598	R310	KUBOTA - Loader	208, 578
PH01	NISSAN - Lift Truck	266, 656	R-35	EUCLID - Truck	110
PH02	NISSAN - Lift Truck	266, 656	R360-3	EUCLID - Truck Unit	445, 446
PH-100	INTERNATIONAL - Payhauler	499	R40	HYUNDAI - Excavator	492
PH-100B	INTERNATIONAL - Payhauler	499	R400	AGCO GLEANER - Combine	105, 105
PH-140	INTERNATIONAL - Payhauler	499	R410	KUBOTA - Loader	578
PH-180	INTERNATIONAL - Payhauler	499	R42	KUBOTA - Loader	208, 578
PH-65	INTERNATIONAL - Payhauler	499	R420	AGCO GLEANER - Combine	105, 105
PH-65B	INTERNATIONAL - Payhauler	499	R420S1	KUBOTA - Loader	578
PH-65C	INTERNATIONAL - Payhauler	499	R420S2	KUBOTA - Loader	578
PH-65D	INTERNATIONAL - Payhauler	499	R5	AGCO GLEANER - Combine	105, 105
PH-95	INTERNATIONAL - Payhauler	500	R50	AGCO GLEANER - Combine	105, 105
Phoenix Advantage	CARRIER TRANSICOLD - Trailer Unit	24, 354	R-50	EUCLID - Truck	110
Phoenix Ultra	CARRIER TRANSICOLD - Trailer Unit	24, 354	R510	KUBOTA - Loader	208, 578
Phoenix Ultra XL	CARRIER TRANSICOLD - Trailer Unit	24, 354	R52	AGCO GLEANER - Combine	105, 105
PL30	NISSAN - Lift Truck	266, 656	R520BU-1A	AGCO GLEANER - Combine	105, 105
PL35	NISSAN - Lift Truck	266, 656	R520S1	KUBOTA - Loader	208, 578
PL50	NISSAN - Lift Truck	266, 656	R520S2	KUBOTA - Loader	578
PL55	NISSAN - Lift Truck	266, 657	R6	AGCO GLEANER - Combine	105, 106
PL60	NISSAN - Lift Truck	266, 657	R60	AGCO GLEANER - Combine	105, 106
PL70	NISSAN - Lift Truck	266, 657	R62	AGCO GLEANER - Combine	105, 106
PLU40	NISSAN - Lift Truck	266, 657			
PLU50	NISSAN - Lift Truck	266, 657			
PM460	GRAVELLY - Tractor - Lawn	126			
Pneumatic Rollers	GALION - Roller	473			
PR425	ATLAS COPCO - Misc. Equipment	13			
PR700	ATLAS COPCO - Misc. Equipment	13			
PRH425	ATLAS COPCO - Misc. Equipment	337			
Pro Gator 2020	JOHN DEERE - Utility Vehicle	200, 566			
Pro Gator 2020A	JOHN DEERE - Utility Vehicle	566			
Pro Gator 2030	JOHN DEERE - Utility Vehicle	200, 566			
Pro Gator 2030A	JOHN DEERE - Utility Vehicle	566			
PS200B	CATERPILLAR - Roller	74			
PT220	STEIGER - Tractor	672			
PT251	STEIGER - Tractor	672			
PT310	STEIGER - Tractor	672			
PT320	STEIGER - Tractor	672			
PT325	STEIGER - Tractor	672			
Puma 168	ABG (Allg Baumasch Gesellsch) - Tractor	322			
Puma 168A	ABG (Allg Baumasch Gesellsch) - Tractor	322			
Puma 177	ABG (Allg Baumasch Gesellsch) - Tractor	322			
Puma 177V	ABG (Allg Baumasch Gesellsch) - Tractor	322			
Puma 177VS	ABG (Allg Baumasch Gesellsch) - Tractor	322, 323			
Puma 178	ABG (Allg Baumasch Gesellsch) - Tractor	323			
Puma 9110	STEIGER - Tractor	273, 672			
PW100	KOMATSU - Excavator	572			

MODEL INDEX

Model	Make	Page	Model	Make	Page
R65	DEUTZ-ALLIS - Combine	105, 106	RF139	RUGGERINI - Engine Industrial	665
R7	AGCO GLEANER - Combine	3	RF140	RUGGERINI - Engine Industrial	665
R70	AGCO GLEANER - Combine	3	RF148	RUGGERINI - Engine Industrial	666
R70	DEUTZ-ALLIS - Combine	105, 106	RF149	RUGGERINI - Engine Industrial	666
R70	AGCO GLEANER - Combine	3	RF80	RUGGERINI - Engine Industrial	666
R72	CATERPILLAR - Lift Truck	388, 390	RF81	RUGGERINI - Engine Industrial	666
R72	DEUTZ-ALLIS - Combine	105, 106	RF88	RUGGERINI - Engine Industrial	666
R72	AGCO GLEANER - Combine	3	RF89	RUGGERINI - Engine Industrial	666
R72	DEUTZ-ALLIS - Combine	105, 106	RF90	RUGGERINI - Engine Industrial	666
R75	AGCO GLEANER - Combine	3	RF91	RUGGERINI - Engine Industrial	666
R80	CATERPILLAR - Lift Truck	390	RF96	RUGGERINI - Engine Industrial	666
R-900	INGERSOLL RAND - Compressor	492	RF99	RUGGERINI - Engine Industrial	666
R911	LIEBHERR - Excavator	597	RG100	NEW HOLLAND - Motor Grader	640
R921	LIEBHERR - Excavator	597	RG15	CARRIER TRANSICOLD - Generator	350
R961	LIEBHERR - Excavator	218	RG80	NEW HOLLAND - Motor Grader	640
R971	LIEBHERR - Excavator	218	RGH02	NISSAN - Lift Truck	267, 657
R981	LIEBHERR - Excavator	218, 597	RH 188	VM (Stabilimenti Meccanici) - Engine Industrial	713
RA 394	VM (Stabilimenti Meccanici) - Engine Industrial	306	RK180	RUGGERINI - Engine Industrial	666
RA250	RED D ARC - Welder	664	RM241	CATERPILLAR - Industrial Tractor	63
Ranger 40	CLARK - Lift Truck	417	RM263	CATERPILLAR - Industrial Tractor	63
Ranger 45	SAME - Tractor	668	RM80	RUGGERINI - Engine Industrial	666
Ranger 60	CLARK - Lift Truck	417	RM81	RUGGERINI - Engine Industrial	666
Ranger 7200	WILLMAR - Sprayer	726	ROC D7-RRC	ATLAS COPCO - Off-Road & Mining Truck	337
Ranger 7400	WILLMAR - Sprayer	726	RP00	LANDINI - Agricultural Tractor	594
RC105D	RENAULT - Engine Industrial	271	RP01	LANDINI - Agricultural Tractor	594
RC210DT, DTS	RENAULT - Engine Industrial	271	RP20	LANDINI - Agricultural Tractor	594
RC215DV, DTS	RENAULT - Engine Industrial	271	RP30	LANDINI - Agricultural Tractor	594
RC240DTS	RENAULT - Engine Industrial	271	RT-100	ALLIS CHALMERS - Rough Terrain	334
RC285DV	RENAULT - Engine Industrial	271	RT100	LANDINI - Agricultural Tractor	594
RC320D	RENAULT - Engine Industrial	271	RT101	LANDINI - Agricultural Tractor	594
RC355DV	RENAULT - Engine Industrial	271	RT-120	ALLIS CHALMERS - Rough Terrain	335
RC480DV, Turbo	RENAULT - Engine Industrial	271	RT-40	ALLIS CHALMERS - Rough Terrain	335
RC600DTV	RENAULT - Engine Industrial	271	RT40	LANDINI - Agricultural Tractor	594
RC800DTV	RENAULT - Engine Industrial	271	RT-50	ALLIS CHALMERS - Rough Terrain	335
RD	CARRIER TRANSICOLD - Truck Unit	25	RT-500	GROVE MFG. - Crane	476
RD180	RUGGERINI - Engine Industrial	665	RT-58B	GROVE MFG. - Crane	476
RD181	RUGGERINI - Engine Industrial	665	RT-60	ALLIS CHALMERS - Rough Terrain	335
RD200	RUGGERINI - Engine Industrial	665	RT-625	GROVE MFG. - Crane	476
RD80	RUGGERINI - Engine Industrial	665	RT-65 / RT-75	GROVE MFG. - Crane	476
RD-I	THERMO KING - Truck Unit	286, 692	RT-70	ALLIS CHALMERS - Rough Terrain	335
RD-I 30	THERMO KING - Misc. Equipment	282, 687	RT-80	ALLIS CHALMERS - Rough Terrain	335
RD-I 30TC	THERMO KING - Misc. Equipment	282, 687	RT-820	WACKER - Roller	717
RD-I 50	THERMO KING - Misc. Equipment	282, 687	RT-865	GROVE MFG. - Crane	476
RD-I 50TC	THERMO KING - Misc. Equipment	282, 687	RT-980	GROVE MFG. - Crane	476
RD-I TC	THERMO KING - Misc. Equipment	687	RTV900G-H	KUBOTA - Utility Vehicle	217
RD-II TLE	THERMO KING - Truck Unit	692	RTV900G-K	KUBOTA - Utility Vehicle	217
RDK80	RUGGERINI - Engine Industrial	665	RTV900G-T	KUBOTA - Utility Vehicle	217
RDK901	RUGGERINI - Engine Industrial	665	RTV900R	KUBOTA - Utility Vehicle	217
RDM901	RUGGERINI - Engine Industrial	665	RTV900R-ASD	KUBOTA - Utility Vehicle	217
Rear Sweeper	ELGIN SWEEPER - Sweeper	109, 440	RTV900S-ASD	KUBOTA - Utility Vehicle	217
Reelmaster 223-D	TORO - Mower - Fairway	288	RTV900T	KUBOTA - Utility Vehicle	217
Reelmaster 3100-D	TORO - Commercial Mower	288	RTV900T-TSD	KUBOTA - Utility Vehicle	217
Reelmaster 4500-D	TORO - Mower - Fairway	288	RTV900W	KUBOTA - Utility Vehicle	217
Reelmaster 450-D	TORO - Mower - Fairway	288	RTV900W6-SE	KUBOTA - Utility Vehicle	217
Reelmaster 5100-D	TORO - Mower - Fairway	288	RTV900W-HSD	KUBOTA - Utility Vehicle	217
Reelmaster 5200-D	TORO - Commercial Mower	288	RW25	KUBOTA - Misc. Equipment	579
Reelmaster 5210	TORO - Commercial Mower	288	RW30	KUBOTA - Misc. Equipment	579
Reelmaster 5400-D	TORO - Mower - Fairway	289	RX	EUCLID - Truck	110
Reelmaster 5410	TORO - Mower - Fairway	289	RX3600	KUBOTA - Misc. Equipment	579
Reelmaster 5500-D	TORO - Mower - Fairway	289	S-100	HYSTER - Lift Truck	488
Reelmaster 5510	TORO - Mower - Fairway	289	S-100A	HYSTER - Lift Truck	488
Reelmaster 5610	TORO - Commercial Mower	288	S-100AP	HYSTER - Lift Truck	488
Reelmaster 6500-D	TORO - Commercial Mower	288	S-100B	HYSTER - Lift Truck	488, 489
Reelmaster 6700-D	TORO - Mower - Fairway	289	S-100PS	HYSTER - Lift Truck	489
RF100	RUGGERINI - Engine Industrial	665	S-105B	FIAT-ALLIS - Excavator	451
RF109	RUGGERINI - Engine Industrial	665	S-11	FIAT-ALLIS - Excavator	451
RF120	RUGGERINI - Engine Industrial	665	S-11B	INTERNATIONAL - Paylogger	138
RF121	RUGGERINI - Engine Industrial	665	S-11E	TEREX - Scraper	684
RF129	RUGGERINI - Engine Industrial	665	S-12	EUCLID - Scraper	442
RF130	RUGGERINI - Engine Industrial	665	S-120XMS	HYSTER - Lift Truck	127

MODEL INDEX

Model	Make	Page	Model	Make	Page
S-120XMSPRS	HYSTER - Lift Truck	127	Sand Spreader	LEE BOY - Misc. Equipment	596
S-125	HYSTER - Lift Truck	489	Saturno 80	SAME - Tractor	668
S-150	HYSTER - Lift Truck	489	Saturno Synchro 80	SAME - Tractor	668
S175	BOBCAT - Skid Steer Loader	348	SAW 186	ABG (Allg Baumasch Gesellsch) - Tractor	323
S-18	EUCLID - Scraper	442	SB110	BARBER GREENE - Finisher	342
S185	BOBCAT - Skid Steer Loader	21, 348	SB111	BARBER GREENE - Finisher	342
S-21	EUCLID - Scraper	442	SB131	BARBER GREENE - Finisher	342
S-23E	TEREX - Scraper	281, 684	SB140	BARBER GREENE - Finisher	342
S-24	EUCLID - Scraper	442	SB170	BARBER GREENE - Finisher	342
	TEREX - Scraper	281, 281, 684	SB-190	THERMO KING - Trailer Unit	282, 688
S-24A	TEREX - Scraper	281, 684	SB-200	THERMO KING - Trailer Unit	282, 688
S-24B	TEREX - Scraper	281, 684	SB-200 30	THERMO KING - Trailer Unit	282
S250	BOBCAT - Skid Steer Loader	21, 348	SB-200 50	THERMO KING - Trailer Unit	282
S-25XL	HYSTER - Lift Truck	489	SB-210	THERMO KING - Trailer Unit	283, 688
S-25XM	HYSTER - Lift Truck	489	SB30	BARBER GREENE - Finisher	342
S-28	EUCLID - Scraper	442	SB-300	THERMO KING - Trailer Unit	283, 688
S-30	HYSTER - Lift Truck	127, 489	SB-300 30	THERMO KING - Trailer Unit	283
S-30CD	HYSTER - Lift Truck	489	SB-310	THERMO KING - Trailer Unit	283, 688
S-30XL	HYSTER - Lift Truck	489	SB-I	THERMO KING - Trailer Unit	688
S-30XM	HYSTER - Lift Truck	489	SB-II	THERMO KING - Trailer Unit	283, 689
S-32	TEREX - Scraper	281, 684	SB-II 30 di / TC	THERMO KING - Misc. Equipment	687
S35B	GALION - Roller	125	SB-II 30 MAX	THERMO KING - Misc. Equipment	687
S-35E	TEREX - Scraper	281, 684	SB-II MAX	THERMO KING - Trailer Unit	283, 689
S-35XL	HYSTER - Lift Truck	489	SB-II SR	THERMO KING - Trailer Unit	283, 689
S-35XM	HYSTER - Lift Truck	489	SB-III	THERMO KING - Trailer Unit	283, 689
S-40	HYSTER - Lift Truck	127, 489	SB-III 30	THERMO KING - Trailer Unit	283
S-40-50F	HYSTER - Lift Truck	128	SB-III 30 MAX TC	THERMO KING - Trailer Unit	283
S-40-60ES	HYSTER - Lift Truck	128	SB-III 30 SR +	THERMO KING - Trailer Unit	283
S-40-60XL	HYSTER - Lift Truck	128	SB-III 30 TC	THERMO KING - Trailer Unit	283
S-40C	HYSTER - Lift Truck	489	SB-III 50	THERMO KING - Trailer Unit	283
S-40CD	HYSTER - Lift Truck	489	SB-III 50 MAX TC	THERMO KING - Trailer Unit	283
S-40XL	HYSTER - Lift Truck	128, 489, 490	SB-III MAX	THERMO KING - Trailer Unit	283, 284, 689
S-40XM	HYSTER - Lift Truck	490	SB-III SR	THERMO KING - Trailer Unit	284
S-40XMS	HYSTER - Lift Truck	128, 490	SB-III SR+	THERMO KING - Trailer Unit	284
S-45XM	HYSTER - Lift Truck	128, 490	SB-III SR	THERMO KING - Trailer Unit	689
S4E	MITSUBISHI - Engine Industrial	232	SB-III SR MP IV+	THERMO KING - Trailer Unit	284
S4Q	MITSUBISHI - Engine Industrial	232	SB-III SR TG VI	THERMO KING - Trailer Unit	284
S4S	MITSUBISHI - Engine Industrial	232	SB-III SR+ Whisper Edition	THERMO KING - Trailer Unit	284
S-50	HYSTER - Lift Truck	490	SC505 Stump Grinder	VERMEER - Misc. Equipment	711
S-50C	HYSTER - Lift Truck	490	SD10Z	TCM EQUIPMENT - Misc. Equipment	278
S-50CD	HYSTER - Lift Truck	490	SD12Z	TCM EQUIPMENT - Misc. Equipment	278
S-50F	HYSTER - Lift Truck	128, 490	SD2200	SHIBAURA - Tractor	272
S-50XL	HYSTER - Lift Truck	128, 490	SD2600	SHIBAURA - Tractor	272
S-50XM	HYSTER - Lift Truck	128, 490	SD3000	SHIBAURA - Tractor	272
S55C	GALION - Roller	125	SD4000	SHIBAURA - Tractor	272
S-55XM	HYSTER - Lift Truck	128, 490	SD-60	SELLICK - Lift Truck	669
S6 Series	LISTER-PETTER - Tractor	598	SDZ	THERMO KING - Trailer Unit	284, 689
S-60	FIAT-ALLIS - Excavator	451	SE130	SAMSUNG - Excavator	271, 668
	HYSTER - Lift Truck	483, 490	SE170	SAMSUNG - Excavator	271, 668
S-60B	HYSTER - Lift Truck	490	SE210	SAMSUNG - Excavator	271, 668
S-60ES	HYSTER - Lift Truck	128, 490	SE240	SAMSUNG - Excavator	271, 668
S-60PS	HYSTER - Lift Truck	490	SE280	SAMSUNG - Excavator	272, 668
S-60XL	HYSTER - Lift Truck	128, 490, 491	SE350	SAMSUNG - Excavator	272, 668
S-60XM	HYSTER - Lift Truck	128, 491	SE450	SAMSUNG - Excavator	272
S-65XM	HYSTER - Lift Truck	128, 491	SE50-3	SAMSUNG - Excavator	272, 668
S6S	MITSUBISHI - Engine Industrial	232	Senator	CLAAS - Combine	409
S-7	EUCLID - Scraper	442	Sentry	THERMO KING - Trailer Unit	284, 689
S-70	FIAT-ALLIS - Excavator	451	Sentry 30 di / TC	THERMO KING - Misc. Equipment	687
	HYSTER - Lift Truck	483, 491	Sentry SD1200	THERMO KING - Misc. Equipment	687
S-70B	HYSTER - Lift Truck	491	SF 213	ABG (Allg Baumasch Gesellsch) - Tractor	323
S-70PS	HYSTER - Lift Truck	491	SF550	NEW HOLLAND - Sprayer	256
S-80	HYSTER - Lift Truck	491	SG10N	TCM EQUIPMENT - Misc. Equipment	279, 679
S-80B	HYSTER - Lift Truck	491	SG12N	TCM EQUIPMENT - Misc. Equipment	279, 679
S-80PS	HYSTER - Lift Truck	491	SGCM	THERMO KING - Generator	686
S-9	FIAT-ALLIS - Excavator	451	SGCO	THERMO KING - Generator	686
	INTERNATIONAL - Paylogger	501, 501	SGSM	THERMO KING - Generator	686
S-90	FIAT-ALLIS - Excavator	452	Silverhawk	CARRIER TRANSICOLD - Misc. Equipment	22, 350
S-9B	INTERNATIONAL - Paylogger	138	Silverhawk Magnum	CARRIER TRANSICOLD - Truck Unit	25, 355
SA141	BARBER GREENE - Finisher	342	Silverhawk Plus	CARRIER TRANSICOLD - Truck Unit	25, 355
SA35	BARBER GREENE - Finisher	342	Sirenetta	SAME - Tractor	668
SA41	BARBER GREENE - Finisher	342			

MODEL INDEX

Model	Make	Page	Model	Make	Page
SK150	VALTRA VALMET - Misc. Equipment	303	ST2 Series	LISTER-PETTER - Tractor	599
SK200LS	KOBELCO - Excavator	202, 570	ST220	STEIGER - Tractor	672
SK370-IV	KOBELCO - Excavator	570	ST251	STEIGER - Tractor	672
SK400-III	KOBELCO - Excavator	202	ST3 Series	LISTER-PETTER - Tractor	599
SK400LC-IV	KOBELCO - Excavator	202, 570	ST310	STEIGER - Tractor	672
SKL500	SCHAEFF-NAMCO - Lift Truck	669	ST320	STEIGER - Tractor	672
SKL700	SCHAEFF-NAMCO - Lift Truck	669	ST325	STEIGER - Tractor	673
SL100	THERMO KING - Trailer Unit	284, 689	ST35 / STS35	ATLAS COPCO - Misc. Equipment	337
SL100e	THERMO KING - Trailer Unit	284, 689	ST45	AGCO - Tractor	1
SL-11	FIAT-ALLIS - Excavator	452	ST48 / STS48	ATLAS COPCO - Misc. Equipment	337
SL200	THERMO KING - Trailer Unit	284, 690	Stand Up Lift Truck	MINNEAPOLIS MOLINE - Lift Truck	613
SL200e	THERMO KING - Trailer Unit	284, 690	Starbird	CARRIER TRANSICOLD - Truck Unit	355
SL300	THERMO KING - Trailer Unit	284, 690	Starbird Plus	CARRIER TRANSICOLD - Truck Unit	355
SL3310	GEHL - Skid Steer	474	STX275	CASE - Agricultural Tractor	33, 37
SL3410	GEHL - Skid Steer	125	STX280	CASE - Agricultural Tractor	360
SL3610	GEHL - Skid Steer	125	STX325	CASE - Agricultural Tractor	33, 37
SL3615	GEHL - Skid Steer	125	STX330	CASE - Agricultural Tractor	361
SL3645	GEHL - Skid Steer	126	STX375	CASE - Agricultural Tractor	33, 37, 364
SL3825	GEHL - Skid Steer	126	STX375QT	CASE - Agricultural Tractor	33, 37, 364
SL400	THERMO KING - Trailer Unit	284, 690	STX425	CASE - Agricultural Tractor	34, 37, 364
SL400 SR2	THERMO KING - Trailer Unit	285, 690	STX425QT	CASE - Agricultural Tractor	34, 37, 364
SL400e	THERMO KING - Trailer Unit	285, 690	STX440	CASE - Agricultural Tractor	34, 37, 364
SL4610	GEHL - Skid Steer	474	STX440QT	CASE - Agricultural Tractor	34, 37
SL4615	GEHL - Skid Steer	474	STX450	CASE - Agricultural Tractor	34, 37, 364
SL4625	GEHL - Skid Steer	474	STX450QT	CASE - Agricultural Tractor	34, 37, 364
SL4625SX	GEHL - Skid Steer	126	STX500	CASE - Agricultural Tractor	34, 37, 364
SL5620	GEHL - Skid Steer	474	STX500QT	CASE - Agricultural Tractor	34, 37
SL5625	GEHL - Skid Steer	474	Summit 722U	CARRIER TRANSICOLD - Truck Unit	25, 355
SL6620	GEHL - Skid Steer	474	Sunbird	CARRIER TRANSICOLD - Truck Unit	355
SL6625	GEHL - Skid Steer	474	Sunbird Plus	CARRIER TRANSICOLD - Truck Unit	355
SL-9	FIAT-ALLIS - Excavator	452	Super A	ALLIS CHALMERS - Combine	6
SMV Rapid EGS	ROTTNE LOGGING EQUIPMENT - Harvester	664	Super Dextra	FORDSON - Tractor	125
SMV Rapid TGS	ROTTNE LOGGING EQUIPMENT - Harvester	665	Super II	THERMO KING - Trailer Unit	285, 690
SMX	THERMO KING - Trailer Unit	690	Super II 30 / MAX	THERMO KING - Misc. Equipment	282, 687
SMX II	THERMO KING - Trailer Unit	285, 690	Super II 30 TCI Multi-Temp	THERMO KING - Trailer Unit	285
SMX SR	THERMO KING - Trailer Unit	285, 690	Super II 30TCI-3 Multi-Temp	THERMO KING - Trailer Unit	285
SNWD	THERMO KING - Trailer Unit	690	Super II 50 MAX	THERMO KING - Trailer Unit	285
Solar 50	SAME - Tractor	668	Super II MAX	THERMO KING - Trailer Unit	690
Solar 55C	SAME - Crawlers	667	Super II SR	THERMO KING - Trailer Unit	285, 690
SP1700	SHIBAURA - Tractor	669	Super II TC	THERMO KING - Trailer Unit	285, 690
SP2010	SPRAY-AIR - Sprayer	670	Super NWD	THERMO KING - Trailer Unit	285, 691
Spectrum SB	THERMO KING - Trailer Unit	690	Supra 322	CARRIER TRANSICOLD - Truck Unit	25
Spectrum SL	THERMO KING - Trailer Unit	690	Supra 422	CARRIER TRANSICOLD - Truck Unit	25
Spray Monster	SPRAY MONSTER - Sprayer	272, 670	Supra 522	CARRIER TRANSICOLD - Truck Unit	25
SPX3150 Patriot	CASE - Sprayer	46	Supra 544	CARRIER TRANSICOLD - Truck Unit	25
SPX3185 Patriot	CASE - Sprayer	46	Supra 550	CARRIER TRANSICOLD - Truck Unit	26
SPX3200	CASE - Sprayer	46	Supra 622	CARRIER TRANSICOLD - Truck Unit	26, 355
SPX3200 Patriot	CASE - Sprayer	46	Supra 644	CARRIER TRANSICOLD - Truck Unit	26, 356
SPX3200B Patriot	CASE - Sprayer	46	Supra 650	CARRIER TRANSICOLD - Truck Unit	26, 356
SPX3310	CASE - Sprayer	46	Supra 722	CARRIER TRANSICOLD - Truck Unit	26, 356
SPX4260	CASE - Sprayer	46	Supra 744	CARRIER TRANSICOLD - Truck Unit	26, 356
SPX4260 Patriot	CASE - Sprayer	46	Supra 750	CARRIER TRANSICOLD - Truck Unit	26, 356
SPX4410	CASE - Sprayer	46	Supra 822	CARRIER TRANSICOLD - Truck Unit	26, 356
SQ1140	KUBOTA - Generator	577	Supra 844	CARRIER TRANSICOLD - Truck Unit	26, 356
SQ1200	KUBOTA - Generator	577	Supra 850	CARRIER TRANSICOLD - Truck Unit	26, 356
SQ3170	KUBOTA - Generator	577	Supra 900 Series	CARRIER TRANSICOLD - Truck Unit	26
SQ3250SW	KUBOTA - Generator	577	Supra 922	CARRIER TRANSICOLD - Truck Unit	26
SQ3350SW	KUBOTA - Generator	577	Supra 944	CARRIER TRANSICOLD - Truck Unit	26
SR2 Series	LISTER-PETTER - Tractor	598	Supra 950	CARRIER TRANSICOLD - Truck Unit	26
SR4 Series	LISTER-PETTER - Tractor	598	SWX430	SHUTTLEWAGON - Misc. Equipment	669
SR-9	FIAT-ALLIS - Excavator	452	T100C	CATERPILLAR - Lift Truck	65, 390
SS-12	EUCLID - Scraper	442	T100D	CATERPILLAR - Lift Truck	65, 390
SS-18	EUCLID - Scraper	442	T1010	NEW HOLLAND - Agricultural Tractor	634
SS-24	EUCLID - Scraper	442	T103	THOMAS EQUIPMENT - Skid Steer	692
SS-33	EUCLID - Scraper	443	T1030	NEW HOLLAND - Agricultural Tractor	634
SS-40	EUCLID - Scraper	443	T1110	NEW HOLLAND - Agricultural Tractor	634
SS-40A	EUCLID - Scraper	443	T120C	CATERPILLAR - Lift Truck	65, 390
SSIV	THERMO KING - Misc. Equipment	687		GENIE INDUSTRIES - Generator	475, 475
ST1 Series	LISTER-PETTER - Tractor	599	T125D	CATERPILLAR - Lift Truck	65, 390, 391
			T133	THOMAS EQUIPMENT - Skid Steer	692
			T133S	THOMAS EQUIPMENT - Skid Steer	286, 692

MODEL INDEX

Model	Make	Page	Model	Make	Page
T150D	CATERPILLAR - Lift Truck	65, 391	T55D	CATERPILLAR - Lift Truck	392
T1510	NEW HOLLAND - Tractor - Compact	258, 645	T60	CATERPILLAR - Lift Truck	392
T1520	NEW HOLLAND - Tractor - Compact	258, 645	T-60	TEREX - Lift Truck	682
T153	THOMAS EQUIPMENT - Skid Steer	286	T60	TOWMOTOR - Lift Truck	695
T153S	THOMAS EQUIPMENT - Skid Steer	286	T-600B	GALION - Grader	473
T-16 Sugar Babe	ALLIS CHALMERS - Agricultural Tractor	327	T60B	CATERPILLAR - Lift Truck	67
T165	CATERPILLAR - Lift Truck	65, 391	T60B, C	CATERPILLAR - Lift Truck	392
T173	THOMAS EQUIPMENT - Skid Steer	286, 692	T60C	CATERPILLAR - Lift Truck	67
T180	CATERPILLAR - Lift Truck	65, 391	T60D	CATERPILLAR - Lift Truck	67, 392, 393
T180C	CATERPILLAR - Lift Truck	66, 391	T655	VERMEER - Trencher	304
	GENIE INDUSTRIES - Generator	475, 475	T655DT	VERMEER - Trencher	304
T180J	GENIE INDUSTRIES - Generator	475	T658XL	VERMEER - Trencher	304
T183	THOMAS EQUIPMENT - Skid Steer	286, 693	T660	JOHN DEERE - Combine	166, 536
T200	BOBCAT - Loader	16, 344	T670	JOHN DEERE - Combine	166, 536
	CATERPILLAR - Lift Truck	63, 66, 391	T-700	GALION - Grader	473
T200C	CATERPILLAR - Lift Truck	66, 391	T70C	CATERPILLAR - Lift Truck	67, 393
T203	THOMAS EQUIPMENT - Skid Steer	286, 693		GENIE INDUSTRIES - Generator	475, 475
T2210	NEW HOLLAND - Tractor - Compact	259, 645	T70D	CATERPILLAR - Lift Truck	67, 393
T2220	NEW HOLLAND - Tractor - Compact	259, 645	T755	VERMEER - Trencher	304, 711
T224	CATERPILLAR - Industrial Tractor	63	T755DT	VERMEER - Trencher	304, 711
T225	CATERPILLAR - Industrial Tractor	63, 388	T758	VERMEER - Trencher	304
T226	CATERPILLAR - Industrial Tractor	63	T-800S	INTERNATIONAL - Paymover	501
T230J	GENIE INDUSTRIES - Generator	475	T8010	NEW HOLLAND - Agricultural Tractor	248
T2310	NEW HOLLAND - Agricultural Tractor	248, 634	T8020	NEW HOLLAND - Agricultural Tractor	248
T2320	NEW HOLLAND - Agricultural Tractor	248, 634	T8030	NEW HOLLAND - Agricultural Tractor	248
T233	THOMAS EQUIPMENT - Skid Steer	693	T8040	NEW HOLLAND - Agricultural Tractor	249
T2330	NEW HOLLAND - Agricultural Tractor	248, 634	T8050	NEW HOLLAND - Agricultural Tractor	249
T240C	GENIE INDUSTRIES - Generator	475	T80C	CATERPILLAR - Lift Truck	67, 393
T2410	NEW HOLLAND - Agricultural Tractor	634	T80D	CATERPILLAR - Lift Truck	67, 393
T2420	NEW HOLLAND - Agricultural Tractor	634	T84	THOMAS EQUIPMENT - Skid Steer	286
T243	THOMAS EQUIPMENT - Skid Steer	693	T9	TERRAMITE - Tractor	685
T245	THOMAS EQUIPMENT - Skid Steer	693	T90C	CATERPILLAR - Lift Truck	67, 68, 393
T25	CATERPILLAR - Lift Truck	66, 391		GENIE INDUSTRIES - Generator	475, 475
T250	CATERPILLAR - Lift Truck	66, 391	T90D	CATERPILLAR - Lift Truck	68, 393
T250C	CATERPILLAR - Lift Truck	66, 391	TAMD102A,D	VOLVO PENTA - Engine Industrial	308
T30	CATERPILLAR - Lift Truck	391	TAMD103A	VOLVO PENTA - Engine Industrial	308
T-30	TEREX - Lift Truck	682	TAMD120	VOLVO PENTA - Engine Industrial	308
T30	TOWMOTOR - Lift Truck	694	TAMD120A,B	VOLVO PENTA - Engine Industrial	308
T300	CATERPILLAR - Lift Truck	66, 391	TAMD121,C,D	VOLVO PENTA - Engine Industrial	308
T30B	CATERPILLAR - Lift Truck	66	TAMD122,A,C,D,P	VOLVO PENTA - Engine Industrial	308
T30B, C	CATERPILLAR - Lift Truck	391	TAMD162,A,B,C	VOLVO PENTA - Engine Industrial	308
T30C	CATERPILLAR - Lift Truck	66	TAMD163,A,P	VOLVO PENTA - Engine Industrial	308
T35B	CATERPILLAR - Lift Truck	66	TAMD165A,C,P	VOLVO PENTA - Engine Industrial	308
T35B, C	CATERPILLAR - Lift Truck	391	TAMD31A,B,D,L,M,P,S,X	VOLVO PENTA - Engine Industrial	308
T35C	CATERPILLAR - Lift Truck	66	TAMD60,A,B,C	VOLVO PENTA - Engine Industrial	308
T4	RIGMASTER POWER INC. - Misc. Equipment	271	TAMD61,A	VOLVO PENTA - Engine Industrial	308
T40	CATERPILLAR - Lift Truck	391	TAMD62A	VOLVO PENTA - Engine Industrial	308
T-40	TEREX - Lift Truck	682	TAMD70	VOLVO PENTA - Engine Industrial	309
T40	TOWMOTOR - Lift Truck	695	TAMD70B,C,D	VOLVO PENTA - Engine Industrial	309
T40B	CATERPILLAR - Lift Truck	66	TAMD70E	VOLVO PENTA - Engine Industrial	309
T40B, C	CATERPILLAR - Lift Truck	391, 392	TAMD71,A,B	VOLVO PENTA - Engine Industrial	309
T40C	CATERPILLAR - Lift Truck	66	TAMD72,A,P,WJ	VOLVO PENTA - Engine Industrial	309
T40D	CATERPILLAR - Lift Truck	392	TAMD73P,WJ	VOLVO PENTA - Engine Industrial	309
T45B	CATERPILLAR - Lift Truck	66	TAMD74A,C,L,P	VOLVO PENTA - Engine Industrial	309
T45B, C	CATERPILLAR - Lift Truck	392	TAMD75P	VOLVO PENTA - Engine Industrial	309
T45C	CATERPILLAR - Lift Truck	66, 67	Taurus 60	SAME - Tractor	668
T45D	CATERPILLAR - Lift Truck	392	TB025	TAKEUCHI - Excavator	274
T50	CATERPILLAR - Lift Truck	392	TB100	NEW HOLLAND - Agricultural Tractor	249, 634
T-50	TEREX - Lift Truck	682	TB110	NEW HOLLAND - Agricultural Tractor	249, 634
T50	TOWMOTOR - Lift Truck	695	TB120	NEW HOLLAND - Agricultural Tractor	249, 634
T-500	INTERNATIONAL - Paymover	501	TB50	SNORKEL - Telescopic Handler	669
T-500A	GALION - Grader	473	TB80	NEW HOLLAND - Agricultural Tractor	249, 634
T50B	CATERPILLAR - Lift Truck	67	TB85	NEW HOLLAND - Tractor - Compact	259, 645
T50B, C	CATERPILLAR - Lift Truck	392	TB90	NEW HOLLAND - Agricultural Tractor	249, 635
T50C	CATERPILLAR - Lift Truck	67	TC100D	CATERPILLAR - Lift Truck	68, 393
T50D	CATERPILLAR - Lift Truck	392	TC-12	EUCLID - Crawlers	441
T555	VERMEER - Trencher	304	TC120D	CATERPILLAR - Lift Truck	68, 393
T55B	CATERPILLAR - Lift Truck	67	TC18	NEW HOLLAND - Agricultural Tractor	635
T55B, C	CATERPILLAR - Lift Truck	392	TC21	NEW HOLLAND - Tractor - Compact	646
T55C	CATERPILLAR - Lift Truck	67	TC21D	NEW HOLLAND - Tractor - Compact	259, 646
			TC21DA	NEW HOLLAND - Agricultural Tractor	635

MODEL INDEX

Model	Make	Page	Model	Make	Page
TC23DA	NEW HOLLAND - Agricultural Tractor	635	TD80D	NEW HOLLAND - Agricultural Tractor	633
TC24D	NEW HOLLAND - Agricultural Tractor	249, 635	TD-8B	INTERNATIONAL - Tractor	505
TC24DA	NEW HOLLAND - Agricultural Tractor	635	TD-8C	INTERNATIONAL - Tractor	505
TC25	NEW HOLLAND - Tractor - Compact	259, 646	TD-8E	INTERNATIONAL - Tractor	505
TC25D	NEW HOLLAND - Tractor - Compact	259, 646	TD90D	NEW HOLLAND - Agricultural Tractor	633
TC26DA	NEW HOLLAND - Agricultural Tractor	635	TD-9B	INTERNATIONAL - Tractor	505
TC29	NEW HOLLAND - Tractor - Compact	259, 646	TDB	CARRIER TRANSICOLD - Truck Unit	26, 356
TC29D	NEW HOLLAND - Tractor - Compact	259, 646	TDG 10R	TROPICAL DIESEL GENERATORS - Generator	302
TC29DA	NEW HOLLAND - Agricultural Tractor	249, 635	TDG 12.5R	TROPICAL DIESEL GENERATORS - Generator	302
TC30	CATERPILLAR - Lift Truck	68, 393	TDG 14R	TROPICAL DIESEL GENERATORS - Generator	302
	NEW HOLLAND - Agricultural Tractor	245, 249, 635	TDG 6R	TROPICAL DIESEL GENERATORS - Generator	302
TC31DA	NEW HOLLAND - Agricultural Tractor	249, 635	TDG 8.2R	TROPICAL DIESEL GENERATORS - Generator	303
TC33	NEW HOLLAND - Tractor - Compact	259, 646	TD-I	THERMO KING - Trailer Unit	285, 691
TC33D	NEW HOLLAND - Tractor - Compact	259, 646	TD-II	THERMO KING - Trailer Unit	285, 691
TC33DA	NEW HOLLAND - Agricultural Tractor	249, 635	TDS	CARRIER TRANSICOLD - Truck Unit	27, 356
TC34DA	NEW HOLLAND - Agricultural Tractor	249, 635	TE3210	ISEKI - Tractor	139
TC35	NEW HOLLAND - Tractor - Compact	259, 646	TF1000	CASE - Trencher	51
TC35A	NEW HOLLAND - Agricultural Tractor	249, 635	TF300	CASE - Trencher	51
TC35DA	NEW HOLLAND - Tractor - Compact	259, 646	TG1860	KUBOTA - Lawn & Garden Tractor	207
TC40	NEW HOLLAND - Tractor - Compact	259, 646	TG1860G	KUBOTA - Lawn & Garden Tractor	207
TC40A	NEW HOLLAND - Agricultural Tractor	249, 635	TG210	NEW HOLLAND - Agricultural Tractor	249, 250
TC40D	NEW HOLLAND - Tractor - Compact	259, 646	TG215	NEW HOLLAND - Agricultural Tractor	250
TC40DA	NEW HOLLAND - Agricultural Tractor	249, 635	TG230	NEW HOLLAND - Agricultural Tractor	250
TC44H	JOHN DEERE - Tool Carrier	194, 562	TG245	NEW HOLLAND - Agricultural Tractor	250
TC45	NEW HOLLAND - Tractor - Compact	259, 646	TG255	NEW HOLLAND - Agricultural Tractor	250
	POCLAIN - Excavator	662, 663	TG275	NEW HOLLAND - Agricultural Tractor	250
TC45A	NEW HOLLAND - Agricultural Tractor	249, 635	TG285	NEW HOLLAND - Agricultural Tractor	250
TC45D	NEW HOLLAND - Tractor - Compact	259, 646	TG305	NEW HOLLAND - Agricultural Tractor	250
TC45DA	NEW HOLLAND - Agricultural Tractor	249, 635	TH103 Telehandler	CATERPILLAR - Lift Truck	68
TC48DA	NEW HOLLAND - Agricultural Tractor	635	TH220B Telehandler	CATERPILLAR - Telehandler	401
TC54H	JOHN DEERE - Tool Carrier	194, 195, 562	TH330B Telehandler	CATERPILLAR - Telehandler	401
TC55DA	NEW HOLLAND - Agricultural Tractor	636	TH340B Telehandler	CATERPILLAR - Telehandler	401
TC-56	TELEDYNE - CONTINENTAL - Engine Industrial	279, 680	TH350B Telehandler	CATERPILLAR - Telehandler	401
TC560B	CATERPILLAR - Lift Truck	393	TH360B Telehandler	CATERPILLAR - Telehandler	401
TC60C	CATERPILLAR - Lift Truck	68, 393	TH407 Telehandler	CATERPILLAR - Telehandler	401
TC60D	CATERPILLAR - Lift Truck	393	TH460B Telehandler	CATERPILLAR - Telehandler	401
TC62H	JOHN DEERE - Tool Carrier	195, 562	TH560B Telehandler	CATERPILLAR - Telehandler	401
TCM	TELEDYNE - CONTINENTAL - Engine Industrial	279	TH580B Telehandler	CATERPILLAR - Telehandler	401
TD	CARRIER TRANSICOLD - Truck Unit	26	TH62 Telehandler	CATERPILLAR - Lift Truck	394
TD-12	INTERNATIONAL - Tractor	504	TH63	CATERPILLAR - Tool Carrier	79, 402
TD12C	DRESSER - Track Tractor	438	TH63 Telehandler	CATERPILLAR - Lift Truck	68, 394
TD-15C	INTERNATIONAL - Tractor	504	TH82 Telehandler	CATERPILLAR - Telehandler	401
TD203-3	DEUTZ DITER - Engine Industrial	105	THAMD70,B,C	VOLVO PENTA - Engine Industrial	309
TD-20B	INTERNATIONAL - Dozer	497	THD	TELEDYNE - WISCONSIN - Engine Industrial	680
TD-20C	INTERNATIONAL - Dozer	497	Thunderbird	CARRIER TRANSICOLD - Trailer Unit	25, 354
TD-20E	INTERNATIONAL - Tractor	504	Tiger 450	STEIGER - Tractor	673
TD-225SL	INTERNATIONAL - Paymover	501	Tiger 470	STEIGER - Tractor	673
TD229-4	DEUTZ DITER - Engine Industrial	105	Tiger III	STEIGER - Tractor	673
TD229-6	DEUTZ DITER - Engine Industrial	105	Tiger III ST450	STEIGER - Tractor	673
TD-250	INTERNATIONAL - Loader	137, 498	Tiger III ST470	STEIGER - Tractor	673
TD-250C	INTERNATIONAL - Loader	137, 498	Tiger IV KP525	STEIGER - Tractor	673
TD-25B	INTERNATIONAL - Tractor	138	Titan 211	ABG (Allg Baumasch Gesellsch) - Tractor	323
TD-25C	INTERNATIONAL - Tractor	138, 504	Titan 300	ABG (Allg Baumasch Gesellsch) - Tractor	323
TD-25E	INTERNATIONAL - Tractor	504	Titan 3020	CASE - Floater	42
TD25G	DRESSER - Track Loader	438	Titan 3520	CASE - Floater	42
TD-30	INTERNATIONAL - Tractor	504	Titan 360	ABG (Allg Baumasch Gesellsch) - Tractor	1, 323
TD-300SL	INTERNATIONAL - Paymover	501	Titan 4020	CASE - Floater	42
TD40	DRESSER - Track Loader	438	Titan 4520	CASE - Floater	42
TD-40	INTERNATIONAL - Tractor	504	TITAN_350S	ABG (Allg Baumasch Gesellsch) - Tractor	1, 323
TD42	NISSAN - Engine Industrial	262	TITAN_410S	ABG (Allg Baumasch Gesellsch) - Tractor	323
TD55D	NEW HOLLAND - Agricultural Tractor	632	TJ	TELEDYNE - WISCONSIN - Engine Industrial	680
TD-6	INTERNATIONAL - Track Tractor	504	TJ275	NEW HOLLAND - Agricultural Tractor	250
TD60D	NEW HOLLAND - Agricultural Tractor	632	TJ325	NEW HOLLAND - Agricultural Tractor	250
TD70D	NEW HOLLAND - Agricultural Tractor	632	TJ375	NEW HOLLAND - Agricultural Tractor	250, 636
TD75D	NEW HOLLAND - Agricultural Tractor	632	TJ425	NEW HOLLAND - Agricultural Tractor	250, 636
TD-7C	INTERNATIONAL - Tractor	504	TJ450	NEW HOLLAND - Agricultural Tractor	250, 636
TD-7E	INTERNATIONAL - Tractor	504			
TD-8	INTERNATIONAL - Tractor	138			

MODEL INDEX

Model	Make	Page	Model	Make	Page
TJ500	NEW HOLLAND - Agricultural Tractor	250, 251	TMD-13	TELEDYNE - CONTINENTAL - Engine Industrial	279
TK100A	NEW HOLLAND - Tractor	643	TMD-20	TELEDYNE - CONTINENTAL - Engine Industrial	279
TK4.86V	YANMAR - Engine Industrial	728	TMD-27	TELEDYNE - CONTINENTAL - Engine Industrial	279
TK76	NEW HOLLAND - Tractor	643	TMD70B,C	VOLVO PENTA - Engine Industrial	309
TK80A	NEW HOLLAND - Tractor	643	TMDT-27	TELEDYNE - CONTINENTAL - Engine Industrial	279
TK80MA	NEW HOLLAND - Tractor	643	TMS-250	GROVE MFG. - Crane	477
TK85	NEW HOLLAND - Tractor	643	TMS-865	GROVE MFG. - Crane	477
TK85M	NEW HOLLAND - Tractor	643	TN55	NEW HOLLAND - Utility Tractor	648
TK90A	NEW HOLLAND - Tractor	643	TN55D, S	NEW HOLLAND - Utility Tractor	648
TK90MA	NEW HOLLAND - Tractor	643	TN60A, DA, SA	NEW HOLLAND - Utility Tractor	648
TL / TR / TS / TX Series	LISTER-PETTER - Tractor	599	TN60VA	NEW HOLLAND - Utility Tractor	648
TL 10D	ALLIS CHALMERS - Tractor Loader	335	TN65	NEW HOLLAND - Utility Tractor	648
TL 12D	ALLIS CHALMERS - Tractor Loader	335	TN65D, F, S	NEW HOLLAND - Utility Tractor	648
TL 14D	ALLIS CHALMERS - Tractor Loader	335	TN65V	NEW HOLLAND - Utility Tractor	649
TL 16D	ALLIS CHALMERS - Tractor Loader	336	TN70	NEW HOLLAND - Utility Tractor	649
TL 20 / TL 20D	ALLIS CHALMERS - Tractor Loader	336	TN70A	NEW HOLLAND - Utility Tractor	649
TL 30 / TL 30D	ALLIS CHALMERS - Tractor Loader	336	TN70D	NEW HOLLAND - Utility Tractor	649
TL 40 / TL 40D	ALLIS CHALMERS - Tractor Loader	336	TN70DA	NEW HOLLAND - Utility Tractor	649
TL 545 / TL-545H	ALLIS CHALMERS - Tractor Loader	336	TN70F	NEW HOLLAND - Utility Tractor	649
TL 645	ALLIS CHALMERS - Tractor Loader	336	TN70S	NEW HOLLAND - Utility Tractor	649
TL 650	ALLIS CHALMERS - Tractor Loader	12, 336	TN70SA	NEW HOLLAND - Utility Tractor	649
TL 745	ALLIS CHALMERS - Tractor Loader	336	TN70VA	NEW HOLLAND - Utility Tractor	649
TL100	NEW HOLLAND - Agricultural Tractor	636	TN75	NEW HOLLAND - Utility Tractor	649
TL126	TAKEUCHI - Loader	274, 675	TN75A	NEW HOLLAND - Utility Tractor	649
TL1700	ISEKI - Tractor	139	TN75D	NEW HOLLAND - Utility Tractor	649
TL1900	ISEKI - Tractor	139	TN75DA	NEW HOLLAND - Utility Tractor	649
TL2 / TL3	LISTER-PETTER - Tractor	599	TN75F	NEW HOLLAND - Utility Tractor	649
TL2100	ISEKI - Tractor	139	TN75FA	NEW HOLLAND - Utility Tractor	649
TL2300	ISEKI - Tractor	139	TN75S	NEW HOLLAND - Utility Tractor	649
TL2500	ISEKI - Tractor	139	TN75SA	NEW HOLLAND - Utility Tractor	649
TL2700	ISEKI - Tractor	139	TN75V	NEW HOLLAND - Utility Tractor	649
TL-5	FIAT-ALLIS - Crawlers	451	TN75VA	NEW HOLLAND - Utility Tractor	649
TL-5H	FIAT-ALLIS - Crawlers	451	TN80F	NEW HOLLAND - Utility Tractor	649
TL70	NEW HOLLAND - Agricultural Tractor	636	TN85FA	NEW HOLLAND - Utility Tractor	650
TL745B	ALLIS CHALMERS - Loader - Backhoe	332	TN90F	NEW HOLLAND - Utility Tractor	650
TL745H	ALLIS CHALMERS - Loader - Backhoe	332	TN95F	NEW HOLLAND - Utility Tractor	650
TL745L	ALLIS CHALMERS - Loader - Backhoe	332	TN95FA	NEW HOLLAND - Utility Tractor	650
TL80	NEW HOLLAND - Agricultural Tractor	636	TN95VA	NEW HOLLAND - Utility Tractor	650
TL90	NEW HOLLAND - Agricultural Tractor	636	TR Series	LISTER-PETTER - Tractor	599
TLB 425	ALLMAND - Tractor	12	TR-260	ALLIS CHALMERS - Rough Terrain	335
TM-1075	GROVE MFG. - Crane	476, 477	TR600XL-3	TADANO - Crane	674
TM115	NEW HOLLAND - Tractor	257	TR70	NEW HOLLAND - Combine	637
TM-1150	GROVE MFG. - Crane	477	TR75	NEW HOLLAND - Combine	637
TM120	NEW HOLLAND - Agricultural Tractor	251	TR86	NEW HOLLAND - Combine	637
TM125	NEW HOLLAND - Tractor	257	TR96	NEW HOLLAND - Combine	637
TM-13	TELEDYNE - CONTINENTAL - Engine Industrial	279, 680	TRACKLESS MT	TRACKLESS - Lawn & Garden Tractor	302
TM130	NEW HOLLAND - Agricultural Tractor	251	Trackless MT	TRACKLESS - Lawn & Garden Tractor	711
TM135	NEW HOLLAND - Tractor	257	Trail Gator 6 x 4	JOHN DEERE - Utility Vehicle	200
TM140	NEW HOLLAND - Agricultural Tractor	251	Travellift 1000	DROTT MFG. - Crane	439
TM-1400	GROVE MFG. - Crane	477	Travellift 250	DROTT MFG. - Crane	439
TM150	NEW HOLLAND - Agricultural Tractor	251	Travellift 600	DROTT MFG. - Crane	439
TM155	NEW HOLLAND - Agricultural Tractor	251	Travellift 650	DROTT MFG. - Crane	439
TM165	NEW HOLLAND - Agricultural Tractor	251	Travellift 800	DROTT MFG. - Crane	439
TM175	NEW HOLLAND - Agricultural Tractor	251	TS Spectrum	THERMO KING - Truck Unit	692
TM190	NEW HOLLAND - Agricultural Tractor	251	TS1 / TS2 / TS3	LISTER-PETTER - Tractor	599
TM-20	TELEDYNE - CONTINENTAL - Engine Industrial	279, 680	TS-14	EUCLID - Scraper	443
TM-200C	GROVE MFG. - Crane	477	TS-14B	TEREX - Scraper	281, 281, 684
TM27	CONTINENTAL - Engine Industrial	429	TS-18	TEREX - Scraper	282, 684
TM-27	TELEDYNE - CONTINENTAL - Engine Industrial	279, 680	TS-200	THERMO KING - Truck Unit	692
TM70	NEW HOLLAND - Combine	637	TS-24	EUCLID - Scraper	443
TM75	NEW HOLLAND - Combine	637	TS-24A	TEREX - Scraper	281, 282, 685
TM-875	GROVE MFG. - Crane	477	TS-260	ALLIS CHALMERS - Tractor Scraper	336
TMD100A	VOLVO PENTA - Engine Industrial	309	TS-28	EUCLID - Scraper	443
TMD100B,C	VOLVO PENTA - Engine Industrial	309	TS-300	THERMO KING - Truck Unit	692
TMD102A	VOLVO PENTA - Engine Industrial	309	TS-32	TEREX - Scraper	282, 685
TMD120A,B	VOLVO PENTA - Engine Industrial	309			
TMD121C	VOLVO PENTA - Engine Industrial	309			
TMD122A	VOLVO PENTA - Engine Industrial	309			

MODEL INDEX

Model	Make	Page	Model	Make	Page
TS460	ALLIS CHALMERS - Grader	330	UT100 Series	CLARK - Lift Truck	417
TS-460	ALLIS CHALMERS - Tractor Scraper	336	UT40	CLARK - Truck (Light)	97
TS-500	THERMO KING - Truck Unit	692		CLARK - Truck Unit	425, 426
TS-562	ALLIS CHALMERS - Tractor Scraper	336	UT60	CLARK - Truck (Light)	97
TS-600	THERMO KING - Truck Unit	692		CLARK - Truck Unit	425, 426
TSS-24	EUCLID - Scraper	443	UT60 Series	CLARK - Lift Truck	417
TSS-40	EUCLID - Scraper	443	UT70 Series	CLARK - Lift Truck	417
TT14030	TANGUAY - Loader	675	UT80 Series	CLARK - Lift Truck	418
TT45A	NEW HOLLAND - Tractor	257, 644	UT-817	INTERNATIONAL - Power Unit	504
TT50A	NEW HOLLAND - Tractor	258, 644	UT-817B	INTERNATIONAL - Power Unit	504
TT55	NEW HOLLAND - Agricultural Tractor	636	UTS	THERMO KING - Truck Unit	692
TT60A	NEW HOLLAND - Tractor	644	UV-345	INTERNATIONAL - Power Unit	504
TT65	NEW HOLLAND - Agricultural Tractor	636	UV-392	INTERNATIONAL - Power Unit	504
TT75	NEW HOLLAND - Agricultural Tractor	636	UV-395	INTERNATIONAL - Power Unit	504
TT75A	NEW HOLLAND - Tractor	644	V Series	CUMMINS ENGINES - Engine Industrial 102, 430, 431	
TTS-14	EUCLID - Scraper	443	V100	CATERPILLAR - Lift Truck	68, 394
	TEREX - Scraper	684, 685	V108	HATZ - Engine Industrial	478
TU1900	ISEKI - Tractor	139	V110	CATERPILLAR - Lift Truck	68, 394
TU2100	ISEKI - Tractor	139	V12 / 570	BPM - Engine Industrial	22
TV140 Bi-Directional	NEW HOLLAND - Tractor	258	V12 / 620S	BPM - Engine Industrial	22
TV145 Bi-Directional	NEW HOLLAND - Agricultural Tractor	251	V120	CATERPILLAR - Lift Truck	68, 394
TV8-540	PERKINS - Engine Industrial	660	V130	CATERPILLAR - Lift Truck	68, 394
TW-10	FORD - Agricultural Tractor	465	V140	CATERPILLAR - Lift Truck	68, 394
TW-15	FORD - Agricultural Tractor	465	V150	CATERPILLAR - Lift Truck	68, 394
TW-20	FORD - Agricultural Tractor	465	V160	CATERPILLAR - Lift Truck	68, 394
TW-25	FORD - Agricultural Tractor	465	V160B	CATERPILLAR - Lift Truck	68, 394
TW-30	FORD - Agricultural Tractor	465	V180	CATERPILLAR - Lift Truck	69, 394
TW-35	FORD - Agricultural Tractor	465	V180B	CATERPILLAR - Lift Truck	69, 394
TW-5	FORD - Agricultural Tractor	465	V200	CATERPILLAR - Lift Truck	69, 394
TX2 / TX3	LISTER-PETTER - Tractor	599	V200B	CATERPILLAR - Lift Truck	69, 394
TX66	NEW HOLLAND - Combine	251, 637, 638	V2202	KUBOTA - Misc. Equipment	579
TX68	NEW HOLLAND - Combine	251, 638	V225	CATERPILLAR - Lift Truck	69, 394
TY2P	POCLAIN - Excavator	663	V225B	CATERPILLAR - Lift Truck	69, 394
TY45	POCLAIN - Excavator	663	V250	CATERPILLAR - Lift Truck	69, 394
TZ18DA	NEW HOLLAND - Agricultural Tractor	636	V250B	CATERPILLAR - Lift Truck	69, 394
TZ22DA	NEW HOLLAND - Agricultural Tractor	636	V25D	CATERPILLAR - Lift Truck	394
TZ24DA	NEW HOLLAND - Tractor - Compact	646	V30	CATERPILLAR - Lift Truck	395
TZ25DA	NEW HOLLAND - Agricultural Tractor	636	V-30	TEREX - Lift Truck	682
U80B	NEW HOLLAND - Tractor Loader	646	V30	TOWMOTOR - Lift Truck	695
U-817	INTERNATIONAL - Power Unit	503	V300	CATERPILLAR - Lift Truck	69, 395
U-817B	INTERNATIONAL - Power Unit	503	V300B	CATERPILLAR - Lift Truck	69, 395
UC-175	INTERNATIONAL - Power Unit	503	V30A	CATERPILLAR - Lift Truck	69, 395
UC-200	INTERNATIONAL - Power Unit	503	V30B	CATERPILLAR - Lift Truck	69, 395
UC-221	INTERNATIONAL - Power Unit	503	V30C	CATERPILLAR - Lift Truck	69, 395
UC-221B	INTERNATIONAL - Power Unit	503	V30D	CATERPILLAR - Lift Truck	69, 395
UC-263	INTERNATIONAL - Power Unit	503	V330B	CATERPILLAR - Lift Truck	69
UC-263B	INTERNATIONAL - Power Unit	503	V35A	CATERPILLAR - Lift Truck	69, 395
UC-301	INTERNATIONAL - Power Unit	503	V35B	CATERPILLAR - Lift Truck	69, 395
UC-301B	INTERNATIONAL - Power Unit	503	V35C	CATERPILLAR - Lift Truck	69, 395
UD-236	INTERNATIONAL - Power Unit	503	V35D	CATERPILLAR - Lift Truck	69, 395
UD-282	INTERNATIONAL - Power Unit	503	V40	CATERPILLAR - Lift Truck	395
UD-301	INTERNATIONAL - Power Unit	503	V-40	TEREX - Lift Truck	682
UD-817	INTERNATIONAL - Power Unit	503	V40	TOWMOTOR - Lift Truck	695
UD-817B	INTERNATIONAL - Power Unit	503	V40B	CATERPILLAR - Lift Truck	70, 395
UDE Series	CARRIER TRANSICOLD - Trailer Unit	25, 354, 355	V40C	CATERPILLAR - Lift Truck	70, 395
UDG Series	CARRIER TRANSICOLD - Trailer Unit	25, 355	V40D	CATERPILLAR - Lift Truck	395
UDT-429	INTERNATIONAL - Power Unit	503	V41	CATERPILLAR - Lift Truck	70, 395, 396
UDT-573	INTERNATIONAL - Power Unit	503	V-41	TEREX - Lift Truck	683
UDT-817	INTERNATIONAL - Power Unit	504	V41	TOWMOTOR - Lift Truck	695
UDT-817B	INTERNATIONAL - Power Unit	504	V45B	CATERPILLAR - Lift Truck	70, 396
UF03	NISSAN - Lift Truck	267, 657	V45C	CATERPILLAR - Lift Truck	70, 396
UF05	NISSAN - Lift Truck	267, 657	V45D	CATERPILLAR - Lift Truck	396
UG15	CARRIER TRANSICOLD - Generator	350	V461D	TELEDYNE - WISCONSIN - Engine Industrial	680
UGF03	NISSAN - Lift Truck	267, 657	V465D	TELEDYNE - WISCONSIN - Engine Industrial	680
Ultima 53	CARRIER TRANSICOLD - Trailer Unit	25, 355	V50	CATERPILLAR - Lift Truck	396
Ultra-Pressure Compressor	JET EDGE - Compressor	144	V-50	TEREX - Lift Truck	683
UMD	THERMO KING - Misc. Equipment	282	V50	TOWMOTOR - Lift Truck	695
URD	THERMO KING - Trailer Unit	285, 691	V50B	CATERPILLAR - Lift Truck	70, 396
URD25	THERMO KING - Misc. Equipment	282	V50C	CATERPILLAR - Lift Truck	70, 396
URD-III MAX	THERMO KING - Trailer Unit	691	V50D	CATERPILLAR - Lift Truck	396

MODEL INDEX

Model	Make	Page	Model	Make	Page
V51	CATERPILLAR - Lift Truck	70, 396	SUMITOMO YALE - Lift Truck		273, 273, 674
V-51	TEREX - Lift Truck	683	SWEEPMASTER - Sweeper		274, 274
V51	TOWMOTOR - Lift Truck	695	THERMO ELECTRON - Engine Industrial		685, 685
V55B	CATERPILLAR - Lift Truck	70, 396	THERMO KING - Misc. Equipment		686, 687, 688
V55C	CATERPILLAR - Lift Truck	70, 396	TORO - Misc. Equipment		693, 694
V60	CATERPILLAR - Lift Truck	396	TOYOTA - Lift Truck		695, 710
V-60	TEREX - Lift Truck	683	WISCONSIN ROBBINS - Engine Industrial		726, 726
V60	TOWMOTOR - Lift Truck	695	YALE - Lift Truck		318, 318, 726, 727
V60B	CATERPILLAR - Lift Truck	70, 396	YANMAR - Tractor		320, 320, 321, 729
V60D	CATERPILLAR - Lift Truck	70, 396	VAS 512	ABG (Allg Baumasch Gesellsch) - Tractor	323
V60E	CATERPILLAR - Lift Truck	70, 396	VC30D - VC60D	CATERPILLAR - Lift Truck	397
V60F	CATERPILLAR - Lift Truck	397	VERSATILE 2270	BUHLER VERSATILE - Agricultural Tractor	349
V70D	CATERPILLAR - Lift Truck	70	VERSATILE 2310	BUHLER VERSATILE - Agricultural Tractor	350
V70E	CATERPILLAR - Lift Truck	70, 397	VERSATILE 2360	BUHLER VERSATILE - Agricultural Tractor	350
V80D	CATERPILLAR - Lift Truck	71, 397	VERSATILE 2375	BUHLER VERSATILE - Agricultural Tractor	350
V80E	CATERPILLAR - Lift Truck	71, 397	VERSATILE 2425	BUHLER VERSATILE - Agricultural Tractor	350
V80F	CATERPILLAR - Lift Truck	397	Vertis 130	IVECO - Heavy Duty	140
V903	CUMMINS ENGINES - Engine Industrial	431	Vertis 90	IVECO - Medium Duty	141
V925	CATERPILLAR - Lift Truck	71, 397	VF4	TELEDYNE - WISCONSIN - Engine Industrial	681
Various	ALLIS CHALMERS - Generator	329	VF4D	TELEDYNE - WISCONSIN - Engine Industrial	681
	KUBOTA - Misc. Equipment	208, 208, 579	VG4D	TELEDYNE - WISCONSIN - Engine Industrial	681
	LEYLAND DAF - Engine Industrial	596, 596	VH4D	TELEDYNE - WISCONSIN - Engine Industrial	681
	LINCOLN WELDER - Welder	597, 597	Vigneron 35	SAME - Tractor	668
	LISTER-PETTER - Engines	598, 598	Vigneron 45	SAME - Tractor	668
	MARINE POWER - Engine Industrial	220, 220	Vigneron 50	SAME - Tractor	668
	OSHKOSH - Off-Road & Mining Truck	659, 659	Vigneron 62	SAME - Agricultural Tractor	666
	PERKINS - Engine Industrial	659, 660	Volunteer Diesel	CUB CADET - Utility Vehicle	430
	UNIVERSAL RETRO-FIT - Conversion Unit	303, 303	Voyager 2000	PRAIRIE - Sprayer	663
	WESTERBEKE - Engine Industrial	312, 312	VRD155	WAUKESHA - Engine Industrial	312, 719
Various Equipment	KHD - Engine Industrial	202	VRD-232	WAUKESHA - Engine Industrial	312, 719
Various Models	ATLAS COPCO - Compressor	13	VRD-283	WAUKESHA - Engine Industrial	312
	CARRIER TRANSICOLD - Misc. Equipment	22, 22, 23, 350, 351	VRD-310	WAUKESHA - Engine Industrial	312
	CATERPILLAR - Engine Industrial	57, 58, 59	VRG155	WAUKESHA - Engine Industrial	312
	CRUSADER - Boat	100, 100	VRG-232	WAUKESHA - Engine Industrial	312
	DEUTZ - Engine Industrial	432, 432, 433	VRG-265	WAUKESHA - Engine Industrial	312
	DMT CORPORATION - Misc. Equipment	107, 107, 437	VRG-283	WAUKESHA - Engine Industrial	312
	EATON - Lift Truck	440, 440	VRG-310	WAUKESHA - Engine Industrial	312
	EIMCO JARVIS CLARK - Misc. Equipment	440, 440	VSS125	ATLAS COPCO - Misc. Equipment	337
	ETNYRE - Misc. Equipment	441, 441	VSS170	ATLAS COPCO - Misc. Equipment	337
	FABTEK - Misc. Equipment	447, 447	Vulcano 375	BPM - Engine Industrial	22
	FLAHERTY - Misc. Equipment	115, 115	Vulcano 450	BPM - Engine Industrial	22
	FLEXI-COIL - Misc. Equipment	457, 457	W11	CASE - Wheel Loader	52, 378
	FLEXTRAC NODWELL - Misc. Equipment	457, 457	W110	NEW HOLLAND - Wheel Loader	261
	GALION - Roller	125, 125	W110B	NEW HOLLAND - Wheel Loader	261
	GODWIN - Pump	126, 126, 475	W11B	CASE - Wheel Loader	52, 378
	GRADALL - Misc. Equipment	476, 476	W130	NEW HOLLAND - Wheel Loader	261
	GRAFCO - Misc. Equipment	126, 126	W14	CASE - Wheel Loader	378
	HYSTER - Lift Truck	126, 128, 491	W14B	CASE - Wheel Loader	52, 378
	ISHIKAWAJIMA - Misc. Equipment	139, 139, 505	W14C	CASE - Wheel Loader	52, 378
	JLG - All Models	144, 144	W14H	CASE - Wheel Loader	52, 378
	JOY - Compressor	566, 566	W18	CASE - Wheel Loader	52, 378
	LAY-MOR - Grader	594, 594	W18B	CASE - Wheel Loader	52, 378
	LUCAS - Engine Industrial	219, 219	W20	CASE - Wheel Loader	52, 378
	MANDO - Engine Industrial	219, 219	W20B	CASE - Wheel Loader	52, 378
	MARINE POWER - Engine Industrial	220, 220	W20C	CASE - Wheel Loader	53, 378
	MOTOROLA - Engine Industrial	243, 243	W24	CASE - Wheel Loader	378
	NISSAN - Lift Truck	262, 267, 657	W24B	CASE - Wheel Loader	53, 378
	PAVEMASTER - Roller	659, 659	W24C	CASE - Wheel Loader	53, 378, 379
	PERKINS - Generator	268, 268, 269, 660, 661, 662	W26	CASE - Wheel Loader	379
	PRINOTH - Misc. Equipment	270, 270	W26B	CASE - Wheel Loader	53, 379
	SCANIA - Engine Industrial	669, 669	W30	CASE - Wheel Loader	53, 379
	SCHAEFF-NAMCO - Lift Truck	669, 669	W36	CASE - Wheel Loader	53, 379
	STEWART & STEVENSON - Engine Industrial	273, 273	W36D	CASE - Wheel Loader	379
	SUBARU - Compressor	674, 674	W36E	CASE - Wheel Loader	379
			WA100E-3	KOMATSU - Wheel Loader	206
			WA14	JOHN DEERE - Tractor	562
			WA17	JOHN DEERE - Tractor	562
			WA200	KOMATSU - Loader	206, 574
			WA300	KOMATSU - Loader	574

MODEL INDEX

Model	Make	Page	Model	Make	Page
WA320	KOMATSU - Loader	206, 575	1000 Travelift	CASE - Crane	40, 366
WA350	KOMATSU - Loader	575	10000	ALLIS CHALMERS - Power Unit	333
WA40	KOMATSU - Loader	206	1004-4	PERKINS - Engine Industrial	659
WA50	KOMATSU - Loader	206	1006-6	PERKINS - Engine Industrial	659
WA80E-3	KOMATSU - Wheel Loader	206	100C	FIAT-ALLIS - Grader	112, 452
Warrior 3	GALION - Roller	473		INTERNATIONAL - Loader	498, 498
WC-30	WHITE - Lift Truck	723	100E	INTERNATIONAL - Loader	498
	WHITE (RIO DIVISION) - Lift Truck	725, 725	101	AUSTIN WESTERN - Grader	338
WC-40	WHITE - Lift Truck	723	1010	LONG TRACTOR - Tractor	218, 599
	WHITE (RIO DIVISION) - Lift Truck	725, 725	1010D	JOHN DEERE - Forwarder	547
WC-50	WHITE - Lift Truck	723	1012-IND	GROVE MFG. - Crane	476
	WHITE (RIO DIVISION) - Lift Truck	725, 725	10-12T	AUSTIN WESTERN - Roller	339
WF03	NISSAN - Lift Truck	267, 657	10-14 Ton	GALION - Roller	473
WF05	NISSAN - Lift Truck	267, 657	10-14T	AUSTIN WESTERN - Roller	339
WGF03	NISSAN - Lift Truck	267, 657	101G	WABCO - Scraper	310, 716
White Wing	ELGIN SWEEPER - Sweeper	109, 110, 440	102 MH 11	VM (Stabilimenti Meccanici) - Engine Industrial	305
Wildcat 9130	STEIGER - Tractor	273, 673	1020	JOHN DEERE - Utility Tractor	196, 563
Workman 3300-D	TORO - Utility Vehicle	289	103	STEIGER - Tractor	670
Workman 4300-D	TORO - Utility Vehicle	289	103 MH 11	VM (Stabilimenti Meccanici) - Engine Industrial	305
WP6400	STONE - Roller	673, 674	1030	JOHN DEERE - Agricultural Tractor	144, 511
WP6400B	STONE - Roller	674	1030OU	JOHN DEERE - Agricultural Tractor	511
WZ 172	ABG (Allg Baumasch Gesellschaft) - Tractor	323	1030VU	JOHN DEERE - Agricultural Tractor	511
WZ 172S	ABG (Allg Baumasch Gesellschaft) - Tractor	323	103-10	PERKINS - Engine Industrial	659
X495	JOHN DEERE - Tractor - Lawn	195	103-12	PERKINS - Engine Industrial	660
X595 4WD	JOHN DEERE - Tractor - Lawn	195	103-13	PERKINS - Engine Industrial	660
X740	JOHN DEERE - Tractor - Lawn	195	103-15	PERKINS - Engine Industrial	660
X744	JOHN DEERE - Tractor - Lawn	195	1032	JOHN DEERE - Combine	163, 532
X748	JOHN DEERE - Tractor - Lawn	195	1035	JOHN DEERE - Agricultural Tractor	511
X748SE	JOHN DEERE - Tractor - Lawn	195	1035EF	JOHN DEERE - Agricultural Tractor	511
X749	JOHN DEERE - Tractor - Lawn	195	1035EV	JOHN DEERE - Agricultural Tractor	511
X880	DROTT MFG. - Crawlers	439	10.4 BTD	WESTERBEKE - Generator Set	312
XAMS355	ATLAS COPCO - Misc. Equipment	13, 337	1040	JOHN DEERE - Agricultural Tractor	144, 511
XAS175	ATLAS COPCO - Compressor	13	1040V	JOHN DEERE - Agricultural Tractor	511
XAS400	ATLAS COPCO - Compressor	13	104-19	PERKINS - Engine Industrial	660
XAS90	ATLAS COPCO - Compressor	13	1042	JOHN DEERE - Combine	163, 532
XC-5	INTERNATIONAL - Tractor	505	104-22	PERKINS - Engine Industrial	660
XDS	THERMO KING - Truck Unit	692	104A	GALION - Grader	472
XL-175	INTERNATIONAL - Tractor	505	104B	GALION - Grader	472
XPLOR 6200	VALTRA VALMET - Tractor	711	104D	GALION - Grader	472
Xplorer 6200	WILLMAR - Sprayer	317, 726	105	AUSTIN WESTERN - Crane	337
Xplorer 6400	WILLMAR - Sprayer	317, 726		JOHN DEERE - Combine	532, 532
Y100 Series	CLARK - Lift Truck	418	1050	JOHN DEERE - Utility Tractor	196
Y-112	TELEDYNE - CONTINENTAL - Engine Industrial	279, 680	1052	JOHN DEERE - Combine	163, 532
Y4	TELEDYNE - CONTINENTAL - Engine Industrial	680	1052 M 11	VM (Stabilimenti Meccanici) - Engine Industrial	305
Y-5M	YANMAR - Engine Industrial	320	1052 SU	VM (Stabilimenti Meccanici) - Engine Industrial	305
Y60 Series	CLARK - Lift Truck	418	105-2LP	SAME - Engine Industrial	667
YE03	NISSAN - Lift Truck	267, 658	1053 M 11	VM (Stabilimenti Meccanici) - Engine Industrial	305
YF03	NISSAN - Lift Truck	267, 658	1055	JOHN DEERE - Combine	163, 532
YGF03	NISSAN - Lift Truck	267, 658	1058	JOHN DEERE - Forwarder	178
YM4000	YANMAR - Tractor	321	106	STEIGER - Tractor	670
YM4500	YANMAR - Tractor	321	1065	JOHN DEERE - Agricultural Tractor	144, 511
YM5000	YANMAR - Tractor	321	1066D (F&I)	INTERNATIONAL - Agricultural Tractor	129
YM6000	YANMAR - Tractor	321, 729	1068	JOHN DEERE - Agricultural Tractor	144, 511
YM7000	YANMAR - Tractor	729		NEW HOLLAND - Baler	636, 636
Yumbo #30	DROTT MFG. - Crawlers	439	1069	NEW HOLLAND - Baler	636
Z108	HATZ - Engine Industrial	478	107	STEIGER - Tractor	670
Z24	TOYOTA - Engine Industrial	695	1070	CASE - Agricultural Tractor	27
Z580-D Z Master	TORO - Mower - Zero Turn	289	1070D Wheeled	JOHN DEERE - Harvester	549
Z593-D Z Master	TORO - Mower - Zero Turn	289	1072	JOHN DEERE - Combine	163, 532
Z595-D Z Master	TORO - Mower - Zero Turn	289	1074	BOBCAT - Wood Loader	21, 348
100	AUSTIN WESTERN - Grader	338		CLARK - Skid Steer Loader	93, 93, 418
	INGERSOLL RAND - Roller	128, 128	1075	BOBCAT - Wood Loader	21, 348
	WHITE - Tractor	315, 315, 723		CLARK - Skid Steer Loader	93, 93, 418
10.0 BTDA	WESTERBEKE - Generator Set	312		JOHN DEERE - Agricultural Tractor	144, 145, 511
1000	FORD - Tractor - Compact	470		NEW HOLLAND - Baler	636, 636
	J.C. BAMFORD - Loader	507, 507	108	STEIGER - Tractor	670
	NEW HOLLAND - Tractor - Compact	644, 644			
1000 McConell-Marc	AGCO STAR - Tractor	4			
1000 Pro	RAPTOR - Sprayer	270			

MODEL INDEX

Model	Make	Page	Model	Make	Page	
1080	BOBCAT - Wood Loader	22, 348	1169	JOHN DEERE - Combine	163, 533	
	CASE - Excavator	367, 367	1170	CASE - Agricultural Tractor	27	
	CLARK - Skid Steer Loader	93, 93, 419		JOHN DEERE - Combine	163, 163	
1080B	BOBCAT - Wood Loader	22, 349	1174	JOHN DEERE - Combine	163, 533	
	CASE - Excavator	367, 367	1175	CASE - Agricultural Tractor	27	
1080C	BOBCAT - Wood Loader	349	1177	JOHN DEERE - Combine	163, 533	
	CLARK - Skid Steer Loader	418, 419	118	GALION - Grader	472	
1085	JOHN DEERE - Agricultural Tractor	145, 511	1187	Logger	CASE - Feller Buncher	369
1085B	CASE - Excavator	41, 367	1187B	Logger	CASE - Feller Buncher	369
1085C	CASE - Excavator	41, 367	1187C	Feller Buncher	CASE - Feller Buncher	42
1086B	CASE - Excavator	41, 368	118A	GALION - Grader	472	
1086D	INTERNATIONAL - Agricultural Tractor	129	118B	GALION - Grader	472	
1088	CASE - Excavator	41, 368	118D	GALION - Grader	472	
108B Six	WESTERBEKE - Engine Industrial	719	118L	GALION - Grader	472	
108C Six	WESTERBEKE - Engine Industrial	719	118M	FUCHS - Excavator	125, 471	
1090	CASE - Agricultural Tractor	27	120	CATERPILLAR - Grader	61, 387	
10C	FIAT-ALLIS - Crawlers	111, 450		DAVID BROWN - Agricultural Tractor	102, 102, 431	
10CL	FIAT-ALLIS - Crawlers	450		GALION - Grader	472, 472	
10CTA	FIAT-ALLIS - Crawlers	450		JOHN DEERE - Tractor - Lawn	195, 195, 562	
110	AUSTIN WESTERN - Crane	337		WHITE - Tractor	315, 315, 723	
	CLARK - Scraper	418, 418	12.0 BTDC	WESTERBEKE - Generator Set	312	
	J.C. BAMFORD - Loader	507, 507	120 Ton	WABCO - Haulpack Truck	310, 716	
110 III	CLARK - Scraper	418	1200	DAVID BROWN - Agricultural Tractor	102, 431	
110 III H	CLARK - Scraper	418		FORD - Tractor - Compact	470, 470	
110 TLB	JOHN DEERE - Tractor Loader	195, 563		J.C. BAMFORD - Loader	507, 507	
11.0 TWG	WESTERBEKE - Generator	720		NEW HOLLAND - Tractor - Compact	644, 644	
1100	FORD - Tractor - Compact	470	1200 Pro	RAPTOR - Sprayer	270	
	NEW HOLLAND - Windrower	262, 262, 650	1200TK	CASE - Agricultural Tractor	361	
11000	ALLIS CHALMERS - Power Unit	11, 333	120B	CATERPILLAR - Grader	61	
110.16A	IVECO - Medium Duty	140, 506	120C	CASE - Crawlers	367	
1103D-33	PERKINS - Engine Industrial	660		DROTT MFG. - Crawlers	108, 108, 439	
1104D-44	PERKINS - Engine Industrial	660		JOHN DEERE - Excavator	173, 173, 542	
110B	J.C. BAMFORD - Loader	507	120D	CASE - Excavator	368	
110C	J.C. BAMFORD - Loader	507		JOHN DEERE - Excavator	173, 173, 542	
1110	FORD - Tractor - Compact	470	120G	CATERPILLAR - Grader	61, 62, 387	
	NEW HOLLAND - Tractor - Compact	644, 644	121	DAVID BROWN - Agricultural Tractor	102, 431	
1110D	JOHN DEERE - Forwarder	547	1210	DAVID BROWN - Agricultural Tractor	102, 432	
1112	NEW HOLLAND - Windrower	650	1212	DAVID BROWN - Agricultural Tractor	102, 432	
1114	NEW HOLLAND - Windrower	651	1213	BOBCAT - Wood Loader	22, 349	
1116	NEW HOLLAND - Windrower	262, 651		CLARK - Skid Steer Loader	418, 419	
1120	FORD - Tractor - Compact	470	12-14T	AUSTIN WESTERN - Roller	339	
	JOHN DEERE - Agricultural Tractor	144, 145, 511	1215	FORD - Tractor - Compact	470	
	NEW HOLLAND - Tractor - Compact	644, 644		NEW HOLLAND - Tractor - Compact	644, 644	
1124	NEW HOLLAND - Agricultural Tractor	245, 628	1220	FORD - Tractor - Compact	124, 470	
112F	CATERPILLAR - Grader	61, 387		NEW HOLLAND - Tractor - Compact	258, 258, 644	
1130	JOHN DEERE - Agricultural Tractor	145, 511	122W	EUCLID - Wagon	446	
1133	JOHN DEERE - Combine	163, 532	125	CLARK - Tractor Shovel	96, 423	
1140	JOHN DEERE - Agricultural Tractor	145, 511		JOHN DEERE - Skid Steer Loader	558, 558	
1140F	JOHN DEERE - Agricultural Tractor	512		WHITE - Tractor	315, 316, 723	
1140V	JOHN DEERE - Agricultural Tractor	512	12.5 BTDB	WESTERBEKE - Generator Set	312	
1144	JOHN DEERE - Combine	163, 532	125 III	CLARK - Tractor Shovel	423	
115 Vibratory Plow	VERMEER - Misc. Equipment	304	1250	J.C. BAMFORD - Loader	507	
1150	CASE - Windrower	379		JOHN DEERE - Utility Tractor	196, 196	
	VERSATILE - Tractor	712, 712	125A	CLARK - Tractor Shovel	423	
1150B	CASE - Tractor	47, 373	125B	CLARK - Tractor Shovel	96, 423	
1150C	CASE - Tractor	47, 373	125C	CLARK - Tractor Shovel	96, 423	
1150D	CASE - Tractor	47, 373		INTERNATIONAL - Loader	498, 498	
1150E	CASE - Tractor	47, 373	125E	INTERNATIONAL - Loader	498	
1150G	CASE - Tractor	47, 374	12.6 BTDC	WESTERBEKE - Generator Set	313	
1150H	CASE - Tractor	47	1264	REM - Misc. Equipment	664	
1155	JOHN DEERE - Combine	532	1264C	REM - Misc. Equipment	664	
1155D	CASE - Crawler Tractor	40, 367	1270	CASE - Agricultural Tractor	27	
1155E	CASE - Crawler Tractor	41, 367	1270D	Wheeled	JOHN DEERE - Harvester	549
1156	FORD - Agricultural Tractor	465	1280	CASE - Excavator	368	
	VERSATILE - Tractor	712, 712	1280B	CASE - Excavator	368	
1157	JOHN DEERE - Combine	532	1285	CASE - Excavator	368	
1158	JOHN DEERE - Combine	532	1286	CASE - Excavator	368	
115CL	POCLAIN - Excavator	269	1290	CASE - Agricultural Tractor	356	
115P	POCLAIN - Excavator	269	1294	CASE - Agricultural Tractor	27, 356	
1164	NEW HOLLAND - Agricultural Tractor	245, 628				
1166	JOHN DEERE - Combine	163, 532				

MODEL INDEX

Model	Make	Page	Model	Make	Page
129W	EUCLID - Wagon	446	1486D	INTERNATIONAL - Agricultural Tractor	129
12B	CLARK - Tractor Shovel	423	1490	CASE - Agricultural Tractor	27, 356
12E	CATERPILLAR - Grader	387	1490D	JOHN DEERE - Bundler	532
12F	CATERPILLAR - Grader	62, 387	1490D Wood	JOHN DEERE - Harvester	549
12G	CATERPILLAR - Grader	62, 387	1494	CASE - Agricultural Tractor	34, 361
	FIAT-ALLIS - Wheel Loader	114, 114, 454	1495	NEW HOLLAND - Mower	253
12G B	ALLIS CHALMERS - Loader - Backhoe	332	1496	NEW HOLLAND - Mower	254
12GB	FIAT-ALLIS - Crawlers	450	14C	FIAT-ALLIS - Crawlers	111, 112, 450
1300	FORD - Tractor - Compact	470	14CL	FIAT-ALLIS - Crawlers	450
	NEW HOLLAND - Tractor - Compact	644, 644	14CLGP	FIAT-ALLIS - Crawlers	451
1300C	SCAT TRAK - Skid Steer Loader	272	14CTA	FIAT-ALLIS - Crawlers	451
130.13A	IVECO - Medium Duty	140	14D	CATERPILLAR - Grader	387
130.16A	IVECO - Medium Duty	140	14E	CATERPILLAR - Grader	62, 387
130G	CATERPILLAR - Grader	62, 387	14G	CATERPILLAR - Grader	62, 387
1310	FORD - Tractor - Compact	470	14TDT	EUCLID - Tractor	443
	NEW HOLLAND - Tractor - Compact	644, 644	15 Compact	JOHN DEERE - Excavator	543
131W	EUCLID - Wagon	446	15 Whisper Watt	MQ - Generator	626
1320	FORD - Tractor - Compact	124, 470	150	DRESSER - Crane	438
	NEW HOLLAND - Tractor - Compact	258, 258, 644		INTERNATIONAL - Loader	498, 498
13-20 Ton	GALION - Roller	473		VERSATILE - Tractor	305, 305, 712
135	JOHN DEERE - Power Unit	556	15.0 BTDC	WESTERBEKE - Generator Set	313
	WAUKESHA - Engine Industrial	717, 717	1500	FORD - Tractor - Compact	124, 470
1350	JOHN DEERE - Agricultural Tractor	145, 512		NEW HOLLAND - Tractor - Compact	258, 258, 644
1370	CASE - Agricultural Tractor	27	1500 / 1500B	J.C. BAMFORD - Loader	141, 508
137W	EUCLID - Wagon	447	1500 Cruz Crane	CASE - Crane	40, 366
138W	EUCLID - Wagon	447	150A	DRESSER - Crane	438
1390	CASE - Agricultural Tractor	356	150C	FIAT-ALLIS - Grader	112, 452
1394	CASE - Agricultural Tractor	34, 361	1510	FORD - Tractor - Compact	470
	VALTRA VALMET - Tractor	303, 303		NEW HOLLAND - Tractor - Compact	644, 644
14	CATERPILLAR - Grader	62	152	JOHN DEERE - Power Unit	556
140	CATERPILLAR - Grader	62, 387	1520	FORD - Tractor - Compact	124, 471
	WHITE - Tractor	315, 316, 723		JOHN DEERE - Utility Tractor	196, 196, 563
140 (F&I)	INTERNATIONAL - Agricultural Tractor	129, 492		NEW HOLLAND - Tractor - Compact	258, 258, 644
1400	NEW HOLLAND - Combine	637	1530	FORD - Tractor - Compact	124, 471
1400 / 1400B	J.C. BAMFORD - Loader	141, 507		JOHN DEERE - Utility Tractor	196, 196, 563
140G	CATERPILLAR - Grader	62, 387		NEW HOLLAND - Tractor - Compact	258, 258, 644
140H	CATERPILLAR - Grader	62, 387	1550	CASE - Tractor	48, 374
140HC (F&I)	INTERNATIONAL - Agricultural Tractor	129, 492		JOHN DEERE - Agricultural Tractor	144, 145, 512
140M	DRESSER - Truck	108	1550 CWS	JOHN DEERE - Combine	163, 533
1410	CASE - Agricultural Tractor	356	1555	COCKSHUTT - Tractor	97, 426
	DAVID BROWN - Agricultural Tractor	431, 432		OLIVER - Tractor	267, 267, 658
1410D	JOHN DEERE - Forwarder	547		WHITE (Cockshutt) - Tractor	317, 317
1412	DAVID BROWN - Agricultural Tractor	432		WHITE (COCKSHUTT) - Tractor	724, 724
141W	EUCLID - Wagon	447		WHITE (Oliver) - Tractor	317, 317
1420	CASE - Combine	37		WHITE (OLIVER) - Tractor	725, 725
	INTERNATIONAL - Combine	134, 134, 496	1566D (F&I)	INTERNATIONAL - Agricultural Tractor	129
1426	NEW HOLLAND - Baler	251, 637	1568D (F&I)	INTERNATIONAL - Agricultural Tractor	129
1430D	INTERNATIONAL - Combine	134	1570	CASE - Agricultural Tractor	27
1440	CASE - Combine	37	1586D	INTERNATIONAL - Agricultural Tractor	129
	INTERNATIONAL - Combine	496, 496	1594	CASE - Agricultural Tractor	34, 361
1440D	INTERNATIONAL - Combine	134		VALTRA VALMET - Tractor	303, 303
1445F	JOHN DEERE - Agricultural Tractor	145, 512	15TDT	EUCLID - Tractor	443
144W	EUCLID - Wagon	447	15UPM	EUCLID - Loader	441
145	WHITE - Tractor	316, 723	16	CATERPILLAR - Grader	63
1450	CASE - Tractor	47, 374	160	VERSATILE - Tractor	305, 712
	JOHN DEERE - Utility Tractor	196, 196		WHITE - Tractor	723, 723
1450 CWS	JOHN DEERE - Combine	163, 533	16.0 BED	WESTERBEKE - Generator	720
1450B	CASE - Tractor	47, 374	16.0 BEDA	WESTERBEKE - Generator	720
1460	CASE - Combine	37	16.0 BEG	WESTERBEKE - Generator	720
	INTERNATIONAL - Combine	496, 496	16.0 BEGA	WESTERBEKE - Generator	720
1460D	INTERNATIONAL - Combine	134	16.0 SBEG	WESTERBEKE - Generator	720
1466D (F&I)	INTERNATIONAL - Agricultural Tractor	129	1600	BOBCAT - Loader	16, 343
1468D (F&I)	INTERNATIONAL - Agricultural Tractor	129		CLARK - Skid Steer Loader	418, 419
146W	EUCLID - Wagon	447		FORD - Tractor - Compact	470, 471
1470	CASE - Combine	37		JOHN DEERE - Mower - Wide Area	187, 187
	INTERNATIONAL - Combine	496, 496		NEW HOLLAND - Tractor - Compact	644, 644
1470D Wheeled	JOHN DEERE - Harvester	549	16000	ALLIS CHALMERS - Power Unit	333
1470TK	CASE - Agricultural Tractor	356	16000H	ALLIS CHALMERS - Power Unit	333
1480	CASE - Combine	37			
	INTERNATIONAL - Combine	134, 134, 496			

MODEL INDEX

Model	Make	Page	Model	Make	Page
1600B	J.C. BAMFORD - Loader	141, 508		NEW HOLLAND - Tractor - Compact	258, 258, 645
160B	GALION - Grader	472, 473			
160CK	POCLAIN - Excavator	269	1745F	JOHN DEERE - Agricultural Tractor	145, 512
160CL	POCLAIN - Excavator	269	175	INTERNATIONAL - Windrower	138
160CLC	JOHN DEERE - Excavator	173, 543		THOMAS EQUIPMENT - Skid Steer	286, 286, 692
160DLC	JOHN DEERE - Excavator	173, 543	175 III	CLARK - Tractor Shovel	423
160L	GALION - Grader	473	175 IV	CLARK - Tractor Shovel	423
160LC	JOHN DEERE - Excavator	173, 543	1750	JOHN DEERE - Agricultural Tractor	145, 512
1620	CASE - Agricultural Tractor	34	1750V	JOHN DEERE - Agricultural Tractor	512
	CASE - Combine	364, 364	175A	CLARK - Tractor Shovel	423
	FORD - Tractor - Compact	124, 124, 471	175B	CLARK - Tractor Shovel	96, 423
	JOHN DEERE - Commercial Mower	166, 166	175C	INTERNATIONAL - Loader	498
	NEW HOLLAND - Tractor - Compact	258, 258, 644	17UPM	EUCLID - Loader	441
1630	FORD - Tractor - Compact	124, 471	180	ALLIS CHALMERS - Agricultural Tractor	326
	JOHN DEERE - Agricultural Tractor	144, 145, 512		JOHN DEERE - Chainsaw	532, 532
	NEW HOLLAND - Tractor - Compact	258, 258, 645		WAUKESHA - Engine Industrial	717, 717
1630OU	JOHN DEERE - Agricultural Tractor	512	180 III	CLARK - Dozer	409
1630VU	JOHN DEERE - Agricultural Tractor	512	1800 Cruz Crane	CASE - Crane	40, 366
1635	JOHN DEERE - Agricultural Tractor	512	18.01	POCLAIN - Crane	662
1635EF	JOHN DEERE - Agricultural Tractor	512	180DCL	WAUKESHA - Engine Industrial	310, 717
1635EV	JOHN DEERE - Agricultural Tractor	512	180GKB	WAUKESHA - Engine Industrial	311
164	JOHN DEERE - Power Unit	188, 556	18.15	POCLAIN - Crane	662
1640	CASE - Combine	38, 364	1818	CASE - Uni-Loader	51
	JOHN DEERE - Agricultural Tractor	144, 145, 512	1822	CASE - Cotton Picker	39, 365
1640F	JOHN DEERE - Agricultural Tractor	512	1825B	CASE - Uni-Loader	51
1644	CASE - Combine	38, 364	1830	JOHN DEERE - Agricultural Tractor	145, 512
1650	JOHN DEERE - Utility Tractor	196	1835	CASE - Uni-Loader	51, 377
1655	COCKSHUTT - Tractor	97, 426	1835B	CASE - Uni-Loader	51, 377
	OLIVER - Tractor	267, 267, 658	1835C	CASE - Uni-Loader	51
	WHITE (Cockshutt) - Tractor	317, 317	1838	CASE - Uni-Loader	51, 377
	WHITE (COCKSHUTT) - Tractor	724, 724	1840	CASE - Uni-Loader	51, 377
	WHITE (Oliver) - Tractor	317, 317		JOHN DEERE - Agricultural Tractor	144, 145, 513
	WHITE (OLIVER) - Tractor	725, 725	1840F	JOHN DEERE - Agricultural Tractor	513
1660	CASE - Combine	38, 364	1844	CASE - Cotton Picker	39, 365
1666	CASE - Combine	38, 364	1845	CASE - Uni-Loader	377
1668	CASE - Combine	38, 364	1845B	CASE - Uni-Loader	51, 377
1670	CASE - Combine	38, 364	1845C	CASE - Uni-Loader	51, 377
	CATERPILLAR - Engine Industrial	382, 382	1845F	JOHN DEERE - Agricultural Tractor	145, 513
1673	CATERPILLAR - Engine Industrial	382	1845S	CASE - Uni-Loader	51, 377
1673C	CATERPILLAR - Engine Industrial	57, 382	185	ALLIS CHALMERS - Agricultural Tractor	327
1674	CATERPILLAR - Engine Industrial	57, 382		INGERSOLL RAND - Compressor	128, 128
1676	CATERPILLAR - Engine Industrial	383		SUBARU - Compressor	674, 674
1680	CASE - Combine	38, 364		WHITE - Tractor	723, 723
1682	CASE - Combine	38, 364	1850	COCKSHUTT - Tractor	426
1688	CASE - Combine	38, 364		JOHN DEERE - Agricultural Tractor	144, 145, 513
1690	CASE - Agricultural Tractor	27, 357		OLIVER - Tractor	658, 658
1693	CATERPILLAR - Engine Industrial	57		WHITE (COCKSHUTT) - Tractor	724, 724
16DD	FIAT-ALLIS - Tractor	452		WHITE (OLIVER) - Tractor	725, 725
16G	CATERPILLAR - Grader	63, 387	1850F	JOHN DEERE - Agricultural Tractor	513
16PS	FIAT-ALLIS - Tractor	453	1850V	JOHN DEERE - Agricultural Tractor	513
16UPM	EUCLID - Loader	441	185-65	J.C. BAMFORD - Loader	142, 508
170	WHITE - Tractor	316, 723	185DRE	GRIMMER SCHMIDT - Compressor	126, 476
170 Ton	WABCO - Haulpack Truck	310, 716	18.7 SBEG	WESTERBEKE - Generator	720
1700	FORD - Tractor - Compact	124, 471	188D	CASE - Power Unit	45, 372
	NEW HOLLAND - Tractor - Compact	258, 258, 645	1896	CASE - Agricultural Tractor	27, 357
1700 / 1700B	J.C. BAMFORD - Loader	142, 508	18BV	EUCLID - Loader	441
17000	ALLIS CHALMERS - Power Unit	333	190	ALLIS CHALMERS - Agricultural Tractor	327
170C	CASE - Excavator	41		DAVY COMPRESSORS - Compressor	432, 432
1710	FORD - Tractor - Compact	471	1900	FORD - Tractor - Compact	125
	NEW HOLLAND - Tractor - Compact	644, 645		NEW HOLLAND - Compact Tractor	638, 638
1710D	JOHN DEERE - Forwarder	547		NEW HOLLAND - Tractor - Compact	258, 258
1715	FORD - Tractor - Compact	124, 471	190E	JOHN DEERE - Excavator	173
	NEW HOLLAND - Tractor - Compact	258, 258, 645	1910	FORD - Tractor - Compact	125
1720	FORD - Tractor - Compact	125, 471		NEW HOLLAND - Tractor - Compact	258, 258
	NEW HOLLAND - Tractor - Compact	258, 258, 645	1915	NEW HOLLAND - Other Agricultural Equipment	640
1725	FORD - Tractor - Compact	125, 471	1920	FORD - Tractor - Compact	125, 471
				NEW HOLLAND - Tractor - Compact	258, 258, 645
			1925	FORD - Tractor - Compact	125, 471

MODEL INDEX

Model	Make	Page	Model	Make	Page
	NEW HOLLAND - Tractor - Compact.....	258, 258, 645	2066.....	JOHN DEERE - Combine.....	163, 533
195.....	WHITE - Tractor.....	316, 723	206LDT.....	EUCLID - Tractor.....	110
1950.....	JOHN DEERE - Agricultural Tractor.....	145, 513	207LDT.....	EUCLID - Tractor.....	110
1950F.....	JOHN DEERE - Agricultural Tractor.....	513	208LDT.....	EUCLID - Tractor.....	110
1950T.....	COCKSHUTT - Tractor.....	426	2090.....	CASE - Agricultural Tractor.....	27, 357
	OLIVER - Tractor.....	658, 658	2094.....	CASE - Agricultural Tractor.....	27, 357
	WHITE (COCKSHUTT) - Tractor.....	724, 724	2096.....	CASE - Agricultural Tractor.....	27, 357
	WHITE (OLIVER) - Tractor.....	725, 725	20A Nursery.....	JOHN DEERE - Tractor - Specialty.....	562
1955T.....	COCKSHUTT - Tractor.....	426	21.....	FIAT-ALLIS - Tractor.....	453
	OLIVER - Tractor.....	658, 658	210.....	AUSTIN WESTERN - Crane.....	337
	WHITE (COCKSHUTT) - Tractor.....	724, 724		INTERNATIONAL - Windrower.....	505, 505
	WHITE (OLIVER) - Tractor.....	725, 725	210 I.....	CLARK - Scraper.....	418
1GM.....	YANMAR - Engine Industrial.....	318	210 III.....	CLARK - Scraper.....	418
1GM10.....	YANMAR - Engine Industrial.....	318	210 III H.....	CLARK - Scraper.....	418
1GM10C.....	YANMAR - Engine Industrial.....	318	210 Series.....	J.C. BAMFORD - Loader.....	142
1GM10L.....	YANMAR - Engine Industrial.....	318	2100.....	FORD - Agricultural Tractor.....	115, 457
1GML.....	YANMAR - Engine Industrial.....	318		NEW HOLLAND - Agricultural Tractor.....	245, 245
1GMY.....	YANMAR - Engine Industrial.....	318		NEW HOLLAND - Other Agricultural Equipment.....	640, 640
1UD.....	EUCLID - Truck Unit.....	445	2100 Farm Tractor.....	NEW HOLLAND - Agricultural Tractor.....	633
2.....	J.C. BAMFORD - Loader.....	508	21000.....	ALLIS CHALMERS - Power Unit.....	11, 333
200.....	ALLIS CHALMERS - Agricultural Tractor.....	327	21000H.....	ALLIS CHALMERS - Power Unit.....	333
	AUSTIN WESTERN - Grader.....	338, 338	2100D.....	REM - Misc. Equipment.....	270, 664
	HY-DYNAMIC - Loader.....	482, 482	2105.....	VM (Stabilimenti Meccanici) - Engine Industrial.....	305
20.0 BED (50 Hertz).....	WESTERBEKE - Generator.....	720	2-105.....	WHITE - Tractor.....	316, 724
20.0 BED (60 Hertz).....	WESTERBEKE - Generator.....	720	2105 M 11.5.....	VM (Stabilimenti Meccanici) - Engine Industrial.....	305
20.0 BEDA.....	WESTERBEKE - Generator.....	720	210C.....	JOHN DEERE - Backhoe.....	162, 531
20.0 BEG (50 Hertz).....	WESTERBEKE - Generator.....	720	210D.....	PRENTICE - Loader.....	664
20.0 BEG (60 Hertz).....	WESTERBEKE - Generator.....	720	210LE.....	JOHN DEERE - Industrial Tractor.....	180, 549
20.0 BEGA (50 Hertz).....	WESTERBEKE - Generator.....	720	210LJ.....	JOHN DEERE - Loader.....	553
20.0 BEGA (60 Hertz).....	WESTERBEKE - Generator.....	720	210M.....	DRESSER - Truck.....	108
20.0 SBEG.....	WESTERBEKE - Generator.....	720	210S Tool Carrier.....	J.C. BAMFORD - Misc. Equipment.....	144
2000.....	BOBCAT - Loader.....	16, 343, 344	210SL Tool Carrier.....	J.C. BAMFORD - Misc. Equipment.....	144
	CLARK - Skid Steer Loader.....	93, 93, 419	2110.....	FORD - Agricultural Tractor.....	115, 457
	FORD - Agricultural Tractor.....	115, 115, 457		NEW HOLLAND - Agricultural Tractor.....	245, 245, 628
	NEW HOLLAND - Agricultural Tractor.....	245, 245, 628	2-110.....	WHITE - Tractor.....	316, 724
2000 Cruz Crane.....	CASE - Crane.....	40, 366	2115.....	NEW HOLLAND - Other Agricultural Equipment.....	640
2002.....	ATLAS - Excavator.....	13	2120.....	CASE - Agricultural Tractor.....	357
200C.....	FIAT-ALLIS - Grader.....	112, 452		FORD - Agricultural Tractor.....	115, 115, 458
200CLC.....	JOHN DEERE - Excavator.....	173, 543		JOHN DEERE - Agricultural Tractor.....	144, 145, 513
200D.....	JOHN DEERE - Excavator.....	173, 543		NEW HOLLAND - Agricultural Tractor.....	245, 245, 628
200DLC.....	JOHN DEERE - Excavator.....	173, 543	2130.....	CASE - Agricultural Tractor.....	357
200LC.....	JOHN DEERE - Excavator.....	173, 543		JOHN DEERE - Agricultural Tractor.....	511, 513
200LC Hitachi.....	JOHN DEERE - Forester.....	177	2135.....	JOHN DEERE - Agricultural Tractor.....	513
200RF2.....	DROTT MFG. - Crane.....	438	2-135.....	WHITE - Tractor.....	316, 724
201FD.....	EUCLID - Truck.....	110	214 Series.....	J.C. BAMFORD - Loader.....	142, 508
	EUCLID - Truck Unit.....	445, 445	2140.....	JOHN DEERE - Agricultural Tractor.....	145, 514
201LD.....	EUCLID - Truck.....	110	2144.....	CASE - Combine.....	38, 364
201LDT.....	EUCLID - Truck.....	110	215.....	CATERPILLAR - Excavator.....	59, 385
	EUCLID - Truck Unit.....	445, 445	215 Series.....	J.C. BAMFORD - Loader.....	142, 508
201TD.....	EUCLID - Truck.....	110	2150.....	JOHN DEERE - Agricultural Tractor.....	153, 522
	EUCLID - Truck Unit.....	445, 445	2-150.....	WHITE - Tractor.....	316
201XD.....	EUCLID - Truck.....	110	2154D.....	JOHN DEERE - Forestry Swing Machine.....	177, 547
202.....	JOHN DEERE - Power Unit.....	557	2155.....	CASE - Cotton Picker.....	39, 365
2020.....	JOHN DEERE - Utility Tractor.....	196, 563		JOHN DEERE - Utility Tractor.....	196, 196, 563
2022.....	CASE - Cotton Picker.....	39, 365	2-155.....	WHITE - Tractor.....	316, 724
2030.....	JOHN DEERE - Utility Tractor.....	196, 563	215B.....	CATERPILLAR - Excavator.....	59, 385
2030OU.....	JOHN DEERE - Agricultural Tractor.....	513	215C.....	CATERPILLAR - Excavator.....	59
2035.....	JOHN DEERE - Agricultural Tractor.....	513	216.....	CATERPILLAR - Skid Steer Loader.....	78, 400
2035EF.....	JOHN DEERE - Agricultural Tractor.....	513	2166.....	CASE - Combine.....	38, 365
203FD.....	EUCLID - Truck.....	110	216B.....	CATERPILLAR - Skid Steer.....	77
	EUCLID - Truck Unit.....	445, 445	217 Series.....	J.C. BAMFORD - Loader.....	142, 508
2040.....	JOHN DEERE - Utility Tractor.....	196, 563	2-180.....	WHITE - Tractor.....	724
2040F.....	JOHN DEERE - Agricultural Tractor.....	513	2188.....	CASE - Combine.....	38, 365
2040S.....	JOHN DEERE - Agricultural Tractor.....	513	219.....	CATERPILLAR - Excavator.....	59
2054.....	JOHN DEERE - Logger.....	187, 556		JOHN DEERE - Power Unit.....	556, 557
2055.....	CASE - Cotton Picker.....	39, 365			
2056.....	JOHN DEERE - Combine.....	163, 533			
2058.....	JOHN DEERE - Combine.....	163, 533			
2064.....	JOHN DEERE - Combine.....	163, 533			

MODEL INDEX

Model	Make	Page	Model	Make	Page
2190	CASE - Agricultural Tractor	361	2355	JOHN DEERE - Utility Tractor	196, 563
219D	CATERPILLAR - Excavator	59	235B	CATERPILLAR - Excavator	60, 385
220	ADAMS DIVISION - Motor Grader	323	235C	CATERPILLAR - Excavator	60, 385, 386
	AUSTIN WESTERN - Crane	337, 337	235D	CATERPILLAR - Excavator	60, 386
	BOBCAT - Excavator	15, 15	236	CATERPILLAR - Skid Steer Loader	78, 401
	CASE - Tractor - Lawn	376, 376	2360	JOHN DEERE - Windrower	566
2200	ALLIS CHALMERS - Power Unit	333		LONG TRACTOR - Tractor	599, 599
220CK	POCLAIN - Excavator	662	2360 DTC	LONG TRACTOR - Tractor	599
220CL	POCLAIN - Excavator	662	2366	CASE - Combine	38
222	WABCO - Scraper	310, 716	2377	CASE - Combine	38, 365
2240	JOHN DEERE - Utility Tractor	196, 563	2388	CASE - Combine	38, 365
225	BOBCAT - Excavator	16	2390	CASE - Agricultural Tractor	28, 357
	CATERPILLAR - Excavator	59, 59, 385	2394	CASE - Agricultural Tractor	28, 357
	INTERNATIONAL - Windrower	505, 505	23TDT	EUCLID - Tractor	443
	THOMAS EQUIPMENT - Skid Steer	692, 692	240	JOHN DEERE - Tractor - Lawn	195, 562
22.5 SBEG	WESTERBEKE - Generator	720	240 (F&I)	INTERNATIONAL - Agricultural Tractor	492
2250	JOHN DEERE - Windrower	200, 566	2400	BOBCAT - Loader	16, 344
2250F	JOHN DEERE - Agricultural Tractor	514	240A	TIMBERJACK - Skidder	693
2254	JOHN DEERE - Combine	163, 533	240DLC	JOHN DEERE - Excavator	174, 543
2255	JOHN DEERE - Agricultural Tractor	153, 522	2410	BOBCAT - Loader	16, 344
	OLIVER - Tractor	267, 267	242	CATERPILLAR - Skid Steer Loader	78
	WHITE (Cockshutt) - Tractor	317, 317	2420	JOHN DEERE - Windrower	566
	WHITE (Oliver) - Tractor	317, 317	242B	CATERPILLAR - Skid Steer	78
2256	JOHN DEERE - Combine	163, 533	2440	JOHN DEERE - Agricultural Tractor	146, 514
2258	JOHN DEERE - Combine	163, 533	244J	JOHN DEERE - Loader	183, 553
225B	CATERPILLAR - Excavator	59, 385	245	CATERPILLAR - Excavator	60, 386
225D	CATERPILLAR - Excavator	59, 385		THOMAS EQUIPMENT - Skid Steer	692, 692
226	CATERPILLAR - Skid Steer Loader	78, 400	2450	JOHN DEERE - Agricultural Tractor	146, 514
2264	JOHN DEERE - Combine	164, 533	2450F	JOHN DEERE - Agricultural Tractor	514
2266	JOHN DEERE - Combine	164, 533	2454D	JOHN DEERE - Forestry Swing Machine	177, 547
226B	CATERPILLAR - Skid Steer	77	245B	CATERPILLAR - Excavator	60, 386
227	CATERPILLAR - Excavator	59, 385	245D	CATERPILLAR - Excavator	60, 386
2270	JOHN DEERE - Windrower	566	246	CATERPILLAR - Skid Steer Loader	78, 401
228	CATERPILLAR - Skid Steer Loader	78	2460	LONG TRACTOR - Tractor	599
2280	JOHN DEERE - Windrower	566	2460 DTC	LONG TRACTOR - Tractor	599
229	WABCO - Scraper	310, 716	248	CATERPILLAR - Skid Steer Loader	78
2290	CASE - Agricultural Tractor	28, 357	24A	JOHN DEERE - Skid Steer Loader	558
2294	CASE - Agricultural Tractor	28, 357	25 Compact	JOHN DEERE - Excavator	543
229A	CATERPILLAR - Excavator	60, 385	250	JOHN DEERE - Skid Steer Loader	190, 558
229D	CATERPILLAR - Excavator	60, 385		SULLAIR - Generator Set	273, 273, 674
22RE	TOYOTA - Engine Industrial	695	25.0 BED (50 Hertz)	WESTERBEKE - Generator	720
22SH	EUCLID - Scraper	441	25.0 BED (60 Hertz)	WESTERBEKE - Generator	720
22TDT	EUCLID - Tractor	443	25.0 BEDA	WESTERBEKE - Generator	720
230	CASE - Agricultural Tractor	357	25.0 BEDB	WESTERBEKE - Generator	720
	STEINER - Lawn & Garden Tractor	273, 273	25.0 BEG	WESTERBEKE - Generator	720
2300	FORD - Agricultural Tractor	115, 458	25.0 BEGA	WESTERBEKE - Generator	720
	NEW HOLLAND - Agricultural Tractor	245, 245, 628	250 Hitachi	JOHN DEERE - Forester	177
230A	NEW HOLLAND - Utility Tractor	259, 646	250 Travellift	CASE - Crane	40, 366
230CLC	JOHN DEERE - Excavator	174, 543	25.0 WMF (50 Hertz)	WESTERBEKE - Generator	721
230LC	JOHN DEERE - Excavator	174, 543	2500	WHITE - Combine	313
230LCR	JOHN DEERE - Excavator	174, 543	2500 Cruz Crane	CASE - Crane	40, 366
231	BOBCAT - Excavator	16, 343	25000	ALLIS CHALMERS - Power Unit	11, 333
	FORD - Industrial Tractor	122, 122, 468	2500A	INTERNATIONAL - Agricultural Tractor	129
	NEW HOLLAND - Utility Tractor	259, 259, 260, 647	2500A-D	INTERNATIONAL - Agricultural Tractor	129, 492
2310	FORD - Agricultural Tractor	115, 458	2500B	INTERNATIONAL - Agricultural Tractor	129
	NEW HOLLAND - Agricultural Tractor	245, 245, 628	2500B-D	INTERNATIONAL - Agricultural Tractor	129, 492
232	CATERPILLAR - Skid Steer Loader	78, 401	2502	ATLAS - Excavator	13, 336
2320	JOHN DEERE - Agricultural Tractor	522	2502B	ATLAS - Excavator	13, 336
232B	CATERPILLAR - Skid Steer	77	250C	FORD - Industrial Tractor	122, 468
233	FORD - Industrial Tractor	122, 468		HY-DYNAMIC - Crane	482, 482
	NEW HOLLAND - Utility Tractor	259, 260, 647		INTERNATIONAL - Loader	498, 498
234	NEW HOLLAND - Utility Tractor	260, 647		NEW HOLLAND - Utility Tractor	259, 260, 647
2344	CASE - Combine	38	250D	JOHN DEERE - Articulated Dump Truck	161, 531
2345F	JOHN DEERE - Agricultural Tractor	145, 514	250E	DRESSER - Loader	438
235	CATERPILLAR - Excavator	60, 385	250RF2	DROTT MFG. - Crane	438
235 DT/S 2 RM	LAMBORGHINI-AGRICULTURAL - Agricultural Tractor	591	2510	JOHN DEERE - Agricultural Tractor	514
2350	JOHN DEERE - Agricultural Tractor	153, 522	252	CATERPILLAR - Skid Steer Loader	78, 401
			2520	JOHN DEERE - Agricultural Tractor	522
			2520 Utility Tractor	JOHN DEERE - Utility Tractor	563
			252FT	WABCO - Scraper	310, 716
			2535-IND	GROVE MFG. - Crane	476

MODEL INDEX

Model	Make	Page	Model	Make	Page
25+4	CASE - Trencher	50	280	CLARK - Dozer	88
2550	JOHN DEERE - Agricultural Tractor	153, 522		JOHN DEERE - Skid Steer Loader	190, 190, 558
2554	JOHN DEERE - Logger	187, 556	280 III	CLARK - Dozer	409
2555	CASE - Cotton Picker	39, 365	280 IIIA	CLARK - Dozer	89, 409
	JOHN DEERE - Agricultural Tractor	144, 146, 514	2800	ALLIS CHALMERS - Power Unit	333
256	VERSATILE - Tractor	305, 712	2800 Mark I	ALLIS CHALMERS - Power Unit	11, 333
2577	CASE - Combine	39, 365	2810	FORD - Agricultural Tractor	116, 458
257B	CATERPILLAR - Skid Steer	78		NEW HOLLAND - Agricultural Tractor	245, 245, 628
2588	CASE - Combine	39, 365	2840	JOHN DEERE - Agricultural Tractor	146, 514
259	WABCO - Scraper	310, 716	2-85	WHITE - Tractor	316, 724
2590	CASE - Agricultural Tractor	28, 357	2850	JOHN DEERE - Agricultural Tractor	146, 514
2594	CASE - Agricultural Tractor	28, 357	2855N	JOHN DEERE - Agricultural Tractor	146, 514
25LDT	EUCLID - Tractor	443	2-88	WHITE - Tractor	316, 724
25TDT	EUCLID - Tractor	443	28TDT	EUCLID - Tractor	443
260	ALLIS CHALMERS - Scraper	335	2900	ALLIS CHALMERS - Power Unit	333
	JOHN DEERE - Tractor - Lawn	195, 195, 562	2900 Mark II	ALLIS CHALMERS - Power Unit	12
	LONG TRACTOR - Tractor	218, 218, 599	2910	FORD - Agricultural Tractor	116, 458
2600	FORD - Agricultural Tractor	115, 458		NEW HOLLAND - Agricultural Tractor	245, 248, 633
	NEW HOLLAND - Agricultural Tractor	245, 245, 628	292 RA	VM (Stabilimenti Meccanici) - Engine Industrial	305
	WHITE - Combine	313, 313, 721	2920	MACDON - Windrower	219
260A	ALLIS CHALMERS - Scraper	335	2940	JOHN DEERE - Agricultural Tractor	146, 514
260B	ALLIS CHALMERS - Scraper	12, 335		PREMIER - Windrower	270, 270, 664
	FIAT-ALLIS - Tractor Scraper	113, 113, 453	295	INTERNATIONAL - Payscraper	502
260C	ALLIS CHALMERS - Scraper	335	2950	JOHN DEERE - Agricultural Tractor	153, 522
	FORD - Industrial Tractor	122, 122, 468		PREMIER - Windrower	270, 270, 664
260E	ALLIS CHALMERS - Scraper	335	2954D	JOHN DEERE - Forestry Swing Machine	177, 547
260EA	ALLIS CHALMERS - Scraper	335	2955	JOHN DEERE - Agricultural Tractor	146, 515
2610	FORD - Agricultural Tractor	116, 458	295B	INTERNATIONAL - Payscraper	502
	LONG TRACTOR - Tractor	599, 599	296C	FORD - Industrial Tractor	123, 468
	NEW HOLLAND - Agricultural Tractor	245, 245, 628	2.9L	JOHN DEERE - Engine Industrial	169
2618	TIMBERJACK - Feller Buncher	287, 693	29TD	EUCLID - Truck Unit	445
261B	ALLIS CHALMERS - Scraper	12, 335	2CX	J.C. BAMFORD - Loader	142, 508
	FIAT-ALLIS - Tractor Scraper	113, 113, 453	2FD-10	TOYOTA - Lift Truck	289, 695
262	CATERPILLAR - Skid Steer Loader	78	2FD-7	TOYOTA - Lift Truck	289
2628	TIMBERJACK - Feller Buncher	287, 693	2FD-9	TOYOTA - Lift Truck	289
2630	JOHN DEERE - Agricultural Tractor	146, 514	2FDC-10	TOYOTA - Lift Truck	695
	LONG TRACTOR - Tractor	599, 600	2FDC-20	TOYOTA - Lift Truck	695
2640	JOHN DEERE - Industrial Tractor	180, 550	2FDC-25	TOYOTA - Lift Truck	695
265 Offset	CASE - Agricultural Tractor	357	2FDC-30	TOYOTA - Lift Truck	695
2650	JOHN DEERE - Agricultural Tractor	146, 514	2FG-20	TOYOTA - Lift Truck	290, 695
2650F	JOHN DEERE - Agricultural Tractor	514	2FG-25	TOYOTA - Lift Truck	290, 695
2655	OLIVER - Tractor	267	2FG-28	TOYOTA - Lift Truck	695
	WHITE (Cockshutt) - Tractor	317, 317	2FG-30	TOYOTA - Lift Truck	290, 696
	WHITE (Oliver) - Tractor	317, 317	2FG-35	TOYOTA - Lift Truck	290
2670	CASE - Agricultural Tractor	28	2FG-40	TOYOTA - Lift Truck	290
270	INTERNATIONAL - Payscraper	501	2FG-7	TOYOTA - Lift Truck	290, 696
	JOHN DEERE - Skid Steer Loader	190, 190, 558	2FG-9	TOYOTA - Lift Truck	290, 696
	WHITE - Tractor	316, 724	2FGC-10	TOYOTA - Lift Truck	696
270CLC	JOHN DEERE - Excavator	174, 543	2FGC-15	TOYOTA - Lift Truck	696
270DLC	JOHN DEERE - Excavator	174, 543	2FGL-7	TOYOTA - Lift Truck	290, 696
270LC	JOHN DEERE - Excavator	174, 543	2FGL-9	TOYOTA - Lift Truck	290, 696
2720	JOHN DEERE - Utility Tractor	563	2GM	YANMAR - Engine Industrial	318
275	CASE - Agricultural Tractor	357	2GM20	YANMAR - Engine Industrial	318
	CLARK - Tractor Shovel	423, 423	2GMF	YANMAR - Engine Industrial	318
275 III	CLARK - Tractor Shovel	423	2GMFL	YANMAR - Engine Industrial	318
275 IV	CLARK - Tractor Shovel	96, 423	2GMFY(E)-E	YANMAR - Engine Industrial	319
2750	JOHN DEERE - Agricultural Tractor	153, 522	2GML	YANMAR - Engine Industrial	319
	TIMRICK - Misc. Equipment	287, 287	2GMYE-EC	YANMAR - Engine Industrial	319
2755	JOHN DEERE - Agricultural Tractor	146, 514	2GMZ	YANMAR - Engine Industrial	319
275A	CLARK - Tractor Shovel	424	2N	FORD - Agricultural Tractor	116, 458
275B	CLARK - Tractor Shovel	96, 424	2QM15	YANMAR - Engine Industrial	319
275D	INTERNATIONAL - Windrower	505	2SG-7	TOYOTA - Lift Truck	696
275K	CLARK - Tractor Shovel	96, 424	2T-55	INTERNATIONAL - Payscraper	502
276	FORD - Agricultural Tractor	116, 458	2T-70	INTERNATIONAL - Payscraper	502
	JOHN DEERE - Power Unit	188, 188	2T72HL	YANMAR - Engine Industrial	319, 727
	VERSATILE - Tractor	305, 305, 712	2T-75	INTERNATIONAL - Payscraper	502
27D	JOHN DEERE - Excavator	174	2T75LT	YANMAR - Engine Industrial	727
2.7L Diesel	TELEDYNE - CONTINENTAL - Engine Industrial	279	2T80	YANMAR - Engine Industrial	727

MODEL INDEX

Model	Make	Page	Model	Make	Page
2T80UJ.....	YANMAR - Engine Industrial	727		NEW HOLLAND - Agricultural Tractor.....	245, 245, 628
2T-95.....	INTERNATIONAL - Pyscraper	502			
2TD.....	YANMAR - Engine Industrial	319	310A.....	JOHN DEERE - Industrial Tractor	550
2TM.....	YANMAR - Engine Industrial	319	310B.....	JOHN DEERE - Industrial Tractor	550
2TN66E.....	YANMAR - Engine Industrial	727	310C.....	JOHN DEERE - Industrial Tractor	180, 550
3.....	J.C. BAMFORD - Loader	508	310D.....	JOHN DEERE - Industrial Tractor	180, 550
30.....	JOHN DEERE - Excavator	543	310E.....	JOHN DEERE - Backhoe	162
300.....	AUSTIN WESTERN - Grader.....	338	310E / 310SE	JOHN DEERE - Loader	183
	JOHN DEERE - Chainsaw	162, 162, 532	310G.....	CASE - Tractor.....	374
	RED D ARC - Welder	270, 270		JOHN DEERE - Backhoe	162, 162
300 / 475.....	GROVE MFG. - Crane.....	476	310J.....	JOHN DEERE - Backhoe	531
3000.....	FORD - Agricultural Tractor	116, 458	310SE.....	JOHN DEERE - Backhoe	162
	NEW HOLLAND - Agricultural Tractor.....	245, 245, 628	310SG.....	BELL - Loader - Backhoe	15, 342
				JOHN DEERE - Backhoe	162, 162
3005.....	JOHN DEERE - Utility Tractor	196	310SJ.....	JOHN DEERE - Backhoe	531
3009.....	JOHN DEERE - Engine Industrial	169	310SJ TMC.....	JOHN DEERE - Backhoe	531
300B.....	JOHN DEERE - Loader	553	3110.....	FORD - Agricultural Tractor	116, 458
300C.....	HY-DYNAMIC - Crane	482		JOHN DEERE - Agricultural Tractor	511, 515
300CK.....	POCLAIN - Excavator.....	662		NEW HOLLAND - Agricultural Tractor.....	245, 245, 628
300CL.....	POCLAIN - Excavator.....	662			
300D.....	JOHN DEERE - Backhoe.....	162, 531	3114.....	CATERPILLAR - Engine Industrial	383
300D Articulated Truck.....	JOHN DEERE - Articulated Truck	161, 531	3116.....	CATERPILLAR - Engine Industrial	383
300D Backhoe.....	JOHN DEERE - Backhoe.....	162, 531	3120.....	FORD - Agricultural Tractor	116, 458
301.....	AUSTIN WESTERN - Grader.....	14, 338		JOHN DEERE - Agricultural Tractor	144, 153, 522
	CLARK - Grader.....	89, 89		NEW HOLLAND - Agricultural Tractor.....	245, 245, 629
	JOHN DEERE - Industrial Tractor	180, 180, 550	3120 Utility Tractor.....	JOHN DEERE - Utility Tractor	564
3010.....	JOHN DEERE - Agricultural Tractor	515	313.....	JOHN DEERE - Skid Steer Loader	190, 558
3010S.....	NEW HOLLAND - Agricultural Tractor.....	628	3130.....	JOHN DEERE - Agricultural Tractor	146, 515
3011.....	JOHN DEERE - Engine Industrial	169, 539	3135.....	JOHN DEERE - Agricultural Tractor	515
3012.....	JOHN DEERE - Engine Industrial	169, 539	3140.....	JOHN DEERE - Agricultural Tractor	146, 515
3014.....	JOHN DEERE - Engine Industrial	169	315.....	JOHN DEERE - Skid Steer Loader	190, 558
3015.....	JOHN DEERE - Engine Industrial	169	3150.....	JOHN DEERE - Agricultural Tractor	146, 515
301.5 Mini Excavator.....	CATERPILLAR - Excavator	60		SCHAFFER - Loader.....	669, 669
301.6 Mini Excavator.....	CATERPILLAR - Excavator	60	3150 Patriot.....	CASE - Sprayer.....	46
301.8 Mini Excavator.....	CATERPILLAR - Excavator	61	3150S.....	SCHAFFER - Loader.....	669
301A.....	JOHN DEERE - Industrial Tractor	180, 550	3155.....	JOHN DEERE - Industrial Tractor	181, 550
301ND.....	EUCLID - Truck	110	315C.....	JOHN DEERE - Backhoe.....	162, 531
302.....	JOHN DEERE - Industrial Tractor	180, 550	315D.....	JOHN DEERE - Industrial Tractor	181, 550
3020.....	JOHN DEERE - Agricultural Tractor	146, 515	315SE.....	JOHN DEERE - Loader	183
3022.....	BOBCAT - Trencher	21, 348	315SG.....	BELL - Loader - Backhoe	15, 342
3023.....	BOBCAT - Trencher	21, 348		JOHN DEERE - Backhoe.....	162, 162
302.5 Mini Excavator.....	CATERPILLAR - Excavator	61	315SJ.....	JOHN DEERE - Backhoe.....	531
3029.....	JOHN DEERE - Engine Industrial	169	3164.....	JOHN DEERE - Power Unit.....	188, 557
302A.....	JOHN DEERE - Industrial Tractor	180, 550	3164D.....	JOHN DEERE - Engine Industrial	169, 539
302ND.....	EUCLID - Truck	110	317.....	JOHN DEERE - Tractor - Lawn	195, 562
303.....	JOHN DEERE - Power Unit.....	188, 557	3176.....	CATERPILLAR - Engine Industrial	383
3030.....	JOHN DEERE - Agricultural Tractor	146, 515	3176B.....	CATERPILLAR - Engine Industrial	57
3032E.....	JOHN DEERE - Utility Tractor	196, 563	3176C.....	CATERPILLAR - Engine Industrial	57
3038E.....	JOHN DEERE - Utility Tractor	196, 564	317B.....	CATERPILLAR - Excavator	61
303CR Mini Excavator.....	CATERPILLAR - Excavator	61	318.....	JOHN DEERE - Tractor - Lawn	562
303G.....	GALION - Grader.....	473	3185 Patriot.....	CASE - Sprayer.....	46
3040.....	JOHN DEERE - Agricultural Tractor	146, 515	318B.....	CATERPILLAR - Excavator	61
304CR Mini Excavator.....	CATERPILLAR - Excavator	61	318C.....	CATERPILLAR - Excavator	61
304J.....	JOHN DEERE - Loader	183, 553	3190.....	FORD - Agricultural Tractor	116, 459
305.....	CRUSADER - Boat	100		NEW HOLLAND - Agricultural Tractor.....	245, 246, 629
3050.....	JOHN DEERE - Agricultural Tractor	146, 515	3196.....	CATERPILLAR - Engine Industrial	57
3054 Perkins.....	CATERPILLAR - Engine Industrial	57, 383	31LOT.....	EUCLID - Tractor.....	444
3055.....	JOHN DEERE - Industrial Tractor	180, 550	31TDT.....	EUCLID - Tractor.....	444
3088.....	INTERNATIONAL - Agricultural Tractor.....	129	320.....	CATERPILLAR - Excavator	386
3.0GLM.....	VOLVO PENTA - Engine Industrial.....	714		JOHN DEERE - Lawn & Garden Tractor	182, 182, 552
3.0GLP.....	VOLVO PENTA - Engine Industrial.....	714	32.0 BED.....	WESTERBEKE - Generator.....	721
3.0GSM.....	VOLVO PENTA - Engine Industrial.....	714	32.0 BEDA.....	WESTERBEKE - Generator.....	721
30LOT.....	EUCLID - Tractor	443	32.0 BEDB.....	WESTERBEKE - Generator.....	721
310.....	CLARK - Scraper.....	418	32.0 WMF.....	WESTERBEKE - Generator.....	721
	JOHN DEERE - Industrial Tractor	549, 550	32.0 WTA.....	WESTERBEKE - Generator.....	721
	LONG TRACTOR - Tractor.....	218, 218, 600	3200.....	JOHN DEERE - Agricultural Tractor	515
310 III.....	CLARK - Scraper.....	418	3200 Telescopic.....	JOHN DEERE - Handler	179
310 III H.....	CLARK - Scraper.....	418	3204.....	CATERPILLAR - Engine Industrial	383
3100.....	FORD - Agricultural Tractor	116, 458			
	JOHN DEERE - Agricultural Tractor	511, 515			

MODEL INDEX

Model	Make	Page	Model	Make	Page
3208	CATERPILLAR - Engine Industrial	57, 383	333	FORD - Industrial Tractor	123, 468
320B	CATERPILLAR - Excavator	61, 386		NEW HOLLAND - Utility Tractor	259, 260, 647
320C	CATERPILLAR - Loader	71		WABCO - Scraper	310, 310, 716
321	INTERNATIONAL - Loader	137, 498	3330	FORD - Agricultural Tractor	116, 459
3210	JOHN DEERE - Agricultural Tractor	515		NEW HOLLAND - Agricultural Tractor	245, 246, 629
3215 Telescopic	JOHN DEERE - Handler	179	3330 Cruz Crane	CASE - Crane	40, 366
3215B	JOHN DEERE - Commercial Mower	166	334	NEW HOLLAND - Utility Tractor	260, 647
322 L	CATERPILLAR - Excavator	61, 386	3340	JOHN DEERE - Agricultural Tractor	147, 515, 516
3220	CASE - Agricultural Tractor	28, 357	334C	BOBCAT - Excavator	343
3220 Telescopic	JOHN DEERE - Handler	179	334D	BOBCAT - Excavator	343
3225B	JOHN DEERE - Mower - Fairway	187	335	CASE - Agricultural Tractor	357
3225C	JOHN DEERE - Commercial Mower	166		FORD - Industrial Tractor	122, 123, 468
3230	CASE - Agricultural Tractor	28, 357		NEW HOLLAND - Utility Tractor	259, 260, 647
	FORD - Agricultural Tractor	115, 116, 459		STEIGER - Tractor	670, 670
	NEW HOLLAND - Agricultural Tractor	245, 246, 629	335 Log Loader	JOHN DEERE - Loader	183, 553
3235	JOHN DEERE - Commercial Mower	166	3350	JOHN DEERE - Agricultural Tractor	147, 516
3235B	JOHN DEERE - Commercial Mower	166	335B	CASE - Agricultural Tractor	357
3235C	JOHN DEERE - Commercial Mower	166	335C Log Loader	JOHN DEERE - Loader	183, 553
3245C	JOHN DEERE - Mower - Fairway	187	3365	JOHN DEERE - Commercial Mower	166
324H	JOHN DEERE - Loader	183, 553	336D	CASE - Power Unit	45
325 L	CATERPILLAR - Excavator	386	337C	BOBCAT - Excavator	16, 343
325 Skid Steer Loader	JOHN DEERE - Skid Steer Loader	190, 558	337D	BOBCAT - Excavator	16, 343
3255	JOHN DEERE - Industrial Tractor	181, 550	3388	INTERNATIONAL - Agricultural Tractor	130
325C	BOBCAT - Excavator	16, 343	339	WABCO - Scraper	310, 716
325D	BOBCAT - Excavator	16, 343	3394	CASE - Agricultural Tractor	28, 358
	TORO - Misc. Equipment	693, 693	33LDT	EUCLID - Tractor	444
325J	JOHN DEERE - Backhoe	531	340	CASE - Agricultural Tractor	358
325M	DRESSER - Truck	108		FORD - Industrial Tractor	122, 123, 468
328	JOHN DEERE - Skid Steer Loader	190, 559		INTERNATIONAL - Payhauler	499, 499
3288	INTERNATIONAL - Agricultural Tractor	130		LONG TRACTOR - Tractor	218, 218, 600
328C	BOBCAT - Excavator	343		NEW HOLLAND - Utility Tractor	259, 260, 647
328D	BOBCAT - Excavator	343	3400	FORD - Agricultural Tractor	116, 459
329	JOHN DEERE - Power Unit	188, 557		JOHN DEERE - Agricultural Tractor	511, 516
3294	CASE - Agricultural Tractor	28, 357		NEW HOLLAND - Agricultural Tractor	245, 246, 629
33 SH	EUCLID - Scraper	441	3400 / 3400 Mark II	ALLIS CHALMERS - Power Unit	333
330	INTERNATIONAL - Payhauler	499	3400 Telescopic	JOHN DEERE - Handler	179
	STEIGER - Tractor	670, 670	3406	CATERPILLAR - Engine Industrial	58, 383
330 III H	CLARK - Scraper	418	3408	CATERPILLAR - Engine Industrial	58, 383
3300	FORD - Agricultural Tractor	116, 459	340A	FORD - Industrial Tractor	123, 468
	JOHN DEERE - Chainsaw	532, 532	340B	CASE - Agricultural Tractor	358
	NEW HOLLAND - Agricultural Tractor	245, 246, 629		FORD - Industrial Tractor	122, 123, 468
3300 Cruz Crane	CASE - Crane	40, 366	340D	JOHN DEERE - Skidder	190
3304	CATERPILLAR - Engine Industrial	57, 383	341	BOBCAT - Excavator	343
33-05	TEREX - Hauler	280, 682		JOHN DEERE - Power Unit	556, 557
3306	CATERPILLAR - Engine Industrial	57, 383	3410	JOHN DEERE - Agricultural Tractor	516
3307	HAMM - Roller	477	3412	CATERPILLAR - Engine Industrial	58, 383, 384
33-07	TEREX - Hauler	280, 682	3415	FORD - Tractor - Compact	125, 471
3307P	HAMM - Roller	478		NEW HOLLAND - Tractor - Compact	258, 258, 645
33-09	TEREX - Hauler	280	3415 Telescopic	JOHN DEERE - Handler	179
330B Log Loader	JOHN DEERE - Loader	183, 553	341C	BOBCAT - Excavator	343
330-H	CONSTRUCTION EQUIPMENT CO. - Grader	98, 427	341D	BOBCAT - Excavator	343
	LE TOURNEAU-WESTINGHOUSE - Grader	594, 594	3420 Telescopic	JOHN DEERE - Handler	179
330LC	JOHN DEERE - Excavator	174, 543	3430	FORD - Agricultural Tractor	116, 459
330LCR	JOHN DEERE - Excavator	174, 543		JOHN DEERE - Windrower	200, 200, 566
331	BOBCAT - Excavator	16, 343		NEW HOLLAND - Agricultural Tractor	245, 246, 629
3310	FORD - Agricultural Tractor	116, 459	3440	AGCO SPRA COUPE - Sprayer	3
	JOHN DEERE - Agricultural Tractor	511, 515		MELROE SPRA COUPE - Sprayer	231, 231, 613
	NEW HOLLAND - Agricultural Tractor	245, 246, 629		SPRA-COUPE - Sprayer	669, 669
33-11	TEREX - Hauler	280	344E	JOHN DEERE - Loader	183, 184
33-15	TEREX - Hauler	280	344G	JOHN DEERE - Loader	184
33-19	TEREX - Hauler	281, 682	344H	JOHN DEERE - Loader	184, 553
331C	BOBCAT - Excavator	16, 343	344J	JOHN DEERE - Loader	184, 553
331E	BOBCAT - Excavator	16, 343	345	LAMBORGHINI-AGRICULTURAL - Agricultural Tractor	591
331EC	BOBCAT - Excavator	16, 343	345C	FORD - Industrial Tractor	123, 469
3320	JOHN DEERE - Agricultural Tractor	154, 522		NEW HOLLAND - Utility Tractor	259, 260, 647
3325	JOHN DEERE - Agricultural Tractor	146, 515	345D	FORD - Industrial Tractor	123, 469

MODEL INDEX

Model	Make	Page	Model	Make	Page
345F	NEW HOLLAND - Utility Tractor	259, 260, 647	371	CLARK - Skid Steer Loader	93, 419
	LAMBORGHINI-AGRICULTURAL - Agricultural Tractor	591	3720	JOHN DEERE - Agricultural Tractor	154, 522
3488	INTERNATIONAL - Agricultural Tractor	130	375	INGERSOLL RAND - Compressor	128
34LDT	EUCLID - Tractor	444	3754D	JOHN DEERE - Forestry Swing Machine	177, 547
35	CLARK - Tractor Shovel	424	375D	INTERNATIONAL - Windrower	505
35 Challenger	CATERPILLAR - Agricultural Tractor	54, 380	375DRA	GRIMMER SCHMIDT - Compressor	126
35 Ton	WABCO - Haulpack Truck	310, 716	375L	CATERPILLAR - Excavator	386
350	CASE - Agricultural Tractor	358	375LME	CATERPILLAR - Excavator	386
	CRUSADER - Boat	100, 100	375MH	CATERPILLAR - Excavator	386
	INTERNATIONAL - Payhauler	499, 499	3788	INTERNATIONAL - Agricultural Tractor	130
	LONG TRACTOR - Tractor	218, 218, 600	37LDT	EUCLID - Tractor	444
	TIMBERJACK - Skidder	287, 287, 693	38 SH	EUCLID - Scraper	441
350 Hitachi	JOHN DEERE - Forester	177	380	CLARK - Dozer	89, 409
3500	FORD - Agricultural Tractor	116, 459	380 III	CLARK - Dozer	89, 409
	NEW HOLLAND - Agricultural Tractor	245, 246, 629	380 IIIA	CLARK - Dozer	89, 409
3500 / 3500 Mark II	ALLIS CHALMERS - Power Unit	333	3800	DAVID BROWN - Agricultural Tractor	102
3508	CATERPILLAR - Engine Industrial	58, 384	3800 Telescopic	JOHN DEERE - Handler	179
350B	CASE - Tractor	48, 374	380-2 III	CLARK - Dozer	409
	INTERNATIONAL - Pyscraper	501, 502	380B	CASE - Loader	43, 370
350C	CASE - Tractor	374	380C	TIMBERJACK - Skidder	287
	HY-DYNAMIC - Crane	482, 482	380C III	CLARK - Dozer	89
	JOHN DEERE - Industrial Tractor	549, 550	380CK	CASE - Wheel Tractor	53, 379
350D	JOHN DEERE - Crawlers	538	3830	JOHN DEERE - Windrower	200, 566
350D Series II	JOHN DEERE - Articulated Truck	161		NEW HOLLAND - Agricultural Tractor	628, 630
350DLC	JOHN DEERE - Excavator	174, 543	385	CASE - Agricultural Tractor	34, 361
3512	CATERPILLAR - Engine Industrial	58, 384	385G	DAVID BROWN - Agricultural Tractor	103
3516	CATERPILLAR - Engine Industrial	58, 384	385M	DRESSER - Truck	108
3520	JOHN DEERE - Agricultural Tractor	154, 522	38LOT	EUCLID - Tractor	444
353FT	WABCO - Scraper	310, 717	3900	FORD - Agricultural Tractor	117, 459
354	INTERNATIONAL - Tractor - Compact	138, 505		NEW HOLLAND - Agricultural Tractor	245, 246, 630
355	JOHN DEERE - Industrial Tractor	550	3910	FORD - Agricultural Tractor	117, 459
3550	FORD - Agricultural Tractor	116, 459		NEW HOLLAND - Agricultural Tractor	245, 246, 630
	NEW HOLLAND - Agricultural Tractor	245, 246, 629	392 RA	VM (Stabilimenti Meccanici) - Engine Industrial	306
3554	JOHN DEERE - Logger	187, 556	3930	FORD - Agricultural Tractor	117, 460
355D	JOHN DEERE - Lawn & Garden Tractor	552		JOHN DEERE - Windrower	200, 200, 566
3588	INTERNATIONAL - Agricultural Tractor	130		NEW HOLLAND - Agricultural Tractor	245, 246, 630
3594	CASE - Agricultural Tractor	28, 358	3944 Yumbo	INTERNATIONAL - Backhoe	495
35AWS	CLARK - Tractor Shovel	424	3945 Yumbo	INTERNATIONAL - Backhoe	495
35C	CLARK - Tractor Shovel	96, 424	395	CASE - Agricultural Tractor	34, 361
	DROTT MFG. - Crawlers	108, 108, 439	3960 Yumbo	INTERNATIONAL - Backhoe	495
35D	CASE - Excavator	368	3961 Yumbo	INTERNATIONAL - Backhoe	495
	JOHN DEERE - Excavator	173, 174, 543	3964 Yumbo	INTERNATIONAL - Backhoe	495, 496
360	CASE - Trencher	50, 376	3965 Yumbo	INTERNATIONAL - Backhoe	496
	LONG TRACTOR - Tractor	218, 219, 600	3980 Yumbo	INTERNATIONAL - Backhoe	496
3600	FORD - Agricultural Tractor	117, 459	39LOT	EUCLID - Tractor	444
	NEW HOLLAND - Agricultural Tractor	245, 246, 629		TEREX - Tractor	685, 685
360D	JOHN DEERE - Skidder	190, 559	3AF1-BL	ISEKI - Engine Industrial	139
3610	FORD - Agricultural Tractor	117, 459	3C	J.C. BAMFORD - Loader	508
	NEW HOLLAND - Agricultural Tractor	245, 246, 629	3C1400	J.C. BAMFORD - Loader	142, 508
362	JOHN DEERE - Power Unit	557	3C1550	J.C. BAMFORD - Loader	142, 508
3630	MELROE SPRA COUPE - Sprayer	231	3CX Sitemaster	J.C. BAMFORD - Loader	142, 508
3640	AGCO SPRA COUPE - Sprayer	4, 324	3D1700	J.C. BAMFORD - Loader	142, 508
	JOHN DEERE - Agricultural Tractor	144, 147, 516	3D84-1C	YANMAR - Engine Industrial	727
	MELROE SPRA COUPE - Sprayer	231, 231, 613	3DS	J.C. BAMFORD - Loader	508
	SPRA-COUBE - Sprayer	669, 669	3FD-10	TOYOTA - Lift Truck	290, 696
365	VALTRA VALMET - Tractor	303	3FD-14	TOYOTA - Lift Truck	290, 696
3650	JOHN DEERE - Agricultural Tractor	147, 516	3FD-15	TOYOTA - Lift Truck	290, 696
365S	VALTRA VALMET - Tractor	303	3FD-18	TOYOTA - Lift Truck	290, 696
3688	INTERNATIONAL - Agricultural Tractor	130	3FD-20	TOYOTA - Lift Truck	696
36A	FARYMAN - Engine Industrial	111	3FD-25	TOYOTA - Lift Truck	696
36-IND	GROVE MFG. - Crane	476	3FD-33	TOYOTA - Lift Truck	696
36LDT	EUCLID - Tractor	444	3FD-35	TOYOTA - Lift Truck	696
37 SH	EUCLID - Scraper	441	3FD-40	TOYOTA - Lift Truck	696
370	JOHN DEERE - Excavator	174, 544	3FD-50	TOYOTA - Lift Truck	696
370C	JOHN DEERE - Excavator	174, 544	3FD-60	TOYOTA - Lift Truck	696
370C LC	JOHN DEERE - Excavator	174, 544	3FDE-35	TOYOTA - Lift Truck	696
			3FDL-10	TOYOTA - Lift Truck	290

MODEL INDEX

Model	Make	Page	Model	Make	Page
3FDL-14.....	TOYOTA - Lift Truck.....	290	403.....	INTERNATIONAL - Combine.....	496
3FDL-15.....	TOYOTA - Lift Truck.....	290	4030.....	JOHN DEERE - Agricultural Tractor.....	147, 516
3FDL-18.....	TOYOTA - Lift Truck.....	290		NEW HOLLAND - Agricultural Tractor.....	628, 630
3FDL-20.....	TOYOTA - Lift Truck.....	290	4031.....	NEW HOLLAND - Agricultural Tractor.....	630
3FDL-25.....	TOYOTA - Lift Truck.....	290	4039.....	JOHN DEERE - Engine Industrial.....	169, 539
3FG-10.....	TOYOTA - Lift Truck.....	696, 697	4039DFM.....	JOHN DEERE - Engine Industrial.....	170, 539
3FG-15.....	TOYOTA - Lift Truck.....	697	404.....	JOHN DEERE - Power Unit.....	188, 557
3FG-20.....	TOYOTA - Lift Truck.....	290, 291, 697	4040.....	JOHN DEERE - Agricultural Tractor.....	147, 516
3FG-23.....	TOYOTA - Lift Truck.....	291, 697		NEW HOLLAND - Agricultural Tractor.....	628, 630
3FG-25.....	TOYOTA - Lift Truck.....	291, 697	4045.....	JOHN DEERE - Engine Industrial.....	170, 540
3FG-33.....	TOYOTA - Lift Truck.....	697	4045DFM50.....	JOHN DEERE - Engine Industrial.....	170, 540
3FG-35.....	TOYOTA - Lift Truck.....	697	4045DFM70.....	JOHN DEERE - Engine Industrial.....	170, 540
3FG-40.....	TOYOTA - Lift Truck.....	697	4045TFM.....	JOHN DEERE - Engine Industrial.....	170, 540
3FG-45.....	TOYOTA - Lift Truck.....	697	4045TFM50.....	JOHN DEERE - Engine Industrial.....	170, 171, 540
3FG-50.....	TOYOTA - Lift Truck.....	291, 697	4045TFM75.....	JOHN DEERE - Engine Industrial.....	171, 540
3FG-60.....	TOYOTA - Lift Truck.....	291, 697	4050.....	JOHN DEERE - Agricultural Tractor.....	154, 522
3FGC-10.....	TOYOTA - Lift Truck.....	291, 697	4055.....	JOHN DEERE - Agricultural Tractor.....	154, 522
3FGC-13.....	TOYOTA - Lift Truck.....	291, 697	406.....	J.C. BAMFORD - Loader.....	142, 508
3FGC-15.....	TOYOTA - Lift Truck.....	291, 697	407.....	J.C. BAMFORD - Loader.....	142, 508
3FGC-20.....	TOYOTA - Lift Truck.....	698	408.....	J.C. BAMFORD - Loader.....	142, 509
3FGC-25.....	TOYOTA - Lift Truck.....	698	409.....	J.C. BAMFORD - Loader.....	142, 509
3FGC-30.....	TOYOTA - Lift Truck.....	291, 698	40C.....	DROTT MFG. - Crawlers.....	109, 439
3FGL-20.....	TOYOTA - Lift Truck.....	291, 698	40D.....	CASE - Excavator.....	368
3FGL-23.....	TOYOTA - Lift Truck.....	291, 698	40LC.....	CASE - Woodland.....	54, 380
3FGL-25.....	TOYOTA - Lift Truck.....	291, 698	40LOT.....	EUCLID - Tractor.....	444
3GM.....	YANMAR - Engine Industrial.....	319	40R.....	CASE - Woodland.....	380
3GMD.....	YANMAR - Engine Industrial.....	319	40XT.....	CASE - Skid Steer Loader.....	45, 373
3GMF.....	YANMAR - Engine Industrial.....	319	410.....	AUSTIN WESTERN - Crane.....	337
3GMFY-E.....	YANMAR - Engine Industrial.....	319		CASE - Skid Steer Loader.....	373, 373
3GMLE.....	YANMAR - Engine Industrial.....	319		CLARK - Scraper.....	418, 418
3HM.....	YANMAR - Engine Industrial.....	319		J.C. BAMFORD - Loader.....	141, 142, 509
3HMF.....	YANMAR - Engine Industrial.....	319		JOHN DEERE - Agricultural Tractor.....	511, 522
3JH2.....	YANMAR - Engine Industrial.....	319	4100.....	AUSTIN WESTERN - Crane.....	337
3JH3.....	YANMAR - Engine Industrial.....	319		FORD - Agricultural Tractor.....	115, 117, 460
3JH3Z.....	YANMAR - Engine Industrial.....	319		JOHN DEERE - Agricultural Tractor.....	511, 523
3LLD.....	EUCLID - Truck Unit.....	445		NEW HOLLAND - Agricultural Tractor.....	245, 246, 630
3SG-10.....	TOYOTA - Lift Truck.....	698	4105.....	JOHN DEERE - Utility Tractor.....	197, 564
3SG-12.....	TOYOTA - Lift Truck.....	698	4-108.....	PERKINS - Engine Industrial.....	660
3T95.....	YANMAR - Engine Industrial.....	727	410B.....	JOHN DEERE - Industrial Tractor.....	181, 551
3TD.....	YANMAR - Engine Industrial.....	319	410C.....	JOHN DEERE - Industrial Tractor.....	181, 551
3TM.....	YANMAR - Engine Industrial.....	319	410D.....	JOHN DEERE - Industrial Tractor.....	181, 551
3TN78L.....	YANMAR - Engine Industrial.....	727	410E.....	JOHN DEERE - Backhoe.....	162
3TNA72.....	YANMAR - Engine Industrial.....	727	410G.....	JOHN DEERE - Backhoe.....	162
3TNE84.....	YANMAR - Engine Industrial.....	319	410J.....	JOHN DEERE - Backhoe.....	531
3TNE88.....	YANMAR - Engine Industrial.....	320	410J TMC.....	JOHN DEERE - Backhoe.....	531
3UOT.....	EUCLID - Tractor.....	444	411.....	J.C. BAMFORD - Loader.....	142, 509
4.....	FIAT-ALLIS - Crawlers.....	451		JCB - Loader.....	144, 144
4" Diameter Models.....	GODWIN - Pump.....	126	4110.....	FORD - Agricultural Tractor.....	117, 460
400.....	AUSTIN WESTERN - Grader.....	338		JOHN DEERE - Agricultural Tractor.....	144, 154, 523
	FUCHS - Excavator.....	471, 471		NEW HOLLAND - Agricultural Tractor.....	245, 247, 630
	JOHN DEERE - Snowmobile.....	561, 561	412.....	INTERNATIONAL - Pyscraper.....	502
4000.....	CASE - Windrower.....	53, 379		J.C. BAMFORD - Loader.....	141, 142, 143, 509
	FORD - Agricultural Tractor.....	115, 117, 460	4120.....	JOHN DEERE - Agricultural Tractor.....	154, 523
	JOHN DEERE - Agricultural Tractor.....	511, 516	4125.....	AUSTIN WESTERN - Crane.....	337
	NEW HOLLAND - Agricultural Tractor.....	245, 246, 630	412B.....	INTERNATIONAL - Pyscraper.....	502
4000 Super.....	TRACKMOBILE - Railcar Mover.....	711	413.....	J.C. BAMFORD - Loader.....	509
4005.....	JOHN DEERE - Utility Tractor.....	196, 564	4130.....	NEW HOLLAND - Agricultural Tractor.....	247, 630
400A.....	JOHN DEERE - Skidder.....	559	4131.....	NEW HOLLAND - Agricultural Tractor.....	630
400B.....	JOHN DEERE - Skidder.....	559	414.....	JOHN DEERE - Power Unit.....	188
400D Series II.....	JOHN DEERE - Articulated Truck.....	161	4140.....	FORD - Agricultural Tractor.....	117, 460
400G.....	JOHN DEERE - Industrial Tractor.....	181, 550		NEW HOLLAND - Agricultural Tractor.....	245, 247, 631
401.....	JOHN DEERE - Industrial Tractor.....	551	415.....	J.C. BAMFORD - Loader.....	143, 509
4010.....	JOHN DEERE - Agricultural Tractor.....	154, 522	4-150.....	WHITE - Tractor.....	316
4010S.....	NEW HOLLAND - Agricultural Tractor.....	630	4-154.....	PERKINS - Engine Industrial.....	660
4019.....	JOHN DEERE - Engine Industrial.....	169	416.....	CATERPILLAR - Backhoe.....	55, 381
401A.....	JOHN DEERE - Industrial Tractor.....	551		INTERNATIONAL - Cotton Picker.....	135, 135, 496
401B.....	JOHN DEERE - Industrial Tractor.....	551		J.C. BAMFORD - Loader.....	141, 143, 509
401C.....	JOHN DEERE - Industrial Tractor.....	181, 551	416 Tool Carrier.....	J.C. BAMFORD - Misc. Equipment.....	144
401D.....	JOHN DEERE - Industrial Tractor.....	551			
4020.....	JOHN DEERE - Agricultural Tractor.....	147, 516, 522			

MODEL INDEX

Model	Make	Page	Model	Make	Page
4166D	INTERNATIONAL - Agricultural Tractor	130	435	CASE - Skid Steer Loader	45
416B	CATERPILLAR - Backhoe	55, 381	435 Log Loader	JOHN DEERE - Loader	184, 553
416C	CATERPILLAR - Backhoe	55	4350	JOHN DEERE - Agricultural Tractor	147, 516
418	J.C. BAMFORD - Loader	509	435C Log Loader	JOHN DEERE - Loader	184, 553
4-180	WHITE - Tractor	316	436	CATERPILLAR - Backhoe	381
4186D	INTERNATIONAL - Agricultural Tractor	130	4366D	INTERNATIONAL - Agricultural Tractor	130
41A	FARYMAN - Engine Industrial	111	436B	CATERPILLAR - Backhoe	55, 381
41E	FARYMAN - Engine Industrial	111	436C	CATERPILLAR - Backhoe	55
41LDT	EUCLID - Tractor	444	437C Log Loader	JOHN DEERE - Loader	184, 554
420	CASE - Skid Steer Loader	45, 373	438	CATERPILLAR - Backhoe	381
	FORD - Backhoe	121, 121, 466	4386D	INTERNATIONAL - Agricultural Tractor	130
	HESSTON - Windrower	480, 480	438B	CATERPILLAR - Backhoe	55, 381
	J.C. BAMFORD - Loader	507, 509	4.3GL	VOLVO PENTA - Engine Industrial	714
	NEW HOLLAND - Baler	251, 251, 637	4.3GXl, Osi	VOLVO PENTA - Engine Industrial	714
4200	FORD - Agricultural Tractor	117, 460	43LDT	EUCLID - Tractor	444
	JOHN DEERE - Agricultural Tractor	144, 154	43LOT	TEREX - Tractor	685
	NEW HOLLAND - Agricultural Tractor	245, 247, 631	440	BOBCAT - Skid Steer Loader	16
4200 Utility Tractor	JOHN DEERE - Utility Tractor	197		CASE - Agricultural Tractor	27, 29
420CT	CASE - Track Loader	47, 373		CLARK - Skid Steer Loader	93, 93
420D	CATERPILLAR - Loader - Backhoe	71		CONSTRUCTION EQUIPMENT CO. - Grader	98, 98, 427
4210	CASE - Agricultural Tractor	34, 361		JOHN DEERE - Industrial Tractor	549, 551
	JOHN DEERE - Agricultural Tractor	144, 154		LE TOURNEAU-WESTINGHOUSE - Grader	.594, 594
4210 Utility Tractor	JOHN DEERE - Utility Tractor	197	4400	FORD - Agricultural Tractor	117, 460
4219	JOHN DEERE - Power Unit	188		JOHN DEERE - Agricultural Tractor	144, 154, 523
4219DF	JOHN DEERE - Engine Industrial	540, 541		NEW HOLLAND - Agricultural Tractor	245, 247, 631
422	INTERNATIONAL - Cotton Picker	135, 496		VERSATILE - Windrower	713, 713
4-220	WAUKESHA - Engine Industrial	311	4400 Telescopic	JOHN DEERE - Handler	179
4-220D	WAUKESHA - Engine Industrial	311, 717	4400 Utility Tractor	JOHN DEERE - Utility Tractor	197, 564
4-225	WHITE - Tractor	316, 724	440A	JOHN DEERE - Skidder	559
4230	CASE - Agricultural Tractor	34, 361	440B	BOBCAT - Skid Steer Loader	16
	JOHN DEERE - Agricultural Tractor	144, 147, 516		CLARK - Skid Steer Loader	93, 93
	NEW HOLLAND - Agricultural Tractor	628, 631		JOHN DEERE - Skidder	559, 559
4-236	PERKINS - Engine Industrial	660	440C	JOHN DEERE - Skidder	190, 191, 559
4239D / 4239T	JOHN DEERE - Engine Industrial	171, 541	440CT	CASE - Track Loader	47
4240	CASE - Agricultural Tractor	34, 361	440D	JOHN DEERE - Skidder	191
	JOHN DEERE - Agricultural Tractor	144, 147, 516	440-H	CONSTRUCTION EQUIPMENT CO. - Grader	98, 427
425	JOHN DEERE - Lawn & Garden Tractor	182		LE TOURNEAU-WESTINGHOUSE - Grader	.594, 594
425 Hay Cuber	JOHN DEERE - Baler	162, 531	440-HT	CONSTRUCTION EQUIPMENT CO. - Grader	98, 427
4250	JOHN DEERE - Agricultural Tractor	154, 523		LE TOURNEAU-WESTINGHOUSE - Grader	.594, 594
4255	JOHN DEERE - Agricultural Tractor	154, 523	4410	FORD - Agricultural Tractor	117, 460
426	CATERPILLAR - Backhoe	381		JOHN DEERE - Agricultural Tractor	144, 154, 155, 523
426B	CATERPILLAR - Backhoe	55, 381		NEW HOLLAND - Agricultural Tractor	245, 247, 631
426C	CATERPILLAR - Backhoe	55	4410 Utility Tractor	JOHN DEERE - Utility Tractor	197
4-270	WHITE - Tractor	316, 724	442	INTERNATIONAL - Payscraper	502
4276	JOHN DEERE - Power Unit	188, 557	4420	JOHN DEERE - Combine	164, 533
4276D / T	JOHN DEERE - Engine Industrial	171, 541	4425	JOHN DEERE - Combine	164, 533
428	CATERPILLAR - Backhoe	381	443	BOBCAT - Skid Steer Loader	17, 344
428B	CATERPILLAR - Backhoe	55, 381		CLARK - Skid Steer Loader	93, 93, 419
430	CASE - Agricultural Tractor	28, 358	4430	JOHN DEERE - Agricultural Tractor	147, 516
	J.C. BAMFORD - Loader	507, 509	4430N	NEW HOLLAND - Agricultural Tractor	631
	JOHN DEERE - Agricultural Tractor	144, 147, 516	4430V	NEW HOLLAND - Agricultural Tractor	631
4300	JOHN DEERE - Agricultural Tractor	154, 523	4435	JOHN DEERE - Combine	533
4300 Utility Tractor	JOHN DEERE - Utility Tractor	197	443B	BOBCAT - Skid Steer Loader	17, 344
430B Log Loader	JOHN DEERE - Loader	184, 553		CLARK - Skid Steer Loader	93, 93, 419
431	INTERNATIONAL - Payscraper	138, 502	444	CONSTRUCTION EQUIPMENT CO. - Grader	98, 427
4310	JOHN DEERE - Agricultural Tractor	154, 523		INTERNATIONAL - Agricultural Tractor	492, 492
4310 Utility Tractor	JOHN DEERE - Utility Tractor	197		WABCO - Grader	715, 715
4320	JOHN DEERE - Agricultural Tractor	154, 523	4440	AGCO SPRA COUPE - Sprayer	4, 324
432D	CATERPILLAR - Loader - Backhoe	71		JOHN DEERE - Agricultural Tractor	144, 147, 516
432E	CATERPILLAR - Loader - Backhoe	71		MELROE SPRA COUPE - Sprayer	613, 613
433	ALLIS CHALMERS - Power Unit	12		SPRA-COUPE - Sprayer	669, 670
	INTERNATIONAL - Payscraper	501, 502			
4330	FORD - Agricultural Tractor	117, 460			
	NEW HOLLAND - Agricultural Tractor	245, 247, 631			
4330V	NEW HOLLAND - Agricultural Tractor	631			
433B	INTERNATIONAL - Payscraper	502			
4340	FORD - Agricultural Tractor	117, 460			
	NEW HOLLAND - Agricultural Tractor	245, 247, 631			

MODEL INDEX

Model	Make	Page	Model	Make	Page
444C	JOHN DEERE - Loader	184, 554	4555	JOHN DEERE - Agricultural Tractor	155, 523
444D	JOHN DEERE - Loader	184, 554	455B	CASE - Tractor	374
444E	JOHN DEERE - Loader	184		JOHN DEERE - Crawlers	167, 168, 538
444G	JOHN DEERE - Loader	184	455C	CASE - Tractor	48, 374
444H	JOHN DEERE - Loader	184, 554		FORD - Backhoe	121, 121, 466
444J	JOHN DEERE - Loader	184, 554		NEW HOLLAND - Utility Tractor	259, 261, 648
444K	JOHN DEERE - Loader	184, 554	455D	FORD - Backhoe	121, 466
445	CASE - Skid Steer Loader	45		JOHN DEERE - Crawlers	538, 538
	FORD - Industrial Tractor	122, 123, 469		NEW HOLLAND - Utility Tractor	259, 261, 648
	JOHN DEERE - Lawn & Garden Tractor	182, 182	455E	JOHN DEERE - Crawlers	538
	LONG TRACTOR - Tractor	218, 219, 600	455G	JOHN DEERE - Crawlers	168, 538
	NEW HOLLAND - Utility Tractor	259, 260, 647	4560	JOHN DEERE - Agricultural Tractor	155, 523
4450	JOHN DEERE - Agricultural Tractor	155, 523	45.66	FIAT-HESSTON - Tractor	455
4455	JOHN DEERE - Agricultural Tractor	155, 523	45-66	HESSTON - Tractor	478
445A	FORD - Industrial Tractor	123, 469	45-66DT	HESSTON - Tractor	478
	NEW HOLLAND - Utility Tractor	259, 260, 647	4568D	INTERNATIONAL - Agricultural Tractor	130
445C	FORD - Industrial Tractor	123, 469	4586D	INTERNATIONAL - Agricultural Tractor	130
	NEW HOLLAND - Utility Tractor	259, 260, 647	45A	CLARK - Tractor Shovel	424
445CT	CASE - Track Loader	47	45C	CLARK - Tractor Shovel	96, 424
445D	FORD - Industrial Tractor	123, 469	45DR	CASE - Excavator	368
	NEW HOLLAND - Utility Tractor	259, 260, 647, 648	45LDT	EUCLID - Tractor	444
445E	DRESSER - Truck	108	45R	CASE - Woodland	380
446B	CATERPILLAR - Backhoe	55	460	CASE - Trencher	50
4475	JOHN DEERE - Skid Steer Loader	190		LONG TRACTOR - Tractor	218, 219, 600
448D	JOHN DEERE - Skidder	191	4600	DAVID BROWN - Agricultural Tractor	103
4490	CASE - Agricultural Tractor	29, 361		FORD - Agricultural Tractor	115, 117, 118, 460, 461
4494	CASE - Agricultural Tractor	29, 358, 361		JOHN DEERE - Agricultural Tractor	144, 155, 524
44LDT	EUCLID - Tractor	444		NEW HOLLAND - Agricultural Tractor	245, 247, 631
45	ALLIS CHALMERS - Grader	329	4600 Utility Tractor	JOHN DEERE - Utility Tractor	197
	CLARK - Tractor Shovel	423, 424	460B / 460C	ALLIS CHALMERS - Scraper	335
45 Challenger	CATERPILLAR - Agricultural Tractor	54, 380	460C	ALLIS CHALMERS - Scraper	335
45 Self Propelled	JOHN DEERE - Combine	533		FIAT-ALLIS - Tractor Scraper	453, 453
450	CASE - Skid Steer Loader	45, 373	460D	JOHN DEERE - Skidder	191, 559
	NEW HOLLAND - Utility Tractor	259, 260, 648	4610	FORD - Agricultural Tractor	118, 461
4500	FORD - Agricultural Tractor	117, 460		JOHN DEERE - Agricultural Tractor	144, 155, 524
	JOHN DEERE - Agricultural Tractor	144, 155, 523		NEW HOLLAND - Agricultural Tractor	245, 247, 631
	NEW HOLLAND - Agricultural Tractor	245, 247, 631	4610 Utility Tractor	JOHN DEERE - Utility Tractor	197
4500 Telescopic	JOHN DEERE - Handler	179	462	MURPHY DIESEL - Engine Industrial	244, 627
4500 Utility Tractor	JOHN DEERE - Utility Tractor	197	4620	JOHN DEERE - Agricultural Tractor	147, 516
450B	CASE - Tractor	374	4630	FORD - Agricultural Tractor	118, 461
450C	CASE - Tractor	48, 374		JOHN DEERE - Agricultural Tractor	144, 148, 516
	JOHN DEERE - Industrial Tractor	549, 551		NEW HOLLAND - Agricultural Tractor	245, 247, 631, 632
	TIMBERJACK - Skidder	287, 287	464	INTERNATIONAL - Agricultural Tractor	130
450C LC	JOHN DEERE - Excavator	174, 544	4640	AGCO SPRA COUPE - Sprayer	4, 324
450CT	CASE - Track Loader	47		GEHL - Skid Steer	474, 474
450D	JOHN DEERE - Crawlers	538		JOHN DEERE - Agricultural Tractor	144, 148, 516
450D LC	JOHN DEERE - Excavator	174		MELROE SPRA COUPE - Sprayer	613, 613
450E	JOHN DEERE - Industrial Tractor	551		SPRA-COUPE - Sprayer	669, 670
450G	JOHN DEERE - Industrial Tractor	181, 551	4640E	GEHL - Skid Steer	474
450H	JOHN DEERE - Crawlers	167, 538	464D	INTERNATIONAL - Agricultural Tractor	131, 493
450J	JOHN DEERE - Crawlers	168, 538	465	CASE - Skid Steer Loader	45
450LC	JOHN DEERE - Excavator	174, 544		VALTRA VALMET - Tractor	303, 303
4510	JOHN DEERE - Agricultural Tractor	155, 523	4650	AGCO ALLIS - Tractor	323
4510 Utility Tractor	JOHN DEERE - Utility Tractor	197		JOHN DEERE - Agricultural Tractor	144, 155, 524
451BDT	CASE - Power Unit	372	466	HESSTON - Tractor	478
451DD	CASE - Power Unit	372		JOHN DEERE - Power Unit	188, 188
452	MURPHY DIESEL - Engine Industrial	244, 627	466DT	HESSTON - Tractor	478
4520	JOHN DEERE - Agricultural Tractor	155, 523	4690	CASE - Agricultural Tractor	29, 361
453	CASE - Combine	39	4694	CASE - Agricultural Tractor	29, 358, 361
	INTERNATIONAL - Combine	134, 134	46LDT	EUCLID - Tractor	444
453C	BOBCAT - Skid Steer Loader	344	4700	JOHN DEERE - Agricultural Tractor	155, 524
453D	INTERNATIONAL - Combine	135		VERSATILE - Windrower	305, 305, 713
453F	BOBCAT - Skid Steer Loader	344	4700 Utility Tractor	JOHN DEERE - Utility Tractor	197
454	INTERNATIONAL - Agricultural Tractor	130	4710	JOHN DEERE - Agricultural Tractor	155, 524
454D	INTERNATIONAL - Agricultural Tractor	493	4710 Utility Tractor	JOHN DEERE - Utility Tractor	197
455	FORD - Backhoe	121, 466	472	MURPHY DIESEL - Engine Industrial	244, 627
	JOHN DEERE - Lawn & Garden Tractor	182, 182, 183, 552	4720	JOHN DEERE - Agricultural Tractor	155, 524
	NEW HOLLAND - Utility Tractor	259, 261, 648			

MODEL INDEX

Model	Make	Page	Model	Make	Page
4730	JOHN DEERE - Sprayer	194, 561	4BG1TC	ISUZU - Engine Industrial	139
474	INTERNATIONAL - Agricultural Tractor	493	4CN	J.C. BAMFORD - Loader	143, 509
475 III	CLARK - Tractor Shovel	96, 424	4D	J.C. BAMFORD - Loader	509
4750	VERSATILE - Windrower	305	4DQ	MITSUBISHI - Engine Industrial	231
4755	JOHN DEERE - Agricultural Tractor	155, 524	4DQ30T	MITSUBISHI - Engine Industrial	232
475B	CLARK - Tractor Shovel	96, 424	4DS	J.C. BAMFORD - Loader	509
475C	CLARK - Tractor Shovel	96, 424	4FD-20	TOYOTA - Lift Truck	698
4760	JOHN DEERE - Agricultural Tractor	155, 524	4FD-23	TOYOTA - Lift Truck	698
480	CLARK - Dozer	410	4FD-25	TOYOTA - Lift Truck	698
4800 Series	PRAIRIE - Windrower	664	4FDL-20	TOYOTA - Lift Truck	291
4800 Sprayer	PRAIRIE - Sprayer	663	4FDL-23	TOYOTA - Lift Truck	291
480-8	HESSTON - Tractor	478	4FDL-25	TOYOTA - Lift Truck	291
480A	JOHN DEERE - Industrial Tractor	181, 551	4FG-10	TOYOTA - Lift Truck	291, 698
480B	CASE - Agricultural Tractor	29, 358	4FG-14	TOYOTA - Lift Truck	291, 698
	JOHN DEERE - Industrial Tractor	180, 181, 551	4FG-15	TOYOTA - Lift Truck	291, 699
480C	CASE - Wheel Tractor	53, 379	4FG-18	TOYOTA - Lift Truck	291, 292, 699
	JOHN DEERE - Industrial Tractor	180, 181, 551	4FG-20	TOYOTA - Lift Truck	292, 699
	TIMBERJACK - Skidder	287, 287	4FG-23	TOYOTA - Lift Truck	292, 699
480C Construction King	CASE - Loader - Backhoe	45, 372	4FG-25	TOYOTA - Lift Truck	292, 699
480D Construction King	CASE - Loader	43, 370	4FGC-20	TOYOTA - Lift Truck	292, 699
480E Construction King	CASE - Loader	370	4FGC-23	TOYOTA - Lift Truck	699
480E LL Construction King	CASE - Loader	370	4FGC-25	TOYOTA - Lift Truck	292, 699, 700
480F Construction King	CASE - Loader	43, 370	4FGL-10	TOYOTA - Lift Truck	292, 700
480F LL Construction King	CASE - Loader	43, 370	4FGL-14	TOYOTA - Lift Truck	292, 700
480LL Construction King	CASE - Loader	43, 370	4FGL-15	TOYOTA - Lift Truck	292, 700
482	JOHN DEERE - Cotton Picker	166, 536	4FGL-18	TOYOTA - Lift Truck	292, 700
482C	JOHN DEERE - Lift Truck	183, 553	4FGL-20	TOYOTA - Lift Truck	292, 700
483 L	LAMBORGHINI-AGRICULTURAL - Crawler Tractor	592	4FGL-23	TOYOTA - Lift Truck	292, 700
483 N	LAMBORGHINI-AGRICULTURAL - Crawler Tractor	592	4GM	YANMAR - Engine Industrial	320
4830	FORD - Agricultural Tractor	118, 461	4HJ1	ISUZU - Engine Industrial	139
	JOHN DEERE - Sprayer	194, 194, 561	4JH	YANMAR - Engine Industrial	320
	NEW HOLLAND - Agricultural Tractor	245, 247, 632	4JH2L-HTNE	YANMAR - Engine Industrial	320
4835	FORD - Agricultural Tractor	461	4JH2L-TNE	YANMAR - Engine Industrial	320
	NEW HOLLAND - Agricultural Tractor	628, 632	4JH3	YANMAR - Engine Industrial	320
484	JOHN DEERE - Cotton Picker	536	4JH3ZA	YANMAR - Engine Industrial	320
484 Row Crop or Utility	INTERNATIONAL - Agricultural Tractor	493	4JH-HT	YANMAR - Engine Industrial	320
4840	GEHL - Skid Steer	474	4JH-HT-Z	YANMAR - Engine Industrial	320
	JOHN DEERE - Agricultural Tractor	144, 148, 517	4JH-T	YANMAR - Engine Industrial	320
4840E	GEHL - Skid Steer	474	4JH-TZ	YANMAR - Engine Industrial	320
485	CASE - Agricultural Tractor	34, 361	4JHZ	YANMAR - Engine Industrial	320
4850	JOHN DEERE - Agricultural Tractor	155, 156, 524	4LHA-DTE	YANMAR - Engine Industrial	727
485E	JOHN DEERE - Lift Truck	183	4LHA-DTZ	YANMAR - Engine Industrial	727
486E	JOHN DEERE - Lift Truck	183	4LHA-HTE	YANMAR - Engine Industrial	727
488E	JOHN DEERE - Lift Truck	183	4LHA-HTZE	YANMAR - Engine Industrial	727
4890	CASE - Agricultural Tractor	361	4LHA-STE	YANMAR - Engine Industrial	727
	JOHN DEERE - Windrower	200, 201	4LHA-STZE	YANMAR - Engine Industrial	727
4894	CASE - Agricultural Tractor	29, 358, 361	4LH-DTE	YANMAR - Engine Industrial	727
4895	JOHN DEERE - Windrower	201	4LH-HTE	YANMAR - Engine Industrial	727
4900 Series	PRAIRIE - Windrower	270, 664	4LH-STE	YANMAR - Engine Industrial	727
4900 Sprayer	PRAIRIE - Sprayer	663	4LH-TE	YANMAR - Engine Industrial	728
490E	JOHN DEERE - Excavator	174	4SG-10	TOYOTA - Lift Truck	292
4920	JOHN DEERE - Sprayer	194, 561	4SG-12	TOYOTA - Lift Truck	292
4930	JOHN DEERE - Sprayer	194, 561	4SG-15	TOYOTA - Lift Truck	292
495	CASE - Agricultural Tractor	35, 361	4T-95	INTERNATIONAL - Pyscraper	502
4955	JOHN DEERE - Agricultural Tractor	156, 524	4T95	YANMAR - Engine Industrial	728
496	CRUSADER - Boat	100	4T95T	YANMAR - Engine Industrial	728
4960	JOHN DEERE - Agricultural Tractor	156, 524	4TD	YANMAR - Engine Industrial	320
4975	JOHN DEERE - Agricultural Tractor	148, 517	4TM	YANMAR - Engine Industrial	320
499	JOHN DEERE - Cotton Picker	166, 536	4TN78	YANMAR - Engine Industrial	728
4990	JOHN DEERE - Windrower	201, 566	4TN82	YANMAR - Engine Industrial	728
4994	CASE - Agricultural Tractor	29, 358, 362	4TN84	YANMAR - Engine Industrial	728
4995	JOHN DEERE - Windrower	201, 566	4TNE102	YANMAR - Engine Industrial	728
49LDT	EUCLID - Tractor	444	4TNE106	YANMAR - Engine Industrial	728
4B	CONSOLIDATED DIESEL - Engine	97, 426, 427	4TNE84	YANMAR - Engine Industrial	320
	CONSOLIDATED DIESEL - Engine Industrial	98, 98	4TNE88	YANMAR - Engine Industrial	320, 728
4BG1	ISUZU - Engine Industrial	139	4UOT	EUCLID - Tractor	444
4BG1T	ISUZU - Engine Industrial	139	50 Ton	WABCO - Haulpack Truck	310, 716
			500	AUSTIN WESTERN - Grader	338
				FUCHS - Excavator	471, 471, 472
				JOHN DEERE - Power Unit	556, 557
				LONG TRACTOR - Tractor	218, 219, 600

MODEL INDEX

Model	Make	Page	Model	Make	Page
500 Travelift.....	CASE - Crane	40, 366		NEW HOLLAND - Agricultural Tractor.....	245, 248, 632
5000.....	ALLIS CHALMERS - Combine	6	5120.....	CASE - Agricultural Tractor.....	29, 358
	CASE - Windrower.....	53, 53, 54, 379	5130.....	CASE - Agricultural Tractor.....	29, 358
	FORD - Agricultural Tractor	115, 118, 461	5140.....	CASE - Agricultural Tractor.....	29, 358
	INTERNATIONAL - Windrower.....	138, 139, 505	515.....	FORD - Industrial Tractor.....	123, 469
	NEW HOLLAND - Agricultural Tractor.....	245, 247, 632		J.C. BAMFORD - Loader	141, 143, 510
500C.....	JOHN DEERE - Industrial Tractor	551		NEW HOLLAND - Baler	251, 251, 637
501.....	AUSTIN WESTERN - Grader.....	338	515B.....	DRESSER - Loader	438
	CLARK - Grader.....	410, 410	515C.....	DRESSER - Loader	438
501 Series.....	FORD - Agricultural Tractor	461	518.....	CATERPILLAR - Wheel Skidder.....	86, 406
5010.....	DITCH WITCH - Misc. Equipment.....	437	51LDT.....	EUCLID - Tractor	444
5010S.....	FORD - Agricultural Tractor	461	520.....	BOBCAT - Skid Steer Loader.....	17, 344
	NEW HOLLAND - Agricultural Tractor.....	628, 632		DRESSER - Loader	438, 438
5020.....	ALLIS CHALMERS - Agricultural Tractor.....	5		HESSTON - Windrower	480, 480
	JOHN DEERE - Agricultural Tractor	511, 517		J.C. BAMFORD - Loader	141, 143, 510
503.....	CASE - Combine	365	520 Cherry Picker.....	J.C. BAMFORD - Misc. Equipment	511
	GALION - Grader.....	125, 125, 473	5200.....	FORD - Agricultural Tractor	118, 461
	INTERNATIONAL - Combine	496, 496		JOHN DEERE - Agricultural Tractor ..	144, 156, 524
503 DT.....	LAMBORGHINI-AGRICULTURAL - Agricultural Tractor	217, 591		NEW HOLLAND - Agricultural Tractor.....	245, 248, 632
5030.....	ALLIS CHALMERS - Agricultural Tractor.....	5	5203.....	JOHN DEERE - Utility Tractor	198
	FORD - Agricultural Tractor	115, 118, 461	5203 India Tractor.....	JOHN DEERE - Agricultural Tractor	148
	NEW HOLLAND - Agricultural Tractor.....	245, 247, 632	5205.....	JOHN DEERE - Utility Tractor	198, 564
503D.....	GALION - Grader.....	473	520B.....	DRESSER - Loader	438
5045.....	ALLIS CHALMERS - Agricultural Tractor.....	5, 327	5210.....	JOHN DEERE - Agricultural Tractor	156, 524
505.....	J.C. BAMFORD - Loader	143, 509	5215.....	JOHN DEERE - Agricultural Tractor	148
	VALTRA VALMET - Tractor.....	303, 303	5215F&V.....	JOHN DEERE - Agricultural Tractor	148
5050.....	ALLIS CHALMERS - Agricultural Tractor.....	5, 327	521D.....	CASE - Wheel Loader	51
506.....	J.C. BAMFORD - Loader	143, 509	521E.....	CASE - Wheel Loader	51
5065M.....	JOHN DEERE - Utility Tractor	197	521M.....	DRESSER - Truck	108
5075M.....	JOHN DEERE - Utility Tractor	197	522.....	GRADALL - Handler	475
508.....	CATERPILLAR - Wheel Skidder	86	5220.....	CASE - Agricultural Tractor.....	29, 358
	J.C. BAMFORD - Loader	141, 143, 509		DEUTZ-ALLIS - Tractor.....	106, 106
5085M.....	JOHN DEERE - Utility Tractor	197		JOHN DEERE - Agricultural Tractor ..	144, 156, 524
5088.....	CASE - Combine	39, 365	5225.....	JOHN DEERE - Agricultural Tractor	156, 524
	INTERNATIONAL - Agricultural Tractor ..	129, 131	5230.....	CASE - Agricultural Tractor	29
5095M.....	JOHN DEERE - Utility Tractor	197		DEUTZ-ALLIS - Tractor.....	106, 106
5095MH.....	JOHN DEERE - Agricultural Tractor	148	5234DE.....	CUB CADET - Tractor - Compact	100
50C.....	DROTT MFG. - Crawlers.....	439	5234DL.....	CUB CADET - Tractor - Compact	100
50C-2.....	DOW WARNER - Misc. Equipment	438	524.....	GRADALL - Handler.....	475
50D.....	CASE - Excavator.....	368	5240.....	CASE - Agricultural Tractor	29, 358
	JOHN DEERE - Excavator	173, 174, 544	524K.....	JOHN DEERE - Loader	184, 554
50E / 50H.....	MASSEY FERGUSON - Combine	227	525.....	CLARK - Skid Steer Loader.....	93, 419
5.0GL.....	VOLVO PENTA - Engine Industrial.....	714		J.C. BAMFORD - Loader	507, 510
5.0GX1, Osi.....	VOLVO PENTA - Engine Industrial.....	714	5250.....	CASE - Agricultural Tractor.....	29
5.0L.....	OMC - Engine Industrial.....	658	525B.....	J.C. BAMFORD - Loader	143, 510
50LC.....	CASE - Woodland.....	380	5264DE.....	CUB CADET - Tractor - Compact	100
50ZTS.....	JOHN DEERE - Excavator	544	5264DL.....	CUB CADET - Tractor - Compact	100
510.....	INTERNATIONAL - Skidder	138	528.....	CATERPILLAR - Wheel Skidder.....	86, 406
	J.C. BAMFORD - Loader	141, 143, 509	5288.....	CASE - Agricultural Tractor.....	30
	JOHN DEERE - Agricultural Tractor ..	144, 156, 524		INTERNATIONAL - Agricultural Tractor ..	129, 131
	LONG TRACTOR - Tractor.....	218, 219, 600	530.....	BOBCAT - Skid Steer Loader.....	17, 344
5100.....	FORD - Agricultural Tractor	118, 461		CLARK - Skid Steer Loader.....	93, 93, 419
	NEW HOLLAND - Agricultural Tractor.....	245, 247, 632		INTERNATIONAL - Payloader.....	500, 500
5101EN.....	JOHN DEERE - Agricultural Tractor	148		J.C. BAMFORD - Loader	141, 143, 510
5103.....	JOHN DEERE - Utility Tractor	197, 198		JCB - Loader - Backhoe.....	144, 144
5103 India Tractor.....	JOHN DEERE - Agricultural Tractor	148		LONG TRACTOR - Tractor.....	218, 219, 600
5103S India Tractor.....	JOHN DEERE - Agricultural Tractor	148	5300.....	JOHN DEERE - Agricultural Tractor	156, 524
5105.....	JOHN DEERE - Utility Tractor	198, 564	5300N.....	JOHN DEERE - Utility Tractor	198, 564
5105M.....	JOHN DEERE - Utility Tractor	198	5303.....	JOHN DEERE - Utility Tractor	198
510B.....	DRESSER - Loader	108, 438	5303 India Tractor.....	JOHN DEERE - Agricultural Tractor	148
	JOHN DEERE - Industrial Tractor ..	180, 181, 182	530A.....	NEW HOLLAND - Utility Tractor	261, 648
510C.....	JOHN DEERE - Industrial Tractor	182, 551	530B.....	CATERPILLAR - Wheel Skidder.....	86
510D.....	JOHN DEERE - Industrial Tractor	182, 551		J.C. BAMFORD - Loader	141, 143, 510
510E.....	DRESSER - Truck	108	530B Log Loader.....	JOHN DEERE - Loader	185, 554
510M.....	DRESSER - Truck	108	531.....	CASE - Agricultural Tractor.....	30, 358
5110.....	FORD - Agricultural Tractor	118, 461		FORD - Industrial Tractor	122, 123, 469
				INTERNATIONAL - Payscraper.....	138, 138, 502
				JOHN DEERE - Power Unit.....	188, 188
				NEW HOLLAND - Utility Tractor	259, 261, 648

MODEL INDEX

Model	Make	Page	Model	Make	Page
5310	JOHN DEERE - Agricultural Tractor	156, 524, 525	544B	GRADALL - Handler	476
5310 India Tractor	JOHN DEERE - Agricultural Tractor	148	544C	JOHN DEERE - Loader	185, 554
5310N	JOHN DEERE - Utility Tractor	198, 564	544D	JOHN DEERE - Loader	185, 554
5315	JOHN DEERE - Agricultural Tractor	148	544E	JOHN DEERE - Tool Carrier	194, 562
5315F&V	JOHN DEERE - Agricultural Tractor	148	544G	JOHN DEERE - Tool Carrier	194, 562
532	NEW HOLLAND - Utility Tractor	261, 648	544H	JOHN DEERE - Loader	185, 554
5320	JOHN DEERE - Agricultural Tractor	156, 525	544J	JOHN DEERE - Loader	185, 554
5320N	JOHN DEERE - Utility Tractor	198, 564	544K	JOHN DEERE - Loader	185, 554
5325	JOHN DEERE - Agricultural Tractor	156, 525	545	ALLIS CHALMERS - Loader	11, 331
5325N	JOHN DEERE - Agricultural Tractor	148, 517		FORD - Industrial Tractor	122, 123, 469
532C6	GRADALL - Handler	475	545A	FORD - Industrial Tractor	124, 469
533	BOBCAT - Skid Steer Loader	17	545B	FIAT-ALLIS - Wheel Loader	114, 454
	CLARK - Skid Steer Loader	93, 93	545C	FORD - Industrial Tractor	124, 469
5340	FORD - Agricultural Tractor	118, 461, 462	545D	FORD - Industrial Tractor	124, 469
	NEW HOLLAND - Agricultural Tractor	245, 248, 632	545D	JOHN DEERE - Harvester	179, 549
534B6	GRADALL - Handler	475	5488	CASE - Agricultural Tractor	30
534B8	GRADALL - Handler	475		INTERNATIONAL - Agricultural Tractor	129, 131
534B9	GRADALL - Handler	475	548D	JOHN DEERE - Skidder	191
534C10	GRADALL - Handler	475	548E	JOHN DEERE - Skidder	191, 560
534C6	GRADALL - Handler	475	548G	JOHN DEERE - Skidder	192
534C9	GRADALL - Handler	475	548G-II	JOHN DEERE - Skidder	192, 560
535	FORD - Industrial Tractor	123, 469	548G-III	JOHN DEERE - Skidder	192, 560
	NEW HOLLAND - Utility Tractor	259, 261, 648	55 Challenger	CATERPILLAR - Agricultural Tractor	54
535 Log Loader	JOHN DEERE - Loader	185, 554	55 III	CLARK - Tractor Shovel	424
53LDT	EUCLID - Tractor	444	55 IIIA	CLARK - Tractor Shovel	424
54 SH	EUCLID - Scraper	441	55 Self Propelled	JOHN DEERE - Combine	534
540	ALLIS CHALMERS - Loader	10	550	CASE - Trencher	50, 376
	BOBCAT - Skid Steer Loader	16, 17		DRESSER - Loader	438, 438
	CLARK - Skid Steer Loader	93, 93		FORD - Industrial Tractor	122, 124, 470
	FORD - Industrial Tractor	122, 123		LONG TRACTOR - Tractor	218, 219, 600
	INTERNATIONAL - Payloader	500, 500		OLIVER - Tractor	658, 658
	J.C. BAMFORD - Loader	141, 143, 510		WHITE (OLIVER) - Tractor	725, 725
	JCB - Loader	144, 144	550 / 552	COCKSHUTT - Tractor	426
	JOHN DEERE - Chainsaw	532, 532		WHITE (COCKSHUTT) - Tractor	724, 724
	TEREX - Lift Truck	682, 682	550 DT	LAMBORGHINI-AGRICULTURAL - Agricultural Tractor	591
5400	JOHN DEERE - Agricultural Tractor	156, 525	550 R	LAMBORGHINI-AGRICULTURAL - Agricultural Tractor	591
5400N	JOHN DEERE - Utility Tractor	198, 564	5500	CASE - Windrower	54, 379
5403	JOHN DEERE - Agricultural Tractor	148		FORD - Backhoe	121, 121, 466
540A	FORD - Industrial Tractor	123, 469		INTERNATIONAL - Class 8 Cement Mixer	134, 134, 496
	JOHN DEERE - Skidder	559, 559		JOHN DEERE - Agricultural Tractor	144, 157, 525
540B	FORD - Industrial Tractor	123, 469	5500 Cruz Crane	CASE - Crane	40, 366
	J.C. BAMFORD - Loader	141, 143, 510	5500N	JOHN DEERE - Utility Tractor	198, 564
	JOHN DEERE - Skidder	190, 191	550E	CASE - Tractor	48, 374
540D	JOHN DEERE - Skidder	191	550G	CASE - Tractor	48, 374
540E	JOHN DEERE - Skidder	191, 559		JOHN DEERE - Crawlers	167, 168, 538
540G	JOHN DEERE - Skidder	191	550H	CASE - Tractor	48, 374
540G-II	JOHN DEERE - Skidder	191, 559		JOHN DEERE - Crawlers	167, 168, 538
540G-III	JOHN DEERE - Skidder	191, 560	550J	JOHN DEERE - Crawlers	168, 538
540S	CATERPILLAR - Lift Truck	63, 388	5510	JOHN DEERE - Agricultural Tractor	157, 525
540T	VALTRA VALMET - Feller Buncher	303	5510N	JOHN DEERE - Utility Tractor	198, 564
5410	JOHN DEERE - Agricultural Tractor	156, 525	5515	JOHN DEERE - Agricultural Tractor	149
5410N	JOHN DEERE - Agricultural Tractor	517	5515F&V	JOHN DEERE - Agricultural Tractor	149
5415	JOHN DEERE - Agricultural Tractor	148, 517	552	MUSTANG - Skid Steer Loader	244, 627
5415 Narrow	JOHN DEERE - Agricultural Tractor	149, 517	5520	JOHN DEERE - Agricultural Tractor	157, 525
5415H	JOHN DEERE - Agricultural Tractor	149, 517	5520N	JOHN DEERE - Utility Tractor	198, 564
5420	JOHN DEERE - Agricultural Tractor	156, 525	5525	JOHN DEERE - Agricultural Tractor	157
5420N	JOHN DEERE - Utility Tractor	198, 564	5525N	JOHN DEERE - Agricultural Tractor	149
5425	JOHN DEERE - Agricultural Tractor	156	553	BOBCAT - Skid Steer Loader	17, 344
5425N	JOHN DEERE - Agricultural Tractor	149	5530HC	NEW HOLLAND - Tractor	642
542B	BOBCAT - Skid Steer Loader	17, 344	553F	BOBCAT - Skid Steer Loader	17, 344
	CLARK - Skid Steer Loader	93, 93, 419	55.46	FIAT-HESSTON - Tractor	455
543	BOBCAT - Skid Steer Loader	17, 344	55-46	HESSTON - Tractor	478
	CLARK - Skid Steer Loader	93, 94, 419	55-46DT	HESSTON - Tractor	478
5432 Atomic Four	UNIVERSAL - Engine Industrial	711	555	FORD - Backhoe	121, 466
543B	BOBCAT - Skid Steer Loader	17, 344		VERSATILE - Tractor	712, 712
	CLARK - Skid Steer Loader	93, 94, 419		WABCO - Grader	715, 715
544	GRADALL - Handler	475	5550 Cruz Crane	CASE - Crane	366
	JOHN DEERE - Harvester	179, 179, 549	55.56	FIAT-HESSTON - Tractor	455
5440	JOHN DEERE - Harvester	179, 549			
5444	UNIVERSAL - Engine Industrial	711			

MODEL INDEX

Model	Make	Page	Model	Make	Page
55-56	HESSTON - Tractor	478	575	JOHN DEERE - Skid Steer Loader	559
55-56DT	HESSTON - Tractor	478	575D	FORD - Backhoe	122, 467
555A	FORD - Backhoe	121, 466, 467	575E	FORD - Backhoe	122, 467
555B	FORD - Backhoe	121, 467	5.7Gi	VOLVO PENTA - Engine Industrial	714
555C	FORD - Backhoe	121, 467	5.7GL	VOLVO PENTA - Engine Industrial	714
555D	FORD - Backhoe	121, 467	5.7GXi	VOLVO PENTA - Engine Industrial	714
555E	FORD - Backhoe	122, 467	5.7L	OMC - Engine Industrial	658
555G	JOHN DEERE - Crawlers	168, 538	5.7OSi	VOLVO PENTA - Engine Industrial	714
55.65	FIAT-HESSTON - Tractor	455	5.7OXi	VOLVO PENTA - Engine Industrial	714
55.66	FIAT-HESSTON - Tractor	455	58	INTERNATIONAL - Skidder	138
55-66	HESSTON - Tractor	478	5-8 Ton	GALION - Roller	473
55-66DT	HESSTON - Tractor	479	580	HESSTON - Tractor	479
55.75	FIAT-HESSTON - Tractor	455		JCB - Loader	144, 144
5575	JOHN DEERE - Skid Steer Loader	190	580B Construction King	CASE - Wheel Tractor	53, 379
55.85	FIAT-HESSTON - Tractor	456	580C Construction King	CASE - Loader	43, 370
55.86	FIAT-HESSTON - Tractor	456	580D Construction King	CASE - Loader	43, 370
55.88	FIAT-HESSTON - Tractor	456	580DT	HESSTON - Tractor	479
55.90	FIAT-HESSTON - Tractor	456	580F Construction King	CASE - Loader	371
55B	CLARK - Tractor Shovel	96, 424	580G Construction King	CASE - Loader	43, 371
55C	CLARK - Tractor Shovel	96, 424	580K	CASE - Loader	43, 371
56 SH	EUCLID - Scraper	442	580L	CASE - Loader	44, 371
560	CASE - Trencher	50, 376	580L Series II	CASE - Loader	44, 371
	INTERNATIONAL - Payloader	137, 137, 500	580M	CASE - Loader	44, 371
	LONG TRACTOR - Tractor	218, 219, 600	580M Series II	CASE - Loader	371
5600	FORD - Agricultural Tractor	118, 462	580M Series III	CASE - Loader	371
560B	DRESSER - Loader	108, 438	580SD	CASE - Loader	44, 371
	INTERNATIONAL - Payloader	137, 137, 500	580SE	CASE - Loader	371
560D	JOHN DEERE - Skidder	192, 560	580SK	CASE - Loader	44, 371
5610	FORD - Agricultural Tractor	118, 462	580SL	CASE - Loader	44, 371
	NEW HOLLAND - Agricultural Tractor	245, 248, 633	580SL Series II	CASE - Loader	44, 371
5610S	FORD - Agricultural Tractor	462	580SM	CASE - Loader	44, 371
	NEW HOLLAND - Agricultural Tractor	628, 633	580SM Plus Series II	CASE - Loader	371
5615	JOHN DEERE - Agricultural Tractor	149, 517	580SM Plus Series III	CASE - Loader	371
5615F&V	JOHN DEERE - Agricultural Tractor	149	580SM Series II	CASE - Loader	371
561C	CATERPILLAR - Pipelayer	73, 398	580SM Series III	CASE - Loader	371
561D	CATERPILLAR - Pipelayer	73, 398	5820	JOHN DEERE - Agricultural Tractor	149, 517, 525
5620	JOHN DEERE - Agricultural Tractor	157, 525	583 DT 2 RM	LAMBORGHINI-AGRICULTURAL - Agricultural Tractor	217, 591
562C	ALLIS CHALMERS - Scraper	335	583 DT Basso	LAMBORGHINI-AGRICULTURAL - Agricultural Tractor	591
562D	CHAMPION - Grader	407	5830	JOHN DEERE - Harvester	179, 180, 549
5635	NEW HOLLAND - Tractor	642		JOHN DEERE - Other Agricultural Equipment	556, 556
5640	FORD - Agricultural Tractor	118, 462	583H	CATERPILLAR - Pipelayer	74, 398
	GEHL - Skid Steer	474, 474	583K	CATERPILLAR - Pipelayer	74, 398
	NEW HOLLAND - Tractor	256, 256, 642	584 Row Crop or Utility	INTERNATIONAL - Agricultural Tractor	493
5640E	GEHL - Skid Steer	474	584C	CASE - Lift Truck	42, 369
5640SL	FORD - Agricultural Tractor	118, 462	584D	CASE - Lift Truck	42, 369
5640SLE	FORD - Agricultural Tractor	118, 462	584E	CASE - Lift Truck	42, 369
565	VALTRA VALMET - Tractor	303	585	CASE - Agricultural Tractor	30
5650	AGCO ALLIS - Tractor	324	585C	CASE - Lift Truck	42, 369
566	HESSTON - Tractor	479	585D	CASE - Lift Truck	43, 369
5660	AGCO ALLIS - Tractor	324	585E	CASE - Lift Truck	43, 369
566DT	HESSTON - Tractor	479	585G	CASE - Lift Truck	43, 370
570	NANNI - Engine Industrial	245	5860	LANDINI - Agricultural Tractor	594
570B	JOHN DEERE - Grader	178, 547	586C	CASE - Lift Truck	43, 370
570LXT	CASE - Loader	43, 370	586D	CASE - Lift Truck	43, 370
570LXT Series II	CASE - Loader	43, 370	586E	CASE - Lift Truck	43, 370
570MXT	CASE - Loader	43, 370	586G	CASE - Lift Truck	43, 370
570MXT Series III	CASE - Loader	370	586G Series III	CASE - Lift Truck	370
570T	NANNI - Engine Industrial	245	589	CATERPILLAR - Pipelayer	74, 398
5715	JOHN DEERE - Agricultural Tractor	149, 517	5-8T	AUSTIN WESTERN - Roller	339
5715HC	JOHN DEERE - Agricultural Tractor	149, 517	590 Turbo	CASE - Loader	44, 371
571F	CATERPILLAR - Pipelayer	73, 398	5900	FORD - Agricultural Tractor	118, 462
571G	CATERPILLAR - Pipelayer	73, 398	590CK	CASE - Loader	44, 371
5720	JOHN DEERE - Agricultural Tractor	149, 517, 525	590SL	CASE - Loader	44, 372
572F	CATERPILLAR - Pipelayer	73, 398	590SL Series II	CASE - Loader	372
572G	CATERPILLAR - Pipelayer	74, 398	590SL Series III	CASE - Loader	44, 372
5730	JOHN DEERE - Harvester	179, 549	590SM	CASE - Loader	44, 372
	JOHN DEERE - Other Agricultural Equipment	556, 556	590SM Plus Series III	CASE - Loader	372
574	INTERNATIONAL - Agricultural Tractor	131	590SM Series II	CASE - Loader	372
574D	INTERNATIONAL - Agricultural Tractor	131, 493			

MODEL INDEX

Model	Make	Page	Model	Make	Page
591	CATERPILLAR - Pipelayer	74, 398	600C LC	JOHN DEERE - Excavator	175
594	CATERPILLAR - Pipelayer	74, 398	600D	CHAMPION - Grader	407
594H	CATERPILLAR - Pipelayer	74, 399	600S	CATERPILLAR - Lift Truck	63, 388
595	CASE - Agricultural Tractor	35, 362	601 Series	FORD - Agricultural Tractor	462
595D	JOHN DEERE - Excavator	174	6010	CASE - Trencher	50, 377
5C	J.C. BAMFORD - Loader	510	6020	JOHN DEERE - Agricultural Tractor	144, 149, 517
5D	HUBER - Grader	481	603 DT	JOHN DEERE - Agricultural Tractor	149, 517
5FD-10	TOYOTA - Lift Truck	292, 700	603 DT	LAMBORGHINI-AGRICULTURAL - Agricultural Tractor	217, 591
5FD-14	TOYOTA - Lift Truck	293, 700	6030	CASE - Trencher	50
5FD-15	TOYOTA - Lift Truck	293, 700		JOHN DEERE - Agricultural Tractor	144, 149
5FD-18	TOYOTA - Lift Truck	293, 700	60.46	FIAT-HESSTON - Tractor	456
5FD-20	TOYOTA - Lift Truck	293, 700, 701	60.56	FIAT-HESSTON - Tractor	456
5FD-23	TOYOTA - Lift Truck	293, 701	6059	JOHN DEERE - Engine Industrial	171, 541
5FD-25	TOYOTA - Lift Truck	293, 701	605B	ALLIS CHALMERS - Loader	11, 331
5FD-28	TOYOTA - Lift Truck	293, 701		FIAT-ALLIS - Wheel Loader	114, 114, 454
5FD-30	TOYOTA - Lift Truck	293, 701	605C	JOHN DEERE - Crawlers	168
5FD-33	TOYOTA - Lift Truck	294, 701	6060	ALLIS CHALMERS - Agricultural Tractor	5, 327
5FD-35	TOYOTA - Lift Truck	294, 701	60.65	FIAT-HESSTON - Tractor	456
5FD-38	TOYOTA - Lift Truck	294, 701	60.66	FIAT-HESSTON - Tractor	456
5FD-40	TOYOTA - Lift Truck	294, 701	60-66	HESSTON - Tractor	479
5FD-45	TOYOTA - Lift Truck	294, 701	60-66DT	HESSTON - Tractor	479
5FD-50	TOYOTA - Lift Truck	701	60-66-DTF	HESSTON - Tractor	479
5FD-60	TOYOTA - Lift Truck	701	60-66F	HESSTON - Tractor	479
5FD-70	TOYOTA - Lift Truck	702	60-66LP	HESSTON - Tractor	479
5FDE-35	TOYOTA - Lift Truck	294, 702	6068	JOHN DEERE - Engine Industrial	171, 541
5FDL-10	TOYOTA - Lift Truck	294	6068DFM	JOHN DEERE - Engine Industrial	171, 541
5FDL-14	TOYOTA - Lift Truck	294	6068SFM50	JOHN DEERE - Engine Industrial	171, 541
5FDL-15	TOYOTA - Lift Truck	294	6068SFM75	JOHN DEERE - Engine Industrial	171, 541
5FDL-18	TOYOTA - Lift Truck	294	6068TFM	JOHN DEERE - Engine Industrial	172, 541
5FDL-20	TOYOTA - Lift Truck	294	6068TFM50	JOHN DEERE - Engine Industrial	172, 541
5FDL-23	TOYOTA - Lift Truck	294	6068TFM75	JOHN DEERE - Engine Industrial	172, 541
5FDL-25	TOYOTA - Lift Truck	294	6068TFM76	JOHN DEERE - Engine Industrial	172, 541
5FG-10	TOYOTA - Lift Truck	294, 295, 702	6070	ALLIS CHALMERS - Agricultural Tractor	5, 327
5FG-14	TOYOTA - Lift Truck	295, 702	60.75	FIAT-HESSTON - Tractor	456
5FG-15	TOYOTA - Lift Truck	295, 702	6076	JOHN DEERE - Engine Industrial	541
5FG-18	TOYOTA - Lift Truck	295, 702	6076AFM	JOHN DEERE - Engine Industrial	172, 541
5FG-20	TOYOTA - Lift Truck	295, 702	6076AFM30	JOHN DEERE - Engine Industrial	172, 541, 542
5FG-23	TOYOTA - Lift Truck	295, 702	608	TIMBERJACK - Feller Buncher	287, 693
5FG-25	TOYOTA - Lift Truck	295, 296, 702	608 Harvester	TIMBERJACK - Misc. Equipment	287, 693
5FG-28	TOYOTA - Lift Truck	296, 702	6080	ALLIS CHALMERS - Agricultural Tractor	5, 327
5FG-30	TOYOTA - Lift Truck	296, 702	6081AFM01	JOHN DEERE - Engine Industrial	542
5FG-33	TOYOTA - Lift Truck	296, 702	6081AFM75	JOHN DEERE - Engine Industrial	542
5FG-35	TOYOTA - Lift Truck	296, 702	60.85	FIAT-HESSTON - Tractor	456
5FG-38	TOYOTA - Lift Truck	296, 703	60.86	FIAT-HESSTON - Tractor	456
5FG-40	TOYOTA - Lift Truck	296, 703	6088	CASE - Combine	39, 365
5FG-45	TOYOTA - Lift Truck	296, 703	60.88	FIAT-HESSTON - Tractor	456
5FG-50	TOYOTA - Lift Truck	296, 703	608B	JOHN DEERE - Feller Buncher	175, 545
5FG-60	TOYOTA - Lift Truck	296, 703	608L	JOHN DEERE - Feller Buncher	175, 545
5FGE-35	TOYOTA - Lift Truck	296, 703	608S	JOHN DEERE - Feller Buncher	175, 545
5FGL-10	TOYOTA - Lift Truck	296, 703	60.90	FIAT-HESSTON - Tractor	456
5FGL-14	TOYOTA - Lift Truck	296, 703	60-90	HESSTON - Tractor	479
5FGL-15	TOYOTA - Lift Truck	296, 703	60-90DT	HESSTON - Tractor	479
5FGL-18	TOYOTA - Lift Truck	296, 703	60CL	POCLAIN - Excavator	269, 662
5FGL-20	TOYOTA - Lift Truck	297, 703	60P	POCLAIN - Excavator	269, 662
5FGL-23	TOYOTA - Lift Truck	297, 703	60TD	EUCLID - Truck Unit	445
5FGL-25	TOYOTA - Lift Truck	297, 703	60XT	CASE - Skid Steer Loader	45, 373
5LLD	EUCLID - Truck Unit	445	61 SH	EUCLID - Scraper	442
5TM	WHITING CORPORATION - Misc. Equipment	725	610	BOBCAT - Skid Steer Loader	17, 344
5UOT	EUCLID - Tractor	445		CLARK - Skid Steer Loader	93, 94, 419
60	WHITE - Tractor	316, 724		LONG TRACTOR - Tractor	218, 219, 600
6.0 BTDA	WESTERBEKE - Generator Set	313	610 Forwarder	TIMBERJACK - Misc. Equipment	287, 693
60 SH	EUCLID - Scraper	442	6100	JOHN DEERE - Agricultural Tractor	157, 525
600	CLARK - Skid Steer Loader	419	6100D	JOHN DEERE - Utility Tractor	198
	LONG TRACTOR - Tractor	218, 219, 600	6101	JOHN DEERE - Engine Industrial	172, 542
	TEREX - Lift Truck	682, 682	610B	JOHN DEERE - Backhoe	162
600 / 600A	JOHN DEERE - Sprayer	561	610C	JOHN DEERE - Industrial Tractor	182, 551
600 Skid King	CASE - Wheel Loader	52, 377	611	CLARK - Skid Steer Loader	94, 419
6000	ALLIS CHALMERS - Power Unit	334	6110	JOHN DEERE - Agricultural Tractor	157, 525
	CASE - Windrower	53, 54, 379	6110D	JOHN DEERE - Utility Tractor	198
	JOHN DEERE - Sprayer	194, 194, 561	6110L	JOHN DEERE - Agricultural Tractor	149, 517
6000 Hi Cycle	JOHN DEERE - Cotton Picker	537			

MODEL INDEX

Model	Make	Page	Model	Make	Page
6115D	JOHN DEERE - Utility Tractor	199	630	BOBCAT - Skid Steer Loader	17, 344
6120	JOHN DEERE - Agricultural Tractor	157, 525		CLARK - Skid Steer Loader	93, 94, 419
6120L	JOHN DEERE - Agricultural Tractor	149, 517	6300	JOHN DEERE - Agricultural Tractor	150, 518
6124	AGCO WHITE - Tractor	4, 324		VALTRA VALMET - Tractor	303, 303
6125	AGCO WHITE - Tractor	4, 324	6300L	JOHN DEERE - Agricultural Tractor	518
6125AFM01	JOHN DEERE - Engine Industrial	172, 542	630-CM	AUSTIN WESTERN - Crane	338
6125AFM75	JOHN DEERE - Engine Industrial	173, 542	630E	DRESSER - Truck	108
6125D	JOHN DEERE - Utility Tractor	199	631	BOBCAT - Skid Steer Loader	17, 344
6125SFM75	JOHN DEERE - Engine Industrial	173, 542		CLARK - Skid Steer Loader	93, 94, 419
6130D	JOHN DEERE - Utility Tractor	199	6310	JOHN DEERE - Agricultural Tractor	157, 526
6138	ALLIS CHALMERS - Power Unit	12, 334	6310L	JOHN DEERE - Agricultural Tractor	150, 518
613A	CATERPILLAR - Scraper	74	6310S	JOHN DEERE - Agricultural Tractor	150, 518
613B	CATERPILLAR - Scraper	75	631C	CATERPILLAR - Scraper	76
613C	CATERPILLAR - Scraper	75, 399	631D	CATERPILLAR - Scraper	76, 400
6140	ALLIS CHALMERS - Agricultural Tractor	5	631E	CATERPILLAR - Scraper	76, 400
6140D	JOHN DEERE - Utility Tractor	199	632	BOBCAT - Skid Steer Loader	17
6144	AGCO WHITE - Tractor	4, 324		CLARK - Skid Steer Loader	93, 94
6145	AGCO WHITE - Tractor	4, 324	6320	JOHN DEERE - Agricultural Tractor	157, 526
615	AUSTIN WESTERN - Crane	337	6320L	JOHN DEERE - Agricultural Tractor	150, 518
	CATERPILLAR - Scraper	74, 75, 399	6329	JOHN DEERE - Power Unit	188, 189, 557
	INTERNATIONAL - Combine	134, 135	6329D	JOHN DEERE - Engine Industrial	173, 542
615C	CATERPILLAR - Scraper	75, 399	6330	JOHN DEERE - Utility Tractor	199, 564
615D	INTERNATIONAL - Combine	496	6330 Premium	JOHN DEERE - Utility Tractor	199, 564
6175	AGCO WHITE - Tractor	4	6-330D	WAUKESHA - Engine Industrial	311
618	TIMBERJACK - Feller Buncher	287, 693	6-330G	WAUKESHA - Engine Industrial	311
6195	AGCO WHITE - Tractor	4	633C	CATERPILLAR - Scraper	76
62 SH	EUCLID - Scraper	442	633D	CATERPILLAR - Scraper	76, 400
620	BOBCAT - Skid Steer Loader	17, 344	633E	CATERPILLAR - Scraper	76
	CASE - Cotton Picker	365, 365	6359D / 6359T	JOHN DEERE - Engine Industrial	173, 542
	CLARK - Skid Steer Loader	93, 94, 419	637	CATERPILLAR - Scraper	76
	FORD - Combine	122, 122, 468	637D	CATERPILLAR - Scraper	76, 400
	HESSTON - Windrower	480, 480	637E	CATERPILLAR - Scraper	76, 77, 400
6200	JOHN DEERE - Agricultural Tractor	150, 517	6388	INTERNATIONAL - Agricultural Tractor	131
6200L	JOHN DEERE - Agricultural Tractor	517	639D	CATERPILLAR - Scraper	77, 400
6205	JOHN DEERE - Agricultural Tractor	150, 518	63TD	EUCLID - Truck Unit	445
621	CASE - Wheel Loader	52, 377	64 SH	EUCLID - Scraper	442
	CATERPILLAR - Scraper	74, 75, 399	640	ALLIS CHALMERS - Loader	11, 331
6210	JOHN DEERE - Agricultural Tractor	157, 525		FORD - Agricultural Tractor	457, 462
6210L	JOHN DEERE - Agricultural Tractor	150, 518		HESSTON - Tractor	478, 479
6215	AGCO WHITE - Tractor	4		JOHN DEERE - Skidder	190, 192
	JOHN DEERE - Agricultural Tractor	144, 157, 526		LONG TRACTOR - Tractor	218, 219, 600
621B	CASE - Wheel Loader	377	6400	JOHN DEERE - Agricultural Tractor	150, 518
	CATERPILLAR - Scraper	74, 75, 399		VALTRA VALMET - Tractor	303, 303
621C	CASE - Wheel Loader	377	6400L	JOHN DEERE - Agricultural Tractor	518
621D	CASE - Wheel Loader	52	6400SP	JOHN DEERE - Agricultural Tractor	150, 518
621E	CATERPILLAR - Scraper	75, 399	6404	JOHN DEERE - Power Unit	189
621F	CATERPILLAR - Scraper	75	6405	JOHN DEERE - Agricultural Tractor	157, 526
622	FORD - Combine	122, 468	640B	FERMEC - Loader - Tractor	111
6220	JOHN DEERE - Agricultural Tractor	157, 526	640D	JOHN DEERE - Skidder	192
6220L	JOHN DEERE - Agricultural Tractor	150, 518	640DT	HESSTON - Tractor	479
623	CATERPILLAR - Scraper	75, 399	640E	JOHN DEERE - Skidder	192, 560
6230	JOHN DEERE - Utility Tractor	199, 564	640G	JOHN DEERE - Skidder	192
6230 Premium	JOHN DEERE - Utility Tractor	199, 564	640G-II	JOHN DEERE - Skidder	192, 560
623B	CATERPILLAR - Scraper	75, 399	640G-III	JOHN DEERE - Skidder	192, 560
623E	CATERPILLAR - Scraper	75, 399	640H	JOHN DEERE - Skidder	192, 560
623F	CATERPILLAR - Scraper	76	641	BOBCAT - Skid Steer Loader	17, 344, 345
6240	DEUTZ-ALLIS - Tractor	435		CLARK - Skid Steer Loader	93, 94, 419, 420
624E	JOHN DEERE - Loader	185, 554		FORD - Agricultural Tractor	457, 462
624G	JOHN DEERE - Loader	185, 554	6410	AGCO WHITE - Tractor	324
624H	JOHN DEERE - Loader	185, 554		JOHN DEERE - Agricultural Tractor	144, 157, 526
624J	JOHN DEERE - Loader	185, 554	6410L	JOHN DEERE - Agricultural Tractor	150, 518
624K	JOHN DEERE - Loader	185, 554	6410S	JOHN DEERE - Agricultural Tractor	150, 518
625	CASE - Cotton Picker	366	6414	JOHN DEERE - Power Unit	189, 557
6250	DEUTZ-ALLIS - Tractor	435	6414D / T	JOHN DEERE - Engine Industrial	173, 542
6260	DEUTZ-ALLIS - Tractor	435	6415	JOHN DEERE - Agricultural Tractor	157, 526
627	CATERPILLAR - Scraper	76, 399	641B	CATERPILLAR - Scraper	77, 400
627B	CATERPILLAR - Scraper	76, 399	642	BOBCAT - Skid Steer Loader	17, 345
627E	CATERPILLAR - Scraper	76, 400		CLARK - Skid Steer Loader	93, 94, 420
627F	CATERPILLAR - Scraper	76	6420	JOHN DEERE - Agricultural Tractor	158, 526
628	TIMBERJACK - Feller Buncher	287, 693	6420L	JOHN DEERE - Agricultural Tractor	150, 518
63 SH	EUCLID - Scraper	442	642B	BOBCAT - Skid Steer Loader	18, 345

MODEL INDEX

Model	Make	Page	Model	Make	Page
	CLARK - Skid Steer Loader.....	418, 420	6520.....	JOHN DEERE - Agricultural Tractor.....	158, 526
643.....	BOBCAT - Skid Steer Loader.....	18, 345	6520L.....	JOHN DEERE - Agricultural Tractor.....	151, 519
	CLARK - Skid Steer Loader.....	93, 94, 420	653.....	ALLIS CHALMERS - Crawlers.....	328
	JOHN DEERE - Feller Buncher.....	175, 175, 545		CLARK - Skid Steer Loader.....	418, 420
6430.....	JOHN DEERE - Utility Tractor.....	199, 564	653 DT.....	LAMBORGHINI-AGRICULTURAL - Agricultural Tractor.....	591
6430 Premium.....	JOHN DEERE - Utility Tractor.....	199, 565	6530HC.....	NEW HOLLAND - Tractor.....	256, 642
643D.....	JOHN DEERE - Feller Buncher.....	175, 545	6531.....	JOHN DEERE - Power Unit.....	189
643G.....	JOHN DEERE - Feller Buncher.....	175	653E.....	JOHN DEERE - Feller Buncher.....	176
643H.....	JOHN DEERE - Feller Buncher.....	176, 545	653G.....	JOHN DEERE - Feller Buncher.....	176, 545
643J.....	JOHN DEERE - Feller Buncher.....	176, 545	65.46.....	FIAT-HESSTON - Tractor.....	456
644.....	CASE - Agricultural Tractor.....	30, 358	655.....	JOHN DEERE - Agricultural Tractor.....	158, 526
644C.....	JOHN DEERE - Loader.....	185, 554	65.56.....	FIAT-HESSTON - Tractor.....	456
644D.....	JOHN DEERE - Loader.....	186, 555	65-56.....	HESSTON - Tractor.....	479
644E.....	JOHN DEERE - Loader.....	186, 555	655A.....	FORD - Backhoe.....	122, 467
644EH.....	JOHN DEERE - Loader.....	555	655B.....	JOHN DEERE - Crawlers.....	168, 538
644ER.....	JOHN DEERE - Loader.....	555	655C.....	FORD - Backhoe.....	122, 467
644G.....	JOHN DEERE - Loader.....	186, 555	655D.....	FORD - Backhoe.....	122, 467
644H.....	JOHN DEERE - Loader.....	186, 555	655E.....	FORD - Backhoe.....	122, 467
644J.....	JOHN DEERE - Loader.....	186, 555	65.66.....	FIAT-HESSTON - Tractor.....	456
644K.....	JOHN DEERE - Loader.....	186, 555	657B.....	CATERPILLAR - Scraper.....	77, 400
645B.....	ALLIS CHALMERS - Loader.....	11, 331	657E.....	CATERPILLAR - Scraper.....	77, 400
	FIAT-ALLIS - Wheel Loader.....	114, 114, 454	65.88.....	FIAT-HESSTON - Tractor.....	456
6466.....	JOHN DEERE - Power Unit.....	189	6588.....	INTERNATIONAL - Agricultural Tractor.....	131
6466A / D / T.....	JOHN DEERE - Engine Industrial.....	173, 542	65.90.....	FIAT-HESSTON - Tractor.....	456
648D.....	JOHN DEERE - Skidder.....	192	65B.....	FIAT-ALLIS - Grader.....	112, 452
648E.....	JOHN DEERE - Skidder.....	192, 193, 560	65B Challenger.....	CATERPILLAR - Agricultural Tractor.....	380
648G.....	JOHN DEERE - Skidder.....	193	65C Challenger.....	CATERPILLAR - Agricultural Tractor.....	380
648G-II.....	JOHN DEERE - Skidder.....	193, 560	65D Challenger.....	CATERPILLAR - Agricultural Tractor.....	380
648G-III.....	JOHN DEERE - Skidder.....	193, 560	65TD.....	EUCLID - Truck Unit.....	445
648H.....	JOHN DEERE - Skidder.....	193, 560	66 SH.....	EUCLID - Scraper.....	442
649.....	ALLIS CHALMERS - Power Unit.....	12, 334	660.....	CASE - Trencher.....	50, 377
64A Four.....	WESTERBEKE - Engine Industrial.....	719		FORD - Agricultural Tractor.....	457, 462
64TD.....	EUCLID - Truck Unit.....	445		INTERNATIONAL - Straddle Carrier.....	138, 138
65 Challenger.....	CATERPILLAR - Agricultural Tractor.....	54, 380	660 F.....	LAMBORGHINI-AGRICULTURAL - Agricultural Tractor.....	591
65 SH.....	EUCLID - Scraper.....	442	6600.....	FORD - Agricultural Tractor.....	119, 462
65 Ton.....	WABCO - Haulpack Truck.....	310, 716		JOHN DEERE - Agricultural Tractor.....	144, 158, 526
6.5 TWG.....	WESTERBEKE - Generator.....	721		VALTRA VALMET - Tractor.....	303, 303
650.....	ALLIS CHALMERS - Crawlers.....	328	6602.....	JOHN DEERE - Combine.....	164, 534
	AUSTIN WESTERN - Grader.....	338, 339	6605.....	JOHN DEERE - Agricultural Tractor.....	158, 526
	CASE - Windrower.....	379, 379	660B.....	CATERPILLAR - Scraper.....	77, 400
	FORD - Backhoe.....	121, 122, 467	660-B.....	CONSTRUCTION EQUIPMENT CO. - Grader.....	98, 427
	JOHN DEERE - Utility Tractor.....	563, 565	660B.....	FERMEC - Loader - Tractor.....	111
650 Travelift.....	CASE - Crane.....	40, 367	660-B.....	LE TOURNEAU-WESTINGHOUSE - Grader.....	595
6500.....	CASE - Windrower.....	54, 379	660-BT.....	CONSTRUCTION EQUIPMENT CO. - Grader.....	98, 427
	FORD - Backhoe.....	466, 467		LE TOURNEAU-WESTINGHOUSE - Grader.....	594, 595
	JOHN DEERE - Agricultural Tractor.....	144, 150, 518	660D.....	JOHN DEERE - Skidder.....	193, 560
	TENNANT - Sweeper.....	681, 681	6610.....	FORD - Agricultural Tractor.....	119, 462
6500L.....	JOHN DEERE - Agricultural Tractor.....	518		JOHN DEERE - Other Agricultural Equipment.....	187, 187, 556
6505.....	JOHN DEERE - Agricultural Tractor.....	150, 518		NEW HOLLAND - Agricultural Tractor.....	245, 248, 633
6506.....	JOHN DEERE - Agricultural Tractor.....	150, 518	6610S.....	NEW HOLLAND - Agricultural Tractor.....	633
650B.....	FERMEC - Loader - Tractor.....	111	6615.....	JOHN DEERE - Agricultural Tractor.....	158, 526
650CA Travelift.....	CASE - Crane.....	40, 367	6619.....	JOHN DEERE - Power Unit.....	189, 557
650D LC.....	JOHN DEERE - Excavator.....	175	6620.....	JOHN DEERE - Agricultural Tractor.....	158, 526
650G.....	CASE - Tractor.....	48, 374	6620 Combine.....	JOHN DEERE - Combine.....	534
	JOHN DEERE - Crawlers.....	167, 168, 538	6622.....	JOHN DEERE - Combine.....	164, 534
650H.....	CASE - Tractor.....	48, 374	6635.....	NEW HOLLAND - Tractor.....	642
	JOHN DEERE - Crawlers.....	167, 168, 538	6640.....	FORD - Agricultural Tractor.....	119, 462
650J.....	JOHN DEERE - Crawlers.....	168, 538		GEHL - Skid Steer.....	474, 474
650K.....	CASE - Tractor.....	48, 374		NEW HOLLAND - Tractor.....	256, 256, 642
650K Series 2.....	CASE - Tractor.....	48, 374	6640E.....	GEHL - Skid Steer.....	474
650K Series 3.....	CASE - Tractor.....	48, 374	6640SL.....	FORD - Agricultural Tractor.....	119, 462
650L.....	CASE - Tractor.....	374	6640SLE.....	FORD - Agricultural Tractor.....	119, 462
651.....	FORD - Agricultural Tractor.....	462	6650.....	JOHN DEERE - Harvester.....	180, 549
6510.....	AGCO WHITE - Tractor.....	325			
	JOHN DEERE - Agricultural Tractor.....	144, 158, 526			
6510L.....	JOHN DEERE - Agricultural Tractor.....	150, 518			
6510S.....	JOHN DEERE - Agricultural Tractor.....	150, 518			
6515.....	JOHN DEERE - Agricultural Tractor.....	151, 518			
651B.....	CATERPILLAR - Scraper.....	77, 400			
651E.....	CATERPILLAR - Scraper.....	77, 400			
652.....	ALLIS CHALMERS - Crawlers.....	328			

MODEL INDEX

Model	Make	Page	Model	Make	Page
	JOHN DEERE - Other Agricultural Equipment.556, 556		685	ALLIS CHALMERS - Power Unit	12, 334
666	CONSTRUCTION EQUIPMENT CO. - Grader	427		CASE - Agricultural Tractor	27, 30, 358
	HESSTON - Tractor	478, 479	6850	JOHN DEERE - Harvester	180
	LE TOURNEAU-WESTINGHOUSE - Grader .594, 595			JOHN DEERE - Other Agricultural Equipment.556, 556	
	WABCO - Grader	715, 715	686 (F&I)	INTERNATIONAL - Agricultural Tractor	132
666B	CATERPILLAR - Scraper	77, 400	686D (F&I)	INTERNATIONAL - Agricultural Tractor	132
666-B	CONSTRUCTION EQUIPMENT CO. - Grader	98, 427	686G	CASE - Telescopic Handler	46
			686G Series II	CASE - Telescopic Handler	46
666DT	HESSTON - Tractor	479	686GXR	CASE - Telescopic Handler	47
666-T	CONSTRUCTION EQUIPMENT CO. - Grader	427, 428	686GXR Series II	CASE - Telescopic Handler	47
666T	LE TOURNEAU-WESTINGHOUSE - Grader	595	688	CASE - Excavator	41, 368
6675	JOHN DEERE - Skid Steer Loader	190, 559	688BCK	CASE - Excavator	41
668F	CLARK - Skidder	422	688C	CASE - Excavator	41
66TD	EUCLID - Truck Unit	445	688G	CASE - Telescopic Handler	47
670	ALLIS CHALMERS - Power Unit	334	690 / 690A	JOHN DEERE - Excavator	544
	JOHN DEERE - Utility Tractor	563, 565	6900	JOHN DEERE - Agricultural Tractor	158, 526
	TEREX - Lift Truck	682, 682	690B	JOHN DEERE - Excavator	544
6700	FORD - Agricultural Tractor	119, 462	690C	JOHN DEERE - Excavator	544
	JOHN DEERE - Sprayer	194, 194, 561	690CR	JOHN DEERE - Excavator	544
6700S	JOHN DEERE - Sprayer	561	690D	JOHN DEERE - Excavator	544
670A	JOHN DEERE - Grader	547	690E LC	JOHN DEERE - Excavator	175, 544
670B	JOHN DEERE - Grader	178, 547	6910	JOHN DEERE - Other Agricultural Equipment.188, 556	
670C	JOHN DEERE - Grader	178		JOHN DEERE - Agricultural Tractor	158, 527
670CH	BELL - Grader	15	693B	JOHN DEERE - Feller Buncher	545
670D	JOHN DEERE - Grader	178	693C	JOHN DEERE - Feller Buncher	545
670G	JOHN DEERE - Grader	178, 548	693D	JOHN DEERE - Feller Buncher	545
670S	CATERPILLAR - Lift Truck	63, 388	695	CASE - Agricultural Tractor	35, 362
6710	AGCO WHITE - Tractor	325	6950	JOHN DEERE - Harvester	180
	FORD - Agricultural Tractor	115, 119, 463		JOHN DEERE - Other Agricultural Equipment.556, 556	
	JOHN DEERE - Harvester	179, 180	699	JOHN DEERE - Cotton Picker	166, 537
6715	JOHN DEERE - Agricultural Tractor	158, 526	69GC15	CARRIER TRANSICOLD - Generator	350
672A	JOHN DEERE - Grader	548	69GN15	CARRIER TRANSICOLD - Generator	350
672B	JOHN DEERE - Grader	178, 548	6.9T	DAIHATSU - Engine Industrial	431
672C	JOHN DEERE - Grader	178	69TD	EUCLID - Truck Unit	445
672D	JOHN DEERE - Grader	178	6B	CONSOLIDATED DIESEL - Engine	97, 427
672G	JOHN DEERE - Grader	178, 548		CONSOLIDATED DIESEL - Engine Industrial .	98, 98
674	INTERNATIONAL - Agricultural Tractor	131	6BG1	ISUZU - Engine Industrial	139
674D	INTERNATIONAL - Agricultural Tractor	131, 493	6BG1T	ISUZU - Engine Industrial	139
674DRC	INTERNATIONAL - Agricultural Tractor	131, 493	6BG1TC	ISUZU - Engine Industrial	140
674RC	INTERNATIONAL - Agricultural Tractor	131	6BT, 5.9L	CUMMINS ENGINES - Engine Industrial	430
675	CLARK - Tractor Shovel	96, 424	6C	CONSOLIDATED DIESEL - Engine	98, 427
	JOHN DEERE - Skid Steer Loader	190, 190, 559		CONSOLIDATED DIESEL - Engine Industrial .	98, 427
6750	JOHN DEERE - Harvester	180		J.C. BAMFORD - Loader	507, 510
	JOHN DEERE - Other Agricultural Equipment.556, 556		6D	HUBER - Grader	481
675B	CLARK - Tractor Shovel	96, 424	6D1	MITSUBISHI - Engine Industrial	232
	JOHN DEERE - Skid Steer Loader	190, 190, 559	6D2	MITSUBISHI - Engine Industrial	232
675D	FORD - Backhoe	122, 467	6D31	MITSUBISHI - Engine Industrial	232
675E	FORD - Backhoe	122, 467	6FD-10	TOYOTA - Lift Truck	297, 703
6788	INTERNATIONAL - Agricultural Tractor	131, 132	6FD-14	TOYOTA - Lift Truck	297, 703
680	HESSTON - Tractor	479	6FD-15	TOYOTA - Lift Truck	297, 703
6800	JOHN DEERE - Agricultural Tractor	158, 526	6FD-18	TOYOTA - Lift Truck	297, 703
680DT	HESSTON - Tractor	479	6FD-20	TOYOTA - Lift Truck	297, 703, 704
680E Construction King	CASE - Loader	372	6FD-23	TOYOTA - Lift Truck	297, 704
680G Construction King	CASE - Loader	44, 372	6FD-25	TOYOTA - Lift Truck	297, 704
680H Construction King	CASE - Loader	44, 372	6FD-28	TOYOTA - Lift Truck	297, 704
680K Construction King	CASE - Loader	44, 372	6FD-30	TOYOTA - Lift Truck	297, 704
680L Construction King	CASE - Loader	44	6FDL-10	TOYOTA - Lift Truck	297
681	FORD - Agricultural Tractor	463	6FDL-14	TOYOTA - Lift Truck	297
6810	AGCO WHITE - Tractor	325	6FDL-15	TOYOTA - Lift Truck	297
	JOHN DEERE - Other Agricultural Equipment.187, 188, 556		6FDL-18	TOYOTA - Lift Truck	298
6820	JOHN DEERE - Agricultural Tractor	158, 526	6FDL-20	TOYOTA - Lift Truck	298
683 L	LAMBORGHINI-AGRICULTURAL - Agricultural Tractor	591	6FDL-23	TOYOTA - Lift Truck	298
683 N	LAMBORGHINI-AGRICULTURAL - Agricultural Tractor	592	6FDL-25	TOYOTA - Lift Truck	298
684 Row Crop or Utility	INTERNATIONAL - Agricultural Tractor	493	6FG-10	TOYOTA - Lift Truck	298
			6FG-14	TOYOTA - Lift Truck	298
			6FG-15	TOYOTA - Lift Truck	298, 704

MODEL INDEX

Model	Make	Page	Model	Make	Page
6FG-18	TOYOTA - Lift Truck	298, 704	7088	CASE - Combine	39, 365
6FG-20	TOYOTA - Lift Truck	298, 704	70.88	FIAT-HESSTON - Tractor	457
6FG-23	TOYOTA - Lift Truck	298, 704	7088	INTERNATIONAL - Agricultural Tractor	132
6FG-25	TOYOTA - Lift Truck	298, 704	708D	ALLIS CHALMERS - Loader	11
6FG-28	TOYOTA - Lift Truck	298, 704	70.90	FIAT-HESSTON - Tractor	457
6FG-30	TOYOTA - Lift Truck	298, 299, 704	70-90	HESSTON - Tractor	480
6FGC-25	TOYOTA - Lift Truck	299, 704	70-90DT	HESSTON - Tractor	480
6FGCU15	TOYOTA - Lift Truck	299, 704	70C Challenger	CATERPILLAR - Agricultural Tractor	380
6FGCU18	TOYOTA - Lift Truck	299, 704	70TD	EUCLID - Truck Unit	446
6FGCU20	TOYOTA - Lift Truck	299, 704	70XT	CASE - Skid Steer Loader	45, 373
6FGCU25	TOYOTA - Lift Truck	299, 704, 705	710	CHAMPION - Grader	87, 407
6FGCU30	TOYOTA - Lift Truck	299, 705	7100	FORD - Agricultural Tractor	463
6FGCU33	TOYOTA - Lift Truck	299, 705	710A	CHAMPION - Grader	87, 407
6FGCU35	TOYOTA - Lift Truck	299, 705	710B	JOHN DEERE - Industrial Tractor	182
6FGCU40	TOYOTA - Lift Truck	299, 705	710C	ALLIS CHALMERS - Loader	11
6FGCU45	TOYOTA - Lift Truck	299, 705		JOHN DEERE - Industrial Tractor	180, 182
6FGL-10	TOYOTA - Lift Truck	299	710D	JOHN DEERE - Industrial Tractor	182, 552
6FGL-14	TOYOTA - Lift Truck	299, 705	710G	JOHN DEERE - Backhoe	162, 531
6FGL-15	TOYOTA - Lift Truck	299, 705	710J	JOHN DEERE - Backhoe	531
6FGL-18	TOYOTA - Lift Truck	299, 705	7110	CASE - Agricultural Tractor	30, 358
6FGL-20	TOYOTA - Lift Truck	300, 705		DEUTZ-ALLIS - Tractor	106, 106, 435
6FGL-23	TOYOTA - Lift Truck	300, 705	7120	CASE - Agricultural Tractor	30, 358
6FGL-25	TOYOTA - Lift Truck	300, 705		DEUTZ-ALLIS - Tractor	106, 106, 435
6G	ALLIS CHALMERS - Loader - Backhoe	332	7130	CASE - Agricultural Tractor	30, 359
	FIAT-ALLIS - Wheel Loader	454, 454		JOHN DEERE - Agricultural Tractor	144, 151, 519
6LLD	EUCLID - Truck Unit	446	7130 Premium	JOHN DEERE - Agricultural Tractor	151, 519
6T	DAIHATSU - Engine Industrial	431	714	AUSTIN WESTERN - Crane	14, 338
6UOT	EUCLID - Tractor	445	7140	CASE - Agricultural Tractor	30, 359
700	ALLIS CHALMERS - Lift Truck	7, 330	7145	DEUTZ-ALLIS - Tractor	106, 435
	CLARK - Skid Steer Loader	93, 94, 420	714B	ALLIS CHALMERS - Loader	11, 331
	JOHN DEERE - Sprayer	561, 561	714C	ALLIS CHALMERS - Loader	11
	VERSATILE - Tractor	712, 712	715	ALLIS CHALMERS - Loader	11, 331
	WABCO - Grader	309, 309, 715		CASE - Combine	37, 39, 365
700 Travelift	CASE - Crane	367		CHAMPION - Grader	407, 407
7000	ALLIS CHALMERS - Agricultural Tractor	5, 327		INTERNATIONAL - Combine	134, 135
	FORD - Agricultural Tractor	115, 119, 463	7150	CASE - Agricultural Tractor	30, 359
	WESTWARD - Windrower	721, 721	715A	CHAMPION - Grader	407
700H	JOHN DEERE - Crawlers	168, 538	715B	ALLIS CHALMERS - Loader	11
700J	JOHN DEERE - Crawlers	168, 538	715D	INTERNATIONAL - Combine	135, 496
701	FUCHS - Excavator	472	716A	CHAMPION - Grader	87, 407
701 Series	FORD - Agricultural Tractor	463	716C	ALLIS CHALMERS - Loader	11
7010	ALLIS CHALMERS - Agricultural Tractor	5, 327	7192	CUB CADET - Tractor - Compact	100
	NEW HOLLAND - Tractor	642, 642	7193	CUB CADET - Tractor - Compact	100
702	FUCHS - Excavator	472	7194	CUB CADET - Tractor - Compact	100
	J.C. BAMFORD - Loader	507, 510	7195	CUB CADET - Utility Tractor	101
7020	ALLIS CHALMERS - Agricultural Tractor	5, 327	71A	FARYMAN - Engine Industrial	111
	JOHN DEERE - Agricultural Tractor	144, 151, 519	71C Four	WESTERBEKE - Engine Industrial	719
703	FUCHS - Excavator	472	71TD	EUCLID - Truck Unit	446
7030	ALLIS CHALMERS - Agricultural Tractor	5	720	BOBCAT - Skid Steer Loader	18, 345
703J	JOHN DEERE - Feller Buncher	176, 545		CHAMPION - Grader	87, 87, 407
703JH Harvester	JOHN DEERE - Feller Buncher	176, 545		CLARK - Skid Steer Loader	93, 94, 420
704	J.C. BAMFORD - Loader	510	720 III	CHAMPION - Grader	407
7040	ALLIS CHALMERS - Agricultural Tractor	5	7200	FORD - Agricultural Tractor	463
7050	ALLIS CHALMERS - Agricultural Tractor	6		JOHN DEERE - Agricultural Tractor	144, 151, 519
70.56	FIAT-HESSTON - Tractor	456	720A	CHAMPION - Grader	88, 407
705C	ALLIS CHALMERS - Lift Truck	7, 330	720A III	CHAMPION - Grader	407
705D	ALLIS CHALMERS - Loader	11	720D	TIGERCAT - Feller Buncher	286
7060	ALLIS CHALMERS - Agricultural Tractor	6	721	BOBCAT - Skid Steer Loader	345
70.65	FIAT-HESSTON - Tractor	456		CASE - Wheel Loader	51, 52
70.66	FIAT-HESSTON - Tractor	456		CLARK - Skid Steer Loader	93, 94, 420
70-66	HESSTON - Tractor	479	7210	CASE - Agricultural Tractor	30, 359
70-66DT	HESSTON - Tractor	479		JOHN DEERE - Agricultural Tractor	511, 527
70-66F	HESSTON - Tractor	480	721C	CASE - Wheel Loader	377
706C	ALLIS CHALMERS - Lift Truck	7, 330	721D	CASE - Wheel Loader	52
706D	ALLIS CHALMERS - Loader	11	722	BOBCAT - Skid Steer Loader	18
70.75	FIAT-HESSTON - Tractor	456	7220	CASE - Agricultural Tractor	30, 359
70.76	FIAT-HESSTON - Tractor	457		JOHN DEERE - Agricultural Tractor	144, 158, 527
70-76FDT	HESSTON - Tractor	480	72-21	TEREX - Loader	281, 683
70-76LP	HESSTON - Tractor	480	72-21AA	TEREX - Loader	683
7080	ALLIS CHALMERS - Agricultural Tractor	6	7230	CASE - Agricultural Tractor	30, 359
70.86	FIAT-HESSTON - Tractor	457		JOHN DEERE - Agricultural Tractor	144, 151, 519

MODEL INDEX

Model	Make	Page	Model	Make	Page
7230 Premium	JOHN DEERE - Agricultural Tractor	151, 519		FAHR - Windrower	448, 448
72-31	TEREX - Loader	281, 683	7420	JOHN DEERE - Agricultural Tractor	158, 527
72-31AA	TEREX - Loader	683	742B	BOBCAT - Skid Steer Loader	18, 345
72-31B	TEREX - Loader	281, 683		CLARK - Skid Steer Loader	418, 420
72-31F	TEREX - Loader	683	743	BOBCAT - Skid Steer Loader	18, 345
72-31M	TEREX - Loader	683		CLARK - Skid Steer Loader	93, 94, 420
7232	CUB CADET - Tractor - Compact	100		JOHN DEERE - Feller Buncher	545, 545
7233	CUB CADET - Tractor - Compact	100	7430 Premium	JOHN DEERE - Agricultural Tractor	159, 527
7234	CUB CADET - Tractor - Compact	100	743A	JOHN DEERE - Feller Buncher	545
7235	CUB CADET - Utility Tractor	101	743B	BOBCAT - Skid Steer Loader	18, 345
7240	CASE - Agricultural Tractor	30, 359		CLARK - Skid Steer Loader	418, 420
72-41	TEREX - Loader	281, 683	743DS	BOBCAT - Skid Steer Loader	18, 345
72-41AA	TEREX - Loader	683	7440	JOHN DEERE - Cotton Picker	167, 537
724D	TIGERCAT - Feller Buncher	286, 693	7445	JOHN DEERE - Cotton Picker	167, 537
724J	JOHN DEERE - Loader	186, 555	744E	JOHN DEERE - Loader	555
724K	JOHN DEERE - Loader	186, 555	744H	JOHN DEERE - Loader	186, 555
7250	CASE - Agricultural Tractor	30, 359	744J	JOHN DEERE - Loader	186, 555
72-51	TEREX - Loader	281, 683	744K	JOHN DEERE - Loader	186, 555
72-51BA	TEREX - Loader	281, 683	745	FIAT-ALLIS - Wheel Loader	114, 454
72-61	TEREX - Loader	281, 683	745 / 745H / 745L	ALLIS CHALMERS - Loader	332
72-61AA	TEREX - Loader	281, 684	7450	JOHN DEERE - Cotton Picker	167
7264	CUB CADET - Utility Tractor	101		SPRA-COUPÉ - Sprayer	669, 670
726A	CHAMPION - Grader	88, 407	74-51 Composter	TEREX - Loader	281
726A III	CHAMPION - Grader	407	7455	JOHN DEERE - Cotton Picker	167, 537
72-71	TEREX - Loader	281, 684	745B	FIAT-ALLIS - Wheel Loader	114, 454
72-71B	TEREX - Loader	281, 684	7460	JOHN DEERE - Cotton Picker	537
7272	CUB CADET - Tractor - Compact	100, 429	7488	INTERNATIONAL - Agricultural Tractor	132
7273	CUB CADET - Tractor - Compact	101, 429	748E	JOHN DEERE - Skidder	193, 560, 561
7274	CUB CADET - Tractor - Compact	101, 429	748G	JOHN DEERE - Skidder	193, 561
7275	CUB CADET - Tractor - Utility	429	748G-II	JOHN DEERE - Skidder	193
	CUB CADET - Utility Tractor	101, 101	748G-III	JOHN DEERE - Skidder	193, 194, 561
72-81	TEREX - Loader	281, 684	748H	JOHN DEERE - Skidder	194, 561
72-81AA	TEREX - Loader	684	7.4Gi	VOLVO PENTA - Engine Industrial	715
7288	CASE - Agricultural Tractor	30	7.4Gsi	VOLVO PENTA - Engine Industrial	715
	INTERNATIONAL - Agricultural Tractor	129, 132	7.4L	OMC - Engine Industrial	658
730	CHAMPION - Grader	88, 407	74TD	EUCLID - Truck Unit	446
730 III	CHAMPION - Grader	407	7.5 BTDA	WESTERBEKE - Generator Set	313
7300	CUB CADET - Tractor - Utility	430	75 Challenger	CATERPILLAR - Agricultural Tractor	55, 380
	CUB CADET - Utility Tractor	101, 101	75 III	CLARK - Tractor Shovel	425
	JOHN DEERE - Harvester	179, 180, 549	75 IIIA	CLARK - Tractor Shovel	425
	WHITE - Combine	313, 313, 721	75 IV	CLARK - Tractor Shovel	425
7305	CUB CADET - Tractor - Utility	430	75 Ton	WABCO - Haulpack Truck	310, 716
	CUB CADET - Utility Tractor	101, 101	750	CHAMPION - Grader	88, 408
730A	CHAMPION - Grader	88, 407		FORD - Backhoe	121, 122, 467
730A III	CHAMPION - Grader	407		JOHN DEERE - Utility Tractor	196, 199, 565
732	BOBCAT - Skid Steer Loader	18		SUBARU - Compressor	674, 674
7320	JOHN DEERE - Agricultural Tractor	158, 527		VERSATILE - Tractor	712, 712
733	BOBCAT - Skid Steer Loader	18, 345	7500	FORD - Backhoe	467
	CLARK - Skid Steer Loader	93, 94, 420		JOHN DEERE - Agricultural Tractor	144, 151, 519
7330	JOHN DEERE - Agricultural Tractor	151, 519	7505	JOHN DEERE - Agricultural Tractor	519
7330 Premium	JOHN DEERE - Agricultural Tractor	151, 519	750A	CHAMPION - Grader	88, 408
734	JOHN DEERE - Sprayer	561	750B	JOHN DEERE - Crawlers	168, 538
7360	CUB CADET - Tractor - Compact	429	750C	JOHN DEERE - Crawlers	168, 538
736A	CHAMPION - Grader	88, 407	750C-II	JOHN DEERE - Crawlers	169, 539
736A III	CHAMPION - Grader	408	750H	CASE - Tractor	48, 375
7388	INTERNATIONAL - Agricultural Tractor	132, 134	750J	JOHN DEERE - Crawlers	169, 539
740	CHAMPION - Grader	88, 408	750K	CASE - Tractor	48, 375
	FORD - Agricultural Tractor	457, 463	750K Series 2	CASE - Tractor	48, 375
	JOHN DEERE - Skidder	190, 193, 560	750K Series 3	CASE - Tractor	48, 375
7400	FORD - Agricultural Tractor	463	750L	CASE - Tractor	375
	JOHN DEERE - Agricultural Tractor	144, 151, 519	751	CLARK - Skid Steer Loader	420
7405	JOHN DEERE - Agricultural Tractor	151, 519	7510	JOHN DEERE - Agricultural Tractor	527
740A	CHAMPION - Grader	88, 408	7515	JOHN DEERE - Agricultural Tractor	519
	JOHN DEERE - Skidder	190, 193, 560	751C	BOBCAT - Skid Steer Loader	18, 345
740E	JOHN DEERE - Skidder	193, 560	751F	BOBCAT - Skid Steer Loader	345
740G	JOHN DEERE - Skidder	193, 560	751G	BOBCAT - Skid Steer Loader	345
741	BOBCAT - Skid Steer Loader	18, 345	7520	JOHN DEERE - Agricultural Tractor	159, 527
	CLARK - Skid Steer Loader	93, 94, 420	753	BOBCAT - Skid Steer Loader	18, 345
7410	JOHN DEERE - Agricultural Tractor	527		CLARK - Skid Steer Loader	418, 420
742	BOBCAT - Skid Steer Loader	18, 345	753 Loader	BOBCAT - Skid Steer Loader	18
	CLARK - Skid Steer Loader	93, 94, 420	7530 Premium	JOHN DEERE - Agricultural Tractor	159, 527

MODEL INDEX

Model	Make	Page	Model	Make	Page
7530HC	NEW HOLLAND - Tractor	642		JOHN DEERE - Agricultural Tractor	144, 151, 519
753C	BOBCAT - Skid Steer Loader	18, 345	770A	JOHN DEERE - Grader	548
753F	BOBCAT - Skid Steer Loader	18, 345	770B	JOHN DEERE - Grader	178, 548
753G	BOBCAT - Skid Steer Loader	18, 346	770C	JOHN DEERE - Grader	548
	JOHN DEERE - Feller Buncher	175, 176, 546	770CH	BELL - Grader	15, 342
753GL	JOHN DEERE - Feller Buncher	176, 546	770D	JOHN DEERE - Grader	178, 548
753H	BOBCAT - Skid Steer Loader	19, 346	770D Wheeled	JOHN DEERE - Harvester	549
753HC	BOBCAT - Skid Steer Loader	19, 346	770G	JOHN DEERE - Grader	178, 548
753J	JOHN DEERE - Feller Buncher	176, 546	7710	FORD - Agricultural Tractor	119, 463
753JH Harvester	JOHN DEERE - Feller Buncher	176, 546		JOHN DEERE - Agricultural Tractor	144, 159, 527
753L	BOBCAT - Skid Steer Loader	19, 346		NEW HOLLAND - Agricultural Tractor	245, 248, 633
755	FORD - Backhoe	122, 467	771C	CATERPILLAR - Off-Road & Mining Truck	71, 72, 397
	JOHN DEERE - Agricultural Tractor	144, 159, 527		CATERPILLAR - Off-Road & Mining Truck	72
755A	FORD - Backhoe	122, 468	772	CATERPILLAR - Off-Road & Mining Truck	72, 397
	JOHN DEERE - Crawlers	167, 169, 539	7720	JOHN DEERE - Combine	164, 534
755B	JOHN DEERE - Crawlers	169, 539	7722	JOHN DEERE - Combine	164, 534
756	JOHN DEERE - Utility Tractor	199, 565	772A	JOHN DEERE - Grader	548
	VERSATILE - Tractor	712, 712	772B	CATERPILLAR - Off-Road & Mining Truck	72, 397
7588	INTERNATIONAL - Agricultural Tractor	132, 134, 493, 495		JOHN DEERE - Grader	178, 178, 548
75.9A	IVECO - Medium Duty	140	772C	JOHN DEERE - Grader	548
759G	JOHN DEERE - Feller Buncher	176, 546	772D	JOHN DEERE - Grader	178, 548
759J	JOHN DEERE - Feller Buncher	176, 546	772G	JOHN DEERE - Grader	178, 548
759JH Harvester	JOHN DEERE - Feller Buncher	176, 546	773	BOBCAT - Skid Steer Loader	19, 346
75A	CLARK - Tractor Shovel	425		CATERPILLAR - Off-Road & Mining Truck	71, 72, 397
75B	CLARK - Tractor Shovel	97, 425		CLARK - Skid Steer Loader	418, 421
75C	CLARK - Tractor Shovel	97, 425	7730	JOHN DEERE - Agricultural Tractor	151, 519
75CL	POCLAIN - Excavator	269, 662	7730 LARGE FRAME	JOHN DEERE - Agricultural Tractor	527
75P	POCLAIN - Excavator	269, 662	773B	CATERPILLAR - Off-Road & Mining Truck	72, 397
75TD	EUCLID - Truck Unit	446	773C	BOBCAT - Skid Steer Loader	19, 346
75XT	CASE - Skid Steer Loader	45, 373	773D	CATERPILLAR - Off-Road & Mining Truck	72
760	CASE - Trencher	50, 377	773E	CATERPILLAR - Off-Road & Mining Truck	72
	CHAMPION - Grader	87, 88, 408	773F	BOBCAT - Skid Steer Loader	19, 346
7600	FORD - Agricultural Tractor	119, 463	773G	BOBCAT - Skid Steer Loader	19, 346
	JOHN DEERE - Agricultural Tractor	144, 151	773TG	BOBCAT - Skid Steer Loader	19, 346
760P	CATERPILLAR - Lift Truck	388	7740	FORD - Agricultural Tractor	119, 463
760-P	TEREX - Lift Truck	682		NEW HOLLAND - Tractor	256, 256, 642
7610	FORD - Agricultural Tractor	119	7740SL	FORD - Agricultural Tractor	119, 463
	JOHN DEERE - Agricultural Tractor	144, 159, 527	7740SLE	FORD - Agricultural Tractor	119, 463
	NEW HOLLAND - Agricultural Tractor	628, 633	775	DAVID BROWN - Agricultural Tractor	103
7610S	NEW HOLLAND - Agricultural Tractor	633	7753	BOBCAT - Skid Steer Loader	19, 346
763	BOBCAT - Skid Steer Loader	19	775F	CATERPILLAR - Off-Road & Mining Truck	72
	CLARK - Skid Steer Loader	418, 420	776	CATERPILLAR - Off-Road & Mining Truck	72, 397
7630	JOHN DEERE - Agricultural Tractor	151, 519	7760	JOHN DEERE - Cotton Picker	167
7630 LARGE FRAME	JOHN DEERE - Agricultural Tractor	527	776B	CATERPILLAR - Off-Road & Mining Truck	72, 397
7635	NEW HOLLAND - Tractor	642	776C	CATERPILLAR - Off-Road & Mining Truck	72, 397
763C	BOBCAT - Skid Steer Loader	19, 346	776D	CATERPILLAR - Off-Road & Mining Truck	72
763F	BOBCAT - Skid Steer Loader	19, 346	777	CATERPILLAR - Off-Road & Mining Truck	72, 398
763G	BOBCAT - Skid Steer Loader	19, 346		CONSTRUCTION EQUIPMENT CO. -	
763HC	BOBCAT - Skid Steer Loader	19, 346		Grader	427, 428
763HF	BOBCAT - Skid Steer Loader	19, 346		LE TOURNEAU-WESTINGHOUSE - Grader	.594, 595
763HG	BOBCAT - Skid Steer Loader	19, 346		WABCO - Grader	309, 309, 716
7650	SPRA-COUCPE - Sprayer	670	7775	JOHN DEERE - Skid Steer Loader	190, 559
766	ALLIS CHALMERS - Loader	11	777B	CATERPILLAR - Off-Road & Mining Truck	72, 398
	HESSTON - Tractor	478, 480	777-B	CONSTRUCTION EQUIPMENT CO. - Grader	99, 428
	INTERNATIONAL - Agricultural Tractor	129, 132	777-BT	CONSTRUCTION EQUIPMENT CO. - Grader	99, 428
766D	ALLIS CHALMERS - Lift Truck	7	777C	CATERPILLAR - Off-Road & Mining Truck	72, 73, 398
	INTERNATIONAL - Agricultural Tractor	129, 132	777D	CATERPILLAR - Off-Road & Mining Truck	73
766DT	HESSTON - Tractor	480	777-T	CONSTRUCTION EQUIPMENT CO. - Grader	428
768B	CATERPILLAR - Off-Road & Mining Truck	71, 397	777T	LE TOURNEAU-WESTINGHOUSE - Grader	595
768C	CATERPILLAR - Off-Road & Mining Truck	71, 397	7788	INTERNATIONAL - Agricultural Tractor	132, 134, 493, 495
769B	CATERPILLAR - Off-Road & Mining Truck	71, 397	77FDT	EUCLID - Tractor	445
769C	CATERPILLAR - Off-Road & Mining Truck	71, 397	78 SH	TEREX - Scraper	684
769D	CATERPILLAR - Off-Road & Mining Truck	71, 397	780	CASE - Agricultural Tractor	30, 362
770	CASE - Agricultural Tractor	30			
	CATERPILLAR - Off-Road & Mining Truck	71, 71			
	DAVID BROWN - Agricultural Tractor	102, 103			
	INTERNATIONAL - Straddle Carrier	138, 138			
	JOHN DEERE - Utility Tractor	563, 565			
770 Travelift	CASE - Crane	367			
7700	FORD - Agricultural Tractor	119, 463			

MODEL INDEX

Model	Make	Page	Model	Make	Page
	CHAMPION - Grader.....	87, 88, 408	7FGU55.....	TOYOTA - Lift Truck	706
	DAVID BROWN - Agricultural Tractor	102, 103	7FGU60.....	TOYOTA - Lift Truck	706
	HESSTON - Tractor	478, 480	7FGU70.....	TOYOTA - Lift Truck	706
	INTERNATIONAL - Straddle Carrier.....	138, 138	7FGJ35.....	TOYOTA - Lift Truck	301, 707
780 Construction King	CASE - Loader.....	372	7FGK20.....	TOYOTA - Lift Truck	301, 707
7800.....	JOHN DEERE - Agricultural Tractor	159, 527	7FGK23.....	TOYOTA - Lift Truck	301
780A.....	CHAMPION - Grader.....	88, 408	7FGK25.....	TOYOTA - Lift Truck	301, 707
780B Construction King	CASE - Loader.....	44, 372	7FGK30.....	TOYOTA - Lift Truck	301, 707
780C Construction King	CASE - Loader.....	44, 372	7FGU15.....	TOYOTA - Lift Truck	301, 707
780D Construction King	CASE - Loader.....	45	7FGU18.....	TOYOTA - Lift Truck	301, 707
780DT.....	HESSTON - Tractor	480	7FGU20.....	TOYOTA - Lift Truck	301, 707
780E.....	DRESSER - Truck	108	7FGU25.....	TOYOTA - Lift Truck	301, 707
781.....	DAVID BROWN - Agricultural Tractor	103	7FGU30.....	TOYOTA - Lift Truck	301, 707
7810.....	FORD - Agricultural Tractor	463	7FGU32.....	TOYOTA - Lift Truck	301, 707
	JOHN DEERE - Agricultural Tractor	144, 159, 527	7FGU35.....	TOYOTA - Lift Truck	301, 707
	NEW HOLLAND - Tractor.....	642, 642	7G.....	FIAT-ALLIS - Wheel Loader.....	114, 454
7815.....	JOHN DEERE - Agricultural Tractor	151, 519	7TM.....	WHITING CORPORATION - Misc. Equipment.....	726
7820.....	JOHN DEERE - Agricultural Tractor	152, 520	7UOT.....	EUCLID - Tractor.....	445
7830.....	JOHN DEERE - Agricultural Tractor	152, 520	7UPM.....	EUCLID - Loader.....	441
784.....	CATERPILLAR - Off-Road & Mining Truck	73	8.....	J.C. BAMFORD - Loader	510
784 DT.....	LAMBORGHINI-AGRICULTURAL - Agricultural Tractor	592	80.....	WHITE - Tractor	317, 724
784 Row Crop or Utility.....	INTERNATIONAL - Agricultural Tractor.....	493	8.0 BTDA.....	WESTERBEKE - Generator Set.....	313
7840.....	FORD - Agricultural Tractor	119, 463	8.0 TWG.....	WESTERBEKE - Generator.....	721
	NEW HOLLAND - Tractor.....	256, 256, 642	800.....	ALLIS CHALMERS - Lift Truck.....	7, 330
7840SL.....	FORD - Agricultural Tractor	120, 463		CASE - Agricultural Tractor.....	356, 362
7840SLE.....	FORD - Agricultural Tractor	120, 463		CLARK - Skid Steer Loader.....	418, 421
784B.....	CATERPILLAR - Off-Road & Mining Truck	73		VERSATILE - Tractor	712, 712
785.....	CATERPILLAR - Off-Road & Mining Truck	73	800 Skid King	CASE - Wheel Loader	52, 378
785B.....	CATERPILLAR - Off-Road & Mining Truck	73	800 Travelift.....	CASE - Crane	40, 367
789.....	CATERPILLAR - Off-Road & Mining Truck	73	8000.....	FORD - Agricultural Tractor	120, 464
789B.....	CATERPILLAR - Off-Road & Mining Truck	73	800C.....	JOHN DEERE - Excavator	175
78FOT.....	EUCLID - Tractor.....	445	800D.....	GRIMMER SCHMIDT - Compressor	126
790.....	JOHN DEERE - Agricultural Tractor	527	801 Series.....	FORD - Agricultural Tractor	464
790D.....	JOHN DEERE - Excavator	175, 544	8010.....	ALLIS CHALMERS - Agricultural Tractor.....	6
790E LC.....	JOHN DEERE - Excavator	175, 544		NEW HOLLAND - Tractor.....	256, 256
792.....	JOHN DEERE - Excavator	175, 544	8010HC.....	NEW HOLLAND - Tractor.....	256
7920.....	JOHN DEERE - Agricultural Tractor	152, 520	80.13A.....	IVECO - Medium Duty	140
792D LC.....	JOHN DEERE - Excavator	175, 544	80.16A.....	IVECO - Medium Duty	140
7930.....	JOHN DEERE - Agricultural Tractor	152, 520	8031.....	AIFO - Engine Industrial.....	325
793D.....	JOHN DEERE - Feller Buncher.....	176, 546	8035.....	AIFO - Engine Industrial.....	325
7B.....	J.C. BAMFORD - Loader	510	8041.....	AIFO - Engine Industrial.....	325
7C.....	J.C. BAMFORD - Loader	510	8045.....	AIFO - Engine Industrial.....	325
7D.....	HUBER - Grader	482	805.....	J.C. BAMFORD - Excavator	506
7FG10.....	TOYOTA - Lift Truck	300	8050.....	VALTRA VALMET - Tractor	303
7FG14.....	TOYOTA - Lift Truck	300	8055.....	STEYR - Agricultural Tractor.....	673
7FG15.....	TOYOTA - Lift Truck	300, 705	8055A.....	STEYR - Agricultural Tractor.....	673
7FG18.....	TOYOTA - Lift Truck	300, 705	805B.....	J.C. BAMFORD - Excavator	506
7FG20.....	TOYOTA - Lift Truck	300, 705	805BT.....	J.C. BAMFORD - Excavator	506
7FG23.....	TOYOTA - Lift Truck	300, 705	806.....	J.C. BAMFORD - Excavator	506
7FG25.....	TOYOTA - Lift Truck	300, 705	8060.....	AIFO - Engine Industrial.....	325
7FG28.....	TOYOTA - Lift Truck	300, 705		STEYR - Agricultural Tractor.....	673, 673
7FG30.....	TOYOTA - Lift Truck	300, 705	8060A.....	STEYR - Agricultural Tractor.....	673
7FG35.....	TOYOTA - Lift Truck	705	8060A/T.....	STEYR - Agricultural Tractor.....	673
7FG40.....	TOYOTA - Lift Truck	705	8061.....	AIFO - Engine Industrial.....	326
7FG45.....	TOYOTA - Lift Truck	706	8065.....	AIFO - Engine Industrial.....	326
7FG50.....	TOYOTA - Lift Truck	706	80.65.....	FIAT-HESSTON - Tractor	457
7FG55.....	TOYOTA - Lift Truck	706	8065A.....	STEYR - Agricultural Tractor.....	673
7FG60.....	TOYOTA - Lift Truck	706	80.66.....	FIAT-HESSTON - Tractor.....	457
7FG70.....	TOYOTA - Lift Truck	706	80-66.....	HESSTON - Tractor	480
7FGCS32.....	TOYOTA - Lift Truck	300, 706	80-66DT.....	HESSTON - Tractor	480
7FGCU15.....	TOYOTA - Lift Truck	300, 706	80-66F.....	HESSTON - Tractor	480
7FGCU18.....	TOYOTA - Lift Truck	300, 706	80-66FDT.....	HESSTON - Tractor	480
7FGCU20.....	TOYOTA - Lift Truck	300, 301, 706	806B.....	J.C. BAMFORD - Excavator	506
7FGCU25.....	TOYOTA - Lift Truck	301, 706	806C.....	J.C. BAMFORD - Excavator	506
7FGCU30.....	TOYOTA - Lift Truck	301, 706	807.....	J.C. BAMFORD - Excavator	506
7FGCU32.....	TOYOTA - Lift Truck	301, 706	80.75.....	FIAT-HESSTON - Tractor.....	457
7FGCU35.....	TOYOTA - Lift Truck	706	807B.....	J.C. BAMFORD - Excavator	506
7FGCU40.....	TOYOTA - Lift Truck	706	807C.....	J.C. BAMFORD - Excavator	506
7FGCU45.....	TOYOTA - Lift Truck	706	808.....	J.C. BAMFORD - Excavator	507
7FGCU50.....	TOYOTA - Lift Truck	706	80.88.....	FIAT-HESSTON - Tractor.....	457
			80.90.....	FIAT-HESSTON - Tractor.....	457

MODEL INDEX

Model	Make	Page	Model	Make	Page
80-90	HESSTON - Tractor	480	8240SL	FORD - Agricultural Tractor	120, 464
80-90DT	HESSTON - Tractor	480	8240SLE	FORD - Agricultural Tractor	120, 464
80.9A	IVECO - Medium Duty	140	824B	CATERPILLAR - Wheel Tractor Dozer	87
81 SH	TEREX - Scraper	684	824C	CATERPILLAR - Wheel Tractor Dozer	87, 406
8100	JOHN DEERE - Agricultural Tractor	159, 527	824J	JOHN DEERE - Loader	186
8100T	JOHN DEERE - Agricultural Tractor	159, 527, 528	824K	JOHN DEERE - Loader	186
810D	JOHN DEERE - Forwarder	547	825	BOBCAT - Skid Steer Loader	19, 346
8-10T	AUSTIN WESTERN - Roller	339		CLARK - Skid Steer Loader	93, 94, 421
811	J.C. BAMFORD - Excavator	141, 507		VERSATILE - Tractor	712, 712
8110	JOHN DEERE - Agricultural Tractor	159, 528	825 Skid King	CASE - Wheel Loader	52, 378
8110T	JOHN DEERE - Agricultural Tractor	159, 528	82-50	TEREX - Crawlers	280, 681
812	J.C. BAMFORD - Excavator	141, 507	825B	CATERPILLAR - Compactor	56
8-12 Ton	GALION - Roller	473	825C	CATERPILLAR - Compactor	56, 382
8120	CASE - Combine	365	825G	CATERPILLAR - Compactor	56, 382
	JOHN DEERE - Agricultural Tractor	511, 520	8260	FORD - Agricultural Tractor	120
8120T	JOHN DEERE - Agricultural Tractor	528	826B	CATERPILLAR - Compactor	56
8-12T	AUSTIN WESTERN - Roller	339	826C	CATERPILLAR - Compactor	56, 382
8130	JOHN DEERE - Agricultural Tractor	152, 520	826G	CATERPILLAR - Compactor	56, 382
814	CATERPILLAR - Wheel Tractor Dozer	86, 406	82-80	TEREX - Crawlers	280, 682
	J.C. BAMFORD - Excavator	141, 141, 507	82-80DA	TEREX - Crawlers	280, 682
8141	AIFO - Engine Industrial	326	82.86	FIAT-HESSTON - Tractor	457
814B	CATERPILLAR - Wheel Tractor Dozer	87, 406	82B Four	WESTERBEKE - Engine Industrial	719
814F	CATERPILLAR - Wheel Tractor Dozer	87	82FD	EUCLID - Truck Unit	446
815	CASE - Combine	39	8.2GSi	VOLVO PENTA - Engine Industrial	715
	CATERPILLAR - Compactor	55, 55, 381	8.2L	DETROIT DIESEL - Engine Industrial	103
	INTERNATIONAL - Combine	134, 135	83 SH	TEREX - Scraper	684
8150	VALTRA VALMET - Tractor	304	830	JOHN DEERE - Windrower	201, 566
815B	CATERPILLAR - Compactor	55, 381	8300	JOHN DEERE - Agricultural Tractor	159, 528
815D	INTERNATIONAL - Combine	135	8300T	JOHN DEERE - Agricultural Tractor	159, 528
815F	CATERPILLAR - Compactor	55, 381	8310	AGCO WHITE - Tractor	4
816	ALLIS CHALMERS - Loader	332		JOHN DEERE - Agricultural Tractor	144, 160, 528
	CATERPILLAR - Compactor	55, 56, 381	8310T	JOHN DEERE - Agricultural Tractor	160, 528
8160	FORD - Agricultural Tractor	120	8320	JOHN DEERE - Agricultural Tractor	520
	NEW HOLLAND - Tractor	256, 256	8320T	JOHN DEERE - Agricultural Tractor	528
816B	CATERPILLAR - Compactor	56, 381	833	BOBCAT - Skid Steer Loader	19, 346
816F	CATERPILLAR - Compactor	56, 381, 382		CLARK - Skid Steer Loader	93, 95, 421
817	J.C. BAMFORD - Excavator	141, 507	8330	JOHN DEERE - Agricultural Tractor	152, 520
818	J.C. BAMFORD - Excavator	141, 507	8330T	JOHN DEERE - Agricultural Tractor	160, 528
8.1Gi	VOLVO PENTA - Engine Industrial	715	834	CATERPILLAR - Wheel Tractor Dozer	87
8.1GSi	VOLVO PENTA - Engine Industrial	715	8340	FORD - Agricultural Tractor	120, 464
8.1GXi	VOLVO PENTA - Engine Industrial	715		NEW HOLLAND - Tractor	256, 256, 642
8.1OSi	VOLVO PENTA - Engine Industrial	715	8340SL	FORD - Agricultural Tractor	120, 464
82 SH	TEREX - Scraper	684	8340SLE	FORD - Agricultural Tractor	120, 464
820	J.C. BAMFORD - Excavator	141, 507	834B	CATERPILLAR - Wheel Tractor Dozer	87, 406
	JOHN DEERE - Utility Tractor	563, 565	835	CATERPILLAR - Compactor	56
8200	JOHN DEERE - Agricultural Tractor	159, 528		VERSATILE - Tractor	712, 712
8200T	JOHN DEERE - Agricultural Tractor	159, 528	836	CATERPILLAR - Compactor	56
821	CASE - Wheel Loader	52, 378		VERSATILE - Tractor	712, 712
8210	FORD - Agricultural Tractor	464	8360	AGCO ALLIS - Tractor	1
	JOHN DEERE - Agricultural Tractor	144, 159, 528		AGCO STAR - Tractor	4, 4
	NEW HOLLAND - Agricultural Tractor	628, 633		AIFO - Engine Industrial	325, 326
8210T	JOHN DEERE - Agricultural Tractor	159, 528		FORD - Agricultural Tractor	115, 120
821C	CASE - Wheel Loader	378		NEW HOLLAND - Tractor	256, 256
8220	JOHN DEERE - Agricultural Tractor	520	8361	AIFO - Engine Industrial	326
82-20	TEREX - Crawlers	280, 681	84 SH	TEREX - Scraper	684
8220T	JOHN DEERE - Agricultural Tractor	528	840	ALLIS CHALMERS - Loader	332
8230	JOHN DEERE - Agricultural Tractor	152, 520		JOHN DEERE - Utility Tractor	196, 199, 565
82-30	TEREX - Crawlers	280, 681	8400	JOHN DEERE - Agricultural Tractor	160
82-30B	TEREX - Crawlers	280, 681		VALTRA VALMET - Tractor	303, 304
82-30FA	TEREX - Crawlers	280, 681	8400T	JOHN DEERE - Agricultural Tractor	160, 528
82-30FAM	TEREX - Crawlers	280, 681	841	FORD - Agricultural Tractor	464
82-30FAT	TEREX - Crawlers	280, 681	8410	AGCO WHITE - Tractor	5, 325
82-30G	TEREX - Crawlers	280, 681		JOHN DEERE - Agricultural Tractor	144, 160, 528
82-30GA	TEREX - Crawlers	280, 681	8410T	JOHN DEERE - Agricultural Tractor	160, 529
8230T	JOHN DEERE - Agricultural Tractor	159, 528	8420	JOHN DEERE - Agricultural Tractor	520
8240	FORD - Agricultural Tractor	120, 464	8420T	JOHN DEERE - Agricultural Tractor	160, 529
	NEW HOLLAND - Tractor	256, 256, 642	8425	AGCO ALLIS - Tractor	1
82-40	TEREX - Crawlers	280, 681		AGCO STAR - Tractor	4, 4
82-40CA	TEREX - Crawlers	280, 681	843	BOBCAT - Skid Steer Loader	19, 346, 347
82-40EA	TEREX - Crawlers	280, 681		CLARK - Skid Steer Loader	93, 95, 421
82-40FAT	TEREX - Crawlers	280, 681	8430	JOHN DEERE - Agricultural Tractor	152, 520

MODEL INDEX

Model	Make	Page	Model	Make	Page
8430T	JOHN DEERE - Agricultural Tractor	160, 529	8560	FORD - Agricultural Tractor	120
843B	BOBCAT - Skid Steer Loader	19, 347		JOHN DEERE - Agricultural Tractor	144, 152, 520
	CLARK - Skid Steer Loader	93, 95, 421		NEW HOLLAND - Tractor	256, 257
843G	JOHN DEERE - Feller Buncher	176	8570	JOHN DEERE - Agricultural Tractor	160, 529
843H	JOHN DEERE - Feller Buncher	176, 546	85.90	FIAT-HESSTON - Tractor	457
843HC	BOBCAT - Skid Steer Loader	20, 347	85A	CLARK - Tractor Shovel	425
843J	JOHN DEERE - Feller Buncher	176, 546	85C IIIA	CLARK - Tractor Shovel	97, 425
844	CASE - Agricultural Tractor	35, 362	85XT	CASE - Skid Steer Loader	46, 373
	JOHN DEERE - Loader	553, 555	860	CASE - Trencher	50, 377
8440	JOHN DEERE - Agricultural Tractor	152, 520, 529		FORD - Agricultural Tractor	457, 464
844K	JOHN DEERE - Loader	186		TIGERCAT - Feller Buncher	693, 693
8450	JOHN DEERE - Agricultural Tractor	529	8600	FORD - Agricultural Tractor	120, 464
	VALTRA VALMET - Tractor	303, 304		WHITE - Combine	313, 313, 721
846	FORD - Agricultural Tractor	466	860P	CATERPILLAR - Lift Truck	388
	VERSATILE - Tractor	712, 712	860-P	TEREX - Lift Truck	682
848G	JOHN DEERE - Skidder	194, 561	8610	AGCO WHITE - Tractor	5
848H	JOHN DEERE - Skidder	194, 561	862	JOHN DEERE - Scraper	558
85 Challenger	CATERPILLAR - Agricultural Tractor	55, 380		MURPHY DIESEL - Engine Industrial	244, 244, 627
85 III	CLARK - Tractor Shovel	97, 425	862B	JOHN DEERE - Scraper	189, 558
85 Ton	WABCO - Haulpack Truck	310, 716	863	BOBCAT - Skid Steer Loader	20, 347
850	CASE - Windrower	54, 380	863 / 863H	CLARK - Skid Steer Loader	95, 421
	FORD - Agricultural Tractor	457, 464	8630	JOHN DEERE - Agricultural Tractor	152, 520
	JOHN DEERE - Utility Tractor	196, 199, 565		NEW HOLLAND - Agricultural Tractor	628, 633
	LONG TRACTOR - Tractor	218, 219, 600	863C	BOBCAT - Skid Steer Loader	20, 347
	RAPTOR - Sprayer	270, 270	863F	BOBCAT - Skid Steer Loader	20, 347
	TIMBERJACK - Feller Buncher	287, 287	863G	BOBCAT - Skid Steer Loader	20
	VERSATILE - Tractor	712, 712	863HC	BOBCAT - Skid Steer Loader	20, 347
850B	CASE - Tractor	49, 375	863HF	BOBCAT - Skid Steer Loader	20, 347
	JOHN DEERE - Crawlers	167, 169, 539	863HG	BOBCAT - Skid Steer Loader	20
850C	CASE - Tractor	49, 375	8640	JOHN DEERE - Agricultural Tractor	152, 520
	JOHN DEERE - Crawlers	167, 169, 539	865	VALTRA VALMET - Tractor	304
850C-II	JOHN DEERE - Crawlers	539	8650	JOHN DEERE - Agricultural Tractor	529
850D	CASE - Tractor	49, 375	8670	FORD - Agricultural Tractor	121
850D LC	JOHN DEERE - Excavator	175		NEW HOLLAND - Tractor	256, 257
850E	CASE - Tractor	49, 375	870	CASE - Agricultural Tractor	31
850G	CASE - Tractor	49, 375	8700	FORD - Agricultural Tractor	120, 464
850H	CASE - Tractor	49		WHITE - Combine	721, 721
850J	JOHN DEERE - Crawlers	169, 539	870D	JOHN DEERE - Grader	179, 548
850K	CASE - Tractor	49	870G	JOHN DEERE - Grader	179, 548
850K Series 2	CASE - Tractor	49, 375	8710	AGCO WHITE - Tractor	5
850K Series 3	CASE - Tractor	49, 375	872	MURPHY DIESEL - Engine Industrial	244, 627
850L	CASE - Tractor	375	872D	JOHN DEERE - Grader	179, 548
851	FORD - Agricultural Tractor	464	872G	JOHN DEERE - Grader	179, 548
8510	AGCO WHITE - Tractor	5	873	BOBCAT - Skid Steer Loader	20
852	MURPHY DIESEL - Engine Industrial	244, 627		CLARK - Skid Steer Loader	93, 95, 421
8520	JOHN DEERE - Agricultural Tractor	144, 520	8730	FORD - Agricultural Tractor	464
8520T	JOHN DEERE - Agricultural Tractor	152, 529		NEW HOLLAND - Agricultural Tractor	628, 633
853	BOBCAT - Skid Steer Loader	20, 347	873C	BOBCAT - Skid Steer Loader	20, 347
	TIGERCAT - Feller Buncher	286, 286	873F	BOBCAT - Skid Steer Loader	20
853 / 853H	CLARK - Skid Steer Loader	95, 421	873G	BOBCAT - Skid Steer Loader	20
8530	FORD - Agricultural Tractor	464	873HG	BOBCAT - Skid Steer Loader	20
	JOHN DEERE - Agricultural Tractor	144, 152, 520	8745	AGCO ALLIS - Tractor	1, 324
	NEW HOLLAND - Tractor	642, 642	875	VERSATILE - Tractor	712
853C	BOBCAT - Skid Steer Loader	20, 347	876	FORD - Agricultural Tractor	466
853E	TIGERCAT - Feller Buncher	287		VERSATILE - Tractor	712, 712
853G	JOHN DEERE - Feller Buncher	176, 546	8760	JOHN DEERE - Agricultural Tractor	152, 529
853H	BOBCAT - Skid Steer Loader	20, 347	8765	AGCO ALLIS - Tractor	1, 324
853HC	BOBCAT - Skid Steer Loader	20, 347	8770	FORD - Agricultural Tractor	121
853J	JOHN DEERE - Feller Buncher	176, 546		JOHN DEERE - Agricultural Tractor	144, 160, 529
853J H Harvester	JOHN DEERE - Feller Buncher	177		NEW HOLLAND - Tractor	256, 257
853JH Harvester	JOHN DEERE - Feller Buncher	546	8775	AGCO ALLIS - Tractor	1, 324
855	JOHN DEERE - Agricultural Tractor	160, 529	8785	AGCO ALLIS - Tractor	1, 324
	VERSATILE - Tractor	712, 712	88 / 88L	AUSTIN WESTERN - Grader	339
855 Series	CUMMINS ENGINES - Engine Industrial	101, 430	880	DAVID BROWN - Agricultural Tractor	103, 432
8550S	HESSTON - Windrower	480, 481		DROTT MFG. - Crawlers	439, 439
85.55	FIAT-HESSTON - Tractor	457		JOHN DEERE - Windrower	566, 566
855C	CASE - Tractor	49, 375	8800	WHITE - Combine	313, 721
855D	CASE - Tractor	49, 375	880-5	HESSTON - Tractor	480
855E	CASE - Tractor	49, 375	880-5DT	HESSTON - Tractor	480
856	JOHN DEERE - Utility Tractor	199, 565	880B	CASE - Excavator	368
	VERSATILE - Tractor	712, 712			

MODEL INDEX

Model	Make	Page	Model	Make	Page
880C	CASE - Excavator	368	903JH Harvester	JOHN DEERE - Feller Buncher	177, 546
880D	CASE - Excavator	41, 368	9040	CASE - Excavator	369
881	FORD - Agricultural Tractor	464	9040B	CASE - Excavator	369
8810	AGCO WHITE - Tractor	5	9045B	CASE - Excavator	369
8820	JOHN DEERE - Combine	164, 534	906	CATERPILLAR - Wheel Loader	83, 405
8830	CASE - Windrower	54, 380	907	NEW HOLLAND - Windrower	651
	FORD - Agricultural Tractor	457, 464	908	CATERPILLAR - Wheel Loader	83
	NEW HOLLAND - Agricultural Tractor	628, 633	909	NEW HOLLAND - Windrower	651
884 Row Crop or Utility	INTERNATIONAL - Agricultural Tractor	493	90.9A	IVECO - Medium Duty	141
8840	CASE - Windrower	54, 380	909J	JOHN DEERE - Feller Buncher	177, 546
885	CASE - Agricultural Tractor	35, 362	909JH Harvester	JOHN DEERE - Feller Buncher	177, 547
	DAVID BROWN - Agricultural Tractor	102, 103	90A Four	WESTERBEKE - Engine Industrial	719
8850	JOHN DEERE - Agricultural Tractor	529	90CK	POCLAIN - Excavator	269, 662
885G	DAVID BROWN - Agricultural Tractor	103	90CL	POCLAIN - Excavator	269, 662
886D	INTERNATIONAL - Agricultural Tractor	132	90P	POCLAIN - Excavator	269, 663
8870	FORD - Agricultural Tractor	121	90XT	CASE - Skid Steer Loader	46, 373
	JOHN DEERE - Agricultural Tractor	144, 160, 529	910	CATERPILLAR - Wheel Loader	83, 405
	NEW HOLLAND - Tractor	256, 257		NEW HOLLAND - Windrower	650, 651
8875	JOHN DEERE - Skid Steer Loader	190, 559	9100	JOHN DEERE - Agricultural Tractor	160, 529
888	CASE - Excavator	41, 368	9110	CASE - Agricultural Tractor	31, 359, 362
888-T	CONSTRUCTION EQUIPMENT CO. - Grader	99, 428	912	NEW HOLLAND - Windrower	651
890 / 890A	JOHN DEERE - Excavator	544	9120	CASE - Combine	365
8900	WHITE - Combine	721		JOHN DEERE - Agricultural Tractor	144, 152, 520
8910	CASE - Agricultural Tractor	31, 359	9130	AGCO ALLIS - Tractor	1
8920	CASE - Agricultural Tractor	31, 359		CASE - Agricultural Tractor	27, 31, 359, 362
	WHITE - Combine	721, 722		DEUTZ-ALLIS - Tractor	106, 106
892D LC	JOHN DEERE - Excavator	544	914G	CATERPILLAR - Wheel Loader	83
892E LC	JOHN DEERE - Excavator	175, 545	915	CASE - Combine	39
8930	CASE - Agricultural Tractor	31, 359		INTERNATIONAL - Combine	134, 135
8940	CASE - Agricultural Tractor	31, 359	9150	AGCO ALLIS - Tractor	1
895	CASE - Agricultural Tractor	35, 362		CASE - Agricultural Tractor	27, 31, 362
	VERSATILE - Tractor	712, 712		DEUTZ-ALLIS - Tractor	106, 106
8950	CASE - Agricultural Tractor	31, 359	915D	INTERNATIONAL - Combine	135
8955	JOHN DEERE - Power Unit	189, 557	916	CATERPILLAR - Wheel Loader	83
8955T / A	JOHN DEERE - Engine Industrial	173, 542	9170	AGCO ALLIS - Tractor	1
8960	JOHN DEERE - Agricultural Tractor	152, 529		CASE - Agricultural Tractor	27, 31, 362
8970	FORD - Agricultural Tractor	121		DEUTZ-ALLIS - Tractor	106, 106
	JOHN DEERE - Agricultural Tractor	144, 160, 529	9180	CASE - Agricultural Tractor	31, 362
	NEW HOLLAND - Tractor	256, 257	918F	CATERPILLAR - Wheel Loader	83
89W	EUCLID - Wagon	447	9190	AGCO ALLIS - Tractor	1
8B	FIAT-ALLIS - Crawlers	112		CASE - Agricultural Tractor	356, 362
8BL	FIAT-ALLIS - Crawlers	112		DEUTZ-ALLIS - Tractor	106, 106
8C	FIAT-ALLIS - Crawlers	112	91FD	EUCLID - Truck Unit	446
	J.C. BAMFORD - Loader	507, 510	92	MASSEY FERGUSON - Combine	227
8D	J.C. BAMFORD - Loader	510	920	CATERPILLAR - Wheel Loader	83, 405
8N	FORD - Agricultural Tractor	465		JOHN DEERE - Utility Tractor	563, 565
8UPM	EUCLID - Loader	441		MUSTANG - Skid Steer Loader	244, 244, 627
900	DAVID BROWN - Agricultural Tractor	432	9200	JOHN DEERE - Agricultural Tractor	160, 529
	J.C. BAMFORD - Loader	507, 510		MACDON - Windrower	219, 219, 600
	JOHN DEERE - Mower - Professional	187, 187	9210	CASE - Agricultural Tractor	35, 362
	VERSATILE - Tractor	712, 713	9220	JOHN DEERE - Agricultural Tractor	152, 521
900 McConell-Marc	AGCO STAR - Tractor	4	9230	CASE - Agricultural Tractor	35, 362
9000	FORD - Agricultural Tractor	120, 465		JOHN DEERE - Agricultural Tractor	511, 530
900D	DAVID BROWN - Agricultural Tractor	432	9240	CASE - Agricultural Tractor	35, 362
900HC	JOHN DEERE - Utility Tractor	199		HESSTON - Windrower	480, 481
901 Series	FORD - Agricultural Tractor	465	924F	CATERPILLAR - Wheel Loader	83
9010	CASE - Excavator	41, 368	924G	CATERPILLAR - Misc. Equipment	71
9010B	CASE - Excavator	41, 368	925	JOHN DEERE - Agricultural Tractor	521
90.13A	IVECO - Medium Duty	140		VERSATILE - Tractor	712, 713
902	CATERPILLAR - Wheel Loader	83	9250	CASE - Agricultural Tractor	35, 362, 363
	J.C. BAMFORD - Loader	507, 510		MACDON - Windrower	219, 219, 601
9020	CASE - Excavator	41, 368		WESTWARD - Windrower	313, 313, 721
9020B	CASE - Excavator	41, 368	926	CATERPILLAR - Wheel Loader	83
9030	CASE - Excavator	41, 369		J.C. BAMFORD - Lift Truck	141, 141, 507
	FORD - Agricultural Tractor	115, 120, 465	9260	CASE - Agricultural Tractor	35, 363
	NEW HOLLAND - Agricultural Tractor	245, 248, 633	926E	CATERPILLAR - Wheel Loader	83
9030B	CASE - Excavator	41, 369	9270	CASE - Agricultural Tractor	35, 363
903G	JOHN DEERE - Feller Buncher	177, 546	9280	CASE - Agricultural Tractor	35, 363
903J	JOHN DEERE - Feller Buncher	177, 546		FORD - Agricultural Tractor	115, 121, 466
			9280 Tractor	NEW HOLLAND - Tractor	257, 642
			9282 Tractor	NEW HOLLAND - Tractor	257, 643

MODEL INDEX

Model	Make	Page	Model	Make	Page
928D	GRASSHOPPER - Commercial Mower	126	945B	FIAT-ALLIS - Crawlers	112, 451
928F	CATERPILLAR - Wheel Loader	83	946	FORD - Agricultural Tractor	466
928G	CATERPILLAR - Wheel Loader	83, 84		VERSATILE - Tractor	712, 713
93	CASE - Combine	37	9480	FORD - Agricultural Tractor	121, 466
930	CATERPILLAR - Wheel Loader	84	9480 Tractor	NEW HOLLAND - Tractor	257, 643
	J.C. BAMFORD - Lift Truck	141, 141, 507	9482 Tractor	NEW HOLLAND - Tractor	257, 643
	JOHN DEERE - Utility Tractor	196, 200, 565	94FD	EUCLID - Truck Unit	446
	MUSTANG - Skid Steer Loader	244, 244, 627	95 Challenger	CATERPILLAR - Agricultural Tractor	55, 381
9300	JOHN DEERE - Agricultural Tractor	160, 530	95 Self Propelled	JOHN DEERE - Combine	534
9300T	JOHN DEERE - Agricultural Tractor	160, 530	950	CATERPILLAR - Wheel Loader	84
930A	MUSTANG - Skid Steer Loader	244, 627		DAVID BROWN - Agricultural Tractor	431, 432
930G	CATERPILLAR - Wheel Loader	84		JOHN DEERE - Utility Tractor	196, 200, 565
930VU	JOHN DEERE - Agricultural Tractor	521		TIMBERJACK - Feller Buncher	287, 287
931	CATERPILLAR - Track Loader	79, 402		VERSATILE - Tractor	712, 713
931 Trax Cavorator	CATERPILLAR - Track Loader	79	9500	JOHN DEERE - Combine	164, 534
9310	CASE - Agricultural Tractor	35, 363	950B	CATERPILLAR - Wheel Loader	84
931B	CATERPILLAR - Track Loader	79, 402	950D	DAVID BROWN - Agricultural Tractor	432
931C	CATERPILLAR - Track Loader	402	950E	CATERPILLAR - Wheel Loader	84
932	JOHN DEERE - Agricultural Tractor	152, 521	950F	CATERPILLAR - Wheel Loader	84
9320	JOHN DEERE - Agricultural Tractor	153, 521, 530	950H	CATERPILLAR - Wheel Loader	84
9320T	JOHN DEERE - Agricultural Tractor	160, 530	951	CATERPILLAR - Track Loader	79
933	CATERPILLAR - Crawler Loader	382	951 Trax Cavorator	CATERPILLAR - Track Loader	79, 402
9330	CASE - Agricultural Tractor	35, 363	9510	JOHN DEERE - Combine	164, 534
	JOHN DEERE - Agricultural Tractor	144, 160, 530	9510 - 220	JOHN DEERE - Combine	534
935	JOHN DEERE - Agricultural Tractor	521	9510 - 240	JOHN DEERE - Combine	534
	VERSATILE - Tractor	712, 713	951B	CATERPILLAR - Track Loader	79
9350	CASE - Agricultural Tractor	35, 363	951C	CATERPILLAR - Track Loader	79, 402
	MACDON - Windrower	600, 601	952	JOHN DEERE - Agricultural Tractor	153, 521
	WESTWARD - Windrower	313, 313, 721	9520	JOHN DEERE - Agricultural Tractor	153, 521, 530
9352	WESTWARD - Windrower	313, 721	9520T	JOHN DEERE - Agricultural Tractor	161, 530
935B	CATERPILLAR - Track Loader	79, 402	953	CATERPILLAR - Track Loader	79, 80
935C	CATERPILLAR - Track Loader	402		CLARK - Skid Steer Loader	418, 421
936	CATERPILLAR - Wheel Loader	84	9530	JOHN DEERE - Agricultural Tractor	153, 521
	FORD - Agricultural Tractor	457, 466	9530T	JOHN DEERE - Agricultural Tractor	161, 530
	VERSATILE - Tractor	712, 713	953C	BOBCAT - Skid Steer Loader	20, 347
936E	CATERPILLAR - Wheel Loader	84	953G	JOHN DEERE - Feller Buncher	177, 547
936F	CATERPILLAR - Wheel Loader	84	953J	JOHN DEERE - Feller Buncher	177, 547
9370	CASE - Agricultural Tractor	35, 36, 363	9540	JOHN DEERE - Combine	164, 534
9370QT	CASE - Agricultural Tractor	36, 363	955	JOHN DEERE - Agricultural Tractor	161, 530
9380	CASE - Agricultural Tractor	36, 363		VERSATILE - Tractor	712, 713
9380QT	CASE - Agricultural Tractor	36, 363	9550	JOHN DEERE - Combine	164, 534
9384	NEW HOLLAND - Agricultural Tractor	634	9550SH	JOHN DEERE - Combine	164, 535
938F	CATERPILLAR - Wheel Loader	84	955H	CATERPILLAR - Crawler Loader	382
9390	CASE - Agricultural Tractor	36, 363	955K	CATERPILLAR - Track Loader	80, 402
93FD	EUCLID - Truck Unit	446	955L	CATERPILLAR - Track Loader	80, 402
9.4 BTDB	WESTERBEKE - Generator Set	313	956	VERSATILE - Tractor	713
940	ALLIS CHALMERS - Loader	332	9560	JOHN DEERE - Combine	164, 535
	J.C. BAMFORD - Lift Truck	141, 141, 507	9560 Sidehill	JOHN DEERE - Combine	535
	JOHN DEERE - Agricultural Tractor	144, 153, 521	9560SH	JOHN DEERE - Combine	164, 535
	MUSTANG - Skid Steer Loader	244, 244, 627	9570 STS	JOHN DEERE - Combine	164, 535
9400	JOHN DEERE - Agricultural Tractor	160, 161, 530	9580	JOHN DEERE - Combine	164, 535
9400T	JOHN DEERE - Agricultural Tractor	161, 530	959J	JOHN DEERE - Feller Buncher	177, 547
940V	JOHN DEERE - Agricultural Tractor	521	95A	FARYMAN - Engine Industrial	111
941	CATERPILLAR - Track Loader	79	95FD	EUCLID - Truck Unit	446
9410	JOHN DEERE - Combine	164, 534	95W	FARYMAN - Engine Industrial	111
941B	CATERPILLAR - Track Loader	79, 402	95XT	CASE - Skid Steer Loader	46, 373
942	JOHN DEERE - Agricultural Tractor	153, 521	960	FORD - Agricultural Tractor	465
9420	JOHN DEERE - Agricultural Tractor	153, 521, 530		MUSTANG - Skid Steer Loader	244, 244, 627
9420T	JOHN DEERE - Agricultural Tractor	161, 530	9600	FORD - Agricultural Tractor	120, 465
943	BOBCAT - Skid Steer Loader	20, 347		JOHN DEERE - Combine	163, 165, 535
	CATERPILLAR - Track Loader	79, 79	960P	CATERPILLAR - Lift Truck	388
	CLARK - Skid Steer Loader	93, 95, 421	960-P	TEREX - Lift Truck	682
9430	JOHN DEERE - Agricultural Tractor	161, 530	9610	JOHN DEERE - Combine	165, 535
9430T	JOHN DEERE - Agricultural Tractor	161, 530	9620	JOHN DEERE - Agricultural Tractor	153, 521
9435	AGCO ALLIS - Tractor	1	9620T	JOHN DEERE - Agricultural Tractor	161, 530
945	ALLIS CHALMERS - Loader	11	962G	CATERPILLAR - Forestry Loader	386
	FIAT-ALLIS - Wheel Loader	114, 114, 454	962H	CATERPILLAR - Wheel Loader	84
	JOHN DEERE - Agricultural Tractor	511, 521	963	BOBCAT - Skid Steer Loader	21, 347
	VERSATILE - Tractor	712, 713		CATERPILLAR - Track Loader	79, 80, 402
9450	JOHN DEERE - Combine	164, 534		CLARK - Skid Steer Loader	418, 421
9455	AGCO ALLIS - Tractor	1	9630	AGCO ALLIS - Tractor	2

MODEL INDEX

Model	Make	Page	Model	Make	Page
	JOHN DEERE - Agricultural Tractor	144, 161, 530		NEW HOLLAND - Combine	637, 637
9630T	JOHN DEERE - Agricultural Tractor	161, 530	980B	CASE - Tractor	375
9635	AGCO ALLIS - Tractor	2		CATERPILLAR - Wheel Loader	83, 85, 405
963B	CATERPILLAR - Track Loader	80, 402	980C	CATERPILLAR - Wheel Loader	85
963G	BOBCAT - Skid Steer Loader	21	980F	CATERPILLAR - Wheel Loader	85
9640	JOHN DEERE - Combine	165, 535	980H	CATERPILLAR - Wheel Loader	85
965	JOHN DEERE - Agricultural Tractor	153, 521	9815	AGCO ALLIS - Tractor	2
9650	AGCO ALLIS - Tractor	2	982LP	SAME - Engine Industrial	667
	JOHN DEERE - Combine	163, 165, 535	983	CATERPILLAR - Track Loader	80
9650 CTS	JOHN DEERE - Combine	165, 535	983B	CATERPILLAR - Track Loader	80, 402, 403
9650 Cylinder Tine Separator	JOHN DEERE - Combine	535	983L	SAME - Engine Industrial	667
9650 STS	JOHN DEERE - Combine	165, 535	983P	SAME - Engine Industrial	667
9655	AGCO ALLIS - Tractor	2	9840	CASE - Windrower	54
9660	JOHN DEERE - Combine	165, 535	9840 Tractor	NEW HOLLAND - Tractor	643
9660 CTS	JOHN DEERE - Combine	165, 535	984P	SAME - Engine Industrial	667
9660 STS	JOHN DEERE - Combine	165, 535	985	JOHN DEERE - Combine	165, 536
966C	CATERPILLAR - Wheel Loader	84		NEW HOLLAND - Combine	637, 637
966D	CATERPILLAR - Wheel Loader	85, 405	9860 STS	JOHN DEERE - Combine	165, 536
966D (F&I)	INTERNATIONAL - Agricultural Tractor	132	9860 Tractor	NEW HOLLAND - Tractor	643
966E	CATERPILLAR - Wheel Loader	85, 405	986D	INTERNATIONAL - Agricultural Tractor	132
966F	CATERPILLAR - Wheel Loader	85, 405	9870 STS	JOHN DEERE - Combine	165
966H	CATERPILLAR - Wheel Loader	85	988	CATERPILLAR - Wheel Loader	85
9670	AGCO ALLIS - Tractor	2	9880	FORD - Agricultural Tractor	121, 466
9670 STS	JOHN DEERE - Combine	165, 535	9880 STS	JOHN DEERE - Combine	536
9675	AGCO ALLIS - Tractor	2	9880 Tractor	NEW HOLLAND - Tractor	257, 643
968	JOHN DEERE - Agricultural Tractor	153, 522	9882 Tractor	NEW HOLLAND - Tractor	257, 643
9680	FORD - Agricultural Tractor	121, 466	988B	CATERPILLAR - Wheel Loader	85
	JOHN DEERE - Combine	163, 165, 535	988F	CATERPILLAR - Wheel Loader	86
9680 Tractor	NEW HOLLAND - Tractor	257, 643	98FD	EUCLID - Truck Unit	446
9682 Tractor	NEW HOLLAND - Tractor	257, 643	99 / 99L	AUSTIN WESTERN - Grader	339
9684	NEW HOLLAND - Agricultural Tractor	634	990	DAVID BROWN - Agricultural Tractor	103, 432
9690	AGCO ALLIS - Tractor	2		JOHN DEERE - Agricultural Tractor	511, 530
9695	AGCO ALLIS - Tractor	2		NEW HOLLAND - Combine	637, 637
96FD	EUCLID - Truck Unit	446		OLIVER - Tractor	658, 658
970	CASE - Agricultural Tractor	31	990 Utility Tractor	JOHN DEERE - Utility Tractor	565
	CLARK - Skid Steer Loader	418, 421	9900	JOHN DEERE - Cotton Picker	537
9700	FORD - Agricultural Tractor	121, 465	990H	CATERPILLAR - Wheel Loader	86
972H	CATERPILLAR - Wheel Loader	85	991	DAVID BROWN - Agricultural Tractor	103, 432
973	CATERPILLAR - Track Loader	80, 402	9910	JOHN DEERE - Cotton Picker	537
9735	AGCO ALLIS - Tractor	2	992	CATERPILLAR - Wheel Loader	86, 406
974	BOBCAT - Skid Steer Loader	21, 347, 348	9920	JOHN DEERE - Cotton Picker	167, 537
	CLARK - Skid Steer Loader	93, 95, 421	992B	CATERPILLAR - Wheel Loader	86, 406
9745	AGCO ALLIS - Tractor	2	992C	CATERPILLAR - Wheel Loader	86, 406
975	BOBCAT - Skid Steer Loader	21, 348	992D	CATERPILLAR - Wheel Loader	86
	CLARK - Skid Steer Loader	93, 95, 421, 422		JOHN DEERE - Excavator	542, 545
	JOHN DEERE - Agricultural Tractor	144, 153, 522	992E LC	JOHN DEERE - Excavator	175, 545
	VERSATILE - Tractor	712, 713	9930	JOHN DEERE - Cotton Picker	167, 537
9750 STS	JOHN DEERE - Combine	165, 536	9935	JOHN DEERE - Cotton Picker	167, 537
9750 Tine Separator	JOHN DEERE - Combine	536	9940	JOHN DEERE - Cotton Picker	167, 537
9755	AGCO ALLIS - Tractor	2	995	CASE - Agricultural Tractor	31, 36, 364
976	FORD - Agricultural Tractor	466		DAVID BROWN - Agricultural Tractor	102, 103, 432
	VERSATILE - Tractor	712, 713		NEW HOLLAND - Combine	637, 637
9760 CTS	JOHN DEERE - Combine	536	9950	JOHN DEERE - Cotton Picker	167, 537
9760 STS	JOHN DEERE - Combine	165	996	DAVID BROWN - Agricultural Tractor	103, 432
9765	AGCO ALLIS - Tractor	2	9960	JOHN DEERE - Cotton Picker	167, 537
9770 STS	JOHN DEERE - Combine	165, 536	9965	JOHN DEERE - Cotton Picker	167, 537
9775	AGCO ALLIS - Tractor	2	997	JOHN DEERE - Mower - Z-Trak	187
977H	CATERPILLAR - Crawler Loader	382	9970	JOHN DEERE - Cotton Picker	167, 537
977K	CATERPILLAR - Track Loader	80, 402	9976	JOHN DEERE - Cotton Picker	167, 537
977L	CATERPILLAR - Track Loader	80, 402	9986	JOHN DEERE - Cotton Picker	167, 537
9780 CTS	JOHN DEERE - Combine	165, 536	9996	JOHN DEERE - Cotton Picker	167, 537
9785	AGCO ALLIS - Tractor	2	99D	COCKSHUTT - Combine	426
97FD	EUCLID - Truck Unit	446	99-D Farm Tractor	OLIVER - Tractor	658
980	BOBCAT - Skid Steer Loader	21, 348		WHITE (OLIVER) - Tractor	725, 725
	CASE - Tractor	373, 375	9N	FORD - Agricultural Tractor	121, 465
	CATERPILLAR - Wheel Loader	83, 85, 405	9UPM	EUCLID - Loader	441
	CLARK - Skid Steer Loader	418, 422			

ALTERNATORS AND GENERATORS

ENGINE	YEAR	APPLICATION	Mfg	Amp	Volt	PART NUMBER
ABG (Allg Baumasch Gesellsch) - Tractor						
Jumbo 140						
F6L413V Deutz Diesel	1991-88	35 Amp Iskra	BO	27	24	12031N
F6L413V Deutz Diesel	1987-80	27 Amp Bosch	BO	27	24	12031N
Titan 360						
All Engines	1991-72	35 Amp Iskra	BO	27	24	12031N
F4L912 Deutz Diesel	1987-80	27 Amp Bosch	BO	27	24	12031N
TITAN_350S						
F4L912 Deutz Diesel	1991-88	35 Amp Iskra	BO	27	24	12031N
F4L912 Deutz Diesel	1987-80	27 Amp Bosch	BO	27	24	12031N
AGCO - Tractor						
ST45						
All Engines	2006-00	40 Amp Denso	ND	40	12	12189N
AGCO ALLIS - Tractor						
8360						
Cummins N14 (6-855)	2000-95	Delco 21SI, 130A	DR	130	12	7681N
Cummins N14 (6-855)	1996	Bosch Replacement Unit, 200 Amp	BO	200	12	12715N
8425						
Cummins N14 (6-855)	2000-95	Delco 21SI, 130A	DR	130	12	7681N
Cummins N14 (6-855)	1996	Bosch Replacement Unit, 200 Amp	BO	200	12	12715N
Detroit Diesel 774	2000-95	Delco 21SI, 130A	DR	130	12	7681N
Detroit Diesel 774	1996	Bosch Replacement Unit, 200 Amp	BO	200	12	12715N
8745						
4-268 AGCO (Sisu) Diesel	2000-98	Marelli System (Std.)	LU	70	12	12088N
8765						
4-268 AGCO (Sisu) Diesel	2000-98	Marelli System (Std.)	LU	70	12	12088N
8775						
6-402 AGCO (Sisu) Diesel	2000-98	Marelli System (Std.)	LU	70	12	12096N
8785						
6-402 AGCO (Sisu) Diesel	2000-98	Marelli System (Std.)	LU	70	12	12096N
9130						
6-374 Deutz Diesel	1993-91	Delco System	DR	105	12	7853N
9150						
6-374 Deutz Diesel	1993-91	Delco System	DR	105	12	7853N
9170						
6-584 Deutz Diesel	1993-91	Delco System	DR	105	12	7853N
9190						
6-584 Deutz Diesel	1993-91	Delco System	DR	105	12	7853N
9435						
6-466 Detroit Diesel	1998-94	Bosch Replacement Unit, 200 Amp	BO	200	12	12715N
9455						
6-466 Detroit Diesel	1998-94	Bosch Replacement Unit, 200 Amp	BO	200	12	12715N

ALTERNATORS

ALTERNATORS AND GENERATORS

ALTERNATORS

ENGINE	YEAR	APPLICATION	Mfg	Amp	Volt	PART NUMBER
AGCO ALLIS - Tractor (Cont'd)						
9630						
6-374 Deutz Diesel	1995-93	Delco System	DR	105	12	7853N
9635						
6-466 Detroit Diesel	1998-94	Bosch Replacement Unit, 200 Amp	BO	200	12	12715N
9650						
6-374 Deutz Diesel	1996-93	Delco System	DR	105	12	7853N
9655						
6-466 Detroit Diesel	1998-94	Bosch Replacement Unit, 200 Amp	BO	200	12	12715N
9670						
6-584 Deutz Diesel	1996-94	Delco System	DR	105	12	7853N
9675						
6-530 Detroit Diesel	1998-94	Bosch Replacement Unit, 200 Amp	BO	200	12	12715N
9690						
6-584 Deutz Diesel	1995-94	Delco System	DR	105	12	7853N
9695						
6-530 Detroit Diesel	1998-94	Bosch Replacement Unit, 200 Amp	BO	200	12	12715N
9735						
6-402 AGCO (Sisu) Dsl	2000-98	Bosch Replacement Unit, 200 Amp	BO	200	12	12715N
6-402 AGCO (Sisu) Dsl		w/Delco System	DR	130	12	7681N
9745						
6-402 AGCO (Sisu) Dsl	2000-98	Bosch Replacement Unit, 200 Amp	BO	200	12	12715N
6-402 AGCO (Sisu) Dsl		w/Delco System	DR	130	12	7681N
9755						
6-531 AGCO (Navistar) Dsl	2000-98	Bosch Replacement Unit, 200 Amp	BO	200	12	12715N
6-531 AGCO (Navistar) Dsl		w/Delco System	DR	130	12	7681N
9765						
6-531 AGCO (Navistar) Dsl	2000-98	Bosch Replacement Unit, 200 Amp	BO	200	12	12715N
6-531 AGCO (Navistar) Dsl		w/Delco System	DR	130	12	7681N
9775						
6-531 AGCO (Navistar) Dsl	2000-98	Bosch Replacement Unit, 200 Amp	BO	200	12	12715N
6-531 AGCO (Navistar) Dsl		w/Delco System	DR	130	12	7681N
9785						
6-531 AGCO (Navistar) Dsl	2000-98	Bosch Replacement Unit, 200 Amp	BO	200	12	12715N
6-531 AGCO (Navistar) Dsl		w/Delco System	DR	130	12	7681N
9815						
6-530 Detroit Diesel	1998-94	Bosch Replacement Unit, 200 Amp	BO	200	12	12715N
AGCO GLEANER - Combine						
C62						
Cummins C Series	2003-98	Bosch Replacement Unit, 200 Amp	BO	200	12	12715N

ALTERNATORS AND GENERATORS

ENGINE	YEAR	APPLICATION	Mfg	Amp	Volt	PART NUMBER
AGCO GLEANER - Combine (Cont'd)						
F3						
433 Diesel	1987-86	Delco	DR	105	12	7853N
L3						
649 Diesel	1987-86	Delco	DR	105	12	7853N
670 Diesel		Delco	DR	105	12	7853N
M3						
649 Diesel	1987-86	Delco	DR	105	12	7853N
670 Diesel		Delco	DR	105	12	7853N
R40						
Deutz BF6L913C	1991-88	Delco	DR	105	12	7853N
R42						
Cummins Diesel	2002-98	Bosch Replacement Unit, 200 Amp	BO	200	12	12715N
Cummins Diesel	1997-92	Delco	DR	105	12	7853N
Deutz BF6L913C		Delco	DR	105	12	7853N
R5						
670 Diesel	1987-86	Delco	DR	105	12	7853N
R50						
Deutz BF6L913C	1991-87	Delco	DR	105	12	7853N
R52						
Cummins Diesel	2002-98	Bosch Replacement Unit, 200 Amp	BO	200	12	12715N
Cummins Diesel	1997-92	Delco	DR	105	12	7853N
Deutz BF6L913C		Delco	DR	105	12	7853N
R6						
670 Diesel	1987-86	Delco	DR	105	12	7853N
R60						
Deutz 8-817	1991-87	Delco	DR	105	12	7853N
R62						
Cummins Diesel	2002-98	Bosch Replacement Unit, 200 Amp	BO	200	12	12715N
Cummins Diesel	1997-92	Delco	DR	105	12	7853N
Deutz BF8L513		Delco	DR	105	12	7853N
R65						
Cummins 6C, 8.3L	2007-04	Motorola System ,160 Amp	LN	160	12	8329N
Cummins Diesel	2003	Bosch Replacement Unit, 200 Amp	BO	200	12	12715N
R7						
685 Diesel	1986	Std. Delco	DR	105	12	7853N
R70						
Deutz BF8L513	1991-87	Delco	DR	105	12	7853N
R72						
Cummins M-11	2002-92	Bosch Replacement Unit, 200 Amp	BO	200	12	12715N
Cummins M-11	1997-92	Delco 21SI, 130A	DR	130	12	7681N
Deutz BF8L513		Delco	DR	105	12	7853N
R75						
Cummins M-11	2003	Bosch Replacement Unit, 200 Amp	BO	200	12	12715N
AGCO SPRA COUPE - Sprayer						
3440						
Perkins 4 Cyl. Diesel	2003-98	Delco System	DR	105	12	7853N

ALTERNATORS

ALTERNATORS AND GENERATORS

ENGINE	YEAR	APPLICATION	Mfg	Amp	Volt	PART NUMBER
AGCO SPRA COUPE - Sprayer (Cont'd)						
3640						
Perkins 4 Cyl. Diesel	2003-98	Delco System	DR	105	12	7853N
4440						
Perkins 4 Cyl. Diesel	2003-98	Delco System	DR	105	12	7853N
4640						
Perkins 4 Cyl. Diesel	2003-98	Delco System	DR	105	12	7853N
AGCO STAR - Tractor						
1000 McConell-Marc						
Cummins N14	1994-93	Bosch Replacement Unit, 200 Amp	BO	200	12	12715N
Cummins N14		w/Delco System	DR	130	12	7681N
DDAD 60		Bosch Replacement Unit, 200 Amp	BO	200	12	12715N
DDAD 60		w/Delco System	DR	130	12	7681N
8360						
Cummins N14	2002-95	Bosch Replacement Unit, 200 Amp	BO	200	12	12715N
Cummins N14		w/Delco System	DR	130	12	7681N
DDAD 60	1998-95	Bosch Replacement Unit, 200 Amp	BO	200	12	12715N
DDAD 60		w/Delco System	DR	130	12	7681N
8425						
Cummins N14	2002-95	Bosch Replacement Unit, 200 Amp	BO	200	12	12715N
Cummins N14		w/Delco System	DR	130	12	7681N
DDAD 60	1998-95	Bosch Replacement Unit, 200 Amp	BO	200	12	12715N
DDAD 60		w/Delco System	DR	130	12	7681N
900 McConell-Marc						
Cummins N14	1994-93	Bosch Replacement Unit, 200 Amp	BO	200	12	12715N
Cummins N14		w/Delco System	DR	130	12	7681N
DDAD 60		Bosch Replacement Unit, 200 Amp	BO	200	12	12715N
DDAD 60		w/Delco System	DR	130	12	7681N
AGCO WHITE - Tractor						
6124						
Cummins 6-359	1997-94	Delco System	DR	105	12	7853N
6125						
Cummins 6-359	1997-93	Delco System	DR	105	12	7853N
6144						
Cummins 6-359	1997-94	Delco System	DR	105	12	7853N
6145						
Cummins 6-359	1997-93	Delco System	DR	105	12	7853N
6175						
Cummins 6-505	1999-93	Delco System	DR	105	12	7853N
6195						
Cummins 6-505	1999-93	Delco System	DR	105	12	7853N
6215						
Cummins 6-505	1999-94	Delco System	DR	105	12	7853N
8310						
Cummins 6-359	2000-98	Bosch Replacement Unit, 200 Amp	BO	200	12	12715N
Cummins 6-359		w/Delco System	DR	130	12	7681N

ALTERNATORS

ALTERNATORS AND GENERATORS

ENGINE	YEAR	APPLICATION	Mfg	Amp	Volt	PART NUMBER
AGCO WHITE - Tractor (Cont'd)						
8410						
Cummins 6-359	2000-98	Bosch Replacement Unit, 200 Amp	BO	200	12	12715N
Cummins 6-359		w/Delco System	DR	130	12	7681N
8510						
Cummins 6-505	2000-98	Bosch Replacement Unit, 200 Amp	BO	200	12	12715N
Cummins 6-505		w/Delco System	DR	130	12	7681N
8610						
Cummins 6-505	2000-98	Bosch Replacement Unit, 200 Amp	BO	200	12	12715N
Cummins 6-505		w/Delco System	DR	130	12	7681N
8710						
Cummins 6-505	2000-98	Bosch Replacement Unit, 200 Amp	BO	200	12	12715N
Cummins 6-505		w/Delco System	DR	130	12	7681N
8810						
Cummins 6-505	2000-98	Bosch Replacement Unit, 200 Amp	BO	200	12	12715N
Cummins 6-505		w/Delco System	DR	130	12	7681N
ALLIS CHALMERS - Agricultural Tractor						
5020						
2-77 Toyosha Diesel	1985-78	Hitachi Alternator	HI	35	12	12129N
5030						
2-90 Toyosha Diesel	1985-79	Hitachi Alternator	HI	35	12	12129N
5045						
3-158 Fiat Diesel	1983-81	Bosch	BO	32	12	14949N
5050						
3-168 Fiat Diesel	1983-77	Bosch	BO	32	12	14949N
6060						
4-200 Diesel	1984-80	Delco System	DR	72	12	7186-3N
6070						
4-200 Diesel	1985-84	Delco System	DR	72	12	7186-3N
6080						
4-200 Diesel	1986-80	Delco System	DR	72	12	7186-3N
6140						
3-142 Toyosha Diesel	1985-82	Hitachi System	HI	35	12	12129N
7000						
6-301 Diesel	1979-78	72 Amp	DR	72	12	7186-3N
6-301 Diesel	1979-75	61 Amp	DR	72	12	7186-3N
7010						
6-301 Diesel	1981-80	All	DR	72	12	7186-3N
7020						
6-301 Diesel	1981-78	61 Amp	DR	72	12	7186-3N
6-301 Diesel		72 Amp	DR	72	12	7186-3N
7030						
6-426 Diesel	1974	Delco Alternator	DR	72	12	7186-3N
7040						
6-426 Diesel	1975	Delco Alternator	DR	72	12	7186-3N

ALTERNATORS

ALTERNATORS AND GENERATORS

ALTERNATORS

ENGINE	YEAR	APPLICATION	Mfg	Amp	Volt	PART NUMBER
ALLIS CHALMERS - Agricultural Tractor (Cont'd)						
7050						
6-426 Diesel	1974	Delco Alternator	DR	72	12	7186-3N
7060						
6-426 Diesel	1975	Delco Alternator	DR	72	12	7186-3N
7080						
6-426 Diesel	1975	Delco Alternator	DR	72	12	7186-3N
8010						
6-301 Diesel	1985-82	Delco 10SI Alt.	DR	72	12	7186-3N
ED-40						
4 Cyl. 138 Diesel	1968-64	All	LU	11	12	15005N
G						
2300 Diesel	1978	All	DR	72	12	7186-3N
250 Gas	1979-78	All	DR	72	12	7186-3N
ALLIS CHALMERS - Combine						
5000						
All Engines	1972-69	Lucas Generator	LU	22	12	15027N
All Models						
6 Cyl. 305 Perkins	1968-65	All	LU	11	12	15005N
Super A						
All Engines	1972-69	All	LU	11	12	15005N
F2						
2350 Diesel	1978	All	DR	72	12	7186-3N
292 Gas	1982-81	All	DR	105	12	7853N
292 Gas	1980-77	All	DR	72	12	7186-3N
4-200 Diesel	1982-81	All	DR	105	12	7853N
4-200 Diesel	1980-79	All	DR	72	12	7186-3N
6-301 Diesel	1977	All	DR	72	12	7186-3N
F3						
4-200 Diesel	1985-83	All	DR	105	12	7853N
K2						
250 Gas	1981-77	All	DR	72	12	7186-3N
4-200 Diesel	1985-81	All	DR	105	12	7853N
4-200 Diesel	1980-77	All	DR	72	12	7186-3N
L						
350 Gas	1975-72	All	DR	72	12	7186-3N
6-301 Diesel	1976-72	All	DR	72	12	7186-3N
L2						
6-301 Diesel	1979	Std. Delco	DR	72	12	7186-3N
6-301 Diesel		Upgrade 105 Amp version	DR	105	12	7186-12N-105A
6-426 Diesel	1979-78	Std. Delco	DR	72	12	7186-3N
6-426 Diesel		Upgrade 105 Amp version	DR	105	12	7186-12N-105A
6-426 Diesel	1977	All	DR	72	12	7186-3N
M						
350 Gas	1977-73	All	DR	72	12	7186-3N
6-301 Diesel	1976-73	All	DR	72	12	7186-3N
M2						
350 Gas	1977	All	DR	72	12	7186-3N

ALTERNATORS AND GENERATORS

ENGINE	YEAR	APPLICATION	Mfg	Amp	Volt	PART NUMBER
ALLIS CHALMERS - Combine (Cont'd)						
M2 (Cont'd)						
6-301 Diesel	1979-78	Std. Delco	DR	72	12	7186-3N
6-301 Diesel		Upgrade 105 Amp version	DR	105	12	7186-12N-105A
6-301 Diesel	1977	All	DR	72	12	7186-3N
6-426 Diesel	1979	Std. Delco	DR	72	12	7186-3N
6-426 Diesel		Upgrade 105 Amp version	DR	105	12	7186-12N-105A
N5						
6-426 Diesel	1986-78	Std. Delco Alt.	DR	105	12	7853N
N6						
6-426 Diesel	1986-78	Std. Delco Alt.	DR	105	12	7853N
N7						
685 Diesel	1986-79	Std. Delco Alt.	DR	105	12	7853N
ALLIS CHALMERS - Crawlers						
HD-16						
16000 Diesel	1972-69	Opt. 50 Amp	DR	50	24	7254N
HD-16DD						
16000 Diesel	1973	Opt. 50 Amp	DR	50	24	7254N
HD-16DP						
16000 Diesel	1972-71	Opt. 50 Amp	DR	50	24	7254N
HD-16PS						
16000 Diesel	1973	Opt. 50 Amp	DR	50	24	7254N
HD-21						
21000 Diesel	1973-71	Opt.	DR	50	24	7254N
HD-41						
VT-1710 Cummins	1973-70	All	DR	50	24	7254N
HD-6						
6000 Diesel	1973-70	Alternator	DR	50	24	7254N
ALLIS CHALMERS - Lift Truck						
700						
Perkins 4-203 Diesel	1979-74	Delco System	DR	72	12	7186-3N
Perkins 4-203 Gas	1979	Delco System	DR	72	12	7186-3N
Perkins 4-236 Diesel	1974-72	Delco System	DR	72	12	7186-3N
705C						
Perkins Gas & Diesel En- gines	1981-79	Delco System	DR	72	12	7186-3N
706C						
Perkins 4-203 Gas	1982-80	Delco System	DR	72	12	7186-3N
Perkins 4-236 Diesel		Delco System	DR	72	12	7186-3N
766D						
433 Diesel	1985-83	Delco System	DR	72	12	7186-3N
800						
Perkins 4-203 Diesel	1974	Delco System	DR	72	12	7186-3N
Perkins 4-236 Diesel	1974-72	Delco System	DR	72	12	7186-3N
AC-C 20 / 25 / 30						
Continental F-135	1980-74	Optional	DR	22	12	7164N

ALTERNATORS

ALTERNATORS AND GENERATORS

ENGINE	YEAR	APPLICATION	Mfg	Amp	Volt	PART NUMBER
ALLIS CHALMERS - Lift Truck (Cont'd)						
AC-C 20 / 25 / 30 (Cont'd)						
Continental F-135		Standard	DR	72	12	7186-3N
Continental F-163	1986-81	Optional	DR	22	12	7164N
Continental F-163		Standard	DR	72	12	7186-3N
AC-C 35 / 40 / 45 / 50 / 55						
Continental F-163	1986-75	Optional	DR	22	12	7164N
Continental F-163		Standard	DR	72	12	7186-3N
D-175 Diesel	1975-74	Optional	DR	22	12	7164N
D-175 Diesel		Standard	DR	72	12	7186-3N
G-153 Gas		Optional	DR	22	12	7164N
G-153 Gas		Standard	DR	72	12	7186-3N
AC-C 60 / 70 / 80 / 100 / 120						
Continental F-245	1981-75	Optional	DR	22	12	7164N
Continental F-245		Standard	DR	72	12	7186-3N
D-262 Diesel	1977-75	Optional	DR	22	12	7164N
D-262 Diesel		Standard	DR	72	12	7186-3N
G-230 Gas	1974	Optional	DR	22	12	7164N
G-230 Gas		Standard	DR	72	12	7186-3N
Waukesha VRG-220						
Gas	1985-82	Optional	DR	22	12	7164N
Waukesha VRG-220						
Gas		Standard	DR	72	12	7186-3N
AC-C 60C / 70C / 100C						
Continental F-245	1981-75	Optional	DR	22	12	7164N
Continental F-245		Standard	DR	72	12	7186-3N
G-230 Gas	1974	Optional	DR	22	12	7164N
G-230 Gas		Standard	DR	72	12	7186-3N
AC-C 60D / 70D / 80D / 100D / 120D						
D-262 Diesel	1981-75	Optional	DR	22	12	7164N
D-262 Diesel		Standard	DR	72	12	7186-3N
Waukesha VRD-220						
Diesel	1985-82	Optional	DR	22	12	7164N
Waukesha VRD-220						
Diesel		Standard	DR	72	12	7186-3N
AC-CD 60 / 70 / 80 / 100 / 120						
D-262 Diesel	1974	Optional	DR	22	12	7164N
D-262 Diesel		Standard	DR	72	12	7186-3N
AC-P 100						
D-262 Diesel	1977-74	Optional	DR	22	12	7164N
D-262 Diesel		Standard	DR	72	12	7186-3N
G-262 Gas	1974	Optional	DR	22	12	7164N
G-262 Gas		Standard	DR	72	12	7186-3N
Waukesha VRG-220						
Gas	1985-82	Optional	DR	22	12	7164N
Waukesha VRG-220						
Gas		Standard	DR	72	12	7186-3N
AC-P 100D						
D-262 Diesel	1981-75	Optional	DR	22	12	7164N
D-262 Diesel		Standard	DR	72	12	7186-3N
Waukesha VRD-220						
Diesel	1985-82	Optional	DR	22	12	7164N
Waukesha VRD-220						
Diesel		Standard	DR	72	12	7186-3N

ALTERNATORS AND GENERATORS

ENGINE	YEAR	APPLICATION	Mfg	Amp	Volt	PART NUMBER
ALLIS CHALMERS - Lift Truck (Cont'd)						
AC-P 100D (Cont'd)						
Waukesha VRG-220 Gas	1982	Optional	DR	22	12	7164N
Waukesha VRG-220 Gas		Standard	DR	72	12	7186-3N
AC-P 110						
Continental F-245	1981-79	Optional	DR	22	12	7164N
Continental F-245		Standard	DR	72	12	7186-3N
AC-P 110D						
D-262 Diesel	1981-79	Optional	DR	22	12	7164N
D-262 Diesel		Standard	DR	72	12	7186-3N
AC-P 120						
D-262 Diesel	1977-74	Optional	DR	22	12	7164N
D-262 Diesel		Standard	DR	72	12	7186-3N
G-262 Gas	1974	Optional	DR	22	12	7164N
G-262 Gas		Standard	DR	72	12	7186-3N
AC-P 120D						
D-262 Diesel	1980-75	Optional	DR	22	12	7164N
D-262 Diesel		Standard	DR	72	12	7186-3N
AC-P 130						
Continental F-245	1981-79	Optional	DR	22	12	7164N
Continental F-245		Standard	DR	72	12	7186-3N
AC-P 130D						
D-262 Diesel	1981-79	Optional	DR	22	12	7164N
D-262 Diesel		Standard	DR	72	12	7186-3N
AC-P 140						
D-262 Diesel	1977-74	Optional	DR	22	12	7164N
D-262 Diesel		Standard	DR	72	12	7186-3N
G-262 Gas	1974	Optional	DR	22	12	7164N
G-262 Gas		Standard	DR	72	12	7186-3N
AC-P 140D						
D-262 Diesel	1980-75	Optional	DR	22	12	7164N
D-262 Diesel		Standard	DR	72	12	7186-3N
AC-P 150						
Continental F-245	1981-79	Optional	DR	22	12	7164N
Continental F-245		Standard	DR	72	12	7186-3N
AC-P 150D						
D-262 Diesel	1981-79	Optional	DR	22	12	7164N
D-262 Diesel		Standard	DR	72	12	7186-3N
AC-P 165 / 185 / 225						
649 Diesel	1985-81	Optional	DR	22	12	7164N
649 Diesel		Standard	DR	72	12	7186-3N
AC-P 20 / 25 / 30						
Continental F-135	1980-74	Optional	DR	22	12	7164N
Continental F-135		Standard	DR	72	12	7186-3N
Continental F-163	1985-81	Optional	DR	22	12	7164N
Continental F-163		Standard	DR	72	12	7186-3N
AC-P 40 / 50						
Continental F-163	1985-79	Optional	DR	22	12	7164N
Continental F-163	1985-75	Standard	DR	72	12	7186-3N

ALTERNATORS

ALTERNATORS AND GENERATORS

ENGINE	YEAR	APPLICATION	Mfg	Amp	Volt	PART NUMBER
ALLIS CHALMERS - Lift Truck (Cont'd)						
AC-P 40 / 50 (Cont'd)						
Continental F-163	1977-75	Optional	DR	22	12	7164N
Continental G-153	1974	Optional	DR	22	12	7164N
Continental G-153		Standard	DR	72	12	7186-3N
AC-P 40D / 50D						
Perkins 4-203 Diesel	1981-75	Standard	DR	72	12	7186-3N
Perkins 4-203 Diesel	1981	Optional	DR	22	12	7164N
Teledyne (Cont.) TMD 27	1985-82	Optional	DR	22	12	7164N
Teledyne (Cont.) TMD 27		Standard	DR	72	12	7186-3N
AC-P 60 / 70 / 80						
Continental F-245	1981-75	Optional	DR	22	12	7164N
Continental F-245		Standard	DR	72	12	7186-3N
G-230 Gas	1974	Optional	DR	22	12	7164N
G-230 Gas		Standard	DR	72	12	7186-3N
Waukesha VRG-220						
Gas	1985-82	Optional	DR	22	12	7164N
Waukesha VRG-220						
Gas		Standard	DR	72	12	7186-3N
AC-P 60D / 70D / 80D						
Waukesha VRD-220						
Diesel	1985-82	Optional	DR	22	12	7164N
Waukesha VRD-220						
Diesel		Standard	DR	72	12	7186-3N
AC-S 100 / 120						
Continental F-245	1981-75	Optional	DR	22	12	7164N
Continental F-245		Standard	DR	72	12	7186-3N
D-262 Diesel	1977-75	Optional	DR	22	12	7164N
D-262 Diesel		Standard	DR	72	12	7186-3N
AC-S 100D / 120D						
D-262 Diesel	1981-75	Optional	DR	22	12	7164N
D-262 Diesel		Standard	DR	72	12	7186-3N
AC-S 70						
Continental F-163	1985-79	Optional	DR	22	12	7164N
Continental F-163		Standard	DR	72	12	7186-3N
AC-S 70D						
Perkins 4-203 Diesel	1981-75	Standard	DR	72	12	7186-3N
Perkins 4-203 Diesel	1981	Optional	DR	22	12	7164N
Teledyne (Cont.) TMD 27	1985-82	Optional	DR	22	12	7164N
Teledyne (Cont.) TMD 27		Standard	DR	72	12	7186-3N
FPD-60 / FPD-70 / FPD-80						
D-262 Diesel	1977-74	Opt. Alternator	DR	22	12	7164N
D-262 Diesel		Std. Alternator	DR	72	12	7186-3N
FPD-60D / FPD-70D / FPD-80D						
D-262 Diesel	1978-74	Opt. Alternator	DR	22	12	7164N
D-262 Diesel		Std. Alternator	DR	72	12	7186-3N
ALLIS CHALMERS - Loader						
540						
172 Gas - Ford	1980-75	Delco System	DR	72	12	7186-3N
Ford Diesel Engines	1980-79	Delco System	DR	72	12	7186-3N

ALTERNATORS AND GENERATORS

ENGINE	YEAR	APPLICATION	Mfg	Amp	Volt	PART NUMBER
ALLIS CHALMERS - Loader (Cont'd)						
545						
2900 Diesel	1972	Optional	DR	72	12	7186-3N
2900 Diesel		Standard	DR	72	12	7186-3N
605B						
2900 Diesel	1972	Delco System	DR	72	12	7186-3N
640						
4-203 Perkins	1986-81	Delco System	DR	72	12	7186-3N
645B						
3500 Diesel	1972	Standard	DR	50	24	7254N
705D						
433 Diesel	1985-81	Delco System	DR	72	12	7186-3N
706D						
433 Diesel	1985-81	Delco System	DR	72	12	7186-3N
708D						
433 Diesel	1985-81	Delco System	DR	72	12	7186-3N
710C						
433 Diesel	1982-81	Delco System	DR	72	12	7186-3N
714B						
4-236 Perkins	1985-80	Delco System	DR	72	12	7186-3N
714C						
433 Diesel	1985-81	Delco System	DR	72	12	7186-3N
715						
4-203 Perkins	1974	Delco System	DR	72	12	7186-3N
4-236 Perkins	1979-72	Delco System	DR	72	12	7186-3N
715B						
4-236 Perkins	1982-80	Delco System	DR	72	12	7186-3N
Perkins 4-236		Delco System	DR	72	12	7186-3N
716C						
433 Diesel	1985-81	Delco System	DR	72	12	7186-3N
766						
433 Diesel	1982-81	Delco System	DR	72	12	7186-3N
945						
25000 Diesel	1986-80	Delco (Opt.)	DR	50	24	7254N
25000 Diesel		Delco (Std.)	DR	45	24	7297N
25000 Diesel	1979-73	Opt.	DR	50	24	7254N
ALLIS CHALMERS - Power Unit						
11000						
Diesel Engines	1981-75	24 Volt-50 Amp	DR	50	24	7254N
21000						
Diesel Engines	1978-72	24 Volt-50 Amp	DR	50	24	7254N
25000						
Diesel Engines	1978-75	24 Volt-50 Amp	DR	50	24	7254N
2800 Mark I						
Diesel Engines	1981-73	All	DR	72	12	7186-3N

ALTERNATORS

ALTERNATORS AND GENERATORS

ALTERNATORS

ENGINE	YEAR	APPLICATION	Mfg	Amp	Volt	PART NUMBER
ALLIS CHALMERS - Power Unit (Cont'd)						
2900 Mark II						
Diesel Engines	1981-73	All	DR	72	12	7186-3N
433						
Diesel Engines	1986-80	All	DR	72	12	7186-3N
6138						
Diesel Engines	1986-85	Optional	DR	45	24	7297N
Diesel Engines	1984	Optional	DR	50	24	7254N
Diesel Engines	1983	Optional	DR	45	24	7297N
Diesel Engines	1982-81	Optional	DR	50	24	7254N
Diesel Engines	1980	Optional	DR	45	24	7297N
Diesel Engines	1979	Optional	DR	50	24	7254N
649						
Diesel Engines	1986-79	All	DR	72	12	7186-3N
685						
Diesel Engines	1986-85	Optional	DR	45	24	7297N
Diesel Engines	1984-83	Optional	DR	50	24	7254N
Diesel Engines	1982-81	Optional	DR	45	24	7297N
Diesel Engines	1980-79	Optional	DR	50	24	7254N
D-175						
Diesel Engines	1979-78	All	DR	72	12	7186-3N
D-262						
Diesel Engines	1979-78	All	DR	72	12	7186-3N
ALLIS CHALMERS - Scraper						
260B						
25000 Diesel	1973	Opt.	DR	50	24	7254N
261B						
25000 Diesel	1973	Opt.	DR	50	24	7254N
ALLIS CHALMERS - Sprayer						
F-85						
All Engines	All	Opt. Dustproof	DR	22	12	7164N
All Engines		Std.	DR	72	12	7186-3N
ALLIS CHALMERS - Tractor Loader						
TL 650						
AC-2200 Diesel	1974	Delco System	DR	72	12	7186-3N
ALLMAND - Tractor						
TLB 425						
All Engines	All	All	ND	30	12	12190N
ALLMAND - Various Equipment						
Nite-Light Pro						
All Engines	All	All	ND	30	12	12190N

ALTERNATORS AND GENERATORS

ENGINE	YEAR	APPLICATION	Mfg	Amp	Volt	PART NUMBER
AMIDA - Various Equipment						
AL4000						
All Engines	2000-94	All	ND	30	12	12190N
LT5000						
All Engines	2000-94	All	ND	30	12	12190N
APACHE - Sprayer						
Apache 790						
Cummins 4BT, 3.9L	2007-06	DR, 19SI / 105A	DR	105	12	8098N
Cummins 4BT, 3.9L	2005-99	DR, 19SI / 105A	DR	105	12	8098N
Cummins 6 Cyl. Dsl.	2007-99	DR, 19SI / 105A	DR	105	12	8098N
Apache Plus 1090						
All Engines	2007-01	All	BO	95	12	12145N
Apache Plus 790						
Cummins 4BT, 3.9L	2007-99	DR, 19SI / 105A	DR	105	12	8098N
Cummins 6 Cyl. Dsl.		DR, 19SI / 105A	DR	105	12	8098N
Apache Plus 890						
Cummins Diesel	2007-99	DR, 19SI / 105A	DR	105	12	8098N
ATLAS - Excavator						
2002						
KHD F6L413V Engine	1988-80	All	BO	27	24	12031N
2502						
KHD F8L413V Engine	1988-80	All	BO	27	24	12031N
2502B						
KHD F10L413V Engine	1988-80	All	BO	27	24	12031N
ATLAS COPCO - Compressor						
Various Models						
3 Cyl. Diesel	1980-	All	BO	32	12	14949N
XAS175						
4045T J.Deere	1996-	All	BO	65	12	12161N
XAS400						
Cummins Engines	1996-	All	DR	45	24	7297N
XAS90						
4039 J.Deere	1997-	Magneton Alternator	MA	55	12	12140N
ATLAS COPCO - Misc. Equipment						
AX430						
NT855 Cummins	1993-88	All	BO	45	24	12295N
PR425						
KHD F6L413	1986-80	From 4/1980	BO	27	24	12031N
PR700						
KHD F10L413	1986-80	From 4/1980	BO	27	24	12031N
XAMS355						
Cummins C8.3	1997	All	DR	45	24	7297N

ALTERNATORS

ALTERNATORS AND GENERATORS

ENGINE	YEAR	APPLICATION	Mfg	Amp	Volt	PART NUMBER
AUSA - Lift Truck						
C150H						
V1505-E2B Kubota Diesel	2006	All	ND	45	12	12202N
C150Hx4						
V1505-E2B Kubota Diesel	2006	All	ND	45	12	12202N
AUSTIN WESTERN - Crane						
714						
GM 5043	1979-78	Std.	DR	72	12	7186-3N
AUSTIN WESTERN - Grader						
301						
DD 4-71N	1979-76	All	DR	72	12	7186-3N
BAKER - Lift Truck						
FGD-30						
All Engines	1971-	Delco System	DR	72	12	7186-3N
FGD-55						
All Engines	1971-	Delco System	DR	72	12	7186-3N
FGF-30						
All Engines	1971-	Delco System	DR	72	12	7186-3N
FGF-50						
All Engines	1971-	Delco System	DR	72	12	7186-3N
FID-30						
All Engines	1971-	Delco System	DR	72	12	7186-3N
FID-55						
All Engines	1971-	Delco System	DR	72	12	7186-3N
FID-60						
All Engines	1971-	Delco System	DR	72	12	7186-3N
FID-80						
All Engines	1971-	Delco System	DR	72	12	7186-3N
FIF-30						
All Engines	1971-	Delco System	DR	72	12	7186-3N
FIF-50						
All Engines	1971-	Delco System	DR	72	12	7186-3N
FJD-30						
All Engines	1971-	Delco System	DR	72	12	7186-3N
FJD-55						
All Engines	1971-	Delco System	DR	72	12	7186-3N
FJD-60						
All Engines	1971-	Delco System	DR	72	12	7186-3N
FJD-80						
All Engines	1971-	Delco System	DR	72	12	7186-3N

ALTERNATORS

ALTERNATORS AND GENERATORS

ENGINE	YEAR	APPLICATION	Mfg	Amp	Volt	PART NUMBER
BAKER - Lift Truck (Cont'd)						
FJF-30						
All Engines	1971-	Delco System	DR	72	12	7186-3N
FJF-50						
All Engines	1971-	Delco System	DR	72	12	7186-3N
FMD-30						
All Engines	1971-	Delco System	DR	72	12	7186-3N
FMD-55						
All Engines	1971-	Delco System	DR	72	12	7186-3N
FMD-60						
All Engines	1971-	Delco System	DR	72	12	7186-3N
FMD-80						
All Engines	1971-	Delco System	DR	72	12	7186-3N
FMF-30						
All Engines	1971-	Delco System	DR	72	12	7186-3N
FMF-50						
All Engines	1971-	Delco System	DR	72	12	7186-3N
BELL - Grader						
670CH						
All Engines	2002-97	Dual Foot Mount	BO	80	24	12157N
All Engines		Single Foot Mount Australian Bosch	BO	55	24	12587N
All Engines		Single Foot Mount North American Bosch	BO	45	24	12148N
770CH						
All Engines	2002-97	Dual Foot Mount	BO	80	24	12157N
All Engines		Single Foot Mount Australian Bosch	BO	55	24	12587N
All Engines		Single Foot Mount North American Bosch	BO	45	24	12148N
BELL - Loader - Backhoe						
310SG						
All Engines	2005	Australian Bosch	BO	65	12	12161N
All Engines		North American Bosch	BO	65	12	12161N
All Engines	2004-03	North American Bosch	BO	95	12	12145N
All Engines	2004	Australian Bosch	BO	95	12	12159N
All Engines	2003-01	Australian Bosch	BO	65	12	12161N
All Engines	2002	North American Bosch	BO	65	12	12161N
All Engines	2001	North American Bosch	BO	95	12	12145N
All Engines	2000	Australian Bosch	BO	95	12	12159N
All Engines		North American Bosch	BO	65	12	12161N
315SG						
All Engines	2005-03	North American Bosch	BO	95	12	12145N
All Engines	2005-00	Australian Bosch	BO	65	12	12161N
All Engines	2002	North American Bosch	BO	65	12	12161N
All Engines	2001	North American Bosch	BO	95	12	12145N
All Engines	2000	North American Bosch	BO	65	12	12161N
BOBCAT - Excavator						
220						
Kubota D750 Diesel	1998-90	Mando System	MD	55	12	12175N

ALTERNATORS

ALTERNATORS AND GENERATORS

ALTERNATORS

ENGINE	YEAR	APPLICATION	Mfg	Amp	Volt	PART NUMBER
BOBCAT - Excavator (Cont'd)						
225						
Kubota D1402 Diesel	1998-90	Mando System	MD	55	12	12175N
231						
Kubota D1902 Diesel	1998-90	Mando System	MD	55	12	12175N
325C						
Kubota D1703EB Diesel	2000-96	Mando System	MD	55	12	12175N
325D						
Kubota D1703B Diesel	All	Mando System	MD	55	12	12175N
331						
Kubota V2203EB Diesel	2000	Mando System	MD	55	12	12175N
331C						
Kubota V2203B Diesel	2000-96	Mando System	MD	55	12	12175N
331E						
Kubota V2203EB Diesel	All	Mando System	MD	55	12	12175N
331EC						
Kubota V2203B Diesel	2000-93	Mando System	MD	55	12	12175N
337C						
Kubota V2203B Diesel	2000-97	Mando System	MD	55	12	12175N
337D						
Kubota V2003TEB Diesel	2000	Mando System	MD	55	12	12175N
BOBCAT - Loader						
1600						
Kubota V1702 Diesel	1993-86	Std.	MD	55	12	12175N
Kubota V1702 Diesel	1985-83	Std.	DR	72	12	7186-3N
2000						
Perkins 4-154 Diesel	1982-81	Opt.	DR	22	12	7164N
Perkins 4-154 Diesel		Std.	DR	72	12	7186-3N
Perkins 4-154-200 Diesel	1987-86	Std.	MD	55	12	12175N
Perkins 4-154-200 Diesel	1985-83	Std.	DR	72	12	7186-3N
2400						
Perkins 4-236 Diesel	1991-88	Std.	MD	55	12	12175N
2410						
Perkins 4-236 Diesel	1993-89	Std.	MD	55	12	12175N
T200						
Deutz BF4M1011F Diesel	1999	Valeo System	MD	90	12	12390N
BOBCAT - Skid Steer Loader						
440						
Kohler KT17QS Gas	1985-83	All	DR	72	12	7186-3N
440B						
Kohler M18QS Gas	1986-84	All	MD	55	12	12175N

ALTERNATORS AND GENERATORS

ENGINE	YEAR	APPLICATION	Mfg	Amp	Volt	PART NUMBER
BOBCAT - Skid Steer Loader (Cont'd)						
443						
Kubota D750B Diesel	1993-83	Opt.	DR	22	12	7164N
Kubota D750B Diesel		Std.	DR	72	12	7186-3N
443B						
Kubota D750B Diesel	1998-93	All	MD	55	12	12175N
520						
Kohler K-582S Gas	1977-76	All	DR	22	12	7164N
530						
Kohler K-582S Gas	1981	Opt.	DR	22	12	7164N
Kohler K-582S Gas		Std.	DR	72	12	7186-3N
Kohler K-582S Gas	1980-77	All	DR	22	12	7164N
533						
Isuzu 2AA1 Diesel	1981-76	All	DR	72	12	7186-3N
540						
Kohler K-582S Gas	1986-81	All	DR	72	12	7186-3N
542B						
Ford VSG411 Gas	1993-88	All	MD	55	12	12175N
543						
Isuzu 2AA1 Diesel	1982-81	All	DR	72	12	7186-3N
Kubota D950B Diesel	1993-86	All	MD	55	12	12175N
Kubota D950B Diesel	1985-82	Opt.	DR	22	12	7164N
Kubota D950B Diesel		Std.	DR	72	12	7186-3N
543B						
Kubota D950B Diesel	1994-93	All	MD	55	12	12175N
553						
Kubota D1005B Diesel	2000-95	Mando System	MD	55	12	12175N
553F						
Kubota D1005B Diesel	2000-95	Mando System	MD	55	12	12175N
610						
Wisconsin VH4D Gas	1981-72	All	DR	72	12	7186-3N
620						
Wisconsin VH4D Gas	1979-74	All	DR	72	12	7186-3N
630						
Wisconsin VH4D Gas	1981-77	All	DR	72	12	7186-3N
631						
Deutz F2L411D Diesel	1980-77	Internal Reg.	DR	22	12	7164N
Deutz F2L511D Diesel	1981	Internal Reg.	DR	22	12	7164N
632						
Ford 4-98 Gas	1981-77	All	DR	72	12	7186-3N
641						
Deutz F2L511 Diesel	1990-86	All	MD	55	12	12175N
Deutz F2L511 Diesel	1985-83	Opt.	DR	22	12	7164N
Deutz F2L511 Diesel	1985-80	Std.	DR	72	12	7186-3N
642						
Ford 4-98 Gas	1986-81	Opt.	DR	22	12	7164N
Ford 4-98 Gas		Std.	DR	72	12	7186-3N

ALTERNATORS

ALTERNATORS AND GENERATORS

ENGINE	YEAR	APPLICATION	Mfg	Amp	Volt	PART NUMBER
BOBCAT - Skid Steer Loader (Cont'd)						
642B						
Mitsubishi 4G32 Gas	1992-86	All	MD	55	12	12175N
643						
Kubota D1402BA Diesel	1992-86	All	MD	55	12	12175N
Kubota D1402BA Diesel	1985-83	Opt.	DR	22	12	7164N
Kubota D1402BA Diesel	1985-81	Std.	DR	72	12	7186-3N
720						
Wisconsin VH4D Gas / LP	1979-77	All	DR	72	12	7186-3N
722						
Ford 4-98 Gas	1979-76	All	DR	72	12	7186-3N
732						
Ford 4-98 Gas	1981-78	All	DR	72	12	7186-3N
733						
Kubota V1702 Diesel	1980	All	DR	72	12	7186-3N
741						
Deutz F2L511D Diesel	1990-86	All	MD	55	12	12175N
Deutz F2L511D Diesel	1985-83	Opt.	DR	22	12	7164N
Deutz F2L511D Diesel	1985-81	Std.	DR	72	12	7186-3N
742						
Ford 4-98 Gas	1990-86	All	MD	55	12	12175N
Ford 4-98 Gas	1985-83	Opt.	DR	22	12	7164N
Ford 4-98 Gas	1985-81	Std.	DR	72	12	7186-3N
742B						
Mitsubishi 4G32 Gas	1995-91	All	MD	55	12	12175N
743						
Kubota V1702BA Diesel	1990-86	All	MD	55	12	12175N
Kubota V1702BA Diesel	1985-83	Opt.	DR	22	12	7164N
Kubota V1702BA Diesel	1985-81	Std.	DR	72	12	7186-3N
743B						
Kubota V1702BA Diesel	1994-91	All	MD	55	12	12175N
743DS						
Kubota V1702BA Diesel	1990-83	All	MD	55	12	12175N
751C						
Peugeot XUD9 Diesel	1997-95	All	MD	55	12	12175N
753						
Kubota V2203B Diesel	1994-90	All	MD	55	12	12175N
753 Loader						
Kubota V1903EB Diesel	2003-99	All	MD	55	12	12175N
753C						
Kubota V2203B Diesel	1997-94	All	MD	55	12	12175N
753F						
Kubota V2203B Diesel	1999-97	All	MD	55	12	12175N
753G						
Kubota V1903EB Diesel	1999	All	MD	55	12	12175N

ALTERNATORS

ALTERNATORS AND GENERATORS

ENGINE	YEAR	APPLICATION	Mfg	Amp	Volt	PART NUMBER
BOBCAT - Skid Steer Loader (Cont'd)						
753H						
Kubota V2203B Diesel	1994-93	All	MD	55	12	12175N
753HC						
Kubota V2203B Diesel	1995-94	All	MD	55	12	12175N
753L						
Kubota V2203B Diesel	1994	All	MD	55	12	12175N
763						
Kubota V2203EB Diesel	2003-99	All	MD	55	12	12175N
763C						
Kubota V2203EB Diesel	1997-94	All	MD	55	12	12175N
763F						
Kubota V2203EB Diesel	1997-94	All	MD	55	12	12175N
763G						
Kubota V2203EB Diesel	1999	All	MD	55	12	12175N
763HC						
Kubota V2203EB Diesel	1997-95	All	MD	55	12	12175N
763HF						
Kubota V2203EB Diesel	1999-97	All	MD	55	12	12175N
763HG						
Kubota V2203EB Diesel	2000-99	All	MD	55	12	12175N
773						
Kubota V2203E	1995-94	All	MD	55	12	12175N
773C						
Kubota V2203EB Diesel	1997-94	All	MD	55	12	12175N
773F						
Kubota V2203EB Diesel	1999-97	All	MD	55	12	12175N
773G						
Kubota V2203EB Diesel	1999	All	MD	55	12	12175N
773TG						
Kubota V2203EB Diesel	1999	All	MD	55	12	12175N
7753						
Kubota V2203B Diesel	1994-91	All	MD	55	12	12175N
825						
Perkins 4-108 Diesel	1982-74	Std.	DR	22	12	7164N
833						
Perkins 4-154 Diesel	1980-79	Std.	DR	22	12	7164N
843						
Perkins 4-154 Diesel	1982-81	Std.	DR	72	12	7186-3N
Perkins 4-154/200 Diesel	1986-83	Opt.	DR	22	12	7164N
Perkins 4-154/200 Diesel		Std.	DR	72	12	7186-3N
843B						
Isuzu 4JB1PK-01 Diesel	1992-90	All	MD	55	12	12175N

ALTERNATORS

ALTERNATORS AND GENERATORS

ENGINE	YEAR	APPLICATION	Mfg	Amp	Volt	PART NUMBER
BOBCAT - Skid Steer Loader (Cont'd)						
843HC						
Isuzu 4JB1PK-01 Diesel	1992-89	All	MD	55	12	12175N
853						
Isuzu 4JB1PK-03 Diesel	1994-90	All	MD	55	12	12175N
853C						
Isuzu 4JB1PK-03 Diesel	1999-94	All	MD	55	12	12175N
853H						
Isuzu 4JB1PK-03 Diesel	1994-91	All	MD	55	12	12175N
853HC						
Isuzu 4JB1PK-03 Diesel	1996-94	All	MD	55	12	12175N
863						
Deutz BF4M1011F Diesel	2003-99	All	MD	55	12	12175N
863C						
Deutz BF4M1011 Diesel	1997-96	All	MD	55	12	12175N
863F						
Deutz BF4M1011 Diesel	1999-97	All	MD	55	12	12175N
863G						
Deutz BF4M1011F Diesel	2003-99	All	MD	55	12	12175N
863HC						
Deutz BF4M1011 Diesel	1997-96	All	MD	55	12	12175N
863HF						
Deutz BF4M1011 Diesel	1999-96	All	MD	55	12	12175N
863HG						
Deutz BF4M1011F Diesel	2003-99	All	MD	55	12	12175N
873						
Deutz BF4M1011F Diesel	2002-99	All	MD	55	12	12175N
873C						
Deutz BF4M1011 Diesel	1997-95	All	MD	55	12	12175N
873F						
Deutz BF4M1011 Diesel	1999-97	All	MD	55	12	12175N
873G						
Deutz BF4M1011F Diesel	1999	All	MD	55	12	12175N
873HG						
Deutz BF4M1011F Diesel	1999	All	MD	55	12	12175N
943						
Perkins 4-236 Diesel	1994-86	All	MD	55	12	12175N
Perkins 4-236 Diesel	1985	All	DR	72	12	7186-3N
953C						
Perkins 4-236 Diesel	1999-95	All	MD	55	12	12175N

ALTERNATORS

ALTERNATORS AND GENERATORS

ENGINE	YEAR	APPLICATION	Mfg	Amp	Volt	PART NUMBER
BOBCAT - Skid Steer Loader (Cont'd)						
963						
Perkins 1004-40T Diesel	2002-97	All	MD	55	12	12175N
963G						
Perkins 1004-40T Diesel	2002-99	All	MD	55	12	12175N
974						
Perkins 4-236 Diesel	1990-86	All	MD	55	12	12175N
Perkins 4-236 Diesel	1985-80	Std.	DR	72	12	7186-3N
Perkins 4-236 Diesel	1982-80	Opt.	DR	22	12	7164N
975						
J. Deere 4-276 Diesel	1990-86	All	MD	55	12	12175N
J. Deere 4-276 Diesel	1985-81	Std.	DR	72	12	7186-3N
J. Deere 4-276 Diesel	1982-81	Opt.	DR	22	12	7164N
J. Deere 4-276 Diesel	1980-77	Std.	DR	22	12	7164N
980						
Cummins 4BT, 3.9L Diesel	1993-86	All	MD	55	12	12175N
M-371						
Kohler K-321S Gas	1977-71	All	DR	22	12	7164N
M-610						
Wisconsin VH4D Gas / LP	1982-79	All	DR	72	12	7186-3N
M-620						
Wisconsin VH4D Gas	1976-75	All	DR	72	12	7186-3N
S185						
Kubota V2203TEB Diesel	2003-02	Valeo System	MD	90	12	12390N
S250						
Kubota V3300DI Turbo Diesel	2003-02	Valeo System	MD	90	12	12390N
BOBCAT - Trencher						
3022						
Mitsubishi 4G32 Gas	1992-89	All	MD	55	12	12175N
3023						
Kubota V1702 Diesel	1992-89	All	MD	55	12	12175N
BOBCAT - Wheel Tractor						
B200						
Kubota D1105 Turbo	2003-02	Denso System	ND	45	12	12202N
BOBCAT - Wood Loader						
1074						
Perkins 4-236 Diesel	1982-75	Opt.	DR	22	12	7164N
Perkins 4-236 Diesel		Std.	DR	72	12	7186-3N
1075						
John Deere 4-276 Diesel	1981-75	Std.	DR	72	12	7186-3N

ALTERNATORS

ALTERNATORS AND GENERATORS

ENGINE	YEAR	APPLICATION	Mfg	Amp	Volt	PART NUMBER
BOBCAT - Wood Loader (Cont'd)						
1080						
John Deere 4-276 Diesel	1982-79	Opt.	DR	22	12	7164N
John Deere 4-276 Diesel		Std.	DR	72	12	7186-3N
1080B						
John Deere 4-276 Diesel	1985-83	Std.	DR	72	12	7186-3N
1213						
Isuzu 4JB1PK Diesel	1988-85	All	MD	55	12	12175N
BPM - Engine Industrial						
Arctic 157						
4.2L	1987-62	Bosch	BO	32	12	14949N
Arctic 181						
4.2L	1987-62	Bosch	BO	32	12	14949N
Ionic 144						
3.0L	1988-62	Bosch	BO	32	12	14949N
Oceanic 235						
5.7L	1987-63	Bosch	BO	32	12	14949N
Oceanic 265S						
5.7L	1992-63	Bosch	BO	32	12	14949N
V12 / 570						
12.0L	1992-72	Bosch	BO	32	12	14949N
V12 / 620S						
12.0L	1992-72	Bosch	BO	32	12	14949N
Vulcano 375						
8.0L	1992-68	Bosch	BO	32	12	14949N
Vulcano 450						
7.9L	1992-68	Bosch	BO	32	12	14949N
BUHLER GENESIS - Agricultural Tractor						
GENESIS 2180						
Genesis 7.5L Diesel	2007-02	Delco 21SI, 130A	DR	130	12	7681N
GENESIS 2210						
Genesis 7.5L Diesel	2007-02	Delco 21SI, 130A	DR	130	12	7681N
CARRIER TRANSICOLD - Misc. Equipment						
Silverhawk						
Various Engines	1982-	Motorola Int. Reg. (3 Hole Mtg.)	MO	37	12	8056N
Various Models						
CT4-91-TV 1.5L Diesel	All	Motorola 65 Amp Alternator	MO	65	12	8625N
D600		Paris Rhone 70 Amp Alternator	PR	70	12	12462N
EA300		Paris Rhone 50 Amp Alternator	VA	70	12	12459N
Kubota CT3-69-TV (D1105) Diesel		Paris Rhone 50 Amp Alternator	VA	70	12	12459N
Kubota CT3-69-TV (D1105) Diesel		Paris Rhone 70 Amp Alternator	VA	70	12	12459N
Kubota CT4-114 (V1902) Diesel		Motorola 37 Amp (I/R, Diode Trio)	MO	37	12	8056N

ALTERNATORS

ALTERNATORS AND GENERATORS

ENGINE	YEAR	APPLICATION	Mfg	Amp	Volt	PART NUMBER
CARRIER TRANSICOLD - Misc. Equipment (Cont'd)						
Various Models (Cont'd)						
Kubota CT4-114 (V1902) Diesel		Motorola 65 Amp Alternator	MO	65	12	8625N
Kubota CT4-114 (V1902-DI) Diesel		Motorola 37 Amp (I/R, Diode Trio)	MO	37	12	8056N
Kubota CT4-114-TV (V1902-TV) Diesel		Motorola (6203 DE Bearing)	MO	65	12	8619N
Kubota CT4-114-TV (V1902-TV) Diesel		Motorola (6303 DE Bearing)	MO	65	12	8618N
Kubota CT4-134 (V2203) Diesel		Motorola 37 Amp (I/R, Diode Trio)	MO	37	12	8056N
Kubota CT4-134 (V2203-DI) Diesel		Motorola 37 Amp (I/R, Diode Trio)	MO	37	12	8056N
Kubota CT4-134 (V2203-DI) Diesel		Motorola 65 Amp (6203 DE Bearing)	MO	65	12	8619N
Kubota CT4-134 (V2203-DI) Diesel		Motorola 65 Amp (6303 DE Bearing)	MO	65	12	8618N
Kubota CT4-134-TV (V2203-TV) Diesel		Motorola 37 Amp (I/R, Diode Trio)	MO	37	12	8056N
Kubota CT4-134-TV (V2203-TV) Diesel		Motorola 65 Amp (6203 DE Bearing)	MO	65	12	8619N
Kubota CT4-134-TV (V2203-TV) Diesel		Motorola 65 Amp (6303 DE Bearing)	MO	65	12	8618N
Kubota CT4-134-TV (V2203-TV) Diesel		Motorola 65 Amp Alternator	MO	65	12	8625N
Mercedes OM636 Diesel	1980-	Motorola 37 Amp (I/R, Diode Trio)	MO	37	12	8056N
Perkins 4.108 Diesel		Motorola 37 Amp (I/R, Diode Trio)	MO	37	12	8056N
Various Engines	1998-	Motorola Int. Reg. (3 Hole Mtg.)	MO	65	12	8618N
Various Engines	1980-74	Motorola Ext. Reg. (1 Hole Mtg.)	MO	37	12	7444N
ZB400	All	Paris Rhone 50 Amp Alternator	VA	70	12	12459N
CARRIER TRANSICOLD - Trailer Unit						
Eagle Plus						
Kubota CT4-114 (V1902) Diesel	All	Motorola 37 Amp (I/R, Diode Trio)	MO	37	12	8056N
Kubota CT4-114 (V1902-DI) Diesel		Motorola 37 Amp (I/R, Diode Trio)	MO	37	12	8056N
Kubota CT4-134 (V2203) Diesel		Motorola 37 Amp (I/R, Diode Trio)	MO	37	12	8056N
Kubota CT4-134 (V2203-DI) Diesel		Motorola 37 Amp (I/R, Diode Trio)	MO	37	12	8056N
Kubota CT4-134-TV (V2203-TV) Diesel		Motorola 37 Amp (I/R, Diode Trio)	MO	37	12	8056N
Europhoenix						
Kubota CT4-114 (V1902) Diesel	All	Motorola 65 Amp Alternator	MO	65	12	8625N
Extra						
Kubota CT4-114-TV (V1902-TV) Diesel	All	Motorola (6203 DE Bearing)	MO	65	12	8619N
Kubota CT4-134-TV (V2203-TV) Diesel		Motorola (6203 DE Bearing)	MO	65	12	8619N
Genesis R70						
Kubota CT3-69-TV (D1105) Diesel	All	Paris Rhone 70 Amp Alternator	VA	70	12	12459N

ALTERNATORS

ALTERNATORS AND GENERATORS

ENGINE	YEAR	APPLICATION	Mfg	Amp	Volt	PART NUMBER
CARRIER TRANSICOLD - Trailer Unit (Cont'd)						
Genesis R90						
Kubota CT3-69-TV (D1105) Diesel	All	Paris Rhone 50 Amp Alternator	VA	70	12	12459N
Genesis TM1000						
Kubota CT4-134 (V2203-DI) Diesel	All	Motorola 65 Amp (6203 DE Bearing)	MO	65	12	8619N
Genesis TM900						
Kubota CT4-134 (V2203-DI) Diesel	All	Motorola 65 Amp (6203 DE Bearing)	MO	65	12	8619N
Genesis TR100						
Kubota CT4-134-TV (V2203-TV) Diesel	All	Motorola 65 Amp (6203 DE Bearing)	MO	65	12	8619N
Mistral 310						
EA300	All	Paris Rhone 50 Amp Alternator	VA	70	12	12459N
Mistral 410						
ZB400	All	Paris Rhone 50 Amp Alternator	VA	70	12	12459N
Mistral 710						
D600	All	Paris Rhone 70 Amp Alternator	PR	70	12	12462N
NDB40						
Perkins 4.108 Diesel	All	Motorola 37 Amp (I/R, Diode Trio)	MO	37	12	8056N
NDE40						
Perkins 4.108 Diesel	All	Motorola 37 Amp (I/R, Diode Trio)	MO	37	12	8056N
NDF40						
Kubota CT4-114 (V1902) Diesel	All	Motorola 37 Amp (I/R, Diode Trio)	MO	37	12	8056N
NDJ40						
Kubota CT4-114 (V1902) Diesel	All	Motorola 37 Amp (I/R, Diode Trio)	MO	37	12	8056N
Perkins 4.108 Diesel		Motorola 37 Amp (I/R, Diode Trio)	MO	37	12	8056N
NDS40						
Perkins 4.108 Diesel	All	Motorola 37 Amp (I/R, Diode Trio)	MO	37	12	8056N
NDT40						
Perkins 4.108 Diesel	All	Motorola 37 Amp (I/R, Diode Trio)	MO	37	12	8056N
Optima						
CT4-91-TV 1.5L Diesel	All	Motorola 65 Amp Alternator	MO	65	12	8625N
Phoenix Advantage						
All Engines	All	Motorola 37 Amp (I/R, Diode Trio)	MO	37	12	8056N
Phoenix Ultra						
Kubota CT4-134-TV (V2203-TV) Diesel	All	Motorola 65 Amp Alternator	MO	65	12	8625N
Phoenix Ultra XL						
Kubota CT4-134 (V2203-DI) Diesel	All	Model NDA94D	MO	65	12	8625N
Kubota CT4-134 (V2203-DI) Diesel		Models NDA93M, 94M (Small Brg)	MO	65	12	8619N

ALTERNATORS AND GENERATORS

ENGINE	YEAR	APPLICATION	Mfg	Amp	Volt	PART NUMBER
CARRIER TRANSICOLD - Trailer Unit (Cont'd)						
Thunderbird						
Kubota CT4-114 (V1902) Diesel	All	Motorola 37 Amp (I/R, Diode Trio)	MO	37	12	8056N
Kubota CT4-114 (V1902- DI) Diesel		Motorola 37 Amp (I/R, Diode Trio)	MO	37	12	8056N
Various Engines	1982-	Motorola Int. Reg. (3 Hole Mtg.)	MO	37	12	8056N
UDE Series						
Kubota CT4-114 (V1902) Diesel	All	Motorola 37 Amp (I/R, Diode Trio)	MO	37	12	8056N
Mercedes OM636 Diesel		Motorola 37 Amp (I/R, Diode Trio)	MO	37	12	8056N
Perkins 4.108 Diesel		Motorola 37 Amp (I/R, Diode Trio)	MO	37	12	8056N
UDG Series						
Kubota CT4-114 (V1902) Diesel	All	Motorola 37 Amp (I/R, Diode Trio)	MO	37	12	8056N
Mercedes OM636 Diesel		Motorola 37 Amp (I/R, Diode Trio)	MO	37	12	8056N
Ultima 53						
Kubota CT4-134 (V2203-DI) Diesel	All	Motorola 65 Amp (6203 DE Bearing)	MO	65	12	8619N
CARRIER TRANSICOLD - Truck Unit						
KD						
All Engines	All	Motorola 37 Amp Alternator	MO	37	12	7444N
Kingbird						
Various Engines	1982-	Motorola Int. Reg. (3 Hole Mtg.)	MO	37	12	8056N
RD						
All Engines	All	Motorola 37 Amp Alternator	MO	37	12	7444N
All Engines		Motorola 65 Amp Alternator	MO	65	12	8428N
Silverhawk Magnum						
Kubota CT3-52 (ZB600) Diesel	All	Motorola 37 Amp (I/R, Diode Trio)	MO	37	12	8056N
Silverhawk Plus						
Kubota CT3-52 (ZB600) Diesel	All	Motorola 37 Amp (I/R, Diode Trio)	MO	37	12	8056N
Summit 722U						
All Engines	All	Paris Rhone 70 Amp Alternator	PR	70	12	12462N
Supra 322						
Kubota CT2-29-TV (D482-TV) Diesel	All	Paris Rhone 50 Amp Alternator	VA	70	12	12459N
Supra 422						
Kubota CT2-29-TV (D482-TV) Diesel	All	Paris Rhone 50 Amp Alternator	VA	70	12	12459N
Supra 522						
Kubota CT2-29-TV (D482-TV) Diesel	All	Paris Rhone 70 Amp Alternator	VA	70	12	12459N
Supra 544						
Kubota CT2-29-TV (D482-TV) Diesel	All	Paris Rhone 70 Amp Alternator	VA	70	12	12459N

ALTERNATORS

ALTERNATORS AND GENERATORS

ENGINE	YEAR	APPLICATION	Mfg	Amp	Volt	PART NUMBER
CARRIER TRANSICOLD - Truck Unit (Cont'd)						
Supra 550						
Kubota CT2-29-TV (D482-TV) Diesel	All	Paris Rhone 70 Amp Alternator	VA	70	12	12459N
Supra 622						
Kubota CT3-44-TV (D722-TV) Diesel	All	Paris Rhone 70 Amp Alternator	VA	70	12	12459N
Supra 644						
Kubota CT3-44-TV (D722-TV) Diesel	All	Paris Rhone 70 Amp Alternator	VA	70	12	12459N
Supra 650						
Kubota CT3-44-TV (D722-TV) Diesel	All	Paris Rhone 70 Amp Alternator	VA	70	12	12459N
Supra 722						
Kubota CT3-44-TV (D722-TV) Diesel	All	Paris Rhone 70 Amp Alternator	VA	70	12	12459N
Supra 744						
Kubota CT3-44-TV (D722-TV) Diesel	All	Paris Rhone 70 Amp Alternator	VA	70	12	12459N
Supra 750						
Kubota CT3-44-TV (D722-TV) Diesel	All	Paris Rhone 70 Amp Alternator	VA	70	12	12459N
Supra 822						
Kubota CT3-44-TV (D722-TV) Diesel	All	Paris Rhone 70 Amp Alternator	VA	70	12	12459N
Supra 844						
Kubota CT3-44-TV (D722-TV) Diesel	All	Paris Rhone 70 Amp Alternator	VA	70	12	12459N
Supra 850						
Kubota CT3-44-TV (D722-TV) Diesel	All	Paris Rhone 70 Amp Alternator	VA	70	12	12459N
Supra 900 Series						
Kubota CT3-69-TV (D1105) Diesel	All	Motorola 65 Amp Alternator	MO	65	12	8618N
Supra 922						
Kubota CT3-69-TV (D1105) Diesel	All	Paris Rhone 70 Amp Alternator	VA	70	12	12459N
Supra 944						
Kubota CT3-69-TV (D1105) Diesel	All	Paris Rhone 70 Amp Alternator	VA	70	12	12459N
Supra 950						
Kubota CT3-69-TV (D1105) Diesel	All	Paris Rhone 70 Amp Alternator	VA	70	12	12459N
TD						
All Engines	All	Motorola 65 Amp Alternator	MO	65	12	8428N
TDB						
Kubota CT3-52 (ZB600) Diesel	All	Motorola 37 Amp (I/R, Diode Trio)	MO	37	12	8056N

ALTERNATORS

ALTERNATORS AND GENERATORS

ENGINE	YEAR	APPLICATION	Mfg	Amp	Volt	PART NUMBER
CARRIER TRANSICOLD - Truck Unit (Cont'd)						
TDS						
Kubota CT3-52 (ZB600)						
Diesel	All	Motorola 37 Amp (I/R, Diode Trio)	MO	37	12	8056N
CASE - Agricultural Tractor						
1070						
6-451 Diesel	1978-70	Opt. 3-Pin	DR	72	12	7186-3N
6-451 Diesel		Std. 2-Pin	DR	72	12	7186-3N
1090						
6-451 Diesel	1970	Delco	DR	72	12	7186-3N
1170						
6-451 Diesel	1970	Delco	DR	72	12	7186-3N
1175						
6-451 Diesel	1978-71	Opt. 3-Pin	DR	72	12	7186-3N
6-451 Diesel		Std. 2-Pin	DR	72	12	7186-3N
1270						
6-451 Diesel	1978-72	Opt. 3-Pin	DR	72	12	7186-3N
6-451 Diesel		Std. 2-Pin	DR	72	12	7186-3N
1294						
4-219 Diesel	1984-83	45 Amp Lucas Alt.	LU	70	12	12088N
4-219 Diesel		65 Amp Lucas Alt.	LU	65	12	12143N
1370						
6-504 Diesel	1978-72	Opt. 3-Pin	DR	72	12	7186-3N
6-504 Diesel		Std. 2-Pin	DR	72	12	7186-3N
1490						
4-219 Diesel	1983-80	45 Amp Lucas Alt.	LU	70	12	12088N
1570						
6-504 Diesel	1978-76	Opt. 3-Pin	DR	72	12	7186-3N
6-504 Diesel		Std. 2-Pin	DR	72	12	7186-3N
1690						
6-329 Diesel	1983-80	45 Amp Lucas Alt.	LU	70	12	12088N
6-329 Diesel		65 Amp Lucas Alt.	LU	65	12	12143N
DT-466 Diesel	1992-85	Bosch	BO	135	12	12162N
1896						
6-359 Diesel	1989-84	Bosch (Opt.)	BO	95	12	12145N
6-359 Diesel		Bosch (Std.)	BO	65	12	12161N
6-359 Diesel		Delco	DR	105	12	7853N
2090						
6-504 Diesel	1983-78	Delco (Opt.)	DR	72	12	7186-3N
6-504 Diesel		Delco (Std.)	DR	72	12	7186-3N
6-504 Diesel		Upgrade 105 Amp version	DR	105	12	7186-12N-105A
2094						
6-504 Diesel	1984-83	Delco (Opt.)	DR	72	12	7186-3N
6-504 Diesel		Delco (Std.)	DR	72	12	7186-3N
6-504 Diesel		Upgrade 105 Amp version	DR	105	12	7186-12N-105A
2096						
6-359 Diesel	1989-84	Bosch (Opt.)	BO	95	12	12145N
6-359 Diesel		Bosch (Std.)	BO	65	12	12161N
6-359 Diesel		Delco	DR	105	12	7853N

ALTERNATORS

ALTERNATORS AND GENERATORS

ENGINE	YEAR	APPLICATION	Mfg	Amp	Volt	PART NUMBER
CASE - Agricultural Tractor (Cont'd)						
2290						
6-504 Diesel	1983-78	Delco (Opt.)	DR	72	12	7186-3N
6-504 Diesel		Delco (Std.)	DR	72	12	7186-3N
6-504 Diesel		Upgrade 105 Amp version	DR	105	12	7186-12N-105A
2294						
6-504 Diesel	1987-83	Delco (Opt.)	DR	72	12	7186-3N
6-504 Diesel		Delco (Std.)	DR	72	12	7186-3N
6-504 Diesel		Upgrade 105 Amp version	DR	105	12	7186-12N-105A
2390						
6-504 Diesel	1983-78	Delco (Opt.)	DR	72	12	7186-3N
6-504 Diesel		Delco (Std.)	DR	72	12	7186-3N
6-504 Diesel		Upgrade 105 Amp version	DR	105	12	7186-12N-105A
2394						
6-504 Diesel	1987-85	Delco (Opt.)	DR	105	12	7853N
6-504 Diesel		Delco (Std.)	DR	72	12	7186-3N
6-504 Diesel		Upgrade 105 Amp version	DR	105	12	7186-12N-105A
2590						
6-504 Diesel	1983-82	Delco (Opt.)	DR	72	12	7186-3N
6-504 Diesel	1983-78	Delco (Std.)	DR	72	12	7186-3N
6-504 Diesel		Upgrade 105 Amp version	DR	105	12	7186-12N-105A
6-504 Diesel	1981	Delco (Opt.)	DR	105	12	7853N
6-504 Diesel	1980-78	Delco (Opt.)	DR	72	12	7186-3N
2594						
6-504 Diesel	1987-83	Delco (Std.)	DR	72	12	7186-3N
6-504 Diesel		Upgrade 105 Amp version	DR	105	12	7186-12N-105A
6-504 Diesel	1987	Delco (Opt.)	DR	105	12	7853N
6-504 Diesel	1986	Delco (Opt.)	DR	72	12	7186-3N
6-504 Diesel	1985-84	Delco (Opt.)	DR	105	12	7853N
6-504 Diesel	1983	Delco (Opt.)	DR	72	12	7186-3N
2670						
6-504 Diesel	1979-74	Opt. 3-Pin	DR	72	12	7186-3N
6-504 Diesel		Std. 2-Pin	DR	72	12	7186-3N
3220						
3-179 Diesel	1997-94	45 Amp Lucas Alt.	LU	70	12	12088N
3-179 Diesel		65 Amp Lucas Alt.	LU	70	12	12088N
3230						
4-206 Diesel	1997-94	45 Amp Lucas Alt.	LU	70	12	12088N
4-206 Diesel		65 Amp Lucas Alt.	LU	70	12	12088N
3294						
6-504 Diesel	1984-83	Delco (Opt.)	DR	105	12	7853N
6-504 Diesel		Delco (Std.)	DR	72	12	7186-3N
6-504 Diesel		Upgrade 105 Amp version	DR	105	12	7186-12N-105A
3394						
6-504 Diesel	1987-85	Delco (Std.)	DR	105	12	7853N
3594						
6-504 Diesel	1987-85	Delco (Std.)	DR	105	12	7853N
430						
Case 432T/M3 Diesel	2005-	Delco System	DR	95	12	8721N
Case 432T/M3 Diesel		Delco System (150 Amp upgrade)	DR	150	12	8721N-150A

ALTERNATORS AND GENERATORS

ENGINE	YEAR	APPLICATION	Mfg	Amp	Volt	PART NUMBER
CASE - Agricultural Tractor (Cont'd)						
440						
Case 445T/M3 Diesel	2005-	Delco System	DR	95	12	8721N
Case 445T/M3 Diesel		Delco System (150 Amp upgrade)	DR	150	12	8721N-150A
4490						
6-504 Diesel	1983-79	Delco (Opt.)	DR	72	12	7186-3N
6-504 Diesel		Delco (Std.)	DR	72	12	7186-3N
6-504 Diesel		Upgrade 105 Amp version	DR	105	12	7186-12N-105A
4494						
6-504 Diesel	1987-84	Delco (Std.)	DR	72	12	7186-3N
6-504 Diesel		Upgrade 105 Amp version	DR	105	12	7186-12N-105A
6-504 Diesel	1987	Delco (Opt.)	DR	105	12	7853N
6-504 Diesel	1986	Delco (Opt.)	DR	72	12	7186-3N
6-504 Diesel	1985	Delco (Opt.)	DR	105	12	7853N
6-504 Diesel	1984	Delco (Opt.)	DR	72	12	7186-3N
4690						
6-504 Diesel	1983-79	All	DR	72	12	7186-3N
6-504 Diesel		Upgrade 105 Amp version	DR	105	12	7186-12N-105A
4694						
6-504 Diesel	1987-84	All	DR	105	12	7853N
480B						
188 Diesel	1975	Opt. 3-Pin	DR	72	12	7186-3N
188 Diesel		Std. 2-Pin	DR	72	12	7186-3N
4894						
Scania 6-674 Diesel	1987-84	All	DR	105	12	7853N
4994						
Scania 8-866 Diesel	1987-84	All	DR	105	12	7853N
5120						
4-239 Diesel	1991-90	Bosch, Optional	BO	95	12	12145N
4-239 Diesel		Bosch, Standard	BO	65	12	12161N
5130						
6-359 Diesel	1991-90	Bosch, Optional	BO	95	12	12145N
6-359 Diesel		Bosch, Standard	BO	65	12	12161N
5140						
6-359 Diesel	1991-90	Bosch, Optional	BO	95	12	12145N
6-359 Diesel		Bosch, Standard	BO	65	12	12161N
5220						
4-239 Diesel	1997-92	Bosch, Optional	BO	95	12	12145N
4-239 Diesel		Bosch, Standard	BO	65	12	12161N
5230						
6-359 Diesel	1997-92	Bosch, Optional	BO	95	12	12145N
6-359 Diesel		Bosch, Standard	BO	65	12	12161N
5240						
6-359 Diesel	1997-92	Bosch, Optional	BO	95	12	12145N
6-359 Diesel		Bosch, Standard	BO	65	12	12161N
5250						
6-359 Diesel	1997-92	Bosch, Optional	BO	95	12	12145N
6-359 Diesel		Bosch, Standard	BO	65	12	12161N

ALTERNATORS

ALTERNATORS AND GENERATORS

ENGINE	YEAR	APPLICATION	Mfg	Amp	Volt	PART NUMBER
CASE - Agricultural Tractor (Cont'd)						
5288						
DT436B Diesel	1986-81	Delco (Opt.)	DR	105	12	7853N
DT436B Diesel		Delco (Std.)	DR	72	12	7186-3N
531						
D-310 Diesel	1986-	Bosch Alt.	BO	32	12	14949N
5488						
DT436B Diesel	1986-81	Delco (Opt.)	DR	105	12	7853N
DT436B Diesel		Delco (Std.)	DR	72	12	7186-3N
585						
4-206 Case Diesel	1990-85	Lucas Alternator	LU	70	12	12088N
644						
D-206 Diesel	1986-	Bosch Alternator	BO	32	12	14949N
685						
4-239 Diesel	1990-85	Lucas Alternator	LU	70	12	12088N
7110						
6-504 Diesel	1993-87	Bosch	BO	135	12	12162N
7120						
6-504 Diesel	1993-87	Bosch	BO	135	12	12162N
7130						
6-504 Diesel	1993-87	Bosch	BO	135	12	12162N
7140						
6-504 Diesel	1993-87	Bosch	BO	135	12	12162N
7150						
6-504 Diesel	1993-90	Bosch	BO	135	12	12162N
7210						
6-504 Diesel	1996-94	Bosch	BO	135	12	12162N
7220						
6-504 Diesel	1996-94	Bosch	BO	135	12	12162N
7230						
6-504 Diesel	1996-94	Bosch	BO	135	12	12162N
7240						
6-504 Diesel	1996-94	Bosch	BO	135	12	12162N
7250						
6-504 Diesel	1996-94	Bosch	BO	135	12	12162N
7288						
All Engines	1986-85	Delco	DR	105	12	7853N
770						
3 Cyl. 146 Diesel	1970-65	Lucas (Opt.)	LU	22	12	15027N
301 Diesel	1975-70	Delco	DR	72	12	7186-3N
3-146 Diesel	1970-65	Lucas Generator (Std.)	LU	11	12	15005N
4-251 Gas Engine	1973-70	Delco	DR	72	12	7186-3N
780						
3 Cyl. 146 Diesel	1971-67	Lucas (Opt.)	LU	22	12	15027N
3-146 Diesel		Lucas Generator (Std.)	LU	11	12	15005N

ALTERNATORS AND GENERATORS

ENGINE	YEAR	APPLICATION	Mfg	Amp	Volt	PART NUMBER
CASE - Agricultural Tractor (Cont'd)						
870						
4-336 Case Diesel	1975-70	Opt. 3-Pin	DR	72	12	7186-3N
4-336 Case Diesel		Std. 2-Pin	DR	72	12	7186-3N
8910						
6-504 Diesel	1998-97	Bosch	BO	135	12	12162N
8920						
6-504 Diesel	1998-97	Bosch	BO	135	12	12162N
8930						
6-504 Diesel	1998-97	Bosch	BO	135	12	12162N
8940						
6-504 Diesel	1998-97	Bosch	BO	135	12	12162N
8950						
6-504 Diesel	1998-97	Bosch	BO	135	12	12162N
9110						
6-504 Diesel	1990-89	Bosch, SN JCB0003600-On	BO	135	12	12162N
6-504 Diesel	1989-86	Delco System (To SN JCB0003600)	DR	105	12	7853N
9130						
6-504 Diesel	1990-89	Bosch, SN JCB0003600-On	BO	135	12	12162N
6-504 Diesel	1989-86	Delco System (To SN JCB0003600)	DR	105	12	7853N
9150						
Cummins 6-611 Diesel	1990-86	Bosch	BO	135	12	12162N
9170						
Cummins 6-855 Diesel	1990-89	Bosch, From 12/1986 To 8/1988	BO	135	12	12162N
Cummins 6-855 Diesel		Bosch, From 7/1989 To 7/1990	BO	135	12	12162N
9180						
Cummins 6-855 Diesel	1990-86	Bosch, From 12/1986 To 8/1988	BO	135	12	12162N
Cummins 6-855 Diesel		Bosch, From 7/1989 To 7/1990	BO	135	12	12162N
970						
6-401 Case Diesel	1978-70	Opt. 3-Pin	DR	72	12	7186-3N
6-401 Case Diesel		Std. 2-Pin	DR	72	12	7186-3N
995						
4 Cyl. 219 Diesel	1976-71	Lucas Generator	LU	11	12	15005N
C100						
4-244 Diesel	1999-98	Lucas (10:00 Top Ear, 12V, 65 Amp) 1G pulley	LU	65	12	12072N-1G
C50						
3-165 Diesel	1998-	Lucas (10:00 Top Ear, 12V, 65 Amp) 1G pulley	LU	65	12	12072N-1G
C60						
3-165 Diesel	1998-	Lucas (10:00 Top Ear, 12V, 65 Amp) 1G pulley	LU	65	12	12072N-1G
C70						
4-258 Diesel	1999-98	Lucas (10:00 Top Ear, 12V, 65 Amp) 1G pulley	LU	65	12	12072N-1G
C80						
4-244 Diesel	1999-98	Lucas (10:00 Top Ear, 12V, 65 Amp) 1G pulley	LU	65	12	12072N-1G
C90						
4-244 Diesel	1999-98	Lucas (10:00 Top Ear, 12V, 65 Amp) 1G pulley	LU	65	12	12072N-1G

ALTERNATORS

ALTERNATORS AND GENERATORS

ALTERNATORS

ENGINE	YEAR	APPLICATION	Mfg	Amp	Volt	PART NUMBER
CASE - Agricultural Tractor (Cont'd)						
CX100						
4-244 Diesel	1999-98	Lucas (10:00 Top Ear, 12V, 65 Amp) 1G pulley	LU	65	12	12072N-1G
CX50						
3-165 Diesel	1998-	Lucas (10:00 Top Ear, 12V, 65 Amp) 1G pulley	LU	65	12	12072N-1G
CX60						
3-165 Diesel	1998-	Lucas (10:00 Top Ear, 12V, 65 Amp) 1G pulley	LU	65	12	12072N-1G
CX70						
4-258 Diesel	1999-98	Lucas (10:00 Top Ear, 12V, 65 Amp) 1G pulley	LU	65	12	12072N-1G
CX80						
4-244 Diesel	1999-98	Lucas (10:00 Top Ear, 12V, 65 Amp) 1G pulley	LU	65	12	12072N-1G
CX90						
4-244 Diesel	1999-98	Lucas (10:00 Top Ear, 12V, 65 Amp) 1G pulley	LU	65	12	12072N-1G
Farmall 31						
3-91 Diesel	2008-	w/o Cab	MI	40	12	12077N
Farmall 35						
3-101 Diesel	2008-	w/o Cab	MI	40	12	12077N
Magnum 215						
6-505 Diesel	2006-	Iskra 150 Amp	BO	135	12	12162N
Magnum 245						
6-505 Diesel	2006-	Iskra 150 Amp	BO	135	12	12162N
Magnum 275						
6-543 Diesel	2006-	Iskra 150 Amp	BO	135	12	12162N
Magnum 305						
6-543 Diesel	2006-	Iskra 150 Amp	BO	135	12	12162N
Magnum 335						
6-543 Diesel	2006-	Iskra 150 Amp	BO	135	12	12162N
MX100						
6-359 Diesel	1999-97	Bosch System (Opt.)	BO	95	12	12145N
6-359 Diesel		Bosch System (Std.)	BO	65	12	12161N
MX100C						
4-244 Diesel	1999-98	Bosch System (Opt.)	BO	95	12	12145N
4-244 Diesel		Bosch System (Std.)	BO	65	12	12161N
MX110						
6-359 Diesel	1999-97	Bosch System (Opt.)	BO	95	12	12145N
6-359 Diesel		Bosch System (Std.)	BO	65	12	12161N
MX120						
6-359 Diesel	1999-97	Bosch System (Opt.)	BO	95	12	12145N
6-359 Diesel		Bosch System (Std.)	BO	65	12	12161N
MX135						
6-359 Diesel	1999-97	Bosch System (Opt.)	BO	95	12	12145N
6-359 Diesel		Bosch System (Std.)	BO	65	12	12161N
MX150						
6-359 Diesel	1999-98	Bosch System (Std.)	BO	95	12	12145N
MX170						
6-359 Diesel	1999-98	Bosch System (Std.)	BO	95	12	12145N

ALTERNATORS AND GENERATORS

ENGINE	YEAR	APPLICATION	Mfg	Amp	Volt	PART NUMBER
CASE - Agricultural Tractor (Cont'd)						
MX180						
6-505 Diesel	1999-	Bosch System (Opt.)	BO	135	12	12162N
6-505 Diesel		Bosch System (Std.)	BO	135	12	12162N
MX200						
6-505 Diesel	1999-	Bosch System (Opt.)	BO	135	12	12162N
6-505 Diesel		Bosch System (Std.)	BO	135	12	12162N
MX210						
All Engines	All	Bosch System (Opt.)	BO	150	12	12714N
All Engines		Bosch System (Std.)	BO	135	12	12162N
MX215						
All Engines	2006	Iskra 150 Amp	BO	135	12	12162N
MX220						
6-505 Diesel	1999-	Bosch System (Opt.)	BO	135	12	12162N
6-505 Diesel		Bosch System (Std.)	BO	135	12	12162N
MX230						
All Engines	All	Bosch System (Opt.)	BO	150	12	12714N
All Engines		Bosch System (Std.)	BO	135	12	12162N
MX240						
6-505 Diesel	1999-	Bosch System (Opt.)	BO	135	12	12162N
6-505 Diesel		Bosch System (Std.)	BO	135	12	12162N
MX245						
6-505 Diesel	2006	Iskra 150 Amp (BSN)	BO	135	12	12162N
MX255						
6-505 Diesel	2005-02	Bosch System (Std.)	BO	135	12	12162N
MX270						
6-505 Diesel	1999-	Bosch System (Opt.)	BO	135	12	12162N
6-505 Diesel		Bosch System (Std.)	BO	135	12	12162N
MX275						
6-505 Diesel	2006	Iskra 150 Amp (BSN)	BO	135	12	12162N
MX285						
6-505 Diesel	2005-02	Bosch System (Std.)	BO	135	12	12162N
MX305						
6-540 Diesel	2006	Iskra 150 Amp (BSN)	BO	135	12	12162N
MX80C						
4-244 Diesel	1999-98	Bosch System (Std.)	BO	95	12	12145N
MX90C						
4-244 Diesel	1999-98	Bosch System (Std.)	BO	95	12	12145N
STX275						
6-505 Diesel	2005-02	Bosch	BO	135	12	12162N
STX325						
6-540 Diesel	2005-02	Bosch	BO	135	12	12162N
STX375						
6-912 Diesel	2005-02	Std. 135 Amp	BO	135	12	12162N
STX375QT						
6-912 Diesel	2005-02	Std. 135 Amp	BO	135	12	12162N

ALTERNATORS

ALTERNATORS AND GENERATORS

ENGINE	YEAR	APPLICATION	Mfg	Amp	Volt	PART NUMBER
CASE - Agricultural Tractor (Cont'd)						
STX425						
6-912 Diesel	2005-02	Std. 135 Amp	BO	135	12	12162N
STX425QT						
6-912 Diesel	2005-02	Std. 135 Amp	BO	135	12	12162N
STX440						
6-912 Diesel	All	Bosch	BO	135	12	12162N
STX440QT						
6-912 Diesel	All	Bosch	BO	135	12	12162N
STX450						
6-912 Diesel	2005-02	Std. 135 Amp	BO	135	12	12162N
STX450QT						
6-912 Diesel	2005-02	Std. 135 Amp	BO	135	12	12162N
STX500						
6-912 Diesel	All	Std. 135 Amp	BO	135	12	12162N
STX500QT						
6-912 Diesel	All	Std. 135 Amp	BO	135	12	12162N
1394						
4-219 Diesel	1988-83	Opt. 65 Amp (1st)	LU	70	12	12088N
4-219 Diesel		Opt. 65 Amp (2nd)	LU	65	12	12143N
4-219 Diesel		Std. 45 Amp	LU	70	12	12088N
1494						
4-219 Diesel	1988-83	Opt. 65 Amp (1st)	LU	70	12	12088N
4-219 Diesel		Opt. 65 Amp (2nd)	LU	65	12	12143N
4-219 Diesel		Std. 45 Amp	LU	70	12	12088N
1594						
6-329 Diesel	1988-83	Opt. 65 Amp (1st)	LU	70	12	12088N
6-329 Diesel		Opt. 65 Amp (2nd)	LU	65	12	12143N
6-329 Diesel		Std. 45 Amp	LU	70	12	12088N
1620						
D358 / 436 / 466	1992-85	Bosch	BO	135	12	12162N
385						
3-155 Case Diesel	1990-85	Lucas Alternator	LU	70	12	12088N
395						
3-155 Case Diesel	1993-91	Lucas Alternator	LU	70	12	12088N
4210						
4-239 Diesel	1997-94	45 Amp Lucas Alt.	LU	70	12	12088N
4-239 Diesel		65 Amp Lucas Alt.	LU	70	12	12088N
4230						
4-268 Diesel	1997-94	45 Amp Lucas Alt.	LU	70	12	12088N
4-268 Diesel		65 Amp Lucas Alt.	LU	70	12	12088N
4240						
4-268 Diesel	1997-94	45 Amp Lucas Alt.	LU	70	12	12088N
4-268 Diesel		65 Amp Lucas Alt.	LU	70	12	12088N
485						
3-179 Diesel	1990-85	Delco Alt.	DR	105	12	7853N
3-179 Diesel		Lucas (65 Amp)	LU	70	12	12088N

ALTERNATORS AND GENERATORS

ENGINE	YEAR	APPLICATION	Mfg	Amp	Volt	PART NUMBER
CASE - Agricultural Tractor (Cont'd)						
495						
3-179 Diesel	1994-91	Lucas (65 Amp)	LU	70	12	12088N
595						
4-206 Case Diesel	1994-91	Lucas (65 Amp)	LU	70	12	12088N
695						
4-239 Diesel	1994-91	Lucas (65 Amp)	LU	70	12	12088N
844						
4-267 Diesel	1992-86	Bosch Alternator	BO	32	12	14949N
885						
4-268 Diesel	1990-85	Lucas Alternator	LU	70	12	12088N
895						
4-268 Diesel	1994-91	Lucas Alternator	LU	70	12	12088N
9210						
6-504 Diesel	1995-91	Bosch Replacement Unit, 200 Amp	BO	200	12	12715N
6-504 Diesel	1995-90	Bosch Replacement Unit, 110 Amp	BO	135	12	12162N
6-504 Diesel	1990	Bosch Replacement Unit, 200 Amp	BO	200	12	12715N
9230						
6-504 Diesel	1995-91	Bosch Replacement Unit, 200 Amp	BO	200	12	12715N
6-504 Diesel	1995-90	Bosch Replacement Unit, 110 Amp	BO	135	12	12162N
6-504 Diesel	1990	Bosch Replacement Unit, 200 Amp	BO	200	12	12715N
9240						
6-504 Diesel	1995-91	Bosch Replacement Unit, 200 Amp	BO	200	12	12715N
6-504 Diesel	1995-90	Bosch Replacement Unit, 110 Amp	BO	135	12	12162N
6-504 Diesel	1990	Bosch Replacement Unit, 200 Amp	BO	200	12	12715N
9250						
Cummins 6-611 Dsl	1995-91	Bosch Replacement Unit, 200 Amp	BO	200	12	12715N
Cummins 6-611 Dsl	1990	Bosch Replacement Unit, 200 Amp	BO	200	12	12715N
9260						
Cummins 6-611 Dsl	1995-91	Bosch Replacement Unit, 200 Amp	BO	200	12	12715N
Cummins 6-611 Dsl	1990	Bosch Replacement Unit, 200 Amp	BO	200	12	12715N
9270						
Cummins 6-855 Dsl	1995-91	Bosch Replacement Unit, 200 Amp	BO	200	12	12715N
Cummins 6-855 Dsl	1990	Bosch Replacement Unit, 200 Amp	BO	200	12	12715N
9280						
Cummins 6-855 Dsl	1995-91	Bosch Replacement Unit, 200 Amp	BO	200	12	12715N
Cummins 6-855 Dsl	1990	Bosch Replacement Unit, 200 Amp	BO	200	12	12715N
9310						
6-504 Diesel	2000-96	Bosch Replacement Unit, 200 Amp	BO	200	12	12715N
6-504 Diesel	1995	Bosch Replacement Unit, 200 Amp	BO	200	12	12715N
9330						
6-504 Diesel	2000-96	Bosch Replacement Unit, 200 Amp	BO	200	12	12715N
6-504 Diesel	1995	Bosch Replacement Unit, 200 Amp	BO	200	12	12715N
9350						
Cummins 6-611 Dsl	2000-96	Bosch Replacement Unit, 200 Amp	BO	200	12	12715N
Cummins 6-611 Dsl	1995	Bosch Replacement Unit, 200 Amp	BO	200	12	12715N
9370						
Cummins 6-855 Dsl	2000-96	Bosch Replacement Unit, 200 Amp	BO	200	12	12715N

ALTERNATORS

ALTERNATORS AND GENERATORS

ENGINE	YEAR	APPLICATION	Mfg	Amp	Volt	PART NUMBER
CASE - Agricultural Tractor (Cont'd)						
9370 (Cont'd)						
Cummins 6-855 Dsl	1995	Bosch Replacement Unit, 200 Amp	BO	200	12	12715N
9370QT						
Cummins 6-855 Dsl	2000-95	Bosch Replacement Unit, 200 Amp	BO	200	12	12715N
9380						
Cummins 6-855 Dsl	2000-96	Bosch Replacement Unit, 200 Amp	BO	200	12	12715N
Cummins 6-855 Dsl	1995	Bosch Replacement Unit, 200 Amp	BO	200	12	12715N
9380QT						
Cummins 6-855 Dsl	2000-95	Bosch Replacement Unit, 200 Amp	BO	200	12	12715N
9390						
Cummins 6-855 Dsl	2000-96	Bosch Replacement Unit, 200 Amp	BO	200	12	12715N
Cummins 6-855 Dsl	1995	Bosch Replacement Unit, 200 Amp	BO	200	12	12715N
995						
4-268 Diesel	1994-91	Lucas (65 Amp)	LU	70	12	12088N
MX180						
6-505 Diesel	1999-	w/Bosch System (Opt.)	BO	135	12	12162N
MX200						
6-505 Diesel	1999-	w/Bosch System (Opt.)	BO	135	12	12162N
MX210						
All	0000	w/Bosch System (Std.)	BO	135	12	12162N
MX220						
6-505 Diesel	1999-	w/Bosch System (Opt.)	BO	135	12	12162N
MX230						
All	0000	w/Bosch System (Std.)	BO	135	12	12162N
MX240						
6-505 Diesel	1999-	w/Bosch System (Opt.)	BO	135	12	12162N
MX255						
6-505 Diesel	2005-02	w/Bosch System (Std.)	BO	135	12	12162N
MX270						
6-505 Diesel	1999-	w/Bosch System (Opt.)	BO	135	12	12162N
MXM120						
6-456 Diesel	2005-	Iskra 120 Amp (BSN)	MM	100	12	12095N
6-456 Diesel		Marelli 120 Amp (BSN)	MM	100	12	12095N
MXM130						
6-456 Diesel	2002-	Iskra 120 Amp (BSN)	MM	100	12	12095N
6-456 Diesel		Marelli 120 Amp (BSN)	MM	100	12	12095N
MXM140						
6-456 Diesel	2002-	Iskra 120 Amp (BSN)	MM	100	12	12095N
6-456 Diesel		Marelli 120 Amp (BSN)	MM	100	12	12095N
MXM155						
6-456 Diesel	2002-	Iskra 120 Amp (BSN)	MM	100	12	12095N
6-456 Diesel		Marelli 120 Amp (BSN)	MM	100	12	12095N
MXM175						
6-456 Diesel	2002-	Iskra 120 Amp (BSN)	MM	100	12	12095N
6-456 Diesel		Marelli 120 Amp (BSN)	MM	100	12	12095N

ALTERNATORS AND GENERATORS

ENGINE	YEAR	APPLICATION	Mfg	Amp	Volt	PART NUMBER
CASE - Agricultural Tractor (Cont'd)						
MXM190						
6-456 Diesel	2002-	Iskra 120 Amp (BSN)	MM	100	12	12095N
6-456 Diesel		Marelli 120 Amp (BSN)	MM	100	12	12095N
STX275						
6-505 Diesel	2005-02	Bosch	BO	135	12	12162N
STX325						
6-540 Diesel	2005-02	Bosch	BO	135	12	12162N
STX375						
6-912 Diesel	2005-02	Std. 135A	BO	135	12	12162N
STX375QT						
6-912 Diesel	2005-02	Std. 135A	BO	135	12	12162N
STX425						
6-912 Diesel	2005-02	Std. 135A	BO	135	12	12162N
STX425QT						
6-912 Diesel	2005-02	Std. 135A	BO	135	12	12162N
STX440						
6-912 Diesel	0000	Bosch	BO	135	12	12162N
STX440QT						
6-912 Diesel	0000	Bosch	BO	135	12	12162N
STX450						
6-912 Diesel	2005-02	Std. 135A	BO	135	12	12162N
STX450QT						
6-912 Diesel	2005-02	Std. 135A	BO	135	12	12162N
STX500						
6-912 Diesel	0000	Std. 135A	BO	135	12	12162N
STX500QT						
6-912 Diesel	0000	Std. 135A	BO	135	12	12162N
CASE - Combine						
93						
All Engines	1965-58	Optional; 12 Volt	LU	11	12	15005N
1420						
D358 / 436 / 466	1992-81	Bosch	BO	135	12	12162N
D358 / 436 / 466		Delco	DR	72	12	7186-3N
1440						
D358 / 436 / 466	1992-81	Bosch	BO	135	12	12162N
D358 / 436 / 466		Delco	DR	72	12	7186-3N
1460						
D358 / 436 / 466	1992-81	Bosch	BO	135	12	12162N
D358 / 436 / 466		Delco (3-Pin)	DR	72	12	7186-3N
1470						
D436 / 466	1992-85	Bosch	BO	135	12	12162N
1480						
D436 / 466	1992-85	Bosch	BO	135	12	12162N

ALTERNATORS

ALTERNATORS AND GENERATORS

ENGINE	YEAR	APPLICATION	Mfg	Amp	Volt	PART NUMBER
CASE - Combine (Cont'd)						
1640						
D436 / 466	1994-85	Bosch	BO	135	12	12162N
1644						
All Engines	1995-93	Bosch	BO	135	12	12162N
1660						
D436 / 466	1992-85	Bosch	BO	135	12	12162N
1666						
All Engines	1997-93	Bosch	BO	135	12	12162N
1668						
All Engines	1997-93	Bosch	BO	135	12	12162N
1670						
DT-466 Diesel	1991-89	Bosch	BO	135	12	12162N
1680						
D436 / 466	1992-85	Bosch	BO	135	12	12162N
1682						
All Engines	1992-85	Bosch	BO	135	12	12162N
1688						
All Engines	1995-92	Bosch	BO	135	12	12162N
2144						
All	1998-96	w/Bosch	BO	135	12	12162N
All	1995	w/Bosch	BO	135	12	12162N
All Engines	1997-94	Bosch	BO	135	12	12162N
2166						
All	1998-96	w/Bosch	BO	135	12	12162N
All	1995	w/Bosch	BO	135	12	12162N
All Engines	1997-94	Bosch	BO	135	12	12162N
2188						
All	1998-96	w/Bosch	BO	135	12	12162N
All	1995	w/Bosch	BO	135	12	12162N
All Engines	1997-94	Bosch	BO	135	12	12162N
2344						
Cummins 5.9L	2002-99	w/Bosch	BO	135	12	12162N
Cummins 5.9L	2002-98	Bosch	BO	135	12	12162N
Cummins 5.9L	1998	w/Bosch	BO	135	12	12162N
2366						
Cummins 8.3L	2004-98	Bosch	BO	135	12	12162N
Cummins 8.3L	2003-99	w/Bosch	BO	135	12	12162N
Cummins 8.3L	1998	w/Bosch	BO	135	12	12162N
2377						
All	2005-	w/Bosch	BO	135	12	12162N
All Engines		Bosch	BO	135	12	12162N
2388						
Cummins 8.3L	2005-	Bosch	BO	135	12	12162N
Cummins 8.3L	2004-98	Bosch	BO	135	12	12162N
Cummins 8.3L	2003-99	w/Bosch	BO	135	12	12162N
Cummins 8.3L	1998	w/Bosch	BO	135	12	12162N

ALTERNATORS AND GENERATORS

ENGINE	YEAR	APPLICATION	Mfg	Amp	Volt	PART NUMBER
CASE - Combine (Cont'd)						
2577						
All	2006-	w/Bosch	BO	135	12	12162N
All Engines		Bosch	BO	135	12	12162N
2588						
All	2006-	w/Bosch	BO	135	12	12162N
All Engines		Bosch	BO	135	12	12162N
453						
360 Diesel	1979-77	All	DR	72	12	7186-3N
5088						
Case 8.3L	2008-	Bosch	BO	135	12	12162N
Case 8.3L		w/Bosch	BO	135	12	12162N
6088						
Case 8.3L	2008-	Bosch	BO	135	12	12162N
Case 8.3L		w/Bosch	BO	135	12	12162N
7088						
Case 9.0L	2007-	Bosch	BO	135	12	12162N
Case 9.0L		w/Bosch	BO	135	12	12162N
715						
All Engines	1979-77	All	DR	72	12	7186-3N
815						
Diesel Engines	1979-77	All	DR	72	12	7186-3N
915						
All Engines	1979-77	All	DR	72	12	7186-3N
CASE - Cotton Picker						
1822						
6-590 / 6-830	1992-86	Bosch	BO	135	12	12162N
Navistar (IHC) Engine		Bosch	BO	135	12	12162N
1844						
6-590 / 6-830	1992-86	Bosch	BO	135	12	12162N
Navistar (IHC) Engine		Bosch	BO	135	12	12162N
2022						
6-590 / 6-830	1995-91	Bosch	BO	135	12	12162N
2055						
6TA-830	1998-93	Bosch	BO	135	12	12162N
2155						
6TA-830	1998-95	Bosch	BO	135	12	12162N
6TA-830		w/Bosch	BO	135	12	12162N
2555						
All	0000	w/Bosch	BO	135	12	12162N
All Engines	All	Bosch	BO	135	12	12162N
CPX420						
All	2006-05	w/Bosch	BO	135	12	12162N
All Engines		Bosch	BO	135	12	12162N

ALTERNATORS

ALTERNATORS AND GENERATORS

ENGINE	YEAR	APPLICATION	Mfg	Amp	Volt	PART NUMBER
CASE - Crane						
1000 Travelift						
All Engines	1984-79	All	DR	72	12	7186-3N
1500 Cruz Crane						
504 Diesel	1983-	All	DR	72	12	7186-3N
504 Diesel	1982-79	All	DR	72	12	7186-3N
DD 4-71	1983-	All	DR	72	12	7186-3N
DD 4-71	1982-79	All	DR	72	12	7186-3N
1800 Cruz Crane						
504 Diesel	1983-	All	DR	72	12	7186-3N
504 Diesel	1982-79	All	DR	72	12	7186-3N
DD 4-71	1983-	All	DR	72	12	7186-3N
DD 4-71	1982-79	All	DR	72	12	7186-3N
2000 Cruz Crane						
504 Diesel	1983-	All	DR	72	12	7186-3N
504 Diesel	1982-79	All	DR	72	12	7186-3N
DD 4-71	1983-	All	DR	72	12	7186-3N
DD 4-71	1982-79	All	DR	72	12	7186-3N
250 Travelift						
DD 3-53	1984-79	All	DR	72	12	7186-3N
2500 Cruz Crane						
504 Diesel	1983-	All	DR	72	12	7186-3N
504 Diesel	1982-79	All	DR	72	12	7186-3N
DD 4-71	1983-	All	DR	72	12	7186-3N
DD 4-71	1982-79	All	DR	72	12	7186-3N
3300 Cruz Crane						
D-188 Diesel	1983-	All	DR	72	12	7186-3N
D-188 Diesel	1982-79	All	DR	72	12	7186-3N
3330 Cruz Crane						
D-188 Diesel	1983-	All	DR	72	12	7186-3N
D-188 Diesel	1982-79	All	DR	72	12	7186-3N
500 Travelift						
DD 3-53	1984-79	All	DR	72	12	7186-3N
5500 Cruz Crane						
504 Diesel	1983-	All	DR	72	12	7186-3N
504 Diesel	1982-79	All	DR	72	12	7186-3N
DD 4-71	1983-	All	DR	72	12	7186-3N
DD 4-71	1982-79	All	DR	72	12	7186-3N
650 Travelift						
DD 3-53	1984-79	All	DR	72	12	7186-3N
DD 4-53		All	DR	72	12	7186-3N
650CA Travelift						
DD 4-71	1984-79	All	DR	72	12	7186-3N
800 Travelift						
All Engines	1984-79	All	DR	72	12	7186-3N
CASE - Crawler Tractor						
1155D						
504 Diesel	1986-83	Std. Delco	DR	40	24	7176N

ALTERNATORS AND GENERATORS

ENGINE	YEAR	APPLICATION	Mfg	Amp	Volt	PART NUMBER
CASE - Crawler Tractor (Cont'd)						
1155E						
6-590 Diesel	1993-90	Bosch (24 Volt, D+ Spade)	BO	45	24	12147N
6-590 Diesel		Bosch (24 Volt, D+ Stud)	BO	45	24	12148N
6-830 Diesel	1989-85	Bosch (24 Volt, D+ Spade)	BO	45	24	12147N
6-830 Diesel		Bosch (24 Volt, D+ Stud)	BO	45	24	12148N
CASE - Excavator						
1085B						
6T-590 Diesel	1990-83	Bosch	BO	45	24	12148N
6T-590 Diesel		Delco	DR	40	24	7176N
1085C						
6T-590 Diesel	1993-90	Delco	DR	40	24	7176N
1086B						
6T-590 Diesel	1990-85	Bosch	BO	45	24	12148N
6T-590 Diesel		Delco	DR	40	24	7176N
1088						
6T-590 Diesel	1992-88	Bosch	BO	45	24	12147N
170C						
Deutz Engine	1991-87	Bosch (24 Volt)	BO	27	24	12031N
688						
4-390 Diesel	1992-88	Bosch (24 Volt)	BO	45	24	12147N
688BCK						
Diesel Engines	All	SN 120301-120531	BO	45	24	12147N
688C						
Diesel Engines	All	Bosch (24 Volt)	BO	45	24	12147N
880D						
6T-590 Diesel	1987-84	Std.	DR	40	24	7176N
888						
6T-590 Diesel	1992-88	Bosch	BO	45	24	12147N
9010						
390 Diesel	1994-93	Bosch	BO	45	24	12148N
9010B						
390 Diesel	2000-94	Bosch	BO	45	24	12148N
9020						
390 Diesel	1994-93	Bosch	BO	45	24	12148N
9020B						
390 Diesel	2000-94	Bosch	BO	45	24	12148N
9030						
6T-590 Diesel	1994-92	Bosch	BO	45	24	12148N
9030B						
6T-590 Diesel	2000-94	Bosch	BO	45	24	12148N
CX27B						
Yanmar 3TNV82	2005-	Denso	ND	40	12	12356N

ALTERNATORS

ALTERNATORS AND GENERATORS

ENGINE	YEAR	APPLICATION	Mfg	Amp	Volt	PART NUMBER
CASE - Feller Buncher						
1187C Feller Buncher						
6T-830 Diesel	1992-89	Bosch (24 Volt, D+ Spade)	BO	45	24	12147N
6T-830 Diesel		Bosch (24 Volt, D+ Stud)	BO	45	24	12148N
CASE - Floater						
FLX3010						
Case 8.3L	2006-04	Bosch	BO	135	12	12162N
Case 8.3L		w/Bosch	BO	135	12	12162N
FLX3300B						
Case Engine	2003-00	Bosch	BO	135	12	12162N
Case Engine		w/Bosch	BO	135	12	12162N
FLX3330B						
Case Engine	2002-00	Bosch	BO	135	12	12162N
Case Engine		w/Bosch	BO	135	12	12162N
FLX3510						
Case 9.0L	2006-04	Bosch	BO	135	12	12162N
Case 9.0L		w/Bosch	BO	135	12	12162N
FLX4300						
Case 8.3L	2003	Bosch	BO	135	12	12162N
Case 8.3L		w/Bosch	BO	135	12	12162N
FLX4510						
Case 9.0L	2006-04	Bosch	BO	135	12	12162N
Case 9.0L		w/Bosch	BO	135	12	12162N
Titan 3020						
549 Diesel	2006-	To 8/2008	BO	135	12	12162N
549 Diesel		To 8/2008	BO	135	12	12162N
Titan 3520						
549 Diesel	2006-	To 8/2008	BO	135	12	12162N
549 Diesel		To 8/2008	BO	135	12	12162N
Titan 4020						
549 Diesel	2006-	To 8/2008	BO	135	12	12162N
549 Diesel		To 8/2008	BO	135	12	12162N
Titan 4520						
549 Diesel	2006-	To 8/2008	BO	135	12	12162N
549 Diesel		To 8/2008	BO	135	12	12162N
CASE - Lift Truck						
584C						
207 Diesel	1988-75	2-Pin Plug, R-Terminal Stud	DR	72	12	7186-3N
207 Diesel		3-Pin Plug	DR	72	12	7186-3N
584D						
188 Diesel	1988-75	2-Pin Plug, R-Terminal Stud	DR	72	12	7186-3N
188 Diesel		3-Pin Plug	DR	72	12	7186-3N
584E						
390 Diesel	1999-93	Bosch	BO	65	12	12161N
585C						
207 Diesel	1988-75	2-Pin Plug, R-Terminal Stud	DR	72	12	7186-3N
207 Diesel		3-Pin Plug	DR	72	12	7186-3N

ALTERNATORS AND GENERATORS

ENGINE	YEAR	APPLICATION	Mfg	Amp	Volt	PART NUMBER
CASE - Lift Truck (Cont'd)						
585D						
188 Diesel	1988-75	2-Pin Plug, R-Terminal Stud	DR	72	12	7186-3N
188 Diesel		3-Pin Plug	DR	72	12	7186-3N
585E						
390 Diesel	1999-93	Bosch	BO	65	12	12161N
585G						
390 Diesel	2000-99	Bosch	BO	65	12	12161N
586C						
207 Diesel	1988-75	Delco	DR	72	12	7186-3N
586D						
188 Diesel	1988-75	2-Pin Plug, R-Terminal Stud	DR	72	12	7186-3N
188 Diesel		3-Pin Plug	DR	72	12	7186-3N
586E						
390 Diesel	1999-93	Bosch	BO	65	12	12161N
586G						
390 Diesel	2000-99	Bosch	BO	65	12	12161N
CASE - Loader						
380B						
D-179 Diesel	1987-81	Lucas (Opt.)	LU	70	12	12088N
480D Construction King						
188 Diesel	1988-79	Standard 12 Volt	DR	72	12	7186-3N
480F Construction King						
4-390 Diesel	1994-89	Bosch (Opt. Replacement)	BO	65	12	12161N
480F LL Construction King						
4-390 Diesel	1994-89	Bosch (Opt. Replacement)	BO	65	12	12161N
480LL Construction King						
188 Diesel	1988-79	Standard 12 Volt	DR	72	12	7186-3N
570LXT						
390 Diesel	1999-95	Bosch	BO	65	12	12161N
570LXT Series II						
390 Diesel	1998-	Bosch	BO	65	12	12161N
570MXT						
390 Diesel	1998-	Bosch	BO	65	12	12161N
580C Construction King						
207 Diesel	1980-75	Delco (Opt. 3-Pin Plug)	DR	72	12	7186-3N
580D Construction King						
207 Diesel	1984-80	Delco (Opt. 3-Pin Plug)	DR	72	12	7186-3N
580G Construction King						
All Engines	All	Lucas System	LU	70	12	12088N
580K						
4-390 Diesel	1994	Bosch (SN JYG0020000-On)	BO	65	12	12161N
4-390 Diesel	1993-91	Bosch (SN JYG0020000-On)	BO	95	12	12145N
4-390 Diesel	1990	Bosch (SN JYG0020000-On)	BO	65	12	12161N
4-390 Diesel	1989-86	Bosch (SN JYG0020000-On)	BO	95	12	12145N

ALTERNATORS

ALTERNATORS AND GENERATORS

ENGINE	YEAR	APPLICATION	Mfg	Amp	Volt	PART NUMBER
CASE - Loader (Cont'd)						
580L						
4-390 Diesel	1999-95	Bosch	BO	65	12	12161N
580L Series II						
4-390 Diesel	1998-	Bosch	BO	65	12	12161N
580M						
Case 445/M2	All	Bosch	BO	65	12	12161N
580SD						
All Engines	All	Delco	DR	72	12	7186-3N
580SK						
All Engines	All	Bosch (Opt.)	BO	95	12	12145N
All Engines		Bosch (Std.)	BO	65	12	12161N
580SL						
All Engines	All	Bosch	BO	65	12	12161N
580SL Series II						
All Engines	All	Bosch	BO	65	12	12161N
580SM						
Case 445T/M2	All	Bosch	BO	65	12	12161N
590 Turbo						
All Engines	All	Bosch (Opt.)	BO	95	12	12145N
All Engines		Bosch (Std.)	BO	65	12	12161N
590CK						
All Engines	1992-	Bosch	BO	65	12	12161N
590SL						
All Engines	1995-	Bosch	BO	65	12	12161N
590SL Series III						
Case 445TA/E3	2008-	Bosch	BO	65	12	12161N
590SM						
Case 445T/M2	All	Bosch	BO	65	12	12161N
680G Construction King						
336BD Diesel	1984-79	Std. 24 Volt	DR	40	24	7176N
680H Construction King						
336BD Diesel	1985-80	Std. 24 Volt	DR	40	24	7176N
680K Construction King						
6-590 Diesel	1988-84	Bosch (24 Volt)	BO	45	24	12147N
6-590 Diesel		Delco (24 Volt)	DR	40	24	7176N
680L Construction King						
6-590 Diesel	1994	Bosch (Opt.)	BO	95	12	12145N
6-590 Diesel	1993	Bosch (Opt.)	BO	65	12	12161N
6-590 Diesel	1992-89	Bosch (Opt.)	BO	95	12	12145N
6-590 Diesel	1988	Bosch (Opt.)	BO	65	12	12161N
780B Construction King						
336BDT Diesel	1988-83	Delco	DR	40	24	7176N
780C Construction King						
6T-590 Diesel	1988-84	Bosch (24 Volt)	BO	45	24	12147N
6T-590 Diesel		Delco (24 Volt)	DR	40	24	7176N

ALTERNATORS AND GENERATORS

ENGINE	YEAR	APPLICATION	Mfg	Amp	Volt	PART NUMBER
CASE - Loader (Cont'd)						
780D Construction King						
6T-590 Diesel	1992-91	Bosch (Opt.)	BO	95	12	12145N
6T-590 Diesel	1990	Bosch (Opt.)	BO	65	12	12161N
6T-590 Diesel	1989-88	Bosch (Opt.)	BO	95	12	12145N
CASE - Loader - Backhoe						
480C Construction King						
188 Diesel	1988-79	Standard 12 Volt	DR	72	12	7186-3N
CASE - Power Unit						
188D						
188 Diesel	1982-75	All	DR	72	12	7186-3N
336D						
336 Diesel	1982-79	All	DR	72	12	7186-3N
336 Diesel	1977-75	All	DR	72	12	7186-3N
CASE - Shovel						
Cruz-Air 40						
DD 4-53	1985-76	Delco	DR	72	12	7186-3N
Cruz-Air 80						
DD 8V-71	1979-76	Delco	DR	72	12	7186-3N
CASE - Skid Steer Loader						
40XT						
390 Diesel	All	Bosch	BO	65	12	12161N
420						
6-505 Diesel	2006-	Bosch	BO	135	12	12162N
6-505 Diesel		w/Bosch	BO	135	12	12162N
435						
Case 432T/M3 Diesel	2004-	Delco System	DR	95	12	8721N
Case 432T/M3 Diesel		Delco System (150 Amp upgrade)	DR	150	12	8721N-150A
445						
Case 432T/M3 Diesel	2004-	Delco System	DR	95	12	8721N
Case 432T/M3 Diesel		Delco System (150 Amp upgrade)	DR	150	12	8721N-150A
450						
Case 445T/M3 Diesel	2005-	Delco System	DR	95	12	8721N
Case 445T/M3 Diesel		Delco System (150 Amp upgrade)	DR	150	12	8721N-150A
465						
Case 445T/M3 Diesel	2005-	Delco System	DR	95	12	8721N
Case 445T/M3 Diesel		Delco System (150 Amp upgrade)	DR	150	12	8721N-150A
60XT						
390 Diesel	All	Bosch	BO	65	12	12161N
70XT						
390 Diesel	All	Bosch	BO	65	12	12161N
75XT						
390 Diesel	2001-98	Bosch	BO	65	12	12161N

ALTERNATORS

ALTERNATORS AND GENERATORS

ENGINE	YEAR	APPLICATION	Mfg	Amp	Volt	PART NUMBER
CASE - Skid Steer Loader (Cont'd)						
85XT						
390 Diesel	2001-98	Bosch	BO	65	12	12161N
90XT						
390 Diesel	2001-98	Bosch	BO	65	12	12161N
95XT						
390 Diesel	2001-98	Bosch	BO	65	12	12161N
CASE - Sprayer						
3150 Patriot						
Cummins 5.9L Diesel	2009-04	Bosch Alt.	BO	120	12	12373N
3185 Patriot						
Cummins 5.9L Diesel	2009-04	Bosch Alt.	BO	120	12	12373N
SPX3150 Patriot						
All Engines	2002-99	Bosch Alt.	BO	120	12	12373N
SPX3185 Patriot						
All Engines	2004-99	Bosch Alt.	BO	120	12	12373N
SPX3200						
All Engines	2004-01	Bosch Alt.	BO	120	12	12373N
SPX3200 Patriot						
All Engines	2002-01	Bosch Alt.	BO	120	12	12373N
SPX3200B Patriot						
All Engines	2001-01	Bosch Alt.	BO	120	12	12373N
SPX3310						
All Engines	2009-04	Bosch Alt.	BO	120	12	12373N
SPX4260						
All Engines	2004-01	Bosch Alt.	BO	135	12	12162N
SPX4260 Patriot						
All Engines	2001-99	Bosch Alt.	BO	135	12	12162N
SPX4410						
All Engines	2006-04	Bosch Alt.	BO	135	12	12162N
SPX4260						
All	2004-01	w/Bosch Alt.	BO	135	12	12162N
SPX4260 Patriot						
All	2001-99	w/Bosch Alt.	BO	135	12	12162N
SPX4410						
All	2006-04	w/Bosch Alt.	BO	135	12	12162N
CASE - Telescopic Handler						
686G						
4-390 Diesel	1998-	Bosch	BO	65	12	12161N
4T-390 Diesel		Bosch	BO	65	12	12161N
686G Series II						
4-390 Diesel	1999-	Bosch	BO	65	12	12161N
4T-390 Diesel		Bosch	BO	65	12	12161N

ALTERNATORS

ALTERNATORS AND GENERATORS

ENGINE	YEAR	APPLICATION	Mfg	Amp	Volt	PART NUMBER
CASE - Telescopic Handler (Cont'd)						
686GXR						
4-390 Diesel	1998-	Bosch	BO	65	12	12161N
4T-390 Diesel		Bosch	BO	65	12	12161N
686GXR Series II						
4-390 Diesel	1999-	Bosch	BO	65	12	12161N
4T-390 Diesel		Bosch	BO	65	12	12161N
688G						
4T-390 Diesel	2007-99	Bosch	BO	65	12	12161N
CASE - Track Loader						
420CT						
Case 432T/M3 Diesel	2008-	SN N7M455401-On	DR	95	12	8721N
Case 432T/M3 Diesel		SN N7M455401-On (150 Amp upgrade)	DR	150	12	8721N-150A
440CT						
Case 445T/M2 Diesel	2006-	To SN N7M483467	DR	95	12	8721N
Case 445T/M2 Diesel		To SN N7M483467 (150 Amp upgrade)	DR	150	12	8721N-150A
Case 445T/M3 Diesel	2008-	SN N7M483467-On	DR	95	12	8721N
Case 445T/M3 Diesel		SN N7M483467-On (150 Amp upgrade)	DR	150	12	8721N-150A
445CT						
Case 432T/M3 Diesel	2005-	Delco System	DR	95	12	8721N
Case 432T/M3 Diesel		Delco System (150 Amp upgrade)	DR	150	12	8721N-150A
450CT						
Case 445T/M3 Diesel	2005-	Delco System	DR	95	12	8721N
Case 445T/M3 Diesel		Delco System (150 Amp upgrade)	DR	150	12	8721N-150A
CASE - Tractor						
1150B						
451 Diesel	1978-73	To SN 7306659 (Sealed)	PS	22	24	7331N
1150C						
451 Diesel	1983-78	Opt. Delco	DR	40	24	7176N
1150D						
504 Diesel	1986-83	Std. Delco	DR	40	24	7176N
1150E						
6-590 Diesel	1989-85	Bosch (24 Volt, D+ Spade)	BO	45	24	12147N
6-590 Diesel		Bosch (24 Volt, D+ Stud)	BO	45	24	12148N
6-830 Diesel	1996-90	Bosch (24 Volt, D+ Spade)	BO	45	24	12147N
6-830 Diesel		Bosch (24 Volt, D+ Stud)	BO	45	24	12148N
1150G						
6-590 Diesel	2000-96	Bosch (24 Volt)	BO	45	24	12148N
1150H						
6-590 Diesel	2006-00	Bosch (Opt.)	BO	95	12	12145N
6-590 Diesel		Bosch (Std.)	BO	65	12	12161N
1450						
504 Diesel	1988-83	Delco	DR	40	24	7176N
504 Diesel	1980-73	Prestolite (Sealed, Early)	PS	22	24	7331N
1450B						
504 Diesel	1987-80	Std. Delco	DR	40	24	7176N

ALTERNATORS

ALTERNATORS AND GENERATORS

ENGINE	YEAR	APPLICATION	Mfg	Amp	Volt	PART NUMBER
CASE - Tractor (Cont'd)						
1550						
6-830 Diesel	1993-90	Bosch (24 Volt, D+ Stud)	BO	45	24	12148N
6-830 Diesel	1989-87	Bosch (24 Volt, D+ Spade)	BO	45	24	12147N
350B						
D-188 Diesel	1984-79	Opt. Delco	DR	72	12	7186-3N
450C						
4-390 Diesel	1993-83	Delco	DR	72	12	7186-3N
455C						
4-390 Diesel	1993-83	Delco	DR	72	12	7186-3N
550E						
4-390 Diesel	1995-92	Bosch	BO	65	12	12161N
550G						
4-390 Diesel	2000-95	Bosch	BO	65	12	12161N
550H						
4-390 Diesel	1999-	Bosch	BO	65	12	12161N
650G						
4-390 Diesel	2000-94	Bosch (Opt.)	BO	95	12	12145N
4-390 Diesel		Bosch (Std.)	BO	65	12	12161N
650H						
4-390 Diesel	2003-00	Bosch (Opt.)	BO	95	12	12145N
4-390 Diesel		Bosch (Std.)	BO	65	12	12161N
650K						
4-390 Diesel	2007-03	Bosch (Opt.)	BO	95	12	12145N
4-390 Diesel		Bosch (Std.)	BO	65	12	12161N
Case 4T-390	2003-	Bosch (Opt.)	BO	95	12	12145N
Case 4T-390		Bosch (Std.)	BO	65	12	12161N
650K Series 2						
Case 4.5L	2007-05	Bosch (Opt.)	BO	95	12	12145N
Case 4.5L		Bosch (Std.)	BO	65	12	12161N
Case 4.5L	2005-	Bosch (Opt.)	BO	95	12	12145N
Case 4.5L		Bosch (Std.)	BO	65	12	12161N
650K Series 3						
Case 4.5L	2007-	Bosch (Opt.)	BO	95	12	12145N
Case 4.5L		Bosch (Std.)	BO	65	12	12161N
750H						
Case 4-390	2003-00	Bosch (Opt.)	BO	95	12	12145N
Case 4-390		Bosch (Std.)	BO	65	12	12161N
750K						
Case 4T-390	2002-	Bosch (Opt.)	BO	95	12	12145N
Case 4T-390		Bosch (Std.)	BO	65	12	12161N
750K Series 2						
Case 4.5L	2005-	Bosch (Opt.)	BO	95	12	12145N
Case 4.5L		Bosch (Std.)	BO	65	12	12161N
750K Series 3						
Case 4.5L	2007-	Bosch (Opt.)	BO	95	12	12145N
Case 4.5L		Bosch (Std.)	BO	65	12	12161N

ALTERNATORS AND GENERATORS

ENGINE	YEAR	APPLICATION	Mfg	Amp	Volt	PART NUMBER
CASE - Tractor (Cont'd)						
850B						
336 Diesel	1981-76	Delco (24 Volt)	DR	40	24	7176N
850C						
336 Diesel	1984-81	Delco (24 Volt)	DR	40	24	7176N
850D						
6-590 Diesel	1991-84	Bosch (24 Volt, D+ Spade)	BO	45	24	12147N
6-590 Diesel		Bosch (24 Volt, D+ Stud)	BO	45	24	12148N
6-590 Diesel		Delco (24 Volt)	DR	40	24	7176N
850E						
6-590 Diesel	1993-92	Bosch (24 Volt)	BO	45	24	12148N
850G						
6-590 Diesel	2000-94	Bosch (24 Volt)	BO	45	24	12148N
850H						
6T-590 Diesel	2003-00	Bosch (Opt.)	BO	95	12	12145N
6T-590 Diesel		Bosch (Std.)	BO	65	12	12161N
850K						
Case 6T-590	2004-02	Bosch (Opt.)	BO	95	12	12145N
Case 6T-590		Bosch (Std.)	BO	65	12	12161N
850K Series 2						
Case 6.8L	2007-05	Bosch (Opt.)	BO	95	12	12145N
Case 6.8L		Bosch (Std.)	BO	65	12	12161N
850K Series 3						
Case 6.8L	2008-07	Bosch (Opt.)	BO	95	12	12145N
Case 6.8L		Bosch (Std.)	BO	65	12	12161N
855C						
336 Diesel	1984	Delco (24 Volt)	DR	40	24	7176N
855D						
6-590 Diesel	1991-84	Bosch (24 Volt, D+ Spade)	BO	45	24	12147N
6-590 Diesel		Bosch (24 Volt, D+ Stud)	BO	45	24	12148N
6-590 Diesel		Delco (24 Volt)	DR	40	24	7176N
855E						
6-590 Diesel	1993-92	Bosch (24 Volt)	BO	45	24	12148N
CASE - Tractor - Compact						
D35						
Shibaura 1.7L 35HP Diesel	2004-	Mitsubishi System	MI	40	12	12077N
D40						
Shibaura 2.0L 35HP Diesel	2004-	Mitsubishi System	MI	40	12	12077N
D45						
Shibaura 2.2L 45HP Diesel	2004-	Mitsubishi System	MI	40	12	12077N
DX29						
Shibaura 1.3L 29HP Diesel	2004-	Mitsubishi System	MI	40	12	12077N

ALTERNATORS

ALTERNATORS AND GENERATORS

ENGINE	YEAR	APPLICATION	Mfg	Amp	Volt	PART NUMBER
CASE - Tractor - Compact (Cont'd)						
DX31						
Shibaura 1.5L 31HP Diesel	2006-	w/o Cab	MI	40	12	12077N
DX33						
Shibaura 1.5L 33HP Diesel	2004-	Mitsubishi System	MI	40	12	12077N
DX34						
Shibaura 1.7L 35HP Diesel	2006-	w/o Cab	MI	40	12	12077N
DX35						
Shibaura 1.7L 35HP Diesel	2004-	Mitsubishi System	MI	40	12	12077N
DX40						
Shibaura 2.0L 35HP Diesel	2004-	Mitsubishi System	MI	40	12	12077N
DX45						
Shibaura 2.2L 45HP Diesel	2004-	Mitsubishi System	MI	40	12	12077N
CASE - Trencher						
25+4						
All Engines	1994-88	Bosch	BO	65	12	12161N
360						
All Engines	1998-93	Bosch	BO	65	12	12161N
460						
Kubota V1505-B Diesel	2001-94	Denso	ND	30	12	12190N
550						
4-390 Diesel	1991-89	Bosch (Opt.)	BO	65	12	12161N
560						
Kubota V2203 Diesel	2001-94	Bosch	BO	65	12	12161N
6010						
Kubota V2203 Diesel	2000-97	Denso	ND	40	12	12179N
6030						
390 Diesel	2000-97	Bosch	BO	65	12	12161N
660						
390 Diesel	2001-92	Bosch	BO	65	12	12161N
760						
390 Diesel	1997-93	Bosch	BO	65	12	12161N
All Engines	1992-88	Delco	DR	72	12	7186-3N
860						
390 Diesel	2001-93	Bosch	BO	65	12	12161N
DH4B						
Mitsubishi Diesel	1991-89	Bosch	BO	65	12	12161N
Mitsubishi Diesel	1988-82	Mitsubishi	MI	35	12	14687N
DH5						
188 Diesel	1970-	Delco	DR	72	12	7186-3N

ALTERNATORS AND GENERATORS

ENGINE	YEAR	APPLICATION	Mfg	Amp	Volt	PART NUMBER
CASE - Trencher (Cont'd)						
DH5 (Cont'd)						
207 Diesel		Delco	DR	72	12	7186-3N
DH5B						
207 Diesel	1970-	Delco	DR	72	12	7186-3N
Maxi-Sneaker						
Kubota V1505-B Diesel	2001-93	Denso	ND	40	12	12199N
Mitsubishi Diesel	1993-86	Mitsubishi	MI	35	12	14687N
TF1000						
207 Diesel	1970-	Delco	DR	72	12	7186-3N
TF300						
Deutz Diesel	1988-	Bosch	BO	65	12	12161N
CASE - Uni-Loader						
1818						
Onan Engines	1993-87	Bosch	BO	65	12	12161N
1825B						
Kubota Engine	1999-97	Denso	ND	30	12	12190N
1835						
148 / 159 Gas	1988-80	Delco	DR	72	12	7186-3N
188 Diesel		Delco	DR	72	12	7186-3N
1835B						
148 / 159 Gas	1988-82	Delco	DR	72	12	7186-3N
188 Diesel		Delco	DR	72	12	7186-3N
1835C						
Teledyne Diesel Engines	1998-92	Bosch (Opt.)	BO	65	12	12161N
Teledyne Gas Engines		Bosch (Opt.)	BO	65	12	12161N
1838						
Kubota Engine	1999-95	Denso	ND	40	12	12179N
1840						
390 Diesel	1999-90	Bosch (Replacement)	BO	65	12	12161N
1845B						
159 Gas	1985-82	Delco	DR	72	12	7186-3N
188 Diesel		Delco	DR	72	12	7186-3N
1845C						
390 Diesel	1999-93	Bosch (Opt.)	BO	65	12	12161N
1845S						
159 Gas	1982-75	Delco	DR	72	12	7186-3N
188 Diesel		Delco	DR	72	12	7186-3N
CASE - Wheel Loader						
521D						
390 Diesel	2001-	To SN JEE0135500 (Std.)	BO	45	24	12147N
Case 4.5L	2003-	SN JEE0135501-On	BO	70	24	12591N
521E						
Case 4.5L	2008-	Bosch (24 Volt)	BO	70	24	12591N

ALTERNATORS

ALTERNATORS AND GENERATORS

ENGINE	YEAR	APPLICATION	Mfg	Amp	Volt	PART NUMBER
CASE - Wheel Loader (Cont'd)						
600 Skid King						
336 Diesel	1979-75	Optional	DR	65	24	7197N
336 Diesel		Standard	DR	40	24	7176N
621						
6T-590 Diesel	1993-89	Bosch (24 Volt)	BO	45	24	12147N
621D						
Case 668TA/M2	2003-	SN JEE0135501-On	BO	70	24	12591N
721						
6T-830 Diesel	1993-89	Bosch (Std.)	BO	45	24	12147N
721D						
Iveco 6.8L	2003-	Bosch (24 Volt)	BO	70	24	12591N
800 Skid King						
336 Diesel	1978-73	Delco	DR	40	24	7176N
821						
6T-830 Diesel	1993-89	Bosch (24 Volt)	BO	45	24	12147N
825 Skid King						
336 Diesel	1979-75	Delco	DR	40	24	7176N
W11						
207 Diesel	1983-79	All	DR	72	12	7186-3N
W11B						
390 Diesel	1993-83	Delco System	DR	72	12	7186-3N
W14B						
6-590 Diesel	1989-85	Bosch, Optional	BO	45	24	12148N
6-590 Diesel		Bosch, Standard	BO	45	24	12147N
6-590 Diesel		Delco Alt. (Opt.)	DR	65	24	7197N
6-590 Diesel		Delco Alt. (Std.)	DR	40	24	7176N
W14C						
6-590 Diesel	1993-90	Bosch, Standard	BO	45	24	12147N
W14H						
336 Diesel	1984-75	Delco (3-Pin Plug)	DR	40	24	7176N
W18						
401 Diesel	1984-78	SN 9123140-On (Opt. Delco)	DR	40	24	7176N
401 Diesel		SN 9123140-On (Std. Delco)	DR	40	24	7176N
401 Diesel	1977-71	SN 9115403-On (Delco)	DR	65	24	7197N
W18B						
504 Diesel	1988-83	Bosch, Optional	BO	45	24	12147N
504 Diesel	1988-78	Delco (Std.)	DR	40	24	7176N
504 Diesel	1988-71	Delco (Opt.)	DR	65	24	7197N
W20						
401 Diesel	1981-78	SN 9123140-On (Opt. Delco)	DR	40	24	7176N
401 Diesel		SN 9123140-On (Std. Delco)	DR	40	24	7176N
401 Diesel	1977-71	SN 9115403-On (Delco)	DR	65	24	7197N
W20B						
401 Diesel	1984-80	Opt. Delco (24 Volt, 40 Amp)	DR	40	24	7176N
401 Diesel		Opt. Delco (24 Volt, 65 Amp)	DR	65	24	7197N
401 Diesel		Std. Delco (24 Volt, 40A)	DR	40	24	7176N

ALTERNATORS AND GENERATORS

ENGINE	YEAR	APPLICATION	Mfg	Amp	Volt	PART NUMBER
CASE - Wheel Loader (Cont'd)						
W20C						
504 Diesel	1989-82	Bosch, Optional	BO	45	24	12147N
504 Diesel		Delco (Opt.)	DR	65	24	7197N
504 Diesel		Delco (Std.)	DR	40	24	7176N
W24B						
504 Diesel	1977-75	SN 9120696-On (Opt. Delco)	DR	65	24	7197N
W24C						
504 Diesel	1985-77	Delco (Opt.)	DR	65	24	7197N
504 Diesel		Delco (Std.)	DR	40	24	7176N
W26B						
504 Diesel	1977-71	Delco (Opt. 65 Amp)	DR	65	24	7197N
W30						
504 Diesel	1989-84	Bosch, Optional	BO	45	24	12147N
504 Diesel		Delco (Opt.)	DR	65	24	7197N
504 Diesel		Delco (Std.)	DR	40	24	7176N
W36						
504 Diesel	1987-83	Standard	DR	40	24	7176N
504 Diesel	1987-78	Optional	DR	65	24	7197N
Cummins Diesel	All	Delco (Std.)	DR	65	24	7197N
CASE - Wheel Tractor						
380CK						
D-179 Diesel	1980-73	Lucas (Opt.)	LU	70	12	12088N
480C						
188 Diesel	1980-76	2-Pin Plug, R-Terminal Stud	DR	72	12	7186-3N
188 Diesel		3-Pin Plug	DR	72	12	7186-3N
580B Construction King						
188 Diesel	1976-71	2-Pin Plug, R-Terminal Stud	DR	72	12	7186-3N
188 Diesel		3-Pin Plug	DR	72	12	7186-3N
CASE - Windrower						
4000						
225 Gas	1992-85	Bosch	BO	65	12	12161N
225 Gas		Delco (Opt.)	DR	72	12	7186-3N
225 Gas		Delco (Std.)	DR	72	12	7186-3N
225 Gas		Upgrade 105 Amp version	DR	105	12	7186-12N-105A
232 / 258 Gas		Bosch	BO	65	12	12161N
232 / 258 Gas		Delco (Opt.)	DR	72	12	7186-3N
232 / 258 Gas		Delco (Std.)	DR	72	12	7186-3N
232 / 258 Gas		Upgrade 105 Amp version	DR	105	12	7186-12N-105A
239 Diesel		Bosch	BO	65	12	12161N
239 Diesel		Delco (Opt.)	DR	72	12	7186-3N
239 Diesel		Delco (Std.)	DR	72	12	7186-3N
239 Diesel		Upgrade 105 Amp version	DR	105	12	7186-12N-105A
5000						
225 Gas	1992-85	Bosch	BO	65	12	12161N
225 Gas		Delco (Opt.)	DR	72	12	7186-3N
225 Gas		Delco (Std.)	DR	72	12	7186-3N
225 Gas		Upgrade 105 Amp version	DR	105	12	7186-12N-105A
232 / 258 Gas		Bosch	BO	65	12	12161N
232 / 258 Gas		Delco (Opt.)	DR	72	12	7186-3N

ALTERNATORS

ALTERNATORS AND GENERATORS

ALTERNATORS

ENGINE	YEAR	APPLICATION	Mfg	Amp	Volt	PART NUMBER
CASE - Windrower (Cont'd)						
5000 (Cont'd)						
232 / 258 Gas		Delco (Std.)	DR	72	12	7186-3N
232 / 258 Gas		Upgrade 105 Amp version	DR	105	12	7186-12N-105A
239 Diesel		Bosch	BO	65	12	12161N
239 Diesel		Delco (Opt.)	DR	72	12	7186-3N
239 Diesel		Delco (Std.)	DR	72	12	7186-3N
239 Diesel		Upgrade 105 Amp version	DR	105	12	7186-12N-105A
5500						
225 Gas	1992-85	Delco (Opt.)	DR	72	12	7186-3N
225 Gas		Delco (Std.)	DR	72	12	7186-3N
225 Gas		Upgrade 105 Amp version	DR	105	12	7186-12N-105A
232 / 258 Gas		Delco (Opt.)	DR	72	12	7186-3N
232 / 258 Gas		Delco (Std.)	DR	72	12	7186-3N
232 / 258 Gas		Upgrade 105 Amp version	DR	105	12	7186-12N-105A
239 Diesel		Delco (Opt.)	DR	72	12	7186-3N
239 Diesel		Delco (Std.)	DR	72	12	7186-3N
239 Diesel		Upgrade 105 Amp version	DR	105	12	7186-12N-105A
6000						
225 Gas	1992-85	Delco (Std.)	DR	105	12	7853N
390 Diesel		Delco (Std.)	DR	105	12	7853N
6500						
225 Gas	1992-85	Delco (Std.)	DR	105	12	7853N
390 Diesel		Delco (Std.)	DR	105	12	7853N
850						
3 Cyl. 154 Diesel	1965-60	Lucas (Opt.)	LU	22	12	15027N
3-154 Diesel		Lucas Generator (Std.)	LU	11	12	15005N
8830						
Diesel Engines	1997-83	Bosch	BO	65	12	12161N
8840						
All Engines	1993-87	Bosch	BO	65	12	12161N
9840						
All Engines	1993-87	Bosch	BO	65	12	12161N
CASE - Woodland						
40LC						
DD 4-53	1986-82	Delco	DR	72	12	7186-3N
CATERPILLAR - Agricultural Tractor						
35 Challenger						
3116 Engine	2007-94	Delco 21SI, 130A	DR	130	12	7681N
3116 Engine	2001-94	Bosch Replacement Unit, 200 Amp	BO	200	12	12715N
45 Challenger						
3116 Engine	2007-94	Delco 21SI, 130A	DR	130	12	7681N
3116 Engine	2001-94	Bosch Replacement Unit, 200 Amp	BO	200	12	12715N
55 Challenger						
3126 Engine	2007-95	Delco 21SI, 130A	DR	130	12	7681N
3126 Engine	2001-96	Bosch Replacement Unit, 200 Amp	BO	200	12	12715N
Perkins 7258 Diesel	2007-95	Delco 21SI, 130A	DR	130	12	7681N
65 Challenger						
3176 Engine	2001-98	Bosch Replacement Unit, 200 Amp	BO	200	12	12715N

ALTERNATORS AND GENERATORS

ENGINE	YEAR	APPLICATION	Mfg	Amp	Volt	PART NUMBER
CATERPILLAR - Agricultural Tractor (Cont'd)						
75 Challenger						
3176 Engine	2001-90	Bosch Replacement Unit, 200 Amp	BO	200	12	12715N
3176 Engine	1997-90	Delco 21SI, 130A	DR	130	12	7681N
85 Challenger						
3176 Engine	1996-93	Bosch Replacement Unit, 200 Amp	BO	200	12	12715N
3176 Engine		Delco 21SI, 130A	DR	130	12	7681N
3196 Engine	2001-97	Bosch Replacement Unit, 200 Amp	BO	200	12	12715N
3196 Engine		Delco 21SI, 130A	DR	130	12	7681N
95 Challenger						
3196 Engine	2001-97	Bosch Replacement Unit, 200 Amp	BO	200	12	12715N
CATERPILLAR - Backhoe						
416						
Perkins 4-236	1993-85	Bosch	BO	65	12	12161N
416B						
Perkins 3054	1996-92	All	BO	95	12	12145N
416C						
Perkins 3054	1996-	Std.	ND	55	12	12346N
426B						
Perkins 3054	1996-92	All	BO	95	12	12145N
426C						
Perkins 3054	1996-	Std.	ND	55	12	12346N
428B						
Perkins 3054	1996-92	All	BO	95	12	12145N
436B						
Perkins 3054	1996-92	All	BO	95	12	12145N
436C						
Perkins 3054	1996-	Std.	ND	55	12	12346N
438B						
Cat. 3114	1996-92	All	BO	95	12	12145N
Perkins 3054		All	BO	95	12	12145N
446B						
Cat. 3114	1996-94	All	BO	95	12	12145N
CATERPILLAR - Compactor						
815						
Cat. 3306	1981-79	20SI Delco	DR	45	24	7297N
Cat. 3306	1981-70	25SI Delco	DR	50	24	7254N
Cat. 3306		Prestolite	PS	22	24	7331N
815B						
Cat. 3306	1996-94	26SI Delco	DR	50	24	7254N
Cat. 3306	1996-85	Denso	ND	50	24	12060N
Cat. 3306	1993-81	20SI Delco	DR	45	24	7297N
Cat. 3306		25SI Delco	DR	50	24	7254N
815F						
Cat. 3306	1996-95	26SI Delco	DR	50	24	7254N
Cat. 3306		Denso	ND	50	24	12060N

ALTERNATORS

ALTERNATORS AND GENERATORS

ENGINE	YEAR	APPLICATION	Mfg	Amp	Volt	PART NUMBER
CATERPILLAR - Compactor (Cont'd)						
816						
Cat. 3306	1981-72	20SI Delco	DR	45	24	7297N
Cat. 3306		25SI Delco	DR	50	24	7254N
Cat. 3306		Prestolite	PS	22	24	7331N
816B						
Cat. 3306	1993-81	20SI Delco	DR	45	24	7297N
Cat. 3306		25SI Delco	DR	50	24	7254N
Cat. 3406	1996-94	26SI Delco	DR	50	24	7254N
Cat. 3406	1996-85	Denso	ND	50	24	12060N
816F						
Cat. 3306	1996-95	26SI Delco	DR	50	24	7254N
Cat. 3306		Denso	ND	50	24	12060N
825B						
D-343 Diesel	1979-70	25SI Delco	DR	50	24	7254N
D-343 Diesel		Prestolite	PS	22	24	7331N
D-343 Diesel	1979	20SI Delco	DR	45	24	7297N
825C						
Cat. 3406	1996-94	26SI Delco	DR	50	24	7254N
Cat. 3406	1996-79	Denso	ND	50	24	12060N
Cat. 3406	1993-79	20SI Delco	DR	45	24	7297N
Cat. 3406	1993-78	25SI Delco	DR	50	24	7254N
Cat. 3406	1978	Prestolite	PS	22	24	7331N
825G						
Cat. 3406	1996-95	26SI Delco	DR	50	24	7254N
Cat. 3406		Denso	ND	50	24	12060N
826B						
D-343 Diesel	1979-70	25SI Delco	DR	50	24	7254N
D-343 Diesel		Prestolite	PS	22	24	7331N
D-343 Diesel	1979	20SI Delco	DR	45	24	7297N
826C						
Cat. 3406	1996-94	26SI Delco	DR	50	24	7254N
Cat. 3406	1996-79	Denso	ND	50	24	12060N
Cat. 3406	1993-79	20SI Delco	DR	45	24	7297N
Cat. 3406	1993-78	25SI Delco	DR	50	24	7254N
Cat. 3406	1978	Prestolite	PS	22	24	7331N
826G						
Cat. 3406	1996-95	26SI Delco	DR	50	24	7254N
Cat. 3406		Denso	ND	50	24	12060N
835						
All Engines	1974-70	25SI Delco	DR	50	24	7254N
836						
Cat. 3408	1996-93	26SI Delco	DR	50	24	7254N
Cat. 3408		Denso	ND	50	24	12060N
CATERPILLAR - Dozer						
D10T						
Caterpillar C27, 27.2L Diesel	2009-04	Denso , 24 Volt / 95 Amp	ND	95	24	12770N

ALTERNATORS AND GENERATORS

ENGINE	YEAR	APPLICATION	Mfg	Amp	Volt	PART NUMBER
CATERPILLAR - Dozer (Cont'd)						
D11R						
Caterpillar 3508, 35.4L Diesel	2003-99	Denso , 24 Volt / 95 Amp	ND	95	24	12770N
D6R						
Caterpillar C9, 9.3L Diesel	2007-04	D6R-WXIII, Denso , 24 Volt / 95 Amp	ND	95	24	12770N
Caterpillar C9, 9.3L Diesel		D6R-XLIII, Denso , 24 Volt / 95 Amp	ND	95	24	12770N
Caterpillar C9, 9.3L Diesel	2007-02	D6R-III, Denso , 24 Volt / 95 Amp	ND	95	24	12770N
Caterpillar C9, 9.3L Diesel		D6R-WXII, Denso , 24 Volt / 95 Amp	ND	95	24	12770N
D7R						
Caterpillar 3176C, 10.3L Diesel	2007-00	LGPII, Denso , 24 Volt / 95 Amp	ND	95	24	12770N
D9T						
Caterpillar C18, 18.3L Diesel	2009-04	Denso , 24 Volt / 95 Amp	ND	95	24	12770N
CATERPILLAR - Engine Industrial						
1673C						
1673C - 6 Cyl. Engine	1977-71	25SI Delco	DR	50	24	7254N
1674						
1674 - 6 Cyl. Engine	1977-67	25SI Delco	DR	50	24	7254N
1693						
1693 - 6 Cyl. Engine	1977-71	25SI Delco	DR	50	24	7254N
3054 Perkins						
3054 Perkins Engine	1995-	Bosch	BO	55	12	12164N
3176B						
3176B Engine	1997-92	Motorola (Insulated Ground)	MO	35	24	8050N
3176C						
3176C Engine	1997-	Motorola (Insulated Ground)	MO	35	24	8050N
3196						
3196 Engine	1997-	Motorola (Insulated Ground)	MO	35	24	8050N
3208						
3208 Engine	1995-93	25SI Delco	DR	50	24	7254N
3208 Engine	1992	25SI Delco	DR	75	24	7252N
3208 Engine	1991-86	25SI Delco	DR	50	24	7254N
3208 Engine	1990-86	20SI Delco	DR	45	24	7297N
3304						
3304 Engine	1997-94	26SI Delco	DR	50	24	7254N
3304 Engine	1997-	Motorola (Insulated Ground)	MO	35	24	8050N
3304 Engine	1993-86	25SI Delco	DR	50	24	7254N
3304 Engine	1990-86	20SI Delco	DR	45	24	7297N
3306						
3306 Engine	1997-94	26SI Delco	DR	50	24	7254N
3306 Engine	1997-	Motorola (Insulated Ground)	MO	35	24	8050N
3306 Engine	1993-85	25SI Delco	DR	50	24	7254N
3306 Engine	1990-85	20SI Delco	DR	45	24	7297N

ALTERNATORS

ALTERNATORS AND GENERATORS

ENGINE	YEAR	APPLICATION	Mfg	Amp	Volt	PART NUMBER
CATERPILLAR - Engine Industrial (Cont'd)						
3406						
3406 Engine	1997-94	26SI Delco	DR	50	24	7254N
3406 Engine	1997-92	Motorola (Insulated Ground)	MO	35	24	8050N
3406 Engine	1993-90	25SI Delco	DR	50	24	7254N
3406 Engine	1990-86	20SI Delco	DR	45	24	7297N
3406 Engine	1989-87	25SI Delco	DR	75	24	7252N
3406 Engine	1986	25SI Delco	DR	50	24	7254N
3408						
3408 Engine	1997-94	26SI Delco	DR	50	24	7254N
3408 Engine	1997-92	Motorola (Insulated Ground)	MO	35	24	8050N
3408 Engine	1993-86	25SI Delco	DR	50	24	7254N
3408 Engine	1990-86	20SI Delco	DR	45	24	7297N
3412						
3412 Engine	1997-94	26SI Delco	DR	50	24	7254N
3412 Engine	1997-92	Motorola (Insulated Ground)	MO	35	24	8050N
3412 Engine	1993-88	25SI Delco	DR	50	24	7254N
3412 Engine	1990-86	20SI Delco	DR	45	24	7297N
3412 Engine	1987	25SI Delco	DR	75	24	7252N
3412 Engine	1986	25SI Delco	DR	50	24	7254N
3508						
3508 Engine	1993-86	20SI Delco	DR	45	24	7297N
3508 Engine		25SI Delco	DR	75	24	7252N
3512						
3512 Engine	1993-86	20SI Delco	DR	45	24	7297N
3512 Engine		25SI Delco	DR	75	24	7252N
3516						
3516 Engine	1993-86	20SI Delco	DR	45	24	7297N
3516 Engine		25SI Delco	DR	75	24	7252N
Various Models						
3114	1997-88	Bosch, From 1977	BO	55	24	12167N
3116		Bosch, From 1977	BO	55	24	12167N
3176B	1997-92	Motorola System (24 Volt)	MO	35	24	8050N
3176C	1997-	Motorola System (24 Volt)	MO	35	24	8050N
3196C		Motorola System (24 Volt)	MO	35	24	8050N
3208	1993-86	Delco System (25SI - 24 Volt)	DR	75	24	7252N
3208	1990-86	Delco System (20SI - 24 Volt)	DR	45	24	7297N
3304	1997-94	Motorola System (24 Volt)	MO	35	24	8050N
3304	1993-86	Delco System (25SI - 24 Volt)	DR	75	24	7252N
3304	1990-86	Delco System (20SI - 24 Volt)	DR	45	24	7297N
3306	1997-94	Motorola System (24 Volt)	MO	35	24	8050N
3306	1993-86	Delco System (25SI - 24 Volt)	DR	75	24	7252N
3306	1990-86	Delco System (20SI - 24 Volt)	DR	45	24	7297N
3406	1996-80	Motorola System (24 Volt)	MO	35	24	8050N
3406	1993-86	Delco System (25SI - 24 Volt)	DR	75	24	7252N
3406	1990-86	Delco System (20SI - 24 Volt)	DR	45	24	7297N
3406B	1996-80	Motorola System (24 Volt)	MO	35	24	8050N
3406C	1995-	Motorola System (24 Volt)	MO	35	24	8050N
3408	1996-80	Motorola System (24 Volt)	MO	35	24	8050N
3408	1993-86	Delco System (25SI - 24 Volt)	DR	75	24	7252N
3408	1990-86	Delco System (20SI - 24 Volt)	DR	45	24	7297N
3412	1996-80	Motorola System (24 Volt)	MO	35	24	8050N
3412	1993-86	Delco System (25SI - 24 Volt)	DR	75	24	7252N
3412	1990-86	Delco System (20SI - 24 Volt)	DR	45	24	7297N
3508	1993-86	Delco System (20SI - 24 Volt)	DR	45	24	7297N
3508		Delco System (25SI - 24 Volt)	DR	75	24	7252N

ALTERNATORS AND GENERATORS

ENGINE	YEAR	APPLICATION	Mfg	Amp	Volt	PART NUMBER
CATERPILLAR - Engine Industrial (Cont'd)						
Various Models (Cont'd)						
3512		Delco System (20SI - 24 Volt)	DR	45	24	7297N
3512		Delco System (25SI - 24 Volt)	DR	75	24	7252N
3516		Delco System (20SI - 24 Volt)	DR	45	24	7297N
3516		Delco System (25SI - 24 Volt)	DR	75	24	7252N
CATERPILLAR - Excavator						
215						
All Engines	1984-82	Bosch (Std.)	BO	35	24	12165N
All Engines	1984-76	20SI Delco	DR	45	24	7297N
All Engines		25SI Delco	DR	50	24	7254N
All Engines	1981-76	Prestolite	PS	22	24	7331N
215B						
All Engines	1992-85	Denso (Opt.)	ND	50	24	12060N
All Engines	1992-82	Bosch (Std.)	BO	35	24	12165N
All Engines	1992-80	20SI Delco	DR	45	24	7297N
All Engines		25SI Delco	DR	50	24	7254N
215C						
All Engines	1992-87	20SI Delco	DR	45	24	7297N
All Engines		25SI Delco	DR	50	24	7254N
All Engines		Bosch (Std.)	BO	35	24	12165N
All Engines		Denso (Opt.)	ND	50	24	12060N
219						
All Engines	1992-87	20SI Delco	DR	45	24	7297N
All Engines		25SI Delco	DR	50	24	7254N
All Engines		Bosch (Std.)	BO	35	24	12165N
All Engines		Denso (Opt.)	ND	50	24	12060N
219D						
All Engines	1992-87	20SI Delco	DR	45	24	7297N
All Engines		25SI Delco	DR	50	24	7254N
All Engines		Bosch (Std.)	BO	35	24	12165N
All Engines		Denso (Opt.)	ND	50	24	12060N
225						
Cat. 3208	1986-85	Denso (Opt.)	ND	50	24	12060N
Cat. 3208	1986-82	Bosch (Std.)	BO	35	24	12165N
Cat. 3208	1986-72	20SI Delco	DR	45	24	7297N
Cat. 3208		25SI Delco	DR	50	24	7254N
225B						
Cat. 3304	1992-86	20SI Delco	DR	45	24	7297N
Cat. 3304		25SI Delco	DR	50	24	7254N
Cat. 3304		Bosch (Std.)	BO	35	24	12165N
Cat. 3304		Denso (Opt.)	ND	50	24	12060N
225D						
Cat. 3304	1992-86	20SI Delco	DR	45	24	7297N
Cat. 3304		25SI Delco	DR	50	24	7254N
Cat. 3304		Bosch (Std.)	BO	35	24	12165N
Cat. 3304		Denso (Opt.)	ND	50	24	12060N
227						
Cat. 3208	1992-86	20SI Delco	DR	45	24	7297N
Cat. 3208		25SI Delco	DR	50	24	7254N
Cat. 3208		Bosch (Std.)	BO	35	24	12165N
Cat. 3208		Denso (Opt.)	ND	50	24	12060N

ALTERNATORS AND GENERATORS

ENGINE	YEAR	APPLICATION	Mfg	Amp	Volt	PART NUMBER
CATERPILLAR - Excavator (Cont'd)						
229A						
Cat. 3304	1992-86	20SI Delco	DR	45	24	7297N
Cat. 3304		25SI Delco	DR	50	24	7254N
Cat. 3304		Bosch (Std.)	BO	35	24	12165N
Cat. 3304		Denso (Opt.)	ND	50	24	12060N
229D						
Cat. 3304	1992-86	20SI Delco	DR	45	24	7297N
Cat. 3304		25SI Delco	DR	50	24	7254N
Cat. 3304		Bosch (Std.)	BO	35	24	12165N
Cat. 3304		Denso (Opt.)	ND	50	24	12060N
235						
Cat. 3306	1986-85	Denso (Opt.)	ND	50	24	12060N
Cat. 3306	1986-82	Bosch (Std.)	BO	35	24	12165N
Cat. 3306	1986-73	20SI Delco	DR	45	24	7297N
Cat. 3306		25SI Delco	DR	50	24	7254N
235B						
Cat. 3306	1992-86	20SI Delco	DR	45	24	7297N
Cat. 3306		25SI Delco	DR	50	24	7254N
Cat. 3306		Bosch (Std.)	BO	35	24	12165N
Cat. 3306		Denso (Opt.)	ND	50	24	12060N
235C						
Cat. 3306	1992-88	20SI Delco	DR	45	24	7297N
Cat. 3306		25SI Delco	DR	50	24	7254N
Cat. 3306		Bosch (Std.)	BO	35	24	12165N
Cat. 3306		Denso (Opt.)	ND	50	24	12060N
235D						
Cat. 3306	1992-88	20SI Delco	DR	45	24	7297N
Cat. 3306		25SI Delco	DR	50	24	7254N
Cat. 3306		Bosch (Std.)	BO	35	24	12165N
Cat. 3306		Denso (Opt.)	ND	50	24	12060N
245						
Cat. 3406	1988-85	Denso (Opt.)	ND	50	24	12060N
Cat. 3406	1988-82	Bosch (Std.)	BO	35	24	12165N
Cat. 3406	1988-72	20SI Delco	DR	45	24	7297N
Cat. 3406		25SI Delco	DR	50	24	7254N
Cat. 3406	1981-72	Prestolite	PS	22	24	7331N
245B						
Cat. 3406	1992-89	20SI Delco	DR	45	24	7297N
Cat. 3406		25SI Delco	DR	50	24	7254N
Cat. 3406		Bosch (Std.)	BO	35	24	12165N
Cat. 3406		Denso (Opt.)	ND	50	24	12060N
245D						
Cat. 3406	1992-89	20SI Delco	DR	45	24	7297N
Cat. 3406		25SI Delco	DR	50	24	7254N
Cat. 3406		Bosch (Std.)	BO	35	24	12165N
Cat. 3406		Denso (Opt.)	ND	50	24	12060N
301.5 Mini Excavator						
Cat. 3003 (17.4HP Diesel)	1999-	Denso System	ND	55	12	12470N
301.6 Mini Excavator						
Cat. 3003 (17.4HP Diesel)	1999-	Denso System	ND	55	12	12470N

ALTERNATORS AND GENERATORS

ENGINE	YEAR	APPLICATION	Mfg	Amp	Volt	PART NUMBER
CATERPILLAR - Excavator (Cont'd)						
301.8 Mini Excavator						
Cat. 3003 (17.4HP Diesel)	1999-	Denso System	ND	55	12	12470N
302.5 Mini Excavator						
Cat. 3013 (22.9HP Diesel)	1999-	Denso System	ND	55	12	12470N
303CR Mini Excavator						
Cat. 3013 (26.1HP Diesel)	1999-	Denso System	ND	55	12	12470N
304CR Mini Excavator						
Cat. 3013 (37.0HP Diesel)	1999-	Denso System	ND	55	12	12470N
317B						
Caterpillar 3046, 5.0L Gas	2003-98	Mitsubishi, 24 Volt / 50 Amp	MI	50	24	12748N
318B						
Caterpillar 3046, 5.0L Gas	2003-99	Mitsubishi, 24 Volt / 50 Amp	MI	50	24	12748N
318C						
Caterpillar 3066, 6.7L Diesel	2008-02	Mitsubishi, 24 Volt / 50 Amp	MI	50	24	12748N
320B						
Caterpillar 3066, 6.7L Diesel	2007-96	Log Loader, Mitsubishi, 24 Volt / 50 Amp	MI	50	24	12748N
Caterpillar 3066, 6.7L Diesel		RB, Mitsubishi, 24 Volt / 50 Amp	MI	50	24	12748N
322 L						
Cat. 3116	1996-93	Bosch	BO	55	24	12167N
CATERPILLAR - Forestry Loader						
FB227						
Cat. 3208	1993-92	All	BO	35	24	12165N
Cat. 3208	1991-88	All	DR	45	24	7297N
Cat. 3208	1987	All	BO	35	24	12165N
Cat. 3208	1986	All	DR	50	24	7254N
Cat. 3208	1985-83	All	BO	35	24	12165N
CATERPILLAR - Grader						
112F						
All Engines	1974-70	25SI Delco	DR	50	24	7254N
All Engines	1974-67	Prestolite	PS	22	24	7331N
120						
All Engines	1974-70	25SI Delco	DR	50	24	7254N
All Engines	1971-69	Prestolite	PS	22	24	7331N
120B						
All Engines	1989-79	20SI Delco	DR	45	24	7297N
All Engines	1978-72	Prestolite	PS	22	24	7331N
120G						
Cat. 3304	1995-94	26SI Delco	DR	50	24	7254N

ALTERNATORS

ALTERNATORS AND GENERATORS

ENGINE	YEAR	APPLICATION	Mfg	Amp	Volt	PART NUMBER
CATERPILLAR - Grader (Cont'd)						
120G (Cont'd)						
Cat. 3304	1995-85	Denso (Opt.)	ND	50	24	12060N
Cat. 3304	1995-82	Bosch (Std.)	BO	35	24	12165N
Cat. 3304	1993-79	20SI Delco	DR	45	24	7297N
Cat. 3304	1993-73	25SI Delco	DR	50	24	7254N
Cat. 3304	1978-73	Prestolite	PS	22	24	7331N
12F						
All Engines	1973-69	Delco	DR	50	24	7254N
All Engines		Prestolite	PS	22	24	7331N
12G						
Cat. 3306	1995-94	26SI Delco	DR	50	24	7254N
Cat. 3306	1995-85	Denso (Opt.)	ND	50	24	12060N
Cat. 3306	1995-82	Bosch (Std.)	BO	35	24	12165N
Cat. 3306	1993-79	20SI Delco	DR	45	24	7297N
Cat. 3306	1993-73	25SI Delco	DR	50	24	7254N
Cat. 3306	1978-73	Prestolite	PS	22	24	7331N
130G						
Cat. 3304	1995-94	26SI Delco	DR	50	24	7254N
Cat. 3304	1995-85	Denso (Opt.)	ND	50	24	12060N
Cat. 3304	1995-82	Bosch (Std.)	BO	35	24	12165N
Cat. 3304	1993-79	20SI Delco	DR	45	24	7297N
Cat. 3304	1993-73	25SI Delco	DR	50	24	7254N
Cat. 3304	1978-73	Prestolite	PS	22	24	7331N
14						
All Engines	1971-69	Prestolite	PS	22	24	7331N
140						
All Engines	1974-70	20SI Delco	DR	45	24	7297N
All Engines		Prestolite	PS	22	24	7331N
140G						
Cat. 3306	1995-94	26SI Delco	DR	50	24	7254N
Cat. 3306	1995-85	Denso (Opt.)	ND	50	24	12060N
Cat. 3306	1995-82	Bosch (Std.)	BO	35	24	12165N
Cat. 3306	1993-79	20SI Delco	DR	45	24	7297N
Cat. 3306	1993-73	25SI Delco	DR	50	24	7254N
Cat. 3306	1978-73	Prestolite	PS	22	24	7331N
140H						
Cat. 3306	2000-94	20SI Delco	DR	45	24	7297N
Cat. 3306		Bosch (Std.)	BO	35	24	12165N
Cat. 3306		Denso (Opt.)	ND	50	24	12060N
Cat. 3306	2000	26SI Delco	DR	50	24	7254N
Cat. 3306	1999-98	26SI Delco	DR	75	24	7252N
Cat. 3306	1997-94	26SI Delco	DR	50	24	7254N
14E						
All Engines	1973-69	Delco	DR	50	24	7254N
All Engines		Prestolite	PS	22	24	7331N
14G						
Cat. 3306	1995-94	26SI Delco	DR	50	24	7254N
Cat. 3306	1995-85	Denso (Opt.)	ND	50	24	12060N
Cat. 3306	1995-82	Bosch (Std.)	BO	35	24	12165N
Cat. 3306	1993-79	20SI Delco	DR	45	24	7297N
Cat. 3306	1993-73	25SI Delco	DR	50	24	7254N
Cat. 3306	1978-73	Prestolite	PS	22	24	7331N

ALTERNATORS AND GENERATORS

ENGINE	YEAR	APPLICATION	Mfg	Amp	Volt	PART NUMBER
CATERPILLAR - Grader (Cont'd)						
16						
All Engines	1973-70	Delco	DR	50	24	7254N
16G						
Cat. 3406	1995-94	26SI Delco	DR	50	24	7254N
Cat. 3406	1995-85	Denso	ND	50	24	12060N
Cat. 3406	1993-73	25SI Delco	DR	50	24	7254N
Cat. 3406	1978-73	Prestolite	PS	22	24	7331N
CATERPILLAR - Industrial Tractor						
RM241						
All Engines	1979-71	Prestolite	PS	22	24	7331N
RM263						
All Engines	1979-71	Prestolite	PS	22	24	7331N
T224						
All Engines	1979-71	Prestolite	PS	22	24	7331N
T225						
All Engines	1979-71	Prestolite	PS	22	24	7331N
Cat. 1404	1985-	Std.	DR	72	12	7186-3N
T226						
All Engines	1979-71	Prestolite	PS	22	24	7331N
CATERPILLAR - Lift Truck						
540S						
Continental F-227	1980-71	Std.	DR	72	12	7186-3N
600S						
Continental F-227	1980-71	Std.	DR	72	12	7186-3N
670S						
Continental F-227	1980-71	Std.	DR	72	12	7186-3N
AH40						
Cat. 3208	1993-86	20SI Delco	DR	60	12	7266N
AH46						
Cat. 3208	1990-86	20SI Delco	DR	60	12	7266N
AH52						
Cat. 3208	1990-86	20SI Delco	DR	60	12	7266N
AH60						
Cat. 3208	1990-86	20SI Delco	DR	60	12	7266N
AM36						
Cat. 3208	1990-86	20SI Delco	DR	60	12	7266N
AM40						
Cat. 3208	1990-86	20SI Delco	DR	60	12	7266N
C3000						
Mits. K21 Eng.	2009-04	Mits. 50 Amp, 10mm belt	MI	50	12	12566N
Mits. K21 Eng.		Mits. 50 Amp, 13mm belt	MI	50	12	12564N
C3500						
Mits. K21 Eng.	2009-04	Mits. 50 Amp, 10mm belt	MI	50	12	12566N
Mits. K21 Eng.		Mits. 50 Amp, 13mm belt	MI	50	12	12564N

ALTERNATORS

ALTERNATORS AND GENERATORS

ENGINE	YEAR	APPLICATION	Mfg	Amp	Volt	PART NUMBER
CATERPILLAR - Lift Truck (Cont'd)						
C4000						
Mits. K25 Eng.	2009-04	Mits. 50 Amp, 10mm belt	MI	50	12	12566N
Mits. K25 Eng.		Mits. 50 Amp, 13mm belt	MI	50	12	12564N
C5000						
Mits. K25 Eng.	2009-04	Mits. 50 Amp, 10mm belt	MI	50	12	12566N
Mits. K25 Eng.		Mits. 50 Amp, 13mm belt	MI	50	12	12564N
C5500						
Mits. K25 Eng.	2009-04	Mits. 50 Amp, 10mm belt	MI	50	12	12566N
Mits. K25 Eng.		Mits. 50 Amp, 13mm belt	MI	50	12	12564N
C6500						
Mits. K25 Eng.	2009-04	Mits. 50 Amp, 10mm belt	MI	50	12	12566N
Mits. K25 Eng.		Mits. 50 Amp, 13mm belt	MI	50	12	12564N
GC15						
Mitsubishi 4G63	1997-92	Opt.	MI	65	12	12303
Mitsubishi 4G63		Std.	MI	50	12	12311N
GC18						
Mitsubishi 4G63	1997-92	Opt.	MI	65	12	12303
Mitsubishi 4G63		Std.	MI	50	12	12311N
GC20						
Mitsubishi 4G63	1997-92	Opt.	MI	65	12	12303
Mitsubishi 4G63		Std.	MI	50	12	12311N
GC25						
Mitsubishi 4G63	1997-92	Opt.	MI	65	12	12303
Mitsubishi 4G63		Std.	MI	50	12	12311N
Mitsubishi 4G64		Opt.	MI	65	12	12303
Mitsubishi 4G64		Std.	MI	50	12	12311N
GC30						
Mitsubishi 4G64	1997-92	Opt.	MI	65	12	12303
Mitsubishi 4G64		Std.	MI	50	12	12311N
GP15						
Mitsubishi 4G63	1997-94	Opt.	MI	65	12	12303
Mitsubishi 4G63		Std.	MI	50	12	12311N
GP18						
Mitsubishi 4G15	All	Opt.	MI	65	12	12303
Mitsubishi 4G15		Std.	MI	50	12	12311N
GP20						
Mitsubishi 4G63	All	Opt.	MI	65	12	12303
Mitsubishi 4G63		Std.	MI	50	12	12311N
GP25						
Mitsubishi 4G63	All	Opt.	MI	65	12	12303
Mitsubishi 4G63		Std.	MI	50	12	12311N
Mitsubishi 4G64		Opt.	MI	65	12	12303
Mitsubishi 4G64		Std.	MI	50	12	12311N
GP30						
Mitsubishi 4G64	All	Opt.	MI	65	12	12303
Mitsubishi 4G64		Std.	MI	50	12	12311N
P3000						
Mits. K21 Eng.	2009-04	Mits. 50 Amp, 10mm belt	MI	50	12	12566N
Mits. K21 Eng.		Mits. 50 Amp, 13mm belt	MI	50	12	12564N

ALTERNATORS AND GENERATORS

ENGINE	YEAR	APPLICATION	Mfg	Amp	Volt	PART NUMBER
CATERPILLAR - Lift Truck (Cont'd)						
P3500						
Mits. K21 Eng.	2009-04	Mits. 50 Amp, 10mm belt	MI	50	12	12566N
Mits. K21 Eng.		Mits. 50 Amp, 13mm belt	MI	50	12	12564N
P4000						
Mits. K25 Eng.	2009-04	Mits. 50 Amp, 10mm belt	MI	50	12	12566N
Mits. K25 Eng.		Mits. 50 Amp, 13mm belt	MI	50	12	12564N
P5000						
Mits. K25 Eng.	2009-04	Mits. 50 Amp, 10mm belt	MI	50	12	12566N
Mits. K25 Eng.		Mits. 50 Amp, 13mm belt	MI	50	12	12564N
P5500						
Mits. K25 Eng.	2009-04	Mits. 50 Amp, 10mm belt	MI	50	12	12566N
Mits. K25 Eng.		Mits. 50 Amp, 13mm belt	MI	50	12	12564N
P6000						
Mits. K25 Eng.	2009-04	Mits. 50 Amp, 10mm belt	MI	50	12	12566N
Mits. K25 Eng.		Mits. 50 Amp, 13mm belt	MI	50	12	12564N
P6500						
Mits. K25 Eng.	2009-04	Mits. 50 Amp, 10mm belt	MI	50	12	12566N
Mits. K25 Eng.		Mits. 50 Amp, 13mm belt	MI	50	12	12564N
PCC4000						
Mits. K21 Eng.	2009-04	Mits. 50 Amp, 10mm belt	MI	50	12	12566N
Mits. K21 Eng.		Mits. 50 Amp, 13mm belt	MI	50	12	12564N
T100C						
Cat. 1404	1986-81	Opt. - Sealed	DR	22	12	7164N
Cat. 1404	1986-79	Std.	DR	72	12	7186-3N
Continental F-227	1986-81	Opt. - Sealed	DR	22	12	7164N
Continental F-227	1986-79	Std.	DR	72	12	7186-3N
T100D						
Cat. 1404	1991-85	Opt. - Sealed	DR	22	12	7164N
Cat. 1404		Std.	DR	72	12	7186-3N
T120C						
Cat. 1404	1986-81	Opt. - Sealed	DR	22	12	7164N
Cat. 1404	1986-79	Std.	DR	72	12	7186-3N
Continental F-227	1986-81	Opt. - Sealed	DR	22	12	7164N
Continental F-227	1986-79	Std.	DR	72	12	7186-3N
T125D						
Cat. 1404	1991-85	Opt. - Sealed	DR	22	12	7164N
Cat. 1404		Std.	DR	72	12	7186-3N
Perkins 2032		Opt. - Sealed	DR	22	12	7164N
Perkins 2032		Std.	DR	72	12	7186-3N
T150D						
Cat. 1404	1991-85	Opt. - Sealed	DR	22	12	7164N
Cat. 1404		Std.	DR	72	12	7186-3N
Perkins 2032		Opt. - Sealed	DR	22	12	7164N
Perkins 2032		Std.	DR	72	12	7186-3N
T165						
Cat. 1404	1985-	Std.	DR	72	12	7186-3N
IHC 8-304	1986-81	Opt. - Sealed	DR	22	12	7164N
IHC 8-304	1986-79	Std.	DR	72	12	7186-3N
T180						
Cat. 1404	1985-	Std.	DR	72	12	7186-3N

ALTERNATORS

ALTERNATORS AND GENERATORS

ENGINE	YEAR	APPLICATION	Mfg	Amp	Volt	PART NUMBER
CATERPILLAR - Lift Truck (Cont'd)						
T180C						
IHC 8-304	1986-81	Opt. - Sealed	DR	22	12	7164N
IHC 8-304	1986-79	Std.	DR	72	12	7186-3N
T200						
Cat. 1404	1985-	Std.	DR	72	12	7186-3N
T200C						
IHC 8-304	1986-81	Opt. - Sealed	DR	22	12	7164N
IHC 8-304	1986-79	Std.	DR	72	12	7186-3N
T25						
Continental F-163	1986-81	Opt. - Sealed	DR	22	12	7164N
Continental F-163	1986-79	Std.	DR	72	12	7186-3N
T250						
Cat. 1404	1985-	Std.	DR	72	12	7186-3N
T250C						
IHC 8-304	1986-81	Opt. - Sealed	DR	22	12	7164N
IHC 8-304	1986-79	Std.	DR	72	12	7186-3N
T300						
Cat. 1404	1985-	Std.	DR	72	12	7186-3N
T30B						
Cat. 1404	1986-81	Opt. - Sealed	DR	22	12	7164N
Cat. 1404	1986-79	Std.	DR	72	12	7186-3N
Continental F-163	1986-81	Opt. - Sealed	DR	22	12	7164N
Continental F-163	1986-79	Std.	DR	72	12	7186-3N
T30C						
Cat. 1404	1986-81	Opt. - Sealed	DR	22	12	7164N
Cat. 1404	1986-79	Std.	DR	72	12	7186-3N
T35B						
Cat. 1404	1986-81	Opt. - Sealed	DR	22	12	7164N
Cat. 1404	1986-79	Std.	DR	72	12	7186-3N
Continental F-163	1986-81	Opt. - Sealed	DR	22	12	7164N
Continental F-163	1986-79	Std.	DR	72	12	7186-3N
T35C						
Cat. 1404	1986-81	Opt. - Sealed	DR	22	12	7164N
Cat. 1404	1986-79	Std.	DR	72	12	7186-3N
T40B						
Cat. 1404	1986-81	Opt. - Sealed	DR	22	12	7164N
Cat. 1404	1986-79	Std.	DR	72	12	7186-3N
Continental F-163	1986-81	Opt. - Sealed	DR	22	12	7164N
Continental F-163	1986-79	Std.	DR	72	12	7186-3N
T40C						
Cat. 1404	1986-81	Opt. - Sealed	DR	22	12	7164N
Cat. 1404	1986-79	Std.	DR	72	12	7186-3N
T45B						
Cat. 1404	1986-81	Opt. - Sealed	DR	22	12	7164N
Cat. 1404	1986-79	Std.	DR	72	12	7186-3N
Continental F-163	1986-81	Opt. - Sealed	DR	22	12	7164N
Continental F-163	1986-79	Std.	DR	72	12	7186-3N
T45C						
Cat. 1404	1986-81	Opt. - Sealed	DR	22	12	7164N

ALTERNATORS AND GENERATORS

ENGINE	YEAR	APPLICATION	Mfg	Amp	Volt	PART NUMBER
CATERPILLAR - Lift Truck (Cont'd)						
T45C (Cont'd)						
Cat. 1404	1986-79	Std.	DR	72	12	7186-3N
T50B						
Cat. 1404	1986-81	Opt. - Sealed	DR	22	12	7164N
Cat. 1404	1986-79	Std.	DR	72	12	7186-3N
Continental F-163	1986-81	Opt. - Sealed	DR	22	12	7164N
Continental F-163	1986-79	Std.	DR	72	12	7186-3N
T50C						
Cat. 1404	1986-81	Opt. - Sealed	DR	22	12	7164N
Cat. 1404	1986-79	Std.	DR	72	12	7186-3N
T55B						
Cat. 1404	1986-81	Opt. - Sealed	DR	22	12	7164N
Cat. 1404	1986-79	Std.	DR	72	12	7186-3N
Continental F-163	1986-81	Opt. - Sealed	DR	22	12	7164N
Continental F-163	1986-79	Std.	DR	72	12	7186-3N
T55C						
Cat. 1404	1986-81	Opt. - Sealed	DR	22	12	7164N
Cat. 1404	1986-79	Std.	DR	72	12	7186-3N
T60B						
Cat. 1404	1986-81	Opt. - Sealed	DR	22	12	7164N
Cat. 1404	1986-79	Std.	DR	72	12	7186-3N
Continental F-163	1986-81	Opt. - Sealed	DR	22	12	7164N
Continental F-163	1986-79	Std.	DR	72	12	7186-3N
T60C						
Cat. 1404	1986-81	Opt. - Sealed	DR	22	12	7164N
Cat. 1404	1986-79	Std.	DR	72	12	7186-3N
Continental F-227	1986-81	Opt. - Sealed	DR	22	12	7164N
Continental F-227	1986-79	Std.	DR	72	12	7186-3N
T60D						
Cat. 1404	1991-85	Opt. - Sealed	DR	22	12	7164N
Cat. 1404		Std.	DR	72	12	7186-3N
T70C						
Cat. 1404	1986-81	Opt. - Sealed	DR	22	12	7164N
Cat. 1404	1986-79	Std.	DR	72	12	7186-3N
Continental F-227	1986-81	Opt. - Sealed	DR	22	12	7164N
Continental F-227	1986-79	Std.	DR	72	12	7186-3N
T70D						
Cat. 1404	1991-85	Opt. - Sealed	DR	22	12	7164N
Cat. 1404		Std.	DR	72	12	7186-3N
T80C						
Cat. 1404	1986-81	Opt. - Sealed	DR	22	12	7164N
Cat. 1404	1986-79	Std.	DR	72	12	7186-3N
Continental F-227	1986-81	Opt. - Sealed	DR	22	12	7164N
Continental F-227	1986-79	Std.	DR	72	12	7186-3N
T80D						
Cat. 1404	1991-85	Opt. - Sealed	DR	22	12	7164N
Cat. 1404		Std.	DR	72	12	7186-3N
T90C						
Cat. 1404	1986-81	Opt. - Sealed	DR	22	12	7164N
Cat. 1404	1986-79	Std.	DR	72	12	7186-3N

ALTERNATORS

ALTERNATORS AND GENERATORS

ENGINE	YEAR	APPLICATION	Mfg	Amp	Volt	PART NUMBER
CATERPILLAR - Lift Truck (Cont'd)						
T90C (Cont'd)						
Continental F-227	1986-81	Opt. - Sealed	DR	22	12	7164N
Continental F-227	1986-79	Std.	DR	72	12	7186-3N
T90D						
Cat. 1404	1991-85	Opt. - Sealed	DR	22	12	7164N
Cat. 1404		Std.	DR	72	12	7186-3N
TC100D						
Cat. 1404	1991-85	Opt. - Sealed	DR	22	12	7164N
Cat. 1404		Std.	DR	72	12	7186-3N
Perkins 2032		Opt. - Sealed	DR	22	12	7164N
Perkins 2032		Std.	DR	72	12	7186-3N
TC120D						
Cat. 1404	1991-85	Opt. - Sealed	DR	22	12	7164N
Cat. 1404		Std.	DR	72	12	7186-3N
Perkins 2032		Opt. - Sealed	DR	22	12	7164N
Perkins 2032		Std.	DR	72	12	7186-3N
TC30						
Continental F-163	1986-81	Opt. - Sealed	DR	22	12	7164N
Continental F-163	1986-79	Std.	DR	72	12	7186-3N
TC60C						
Cat. 1404	1986-81	Opt. - Sealed	DR	22	12	7164N
Cat. 1404	1986-79	Std.	DR	72	12	7186-3N
TH103 Telehandler						
Cat. 3054	2003-97	Bosch	BO	55	12	12164N
TH63 Telehandler						
Cat. 3054	2002-96	Bosch	BO	55	12	12164N
V100						
Perkins 4-236	1986-81	Opt. - Sealed	DR	22	12	7164N
Perkins 4-236	1986-79	Std.	DR	72	12	7186-3N
V110						
Cat. 1404	1991-85	Std.	DR	72	12	7186-3N
Perkins 2032		Std.	DR	72	12	7186-3N
V120						
Perkins 4-236	1986-81	Opt. - Sealed	DR	22	12	7164N
Perkins 4-236	1986-79	Std.	DR	72	12	7186-3N
V130						
Cat. 1404	1991-85	Std.	DR	72	12	7186-3N
Perkins 2032		Std.	DR	72	12	7186-3N
V140						
Perkins 4-236	1986-81	Opt. - Sealed	DR	22	12	7164N
Perkins 4-236	1986-79	Std.	DR	72	12	7186-3N
V150						
Cat. 1404	1991-85	Std.	DR	72	12	7186-3N
Perkins 2032		Std.	DR	72	12	7186-3N
V160						
Cat. 3208	1990-86	20SI Delco	DR	60	12	7266N
V160B						
Cat. 3208	1990-86	20SI Delco	DR	60	12	7266N

ALTERNATORS AND GENERATORS

ENGINE	YEAR	APPLICATION	Mfg	Amp	Volt	PART NUMBER
CATERPILLAR - Lift Truck (Cont'd)						
V180						
Cat. 3208	1990-86	20SI Delco	DR	60	12	7266N
V180B						
Cat. 3208	1990-86	20SI Delco	DR	60	12	7266N
V200						
Cat. 3208	1990-86	20SI Delco	DR	60	12	7266N
V200B						
Cat. 3208	1990-86	20SI Delco	DR	60	12	7266N
V225						
Cat. 3208	1990-86	20SI Delco	DR	60	12	7266N
V225B						
Cat. 3208	1990-86	20SI Delco	DR	60	12	7266N
V250						
Cat. 3208	1990-86	20SI Delco	DR	60	12	7266N
V250B						
Cat. 3208	1990-86	20SI Delco	DR	60	12	7266N
V300						
Cat. 3208	1990-86	20SI Delco	DR	60	12	7266N
V300B						
Cat. 3208	1990-86	20SI Delco	DR	60	12	7266N
V30A						
Cat. 1404	1986-81	Opt. - Sealed	DR	22	12	7164N
Cat. 1404	1986-79	Std.	DR	72	12	7186-3N
V30B						
Continental F-163	1980-79	Std.	DR	72	12	7186-3N
V30C						
Cat. 1404	1986-81	Opt. - Sealed	DR	22	12	7164N
Cat. 1404	1986-79	Std.	DR	72	12	7186-3N
V30D						
Cat. 1404	1991-85	Opt. - Sealed	DR	22	12	7164N
Cat. 1404		Std.	DR	72	12	7186-3N
Perkins 2032		Opt. - Sealed	DR	22	12	7164N
Perkins 2032		Std.	DR	72	12	7186-3N
V330B						
Cat. 3208	1990-86	20SI Delco	DR	60	12	7266N
V35A						
Cat. 1404	1986-81	Opt. - Sealed	DR	22	12	7164N
Cat. 1404	1986-79	Std.	DR	72	12	7186-3N
V35B						
Continental F-163	1980-79	Std.	DR	72	12	7186-3N
V35C						
Cat. 1404	1986-81	Opt. - Sealed	DR	22	12	7164N
Cat. 1404	1986-79	Std.	DR	72	12	7186-3N
V35D						
Cat. 1404	1991-85	Opt. - Sealed	DR	22	12	7164N
Cat. 1404		Std.	DR	72	12	7186-3N

ALTERNATORS

ALTERNATORS AND GENERATORS

ENGINE	YEAR	APPLICATION	Mfg	Amp	Volt	PART NUMBER
CATERPILLAR - Lift Truck (Cont'd)						
V35D (Cont'd)						
Perkins 2032		Opt. - Sealed	DR	22	12	7164N
Perkins 2032		Std.	DR	72	12	7186-3N
V40B						
Continental F-163	1980-79	Std.	DR	72	12	7186-3N
V40C						
Cat. 1404	1986-81	Opt. - Sealed	DR	22	12	7164N
Cat. 1404	1986-79	Std.	DR	72	12	7186-3N
Perkins 2032	1986-85	Std.	DR	72	12	7186-3N
V41						
Continental F-227	1986-81	Opt. - Sealed	DR	22	12	7164N
Continental F-227	1986-79	Std.	DR	72	12	7186-3N
V45B						
Continental F-163	1980-79	Std.	DR	72	12	7186-3N
V45C						
Cat. 1404	1986-81	Opt. - Sealed	DR	22	12	7164N
Cat. 1404	1986-79	Std.	DR	72	12	7186-3N
Perkins 2032	1986-85	Std.	DR	72	12	7186-3N
V50B						
Continental F-163	1980-79	Std.	DR	72	12	7186-3N
V50C						
Cat. 1404	1986-81	Opt. - Sealed	DR	22	12	7164N
Cat. 1404	1986-79	Std.	DR	72	12	7186-3N
Perkins 2032	1986-85	Std.	DR	72	12	7186-3N
V51						
Continental F-227	1986-81	Opt. - Sealed	DR	22	12	7164N
Continental F-227	1986-79	Std.	DR	72	12	7186-3N
V55B						
Continental F-227	1986-81	Opt. - Sealed	DR	22	12	7164N
Continental F-227	1986-79	Std.	DR	72	12	7186-3N
V55C						
Cat. 1404	1986-81	Opt. - Sealed	DR	22	12	7164N
Cat. 1404	1986-79	Std.	DR	72	12	7186-3N
Perkins 2032	1986-85	Std.	DR	72	12	7186-3N
V60B						
Continental F-163	1980-79	Std.	DR	72	12	7186-3N
Continental F-227	1986-81	Opt. - Sealed	DR	22	12	7164N
Continental F-227	1986-79	Std.	DR	72	12	7186-3N
V60D						
Perkins 4-236	1986-81	Opt. - Sealed	DR	22	12	7164N
Perkins 4-236	1986-79	Std.	DR	72	12	7186-3N
V60E						
Perkins 2032	1991-85	Std.	DR	72	12	7186-3N
V70D						
Perkins 4-236	1986-81	Opt. - Sealed	DR	22	12	7164N
Perkins 4-236	1986-79	Std.	DR	72	12	7186-3N
V70E						
Perkins 2032	1991-85	Std.	DR	72	12	7186-3N

ALTERNATORS

ALTERNATORS AND GENERATORS

ENGINE	YEAR	APPLICATION	Mfg	Amp	Volt	PART NUMBER
CATERPILLAR - Lift Truck (Cont'd)						
V80D						
Perkins 4-236	1986-81	Opt. - Sealed	DR	22	12	7164N
Perkins 4-236	1986-79	Std.	DR	72	12	7186-3N
V80E						
Perkins 2032	1991-85	Std.	DR	72	12	7186-3N
V925						
Cat. 3208	1990-86	20SI Delco	DR	60	12	7266N
CATERPILLAR - Loader						
320C						
Caterpillar 3066, 6.7L Diesel	2007-96	Log Loader, Mitsubishi, 24 Volt / 50 Amp	MI	50	24	12748N
CATERPILLAR - Loader - Backhoe						
420D						
Perkins	2006-03	Lucas, 12 Volt / 120 Amp	MM	120	12	12739N
432D						
Caterpillar 3054CT, 4.4L Diesel	2006-04	Lucas, 12 Volt / 120 Amp	MM	120	12	12739N
432E						
Caterpillar 3054CT, 4.4L Diesel	2008-06	Lucas, 12 Volt / 120 Amp	MM	120	12	12739N
CATERPILLAR - Misc. Equipment						
924G						
Caterpillar 3056E, 6.0L Diesel	2006-00	Wheel Loader, Denso , 24 Volt / 95 Amp	ND	95	24	12770N
CATERPILLAR - Off-Road & Mining Truck						
768B						
D-343 Diesel	1978-71	All	DR	50	24	7254N
768C						
Cat. 3408	1996-94	26SI Delco	DR	50	24	7254N
Cat. 3408	1996-85	Denso	ND	50	24	12060N
Cat. 3408	1993-79	25SI Delco	DR	50	24	7254N
769B						
D-343 Diesel	1978-72	All	DR	50	24	7254N
769C						
Cat. 3408	1996-94	26SI Delco	DR	50	24	7254N
Cat. 3408	1996-85	Denso	ND	50	24	12060N
Cat. 3408	1993-79	25SI Delco	DR	50	24	7254N
769D						
Cat. 3408	1999-95	26SI Delco	DR	50	24	7254N
Cat. 3408		Denso	ND	50	24	12060N
770						
D-343 Diesel	1978-75	All	DR	50	24	7254N
771C						
Cat. 3408	1997-94	26SI Delco	DR	50	24	7254N

ALTERNATORS

ALTERNATORS AND GENERATORS

ENGINE	YEAR	APPLICATION	Mfg	Amp	Volt	PART NUMBER
CATERPILLAR - Off-Road & Mining Truck (Cont'd)						
771C (Cont'd)						
Cat. 3408	1997-92	Denso	ND	50	24	12060N
Cat. 3408	1993-92	25SI Delco	DR	50	24	7254N
771D						
Cat. 3408	2000-97	26SI Delco	DR	50	24	7254N
Cat. 3408		Denso	ND	50	24	12060N
772						
D-346 Diesel	1978-71	All	DR	50	24	7254N
772B						
Cat. 3412	1996-94	26SI Delco	DR	50	24	7254N
Cat. 3412	1996-85	Denso	ND	50	24	12060N
Cat. 3412	1993-78	25SI Delco	DR	50	24	7254N
D-346 Diesel	1985-78	25SI Delco	DR	50	24	7254N
773						
D-346 Diesel	1978-70	All	DR	50	24	7254N
773B						
Cat. 3412	1996-94	26SI Delco	DR	50	24	7254N
Cat. 3412	1996-85	Denso	ND	50	24	12060N
Cat. 3412	1993-78	25SI Delco	DR	50	24	7254N
D-346 Diesel	1985-78	25SI Delco	DR	50	24	7254N
773D						
Cat. 3412	2000-97	26SI Delco	DR	50	24	7254N
Cat. 3412		Denso	ND	50	24	12060N
773E						
Caterpillar 3412, 27.0L Diesel	2006-01	Denso , 24 Volt / 95 Amp	ND	95	24	12770N
775F						
Caterpillar C27, 27.2L Diesel	2009-07	Denso , 24 Volt / 95 Amp	ND	95	24	12770N
776						
D-348 Diesel	1978-70	All	DR	50	24	7254N
776B						
Cat. 3508	1992-84	25SI Delco	DR	50	24	7254N
Cat. 3508		Denso	ND	50	24	12060N
776C						
Cat. 3508	1997-94	26SI Delco	DR	50	24	7254N
Cat. 3508	1997-92	Denso	ND	50	24	12060N
Cat. 3508	1993-92	25SI Delco	DR	50	24	7254N
776D						
Cat. 3508	2000-97	26SI Delco	DR	50	24	7254N
Cat. 3508		Denso	ND	50	24	12060N
777						
D-348 Diesel	1984-74	All	DR	50	24	7254N
777B						
Cat. 3508	1992-84	25SI Delco	DR	50	24	7254N
Cat. 3508		Denso	ND	50	24	12060N
777C						
Cat. 3508	2000-94	26SI Delco	DR	50	24	7254N

ALTERNATORS AND GENERATORS

ENGINE	YEAR	APPLICATION	Mfg	Amp	Volt	PART NUMBER
CATERPILLAR - Off-Road & Mining Truck (Cont'd)						
777C (Cont'd)						
Cat. 3508	2000-92	Denso	ND	50	24	12060N
Cat. 3508	1993-92	25SI Delco	DR	50	24	7254N
777D						
Cat. 3508	2000-97	26SI Delco	DR	50	24	7254N
Cat. 3508		Denso	ND	50	24	12060N
784						
Cat. 3512	1993-86	25SI Delco	DR	75	24	7252N
Cat. 3512		Denso (Opt.)	ND	50	24	12060N
784B						
Cat. 3512	1996-94	Denso	ND	50	24	12060N
785						
Cat. 3512	1993-86	25SI Delco	DR	75	24	7252N
Cat. 3512		Denso (Opt.)	ND	50	24	12060N
785B						
Cat. 3512	2000-94	Denso	ND	50	24	12060N
789						
Cat. 3516	1993-86	25SI Delco	DR	75	24	7252N
Cat. 3516		Denso (Opt.)	ND	50	24	12060N
789B						
Cat. 3516	1998-94	Denso	ND	50	24	12060N
CATERPILLAR - Paving Equipment						
AP800C						
Cat. 3054	1994-	Bosch	BO	55	24	12167N
BG230						
Cat. 3054	1995-	Bosch	BO	55	24	12167N
CATERPILLAR - Pipelayer						
561C						
Cat. 3306	1977-69	25SI Delco	DR	50	24	7254N
Cat. 3306		Prestolite	PS	22	24	7331N
561D						
Cat. 3306	1992-85	Denso	ND	50	24	12060N
Cat. 3306	1992-79	20SI Delco	DR	45	24	7297N
Cat. 3306	1992-78	25SI Delco	DR	50	24	7254N
Cat. 3306	1978	Prestolite	PS	22	24	7331N
571F						
Cat. 3306	1974-72	25SI Delco	DR	50	24	7254N
Cat. 3306		Prestolite	PS	22	24	7331N
571G						
Cat. 3306	1992-79	20SI Delco	DR	45	24	7297N
Cat. 3306	1992-75	25SI Delco	DR	50	24	7254N
Cat. 3306	1978-75	Prestolite	PS	22	24	7331N
572F						
Cat. 3306	1974-72	25SI Delco	DR	50	24	7254N
Cat. 3306		Prestolite	PS	22	24	7331N

ALTERNATORS

ALTERNATORS AND GENERATORS

ENGINE	YEAR	APPLICATION	Mfg	Amp	Volt	PART NUMBER
CATERPILLAR - Pipelayer (Cont'd)						
572G						
Cat. 3306	1992-79	20SI Delco	DR	45	24	7297N
Cat. 3306	1992-75	25SI Delco	DR	50	24	7254N
Cat. 3306	1978-75	Prestolite	PS	22	24	7331N
583H						
D-342 Diesel	1974-69	25SI Delco	DR	50	24	7254N
D-342 Diesel		Prestolite	PS	22	24	7331N
583K						
D-342 Diesel	1989-85	Denso (Opt.)	ND	50	24	12060N
D-342 Diesel	1989-82	Bosch (Std.)	BO	35	24	12165N
D-342 Diesel	1989-78	20SI Delco	DR	45	24	7297N
D-342 Diesel		25SI Delco	DR	50	24	7254N
D-342 Diesel	1977-74	Prestolite	PS	22	24	7331N
589						
Cat. 3408	1992-85	Denso (Opt.)	ND	50	24	12060N
Cat. 3408	1992-83	20SI Delco	DR	45	24	7297N
Cat. 3408		25SI Delco	DR	50	24	7254N
Cat. 3408		Bosch (Std.)	BO	35	24	12165N
591						
Cat. 3412	1992-85	Denso (Opt.)	ND	50	24	12060N
Cat. 3412	1992-83	20SI Delco	DR	45	24	7297N
Cat. 3412		25SI Delco	DR	50	24	7254N
Cat. 3412		Bosch (Std.)	BO	35	24	12165N
594						
D-353 Diesel	1974	25SI Delco	DR	50	24	7254N
D-353 Diesel		Prestolite	PS	22	24	7331N
594H						
D-353 Diesel	1985-79	20SI Delco	DR	45	24	7297N
D-353 Diesel	1985-74	25SI Delco	DR	50	24	7254N
D-353 Diesel	1978-74	Prestolite	PS	22	24	7331N
CATERPILLAR - Roller						
CP563						
Cat. 3116	1995-92	Bosch	BO	55	24	12167N
CS533						
Cat. 3116	1996-93	Bosch	BO	55	24	12167N
CS563C						
Cat. 3116	1999-93	Bosch	BO	55	24	12167N
CS583						
Cat. 3056	1995-93	Bosch	BO	55	24	12167N
CS583C						
Cat. 3056	1996-94	Bosch	BO	55	24	12167N
PS200B						
Cat. 3054	1997-95	Bosch	BO	55	24	12167N
CATERPILLAR - Scraper						
613A						
Cat. 3208	1976-69	Prestolite	PS	22	24	7331N

ALTERNATORS AND GENERATORS

ENGINE	YEAR	APPLICATION	Mfg	Amp	Volt	PART NUMBER
CATERPILLAR - Scraper (Cont'd)						
613B						
Cat. 3208	1984-82	Bosch	BO	35	24	12165N
Cat. 3208	1984-79	20SI Delco	DR	45	24	7297N
Cat. 3208	1984-76	25SI Delco	DR	50	24	7254N
613C						
Cat. 3208	1993-85	Denso (Opt.)	ND	50	24	12060N
Cat. 3208	1993-84	20SI Delco	DR	45	24	7297N
Cat. 3208		25SI Delco	DR	50	24	7254N
615						
Cat. 3306	1987-85	Denso (Opt.)	ND	50	24	12060N
Cat. 3306	1987-81	20SI Delco	DR	45	24	7297N
Cat. 3306		25SI Delco	DR	50	24	7254N
615C						
Cat. 3306	1993-85	20SI Delco	DR	45	24	7297N
Cat. 3306		25SI Delco	DR	50	24	7254N
Cat. 3306		Denso (Opt.)	ND	50	24	12060N
621						
Cat. 3406	1974-69	25SI Delco	DR	50	24	7254N
Cat. 3406		Prestolite	PS	22	24	7331N
621B						
Cat. 3406	1986-85	Denso (Opt.)	ND	50	24	12060N
Cat. 3406	1986-82	Bosch (Std.)	BO	35	24	12165N
Cat. 3406	1986-79	20SI Delco	DR	45	24	7297N
Cat. 3406	1986	25SI Delco	DR	50	24	7254N
Cat. 3406	1985-84	25SI Delco	DR	75	24	7252N
Cat. 3406	1983-82	25SI Delco	DR	50	24	7254N
Cat. 3406	1981	25SI Delco	DR	75	24	7252N
Cat. 3406	1980-78	25SI Delco	DR	50	24	7254N
Cat. 3406	1977	25SI Delco	DR	75	24	7252N
Cat. 3406	1976-73	25SI Delco	DR	50	24	7254N
621E						
Cat. 3406	1993-91	25SI Delco	DR	50	24	7254N
Cat. 3406	1993-86	20SI Delco	DR	45	24	7297N
Cat. 3406		Bosch (Std.)	BO	35	24	12165N
Cat. 3406		Denso (Opt.)	ND	50	24	12060N
Cat. 3406	1990	25SI Delco	DR	75	24	7252N
Cat. 3406	1989-86	25SI Delco	DR	50	24	7254N
621F						
Cat. 3406	2000-93	Denso	ND	50	24	12060N
623						
Cat. 3406	1974-72	Prestolite	PS	22	24	7331N
623B						
Cat. 3406	1986-85	Denso (Opt.)	ND	50	24	12060N
Cat. 3406	1986-79	20SI Delco	DR	45	24	7297N
Cat. 3406	1986-73	25SI Delco	DR	50	24	7254N
623E						
Cat. 3406	1993-90	25SI Delco	DR	50	24	7254N
Cat. 3406	1993-86	20SI Delco	DR	45	24	7297N
Cat. 3406		Denso	ND	50	24	12060N
Cat. 3406	1989-87	25SI Delco	DR	75	24	7252N
Cat. 3406	1986	25SI Delco	DR	50	24	7254N

ALTERNATORS

ALTERNATORS AND GENERATORS

ENGINE	YEAR	APPLICATION	Mfg	Amp	Volt	PART NUMBER
CATERPILLAR - Scraper (Cont'd)						
623F						
Cat. 3406	1999-94	Denso	ND	50	24	12060N
627						
Cat. 3306	1974-70	25SI Delco	DR	50	24	7254N
627B						
Cat. 3306	1986-85	Denso (Opt.)	ND	50	24	12060N
Cat. 3306	1986-79	20SI Delco	DR	45	24	7297N
Cat. 3306	1986-73	25SI Delco	DR	50	24	7254N
627E						
Cat. 3306	1993-86	20SI Delco	DR	45	24	7297N
Cat. 3306		25SI Delco	DR	50	24	7254N
Cat. 3306		Denso	ND	50	24	12060N
627F						
Cat. 3406	1999-94	Denso	ND	50	24	12060N
631C						
Cat. 3408	1975-70	25SI Delco	DR	50	24	7254N
631D						
Cat. 3406	1985-79	20SI Delco	DR	45	24	7297N
Cat. 3406	1985-73	25SI Delco	DR	50	24	7254N
631E						
Cat. 3406	1998-94	Denso	ND	50	24	12060N
Cat. 3408	1993-92	25SI Delco	DR	50	24	7254N
Cat. 3408	1993-85	20SI Delco	DR	45	24	7297N
Cat. 3408		Denso	ND	50	24	12060N
Cat. 3408	1991	25SI Delco	DR	75	24	7252N
Cat. 3408	1990-85	25SI Delco	DR	50	24	7254N
633C						
Cat. 3408	1975-70	25SI Delco	DR	50	24	7254N
633D						
Cat. 3408	1985-79	20SI Delco	DR	45	24	7297N
Cat. 3408	1985-75	25SI Delco	DR	50	24	7254N
633E						
Cat. 3408	1993-90	25SI Delco	DR	50	24	7254N
Cat. 3408	1993-85	20SI Delco	DR	45	24	7297N
Cat. 3408		Denso	ND	50	24	12060N
Cat. 3408	1989	25SI Delco	DR	75	24	7252N
Cat. 3408	1988	25SI Delco	DR	50	24	7254N
Cat. 3408	1987	25SI Delco	DR	75	24	7252N
Cat. 3408	1986-85	25SI Delco	DR	50	24	7254N
637						
Cat. 3306	1975-70	25SI Delco	DR	50	24	7254N
637D						
Cat. 3306	1985-79	20SI Delco	DR	45	24	7297N
Cat. 3306	1985-75	25SI Delco	DR	50	24	7254N
Cat. 3408	1985-79	20SI Delco	DR	45	24	7297N
Cat. 3408	1985-75	25SI Delco	DR	50	24	7254N
637E						
Cat. 3306	1993-85	20SI Delco	DR	45	24	7297N
Cat. 3306		Denso	ND	50	24	12060N
Cat. 3306	1993	25SI Delco	DR	75	24	7252N

ALTERNATORS AND GENERATORS

ENGINE	YEAR	APPLICATION	Mfg	Amp	Volt	PART NUMBER
CATERPILLAR - Scraper (Cont'd)						
637E (Cont'd)						
Cat. 3306	1992	25SI Delco	DR	50	24	7254N
Cat. 3306	1991	25SI Delco	DR	75	24	7252N
Cat. 3306	1990-85	25SI Delco	DR	50	24	7254N
Cat. 3406	1999-85	Denso	ND	50	24	12060N
Cat. 3406	1993-85	20SI Delco	DR	45	24	7297N
Cat. 3406	1993	25SI Delco	DR	50	24	7254N
Cat. 3406	1992	25SI Delco	DR	75	24	7252N
Cat. 3406	1991-89	25SI Delco	DR	50	24	7254N
Cat. 3406	1988	25SI Delco	DR	75	24	7252N
Cat. 3406	1987	25SI Delco	DR	50	24	7254N
Cat. 3406	1986	25SI Delco	DR	75	24	7252N
Cat. 3406	1985	25SI Delco	DR	50	24	7254N
639D						
All Engines	1984-79	20SI Delco	DR	45	24	7297N
All Engines		25SI Delco	DR	50	24	7254N
641B						
D-346 Diesel	1981-79	20SI Delco	DR	45	24	7297N
D-346 Diesel	1981-70	25SI Delco	DR	50	24	7254N
651B						
D-346 Diesel	1984-79	20SI Delco	DR	45	24	7297N
D-346 Diesel	1984-70	25SI Delco	DR	50	24	7254N
651E						
Cat. 3412	2000-94	Denso	ND	50	24	12060N
Cat. 3412	1993-85	25SI Delco	DR	50	24	7254N
657B						
D-343 Diesel	1984-79	20SI Delco	DR	45	24	7297N
D-343 Diesel	1984-70	25SI Delco	DR	50	24	7254N
D-346 Diesel	1984-79	20SI Delco	DR	45	24	7297N
D-346 Diesel	1984-70	25SI Delco	DR	50	24	7254N
657E						
Cat. 3408	1993-85	25SI Delco	DR	75	24	7252N
Cat. 3408 / 3412	2000-94	Denso	ND	50	24	12060N
Cat. 3412	1996-94	26SI Delco	DR	50	24	7254N
Cat. 3412	1996-85	Denso (Opt.)	ND	50	24	12060N
Cat. 3412	1993-85	20SI Delco	DR	45	24	7297N
Cat. 3412		25SI Delco	DR	50	24	7254N
660B						
D-346 Diesel	1978-70	25SI Delco	DR	50	24	7254N
666B						
D-343 Diesel	1978-70	25SI Delco	DR	50	24	7254N
D-346 Diesel		25SI Delco	DR	50	24	7254N
CATERPILLAR - Skid Steer						
216B						
Caterpillar 3024C, 2.2L	2008-04	MM, 12 Volt / 85 Amp	LU	85	12	12737N
226B						
Caterpillar 3024C, 2.2L	2008-04	MM, 12 Volt / 85 Amp	LU	85	12	12737N
232B						
Caterpillar 3024C, 2.2L	2008-04	MM, 12 Volt / 85 Amp	LU	85	12	12737N

ALTERNATORS

ALTERNATORS AND GENERATORS

ENGINE	YEAR	APPLICATION	Mfg	Amp	Volt	PART NUMBER
CATERPILLAR - Skid Steer (Cont'd)						
242B						
Caterpillar 3024C, 2.2L	2008-04	MM, 12 Volt / 85 Amp	LU	85	12	12737N
257B						
Caterpillar 3024C, 2.2L	2008-04	MM, 12 Volt / 85 Amp	LU	85	12	12737N
CATERPILLAR - Skid Steer Loader						
216						
Cat. 3024	2003-99	Std. 55 Amp Alt.	ND	55	12	12470N
226						
Cat. 3024	2003-99	Std. 55 Amp Alt.	ND	55	12	12470N
228						
Cat. 3024	2003-99	Std. 55 Amp Alt.	ND	55	12	12470N
232						
Cat. 3024	2003-99	Std. 55 Amp Alt.	ND	55	12	12470N
236						
Cat. 3034	2003-99	Std. 55 Amp Alt.	ND	55	12	12470N
242						
Cat. 3034	2003-99	Std. 55 Amp Alt.	ND	55	12	12470N
246						
Cat. 3034	2003-99	Std. 55 Amp Alt.	ND	55	12	12470N
248						
Cat. 3034	2003-99	Std. 55 Amp Alt.	ND	55	12	12470N
252						
Cat. 3034	2003-99	Std. 55 Amp Alt.	ND	55	12	12470N
262						
Cat. 3034	2003-99	Std. 55 Amp Alt.	ND	55	12	12470N
CATERPILLAR - Tool Carrier						
IT12B						
Cat. 3114	1993-89	Bosch	BO	55	24	12167N
IT12F						
Cat. 3114	1995-93	Bosch	BO	55	24	12167N
IT14B						
Cat. 3114	1993-89	Bosch	BO	55	24	12167N
IT14F						
Cat. 3114	1996-95	Bosch	BO	55	12	12164N
IT14G						
Cat. 3054	2001-95	Bosch	BO	55	12	12164N
IT18B						
Cat. 3204	1992-86	20SI Delco	DR	45	24	7297N
Cat. 3204		25SI Delco	DR	50	24	7254N
Cat. 3204		Denso (Opt.)	ND	50	24	12060N
IT18F						
Cat. 3114	1994-92	Bosch	BO	55	12	12164N

ALTERNATORS

ALTERNATORS AND GENERATORS

ENGINE	YEAR	APPLICATION	Mfg	Amp	Volt	PART NUMBER
CATERPILLAR - Tool Carrier (Cont'd)						
IT24B						
Cat. 3114	1997-94	26SI Delco	DR	50	24	7254N
Cat. 3114		Denso	ND	50	24	12060N
IT28						
Cat. 3304	1986-84	25SI Delco	DR	50	24	7254N
IT28B						
Cat. 3204	1993-86	20SI Delco	DR	45	24	7297N
Cat. 3204		25SI Delco	DR	50	24	7254N
Cat. 3204		Denso (Opt.)	ND	50	24	12060N
IT28F						
Cat. 3116	1996-93	Bosch	BO	55	24	12167N
TH63						
Perkins 3054	1996-95	Bosch	BO	55	12	12164N
CATERPILLAR - Track Loader						
931						
Cat. 3204	1979-75	Denso (Int. Reg.)	ND	40	12	12001N
931 Trax Cavator						
Perkins 4-236	1990-85	Denso	ND	40	12	12001N
931B						
Cat. 3204	1988-79	Denso (Std.)	ND	40	12	12001N
935B						
Cat. 3204	1988-87	Denso (Std.)	ND	40	12	12001N
941						
Cat. 3304	1972-69	Prestolite	PS	22	24	7331N
941B						
Cat. 3304	1983-82	Bosch (Std.)	BO	35	24	12165N
Cat. 3304	1983-79	20SI Delco	DR	45	24	7297N
Cat. 3304	1983-69	25SI Delco	DR	50	24	7254N
Cat. 3304	1978-69	Prestolite	PS	22	24	7331N
943						
Cat. 3204	1992-85	Denso (Opt.)	ND	50	24	12060N
Cat. 3204	1992-82	Bosch (Std.)	BO	35	24	12165N
Cat. 3204	1992-80	20SI Delco	DR	45	24	7297N
Cat. 3204		25SI Delco	DR	50	24	7254N
951						
Cat. 3304	1971-69	Prestolite	PS	22	24	7331N
951 Trax Cavator						
Cat. 3204	1993-85	Denso	ND	40	12	12001N
951B						
Cat. 3304	1971-69	Prestolite	PS	22	24	7331N
951C						
Cat. 3304	1981-79	20SI Delco	DR	45	24	7297N
Cat. 3304	1981-71	25SI Delco	DR	50	24	7254N
953						
Cat. 3204	1992-85	Denso (Opt.)	ND	50	24	12060N
Cat. 3204	1992-82	Bosch (Std.)	BO	35	24	12165N

ALTERNATORS

ALTERNATORS AND GENERATORS

ENGINE	YEAR	APPLICATION	Mfg	Amp	Volt	PART NUMBER
CATERPILLAR - Track Loader (Cont'd)						
953 (Cont'd)						
Cat. 3204	1992-81	20SI Delco	DR	45	24	7297N
Cat. 3204		25SI Delco	DR	50	24	7254N
955K						
D-330C Diesel	1975-72	25SI Delco	DR	50	24	7254N
D-330C Diesel		Prestolite	PS	22	24	7331N
955L						
Cat. 3304	1981-79	20SI Delco	DR	45	24	7297N
Cat. 3304	1981-71	25SI Delco	DR	50	24	7254N
Cat. 3304	1978-71	Prestolite	PS	22	24	7331N
963						
Cat. 3304	1995-94	26SI Delco	DR	50	24	7254N
Cat. 3304	1995-85	Denso (Opt.)	ND	50	24	12060N
Cat. 3304	1995-82	Bosch (Std.)	BO	35	24	12165N
Cat. 3304	1993-81	20SI Delco	DR	45	24	7297N
Cat. 3304		25SI Delco	DR	50	24	7254N
963B						
Cat. 3306	1996-95	26SI Delco	DR	50	24	7254N
Cat. 3306		Bosch (Std.)	BO	35	24	12165N
Cat. 3306		Denso (Opt.)	ND	50	24	12060N
973						
Cat. 3306	1995-94	26SI Delco	DR	50	24	7254N
Cat. 3306	1995-85	Denso (Opt.)	ND	50	24	12060N
Cat. 3306	1995-82	Bosch (Std.)	BO	35	24	12165N
Cat. 3306	1993-82	20SI Delco	DR	45	24	7297N
Cat. 3306		25SI Delco	DR	50	24	7254N
977K						
D-333C Diesel	1978-75	25SI Delco	DR	50	24	7254N
D-333C Diesel	1978-71	Prestolite	PS	22	24	7331N
977L						
Cat. 3306	1982-79	20SI Delco	DR	45	24	7297N
Cat. 3306	1982-72	25SI Delco	DR	50	24	7254N
Cat. 3306	1982	Bosch (Std.)	BO	35	24	12165N
Cat. 3306	1978-72	Prestolite	PS	22	24	7331N
983						
D-343 Diesel	1979-78	20SI Delco	DR	45	24	7297N
D-343 Diesel	1979-69	25SI Delco	DR	50	24	7254N
D-343 Diesel	1977-69	Prestolite	PS	22	24	7331N
983B						
Cat. 3406	1982-78	20SI Delco	DR	45	24	7297N
Cat. 3406		25SI Delco	DR	50	24	7254N
CATERPILLAR - Track Tractor						
D10						
D-348 Diesel	1986-78	25SI Delco	DR	50	24	7254N
D10N						
Cat. 3412	1993-86	20SI Delco	DR	45	24	7297N
Cat. 3412		25SI Delco, Optional	DR	75	24	7252N
Cat. 3412		25SI Delco, Standard	DR	50	24	7254N
Cat. 3412		Denso	ND	50	24	12060N

ALTERNATORS AND GENERATORS

ENGINE	YEAR	APPLICATION	Mfg	Amp	Volt	PART NUMBER
CATERPILLAR - Track Tractor (Cont'd)						
D11N						
Cat. 3408	1993-86	25SI Delco, Optional	DR	75	24	7252N
Cat. 3408		25SI Delco, Standard	DR	50	24	7254N
Cat. 3408		Denso	ND	50	24	12060N
D3						
Cat. 3204	1979	Denso (Std.)	ND	40	12	12001N
Cat. 3204	1978-72	Delco	DR	50	24	7254N
Cat. 3204		Prestolite	PS	22	24	7331N
D3B						
Cat. 3204	1987-79	Denso (Std.)	ND	40	12	12001N
D4B						
Cat. 3204	1989-87	Denso (Std.)	ND	40	12	12001N
D4C						
Cat. 3204	1993-87	Denso (Std.)	ND	40	12	12001N
Perkins Engines	1995-93	Denso (Std.)	ND	55	12	12346N
D4D						
Cat. 3304	1979-69	25SI Delco	DR	50	24	7254N
Cat. 3304	1979	20SI Delco	DR	45	24	7297N
Cat. 3304	1978-69	Prestolite	PS	22	24	7331N
D4E						
Cat. 3304	1986-80	20SI Delco	DR	45	24	7297N
Cat. 3304		25SI Delco	DR	50	24	7254N
D4H						
Cat. 3204	1996-94	26SI Delco	DR	50	24	7254N
Cat. 3204	1996-85	Bosch (Std.)	BO	35	24	12165N
Cat. 3204		Denso (Opt.)	ND	50	24	12060N
Cat. 3204	1993-85	20SI Delco	DR	45	24	7297N
Cat. 3204		25SI Delco	DR	50	24	7254N
Cat. 3304	1994-85	Bosch (Std.)	BO	35	24	12165N
Cat. 3304		Denso (Opt.)	ND	50	24	12060N
Cat. 3304	1994	26SI Delco	DR	50	24	7254N
Cat. 3304	1993-85	20SI Delco	DR	45	24	7297N
Cat. 3304		25SI Delco	DR	50	24	7254N
D5						
Cat. 3306	1984-82	Bosch (Std.)	BO	35	24	12165N
Cat. 3306	1984-79	20SI Delco	DR	45	24	7297N
Cat. 3306	1984-69	25SI Delco	DR	50	24	7254N
Cat. 3306	1978-69	Prestolite	PS	22	24	7331N
D5B						
Cat. 3306	1985-79	20SI Delco	DR	45	24	7297N
Cat. 3306	1985-77	25SI Delco	DR	50	24	7254N
D5C						
Cat. 3046	1993-91	Denso (Std.)	ND	40	12	12001N
D5H						
Cat. 3304	1996-94	26SI Delco	DR	50	24	7254N
Cat. 3304	1996-85	Denso	ND	50	24	12060N
Cat. 3304	1993-85	25SI Delco	DR	50	24	7254N
D6C						
Cat. 3306	1984-82	Bosch (Std.)	BO	35	24	12165N
Cat. 3306	1984-79	20SI Delco	DR	45	24	7297N

ALTERNATORS AND GENERATORS

ENGINE	YEAR	APPLICATION	Mfg	Amp	Volt	PART NUMBER
CATERPILLAR - Track Tractor (Cont'd)						
D6C (Cont'd)						
Cat. 3306	1984-69	25SI Delco	DR	50	24	7254N
Cat. 3306	1978-69	Prestolite	PS	22	24	7331N
D6D						
Cat. 3306	1997-85	Denso (Opt.)	ND	50	24	12060N
Cat. 3306	1997-82	Bosch (Std.)	BO	35	24	12165N
Cat. 3306	1997-79	20SI Delco	DR	45	24	7297N
Cat. 3306	1997-77	25SI Delco	DR	50	24	7254N
Cat. 3306	1978-77	Prestolite	PS	22	24	7331N
D6H						
Cat. 3306	1995-85	20SI Delco	DR	45	24	7297N
Cat. 3306		25SI Delco	DR	50	24	7254N
Cat. 3306		Bosch (Std.)	BO	35	24	12165N
Cat. 3306		Denso (Opt.)	ND	50	24	12060N
D7F						
Cat. 3306	1974-69	25SI Delco	DR	50	24	7254N
Cat. 3306		Prestolite	PS	22	24	7331N
D7G						
Cat. 3306	1993-85	Bosch (Std.)	BO	35	24	12165N
Cat. 3306		Denso (Opt.)	ND	50	24	12060N
Cat. 3306	1993-79	20SI Delco	DR	45	24	7297N
Cat. 3306	1993-77	25SI Delco	DR	50	24	7254N
Cat. 3306	1978-77	Prestolite	PS	22	24	7331N
D7H						
Cat. 3306	1995-94	Denso	ND	50	24	12060N
Cat. 3306	1993-85	20SI Delco	DR	45	24	7297N
Cat. 3306		25SI Delco, Optional	DR	75	24	7252N
Cat. 3306		25SI Delco, Standard	DR	50	24	7254N
Cat. 3306		Bosch (Std.)	BO	35	24	12165N
Cat. 3306		Denso (Opt.)	ND	50	24	12060N
Caterpillar 3126, 7.2L Diesel	2003-96	Denso 24 Volt / 65 Amp	ND	65	24	12350N
D8K						
D-342 Diesel	1982-78	20SI Delco	DR	45	24	7297N
D-342 Diesel	1982-74	25SI Delco	DR	50	24	7254N
D-342 Diesel	1977-74	Prestolite	PS	22	24	7331N
D8L						
Cat. 3408	1992-85	Denso (Opt.)	ND	50	24	12060N
Cat. 3408	1992-82	20SI Delco	DR	45	24	7297N
Cat. 3408		25SI Delco, Optional	DR	75	24	7252N
Cat. 3408		25SI Delco, Standard	DR	50	24	7254N
Cat. 3408		Bosch (Std.)	BO	35	24	12165N
D8N						
Cat. 3406	1996-94	26SI Delco, Standard	DR	50	24	7254N
Cat. 3406	1996-86	Denso (Opt.)	ND	50	24	12060N
Cat. 3406	1993-86	20SI Delco	DR	45	24	7297N
Cat. 3406		25SI Delco, Optional	DR	75	24	7252N
Cat. 3406		25SI Delco, Standard	DR	50	24	7254N
Cat. 3406		Bosch (Std.)	BO	35	24	12165N
D9H						
D-353 Diesel	1982-79	20SI Delco	DR	45	24	7297N
D-353 Diesel	1982-74	25SI Delco	DR	50	24	7254N

ALTERNATORS AND GENERATORS

ENGINE	YEAR	APPLICATION	Mfg	Amp	Volt	PART NUMBER
CATERPILLAR - Track Tractor (Cont'd)						
D9H (Cont'd)						
D-353 Diesel	1978-74	Prestolite	PS	22	24	7331N
D9L						
Cat. 3412	1986-80	20SI Delco	DR	45	24	7297N
Cat. 3412		25SI Delco	DR	50	24	7254N
D9N						
Cat. 3408	1995-94	26SI Delco, Standard	DR	50	24	7254N
Cat. 3408	1995-86	Bosch (Std.)	BO	35	24	12165N
Cat. 3408		Denso (Opt.)	ND	50	24	12060N
Cat. 3408	1993-86	20SI Delco	DR	45	24	7297N
Cat. 3408		25SI Delco, Optional	DR	75	24	7252N
Cat. 3408		25SI Delco, Standard	DR	50	24	7254N
CATERPILLAR - Wheel Loader						
902						
Cat. 3024	2003-98	Denso (Std.)	ND	55	12	12470N
906						
Cat. 3034	2003-98	Denso (Std.)	ND	55	12	12470N
908						
Cat. 3054	2003-98	Denso (Std.)	ND	55	12	12346N
910						
D3 Engine	1989-79	Denso (Std.)	ND	40	12	12001N
D-393 Diesel	1989-85	Denso (Opt.)	ND	50	24	12060N
914G						
Cat. 3054	2003-95	60 Amp Alt.	ND	60	24	12475N
916						
Cat. 3204	1992-86	20SI Delco	DR	45	24	7297N
Cat. 3204		25SI Delco	DR	50	24	7254N
Cat. 3204		Denso (Opt.)	ND	50	24	12060N
918F						
Cat. 3114	1994-92	Bosch	BO	55	24	12167N
920						
Cat. 3304	1984-79	20SI Delco	DR	45	24	7297N
Cat. 3304	1984-69	25SI Delco	DR	50	24	7254N
Cat. 3304	1978-69	Prestolite	PS	22	24	7331N
924F						
Cat. 3114	1999-94	Bosch	BO	55	24	12167N
926						
Cat. 3204	1987-85	Denso (Opt.)	ND	50	24	12060N
Cat. 3204	1987-84	20SI Delco	DR	45	24	7297N
Cat. 3204		25SI Delco	DR	50	24	7254N
926E						
Cat. 3204	1993-87	25SI Delco	DR	50	24	7254N
Cat. 3204		Denso	ND	50	24	12060N
928F						
Cat. 3116	1996-93	Bosch	BO	55	24	12167N
928G						
Cat. 3056	2003-96	Bosch	BO	55	24	12167N

ALTERNATORS AND GENERATORS

ENGINE	YEAR	APPLICATION	Mfg	Amp	Volt	PART NUMBER
CATERPILLAR - Wheel Loader (Cont'd)						
928G (Cont'd)						
Caterpillar 3056E, 6.0L Diesel	2006-00	Denso , 24 Volt / 95 Amp	ND	95	24	12770N
930						
Cat. 3304	1985-79	20SI Delco	DR	45	24	7297N
Cat. 3304	1985-69	25SI Delco	DR	50	24	7254N
Cat. 3304	1978-69	Prestolite	PS	22	24	7331N
930G						
Caterpillar 3056E, 6.0L Diesel	2006-00	Denso , 24 Volt / 95 Amp	ND	95	24	12770N
936						
Cat. 3304	1987-85	Denso (Opt.)	ND	50	24	12060N
Cat. 3304	1987-83	20SI Delco	DR	45	24	7297N
Cat. 3304		25SI Delco	DR	50	24	7254N
Cat. 3304		Bosch (Std.)	BO	35	24	12165N
936E						
Cat. 3304	1992-87	25SI Delco	DR	50	24	7254N
Cat. 3304		Bosch (Opt.)	BO	55	24	12167N
Cat. 3304		Denso	ND	50	24	12060N
936F						
Cat. 3304	1996-92	25SI Delco	DR	50	24	7254N
Cat. 3304		Bosch (Opt.)	BO	55	24	12167N
Cat. 3304		Denso	ND	50	24	12060N
938F						
Cat. 3116	1997-94	Bosch (Opt.)	BO	55	24	12167N
950						
Cat. 3304	1981-79	20SI Delco	DR	45	24	7297N
Cat. 3304	1981-69	25SI Delco	DR	50	24	7254N
Cat. 3304	1978-69	Prestolite	PS	22	24	7331N
950B						
Cat. 3304	1987-81	20SI Delco	DR	45	24	7297N
Cat. 3304		25SI Delco	DR	50	24	7254N
950E						
Cat. 3304	1991-87	25SI Delco	DR	50	24	7254N
Cat. 3304		Denso	ND	50	24	12060N
950F						
Cat. 3116	1996-91	25SI Delco	DR	50	24	7254N
Cat. 3116		Bosch (Opt.)	BO	55	24	12167N
Cat. 3116		Denso	ND	50	24	12060N
950H						
Caterpillar C7, 7.2L Diesel	2009-04	Denso , 24 Volt / 95 Amp	ND	95	24	12770N
962H						
Caterpillar C7, 7.2L Diesel	2009-04	Denso , 24 Volt / 95 Amp	ND	95	24	12770N
966C						
Cat. 3306	1983-82	Bosch (Opt.)	BO	55	24	12167N
Cat. 3306	1983-79	20SI Delco	DR	45	24	7297N
Cat. 3306	1983-68	25SI Delco	DR	50	24	7254N
Cat. 3306	1978-68	Prestolite	PS	22	24	7331N

ALTERNATORS AND GENERATORS

ENGINE	YEAR	APPLICATION	Mfg	Amp	Volt	PART NUMBER
CATERPILLAR - Wheel Loader (Cont'd)						
966D						
Cat. 3306	1987-85	Denso (Opt.)	ND	50	24	12060N
Cat. 3306	1987-80	20SI Delco	DR	45	24	7297N
Cat. 3306		25SI Delco	DR	50	24	7254N
966E						
Cat. 3306	1990-87	20SI Delco	DR	45	24	7297N
Cat. 3306		25SI Delco	DR	50	24	7254N
Cat. 3306		Bosch (Opt.)	BO	55	24	12167N
Cat. 3306		Denso (Opt.)	ND	50	24	12060N
966F						
Cat. 3306	1996-94	26SI Delco	DR	50	24	7254N
Cat. 3306	1996-90	Bosch (Opt.)	BO	55	24	12167N
Cat. 3306		Denso (Opt.)	ND	50	24	12060N
Cat. 3306	1993-90	20SI Delco	DR	45	24	7297N
Cat. 3306		25SI Delco	DR	50	24	7254N
966H						
Caterpillar C13, 12.5L Diesel	2009-04	Denso , 24 Volt / 95 Amp	ND	95	24	12770N
972H						
Caterpillar C13, 12.5L Diesel	2009-04	Denso , 24 Volt / 95 Amp	ND	95	24	12770N
980						
Cat. 3306	1970-69	25SI Delco	DR	50	24	7254N
Cat. 3306	1970-66	Prestolite	PS	22	24	7331N
980B						
Cat. 3306	1984-82	Bosch (Opt.)	BO	55	24	12167N
Cat. 3306	1984-79	20SI Delco	DR	45	24	7297N
Cat. 3306	1984-70	25SI Delco	DR	50	24	7254N
Cat. 3306	1978-70	Prestolite	PS	22	24	7331N
980C						
Cat. 3406	1992-85	Denso (Opt.)	ND	50	24	12060N
Cat. 3406	1992-82	Bosch (Std.)	BO	35	24	12165N
Cat. 3406	1992-79	20SI Delco	DR	45	24	7297N
Cat. 3406	1992-78	25SI Delco	DR	50	24	7254N
Cat. 3406	1978	Prestolite	PS	22	24	7331N
980F						
Cat. 3406	1996-94	26SI Delco	DR	50	24	7254N
Cat. 3406	1996-91	Bosch	BO	55	24	12167N
Cat. 3406		Denso	ND	50	24	12060N
Cat. 3406	1993-91	25SI Delco	DR	50	24	7254N
980H						
Caterpillar C15, 15.2L Diesel	2009-04	Denso , 24 Volt / 95 Amp	ND	95	24	12770N
988						
Cat. 3406	1976-69	25SI Delco	DR	50	24	7254N
Cat. 3406		Prestolite	PS	22	24	7331N
988B						
Cat. 3408	1993-85	25SI Delco, Optional	DR	75	24	7252N
Cat. 3408		Denso	ND	50	24	12060N
Cat. 3408	1993-76	25SI Delco, Standard	DR	50	24	7254N
Cat. 3408	1978-69	Prestolite	PS	22	24	7331N

ALTERNATORS

ALTERNATORS AND GENERATORS

ENGINE	YEAR	APPLICATION	Mfg	Amp	Volt	PART NUMBER
CATERPILLAR - Wheel Loader (Cont'd)						
988F						
Cat. 3408	2000-94	26SI Delco	DR	50	24	7254N
Cat. 3408		Bosch	BO	55	24	12167N
Cat. 3408		Denso	ND	50	24	12060N
990H						
Caterpillar C27, 27.2L Diesel	2009-06	Denso, 24 Volt / 95 Amp	ND	95	24	12770N
992						
D-348 Diesel	1973-70	25SI Delco	DR	50	24	7254N
992B						
D-348 Diesel	1979-73	25SI Delco	DR	50	24	7254N
992C						
Cat. 3408	1993-85	25SI Delco, Optional	DR	75	24	7252N
Cat. 3408		Denso	ND	50	24	12060N
Cat. 3408	1993-77	25SI Delco, Standard	DR	50	24	7254N
992D						
Cat. 3408	1996-93	26SI Delco	DR	50	24	7254N
Cat. 3408		Bosch	BO	55	24	12167N
Cat. 3408		Denso	ND	50	24	12060N
CATERPILLAR - Wheel Skidder						
508						
Cat. 3204	1989-87	20SI Delco	DR	45	24	7297N
Cat. 3204		25SI Delco	DR	50	24	7254N
Cat. 3204		Bosch (Std.)	BO	35	24	12165N
Cat. 3204		Denso (Opt.)	ND	50	24	12060N
518						
Cat. 3304	1995-94	26SI Delco	DR	50	24	7254N
Cat. 3304	1995-85	Denso (Opt.)	ND	50	24	12060N
Cat. 3304	1995-82	Bosch (Std.)	BO	35	24	12165N
Cat. 3304	1993-79	20SI Delco	DR	45	24	7297N
Cat. 3304	1993-71	25SI Delco	DR	50	24	7254N
528						
Cat. 3306	1995-94	26SI Delco	DR	50	24	7254N
Cat. 3306	1995-85	Denso (Opt.)	ND	50	24	12060N
Cat. 3306	1995-82	Bosch (Std.)	BO	35	24	12165N
Cat. 3306	1993-79	20SI Delco	DR	45	24	7297N
Cat. 3306	1993-75	25SI Delco	DR	50	24	7254N
530B						
Cat. 3306	1998-94	26SI Delco	DR	50	24	7254N
Cat. 3306	1998-92	Bosch (Std.)	BO	35	24	12165N
Cat. 3306		Denso (Opt.)	ND	50	24	12060N
Cat. 3306	1993-92	20SI Delco	DR	45	24	7297N
Cat. 3306		25SI Delco	DR	50	24	7254N
CATERPILLAR - Wheel Tractor Dozer						
814						
Cat. 3306	1981-79	20SI Delco	DR	45	24	7297N
Cat. 3306	1981-69	25SI Delco	DR	50	24	7254N
Cat. 3306	1978-69	Prestolite	PS	22	24	7331N

ALTERNATORS AND GENERATORS

ENGINE	YEAR	APPLICATION	Mfg	Amp	Volt	PART NUMBER
CATERPILLAR - Wheel Tractor Dozer (Cont'd)						
814B						
Cat. 3306	1995-94	26SI Delco	DR	50	24	7254N
Cat. 3306	1995-85	Denso	ND	50	24	12060N
Cat. 3306	1993-79	20SI Delco	DR	45	24	7297N
Cat. 3306	1993-70	25SI Delco	DR	50	24	7254N
Cat. 3306	1978-70	Prestolite	PS	22	24	7331N
814F						
Cat. 3176	2003-96	26SI Delco	DR	50	24	7254N
Cat. 3176		Denso	ND	50	24	12060N
824B						
D-343 Diesel	1979-70	25SI Delco	DR	50	24	7254N
D-343 Diesel	1979	20SI Delco	DR	45	24	7297N
D-343 Diesel	1978-70	Prestolite	PS	22	24	7331N
824C						
Cat. 3406	1996-94	26SI Delco	DR	50	24	7254N
Cat. 3406	1996-85	Denso	ND	50	24	12060N
Cat. 3406	1993-79	20SI Delco	DR	45	24	7297N
Cat. 3406	1993-78	25SI Delco	DR	50	24	7254N
Cat. 3406	1978	Prestolite	PS	22	24	7331N
834						
Cat. 3408	1971-70	25SI Delco	DR	50	24	7254N
834B						
Cat. 3408	1996-94	26SI Delco, Standard	DR	50	24	7254N
Cat. 3408	1993-75	25SI Delco, Optional	DR	75	24	7252N
Cat. 3408		25SI Delco, Standard	DR	50	24	7254N
CHAMPION - Grader						
710						
Cummins 5.9	1991-90	21SI Delco	DR	130	12	8027N
Cummins 5.9		Bosch Replacement Unit, 200 Amp	BO	200	12	12715N
Cummins 5.9	1991-77	20SI Delco	DR	45	24	7297N
Cummins 5.9		30SI Delco	DR	60	24	7975N
710A						
Cummins 5.9	1998-94	21SI Delco, Exc. Europe Apps.	DR	70	24	8003N
Cummins 5.9		Delco 21SI, 24 Volt/70 Amp, Europe Apps.	DR	70	24	8003N-LD
Cummins 5.9	1998-90	21SI Delco	DR	130	12	8027N
Cummins 5.9		Bosch Replacement Unit, 200 Amp	BO	200	12	12715N
Cummins 5.9	1998-77	30SI Delco	DR	60	24	7975N
Cummins 5.9	1993-77	20SI Delco	DR	45	24	7297N
716A						
Cummins 5.9	1998-94	21SI Delco, Exc. Europe Apps.	DR	70	24	8003N
Cummins 5.9		Delco 21SI, 24 Volt/70 Amp, Europe Apps.	DR	70	24	8003N-LD
Cummins 5.9	1998-92	21SI Delco	DR	130	12	8027N
Cummins 5.9		30SI Delco	DR	60	24	7975N
Cummins 5.9		Bosch Replacement Unit, 200 Amp	BO	200	12	12715N
Cummins 5.9	1993-92	20SI Delco	DR	45	24	7297N
720						
Cummins 8.3	1998-89	30SI Delco	DR	60	24	7975N
Cummins 8.3	1993-89	20SI Delco	DR	45	24	7297N
DD 6-71	1988-75	20SI Delco	DR	45	24	7297N

ALTERNATORS

ALTERNATORS AND GENERATORS

ENGINE	YEAR	APPLICATION	Mfg	Amp	Volt	PART NUMBER
CHAMPION - Grader (Cont'd)						
720A						
Cummins 8.3	1998-89	30SI Delco	DR	60	24	7975N
Cummins 8.3	1993-89	20SI Delco	DR	45	24	7297N
DD 4-71	1991-83	20SI Delco	DR	45	24	7297N
726A						
Cummins 8.3	1998-92	30SI Delco	DR	60	24	7975N
Cummins 8.3	1993-92	20SI Delco	DR	45	24	7297N
730						
Cummins 8.3	1998-85	30SI Delco	DR	60	24	7975N
Cummins 8.3	1993-85	20SI Delco	DR	45	24	7297N
730A						
Cummins 8.3	1998-85	30SI Delco	DR	60	24	7975N
Cummins 8.3	1993-85	20SI Delco	DR	45	24	7297N
736A						
Cummins 8.3	1998-92	30SI Delco	DR	60	24	7975N
Cummins 8.3	1993-92	20SI Delco	DR	45	24	7297N
740						
Cummins N-855C	1985-75	20SI Delco	DR	45	24	7297N
DD 6-71	1991-75	20SI Delco	DR	45	24	7297N
740A						
Cummins L-10	1998-94	30SI Delco	DR	60	24	7975N
Cummins L-10	1993-91	20SI Delco	DR	45	24	7297N
Cummins M11	1998-94	30SI Delco	DR	60	24	7975N
Cummins M11	1993-91	20SI Delco	DR	45	24	7297N
750						
Cummins L-10	1994	30SI Delco	DR	60	24	7975N
Cummins L-10	1993-87	20SI Delco	DR	45	24	7297N
750A						
Cummins L-10	1998-94	30SI Delco	DR	60	24	7975N
Cummins L-10	1993-87	20SI Delco	DR	45	24	7297N
Cummins M11	1998-95	30SI Delco	DR	60	24	7975N
760						
Cummins L-10	1991-85	20SI Delco	DR	45	24	7297N
Cummins N-855C	1985-75	20SI Delco	DR	45	24	7297N
DD 6-71, 7.0L	1991-82	Motorola 8LHA, 130A, Std. Regulator	LN	160	12	8329N
DD 6-71, 7.0L		Motorola 8LHA, 140A, Std. Regulator	LN	160	12	8329N
DD 6-71, 7.0L		Motorola 8LHA, 160A, Std. Regulator	LN	160	12	8329N
780						
Cummins L-10	1991-85	20SI Delco	DR	45	24	7297N
780A						
Cummins L-10	1998-94	30SI Delco	DR	60	24	7975N
Cummins L-10	1993-86	20SI Delco	DR	45	24	7297N
Cummins M11	1998-95	30SI Delco	DR	60	24	7975N
CLARK - Dozer						
280						
Cummins NTA-855C	1986-81	All	DR	75	24	7252N
Cummins NTA-855C	1980-79	All	DR	50	24	7254N
DD 8V-71N	1986-79	All	DR	65	24	7197N

ALTERNATORS AND GENERATORS

ENGINE	YEAR	APPLICATION	Mfg	Amp	Volt	PART NUMBER
CLARK - Dozer (Cont'd)						
280 IIIA						
Cummins NTA-855C	1978-75	All	DR	50	24	7254N
DD 8V-71N		All	DR	65	24	7197N
380						
Cummins KTA-1150	1986-81	All	DR	75	24	7252N
Cummins KTA-1150	1980-79	All	DR	50	24	7254N
Cummins V-1710	1986-81	All	DR	75	24	7252N
Cummins V-1710	1980-79	25SI Delco, Optional	DR	50	24	7254N
Cummins V-1710		25SI Delco, Standard	DR	50	24	7254N
DD 16V-71N	1986-81	All	DR	75	24	7252N
DD 16V-71N	1980-79	25SI Delco, Optional	DR	50	24	7254N
DD 16V-71N		25SI Delco, Standard	DR	50	24	7254N
380 III						
Cummins V-1710C	1972-70	All	DR	50	24	7254N
380 IIIA						
Cummins KTA-1150	1978-75	All	DR	50	24	7254N
Cummins V-1710C		25SI Delco, Optional	DR	50	24	7254N
Cummins V-1710C	1978-73	25SI Delco, Standard	DR	50	24	7254N
DD 16V-71N	1978-75	25SI Delco, Optional	DR	50	24	7254N
DD 16V-71N	1978-73	25SI Delco, Standard	DR	50	24	7254N
380C III						
Cummins V-1710C	1974-73	All	DR	50	24	7254N
CLARK - Grader						
301						
DD 4-71	1973	Standard	DR	72	12	7186-3N
CLARK - Lift Truck						
C300-30 / 40 / 50						
Continental F-163 En- gine	1986-75	All	DR	72	12	7186-3N
Perkins 4-203 Diesel	1981-79	All	DR	22	12	7164N
Perkins 4-203 Diesel	1978-77	All	DR	72	12	7186-3N
C300-Y40 / 50						
Continental F-163 En- gine	1982-77	All	DR	72	12	7186-3N
Perkins 4-203 Diesel	1981-79	All	DR	22	12	7164N
Perkins 4-203 Diesel	1978-77	All	DR	72	12	7186-3N
C500-100 / 110 / 120						
Continental F-245 En- gine	1986-75	All	DR	72	12	7186-3N
Perkins 4-248 Diesel	1987-82	All	DR	72	12	7186-3N
C500-130 / 135 / 155						
Perkins 4-248 Diesel	1987-82	All	DR	72	12	7186-3N
C500-160 / 180						
Perkins 6-354 Diesel	1987-82	All	DR	72	12	7186-3N
C500-20 / 25						
Continental Y-112 En- gine	1986-83	All	DR	72	12	7186-3N

ALTERNATORS

ALTERNATORS AND GENERATORS

ENGINE	YEAR	APPLICATION	Mfg	Amp	Volt	PART NUMBER
CLARK - Lift Truck (Cont'd)						
C500-20 / 25 (Cont'd)						
Continental Y-112 Engine	1982-75	Int. Reg.	DR	72	12	7186-3N
C500-200						
Chrysler 318 Engine	1978-77	All	DR	72	12	7186-3N
Continental F-245 Engine	1978-75	All	DR	72	12	7186-3N
Perkins 6-354 Diesel	1987-82	All	DR	72	12	7186-3N
C500-220 / 225						
Perkins 6-354 Diesel	1987-82	All	DR	72	12	7186-3N
C500-250 / 300						
Chrysler 318 Engine	1978-77	All	DR	72	12	7186-3N
Perkins 6-354 Diesel	1987-82	All	DR	72	12	7186-3N
C500-30						
Continental Y-112 Engine	1982-75	Int. Reg.	DR	72	12	7186-3N
Waukesha 155 Engine	1986-83	All	DR	72	12	7186-3N
Waukesha 155 Engine	1982-75	Int. Reg.	DR	72	12	7186-3N
Waukesha 176 Engine	1986-75	All	DR	72	12	7186-3N
C500-35 / 40 / 45 / 50 / 55						
Waukesha 155 Engine	1982-75	Int. Reg.	DR	72	12	7186-3N
Waukesha 176 Engine	1986-75	All	DR	72	12	7186-3N
C500-400 / 450 / 550 / 650						
Cummins 8-555 Diesel	1987-82	All	DR	72	12	7186-3N
C500-60 / 70 / 80						
Continental F-227 Engine	1982-77	All	DR	72	12	7186-3N
Continental F-245 Engine	1986-83	All	DR	72	12	7186-3N
Perkins 4-203 Diesel	1981-79	All	DR	22	12	7164N
Perkins 4-203 Diesel	1978-75	All	DR	72	12	7186-3N
Perkins 4-248 Diesel	1987-82	All	DR	72	12	7186-3N
C500-F20 / 25						
Continental Y-112 Engine	1976-75	Int. Reg.	DR	72	12	7186-3N
C500-H Series						
Waukesha 155 Engine	1976-75	Int. Reg.	DR	72	12	7186-3N
C500-H40 / 45 / 50 / 55						
Waukesha 155 Engine	1976-75	Int. Reg.	DR	72	12	7186-3N
Waukesha 176 Engine		All	DR	72	12	7186-3N
C500-H60 / 70 / 80						
Continental F-227 Engine	1976-75	Int. Reg.	DR	72	12	7186-3N
Continental F-245 Engine		Int. Reg.	DR	72	12	7186-3N
C500-HY40 / 45 / 50 / 55						
Chrysler 318 Engine	1975-74	All	DR	72	12	7186-3N
Waukesha 155 Engine	1976-75	Int. Reg.	DR	72	12	7186-3N
Waukesha 176 Engine		All	DR	72	12	7186-3N

ALTERNATORS AND GENERATORS

ENGINE	YEAR	APPLICATION	Mfg	Amp	Volt	PART NUMBER
CLARK - Lift Truck (Cont'd)						
C500-HY60 / 70 / 80						
Perkins 4-236 Diesel	1976-75	All	DR	72	12	7186-3N
C500-S60						
Waukesha 176 Engine	1981-77	All	DR	72	12	7186-3N
C500-Y100						
Continental F-245 En- gine	1986-75	All	DR	72	12	7186-3N
Perkins 4-236 Diesel	1981-79	Dustproof	DR	22	12	7164N
Perkins 4-236 Diesel		Ventilated	DR	72	12	7186-3N
Perkins 4-236 Diesel	1978-75	All	DR	72	12	7186-3N
C500-Y110						
Ford 300 Engine	1986-82	All	DR	72	12	7186-3N
C500-Y120 / 130 / 135 / 150						
Continental F-245 En- gine	1981-75	All	DR	72	12	7186-3N
Perkins 4-236 Diesel	1981-79	Dustproof	DR	22	12	7164N
Perkins 4-236 Diesel		Ventilated	DR	72	12	7186-3N
Perkins 4-236 Diesel	1978-75	All	DR	72	12	7186-3N
C500-Y160 / 200 / 250 / 300						
Chrysler 318 Engine	1981-77	All	DR	72	12	7186-3N
C500-Y20 / 25 / 30						
Continental F-163 En- gine	1986-83	All	DR	72	12	7186-3N
Continental F-163 En- gine	1982-75	Int. Reg.	DR	72	12	7186-3N
C500-Y40 / 45 / 50 / 55						
Perkins 4-203 Diesel	1985-83	All	DR	72	12	7186-3N
Perkins 4-203 Diesel	1982-81	Dustproof	DR	22	12	7164N
Perkins 4-203 Diesel		Ventilated	DR	72	12	7186-3N
Perkins 4-203 Diesel	1980-77	All	DR	72	12	7186-3N
Waukesha 176 Engine	1982-77	All	DR	72	12	7186-3N
C500-Y60 / 70 / 80						
Continental F-245 En- gine	1986-77	All	DR	72	12	7186-3N
Perkins 4-203 Diesel	1978-77	All	DR	72	12	7186-3N
Perkins 4-236 Diesel	1981-79	Dustproof	DR	22	12	7164N
Perkins 4-236 Diesel		Ventilated	DR	72	12	7186-3N
Perkins 4-236 Diesel	1978-77	All	DR	72	12	7186-3N
C500-YF20 / 25 / 30						
Continental F-163 En- gine	1976-75	Int. Reg.	DR	72	12	7186-3N
C500-YS60						
Perkins 4-203 Diesel	1985-82	All	DR	72	12	7186-3N
Waukesha 176 Engine	1982-77	All	DR	72	12	7186-3N
CGC20						
Mitsubishi 4G64 Gas	2000-95	Mitsubishi System (Opt.)	MI	65	12	12303
Mitsubishi 4G64 Gas		Mitsubishi System (Std.)	MI	50	12	12311N
CGC25						
Mitsubishi 4G64 Gas	2000-95	Mitsubishi System (Opt.)	MI	65	12	12303
Mitsubishi 4G64 Gas		Mitsubishi System (Std.)	MI	50	12	12311N

ALTERNATORS

ALTERNATORS AND GENERATORS

ENGINE	YEAR	APPLICATION	Mfg	Amp	Volt	PART NUMBER
CLARK - Lift Truck (Cont'd)						
CGC30						
Mitsubishi 4G64 Gas	2000-95	Mitsubishi System (Opt.)	MI	65	12	12303
Mitsubishi 4G64 Gas		Mitsubishi System (Std.)	MI	50	12	12311N
CGC32						
Mitsubishi 4G64 Gas	2000-95	Mitsubishi System (Opt.)	MI	65	12	12303
Mitsubishi 4G64 Gas		Mitsubishi System (Std.)	MI	50	12	12311N
CGP20						
Mitsubishi 4G64 Gas	2000-95	Mitsubishi System (Opt.)	MI	65	12	12303
Mitsubishi 4G64 Gas		Mitsubishi System (Std.)	MI	50	12	12311N
CGP25						
Mitsubishi 4G64 Gas	2000-95	Mitsubishi System (Opt.)	MI	65	12	12303
Mitsubishi 4G64 Gas		Mitsubishi System (Std.)	MI	50	12	12311N
CGP30						
Mitsubishi 4G64 Gas	2000-95	Mitsubishi System (Opt.)	MI	65	12	12303
Mitsubishi 4G64 Gas		Mitsubishi System (Std.)	MI	50	12	12311N
CH60 Series						
Perkins 4-203 Diesel	1976-75	All	DR	72	12	7186-3N
CH70 Series						
Perkins 4-203 Diesel	1976-75	All	DR	72	12	7186-3N
CH80 Series						
Perkins 4-203 Diesel	1976-75	All	DR	72	12	7186-3N
GCS17						
Mitsubishi Gas	1994-85	Delco System	DR	72	12	7186-3N
GCS20						
Mitsubishi Gas	1994-85	Delco System	DR	72	12	7186-3N
GCS25						
Mitsubishi Gas	1994-85	Delco System	DR	72	12	7186-3N
GCS30						
Mitsubishi 4G54 Gas	1994-85	Delco System	DR	72	12	7186-3N
GCX20						
Continental Gas	1997-90	Delco System	DR	72	12	7186-3N
GCX25E						
Continental Gas	1997-90	Delco System	DR	72	12	7186-3N
GCX30C						
Continental Gas	1997-90	Delco System	DR	72	12	7186-3N
GCX40						
Perkins Diesel Engines	1997-90	Delco System	DR	72	12	7186-3N
GCX50						
Perkins Diesel Engines	1997-90	Delco System	DR	72	12	7186-3N
GPS17						
Mitsubishi Gas	1994-85	Delco System	DR	72	12	7186-3N
GPS20						
Mitsubishi Gas	1994-85	Delco System	DR	72	12	7186-3N
GPS25						
Mitsubishi Gas	1994-85	Delco System	DR	72	12	7186-3N

ALTERNATORS AND GENERATORS

ENGINE	YEAR	APPLICATION	Mfg	Amp	Volt	PART NUMBER
CLARK - Lift Truck (Cont'd)						
GPS30						
Mitsubishi 4G54 Gas	1994-85	Delco System	DR	72	12	7186-3N
GPX20						
Gas Engines	1995-90	Delco System	DR	72	12	7186-3N
GPX25E						
Gas Engines	1995-90	Delco System	DR	72	12	7186-3N
GPX30						
Gas Engines	1995-90	Delco System	DR	72	12	7186-3N
CLARK - Skid Steer Loader						
1074						
Perkins 4-236	1982-81	Opt.	DR	22	12	7164N
Perkins 4-236		Std.	DR	72	12	7186-3N
1075						
J. Deere 4276	1981-75	Std.	DR	72	12	7186-3N
1080						
J. Deere 4276	1985-82	Std.	DR	72	12	7186-3N
J. Deere 4276	1982	Opt.	DR	22	12	7164N
2000						
Perkins 2.5L	1989-86	Std.	MD	55	12	12175N
Perkins 4-154	1985-82	Std.	DR	72	12	7186-3N
Perkins 4-154	1982	Opt.	DR	22	12	7164N
371						
Kohler 321S	1981-71	All	DR	22	12	7164N
440						
Kohler KT17QS	1982	All	DR	72	12	7186-3N
440B						
Kohler M18QS	1994-85	All	MD	55	12	12175N
443						
Kubota D750	1985-83	All	DR	72	12	7186-3N
Kubota D750	1982	Opt.	DR	22	12	7164N
Kubota D750		Std.	DR	72	12	7186-3N
443B						
Kubota Engine	1994-87	All	MD	55	12	12175N
525						
Kohler K-582	1980-75	All	DR	22	12	7164N
530						
Kohler K-582	1981	Opt.	DR	22	12	7164N
Kohler K-582		Std.	DR	72	12	7186-3N
Kohler K-582	1980-75	All	DR	22	12	7164N
533						
Isuzu Engines	1982-76	All	DR	72	12	7186-3N
540						
Kohler K-582	1982-81	All	DR	72	12	7186-3N
542B						
Ford VSG411	1993-88	All	MD	55	12	12175N

ALTERNATORS

ALTERNATORS AND GENERATORS

ENGINE	YEAR	APPLICATION	Mfg	Amp	Volt	PART NUMBER
CLARK - Skid Steer Loader (Cont'd)						
543						
Kubota D950	1982-81	All	DR	72	12	7186-3N
543B						
Kubota D950	1993-86	All	MD	55	12	12175N
Kubota D950	1985-83	Opt.	DR	22	12	7164N
Kubota D950		Std.	DR	72	12	7186-3N
610						
Wisconsin VH4D	1981-79	All	DR	72	12	7186-3N
611						
Deutz F2L411	1981-80	Internal Reg.	DR	22	12	7164N
620						
Wisconsin VH4D	1980-74	All	DR	72	12	7186-3N
630						
Wisconsin VH4D	1982-81	All	DR	72	12	7186-3N
631						
Deutz F2L411	1982-77	Internal Reg.	DR	22	12	7164N
632						
Ford 4-98	1982-77	All	DR	72	12	7186-3N
641						
Deutz F2L511	1985-83	Opt.	DR	22	12	7164N
Deutz F2L511	1985-81	Std.	DR	72	12	7186-3N
642						
Ford KSG4161	1985-83	Opt.	DR	22	12	7164N
Ford KSG4161		Std.	DR	72	12	7186-3N
643						
Kubota D1402	1985-83	Opt.	DR	22	12	7164N
Kubota D1402	1985-81	Std.	DR	72	12	7186-3N
700						
Wisconsin VH4D	1980	All	DR	72	12	7186-3N
720						
Wisconsin VH4D	1982-81	All	DR	72	12	7186-3N
721						
Deutz 411	1981-80	All	DR	72	12	7186-3N
733						
Deutz 411	1980	All	DR	72	12	7186-3N
741						
Deutz F2L511	1985-83	Opt.	DR	22	12	7164N
Deutz F2L511	1985-81	Std.	DR	72	12	7186-3N
742						
Ford KSG4161	1985-83	Opt.	DR	22	12	7164N
Ford KSG4161	1985-81	Std.	DR	72	12	7186-3N
743						
Kubota V1702	1985-83	Opt.	DR	22	12	7164N
Kubota V1702	1985-81	Std.	DR	72	12	7186-3N
825						
Perkins 4-108	1982-74	Std.	DR	22	12	7164N

ALTERNATORS AND GENERATORS

ENGINE	YEAR	APPLICATION	Mfg	Amp	Volt	PART NUMBER
CLARK - Skid Steer Loader (Cont'd)						
833						
Perkins 4-165	1981-80	Std.	DR	22	12	7164N
843						
Perkins 2.5L	1990-86	Std.	MD	55	12	12175N
Perkins 4-154	1985-83	Opt.	DR	22	12	7164N
Perkins 4-154	1985-81	Std.	DR	72	12	7186-3N
843B						
Isuzu Engines	1992-90	Std.	MD	55	12	12175N
853 / 853H						
Isuzu Engines	1995-91	Std.	MD	55	12	12175N
863 / 863H						
Deutz BF4M1011	1996-	Std.	MD	55	12	12175N
873						
Deutz BF4M1011	1994-	Std.	MD	55	12	12175N
943						
Perkins 4-236	1985	Std.	DR	72	12	7186-3N
974						
Perkins 4-236	1985-80	Std.	DR	72	12	7186-3N
Perkins 4-236	1982-80	Opt.	DR	22	12	7164N
975						
J. Deere 4276	1985-81	Std.	DR	72	12	7186-3N
J. Deere 4276	1982-81	Opt.	DR	22	12	7164N
J. Deere 4276	1980-74	Std.	DR	22	12	7164N
CLARK - Tow Tractor						
CTA6E						
Ford 300 Engine	1981-78	All	DR	72	12	7186-3N
CTAD-20						
Perkins 4-236 Diesel	1982-78	All	DR	72	12	7186-3N
CTAD-30						
Perkins 4-236 Diesel	1982-78	All	DR	72	12	7186-3N
CTAD-40						
Perkins 4-236 Diesel	1982-78	All	DR	72	12	7186-3N
CTAD-50						
Perkins 4-236 Diesel	1982-78	All	DR	72	12	7186-3N
CTD-20						
Perkins 4-236 Diesel	1981-78	All	DR	72	12	7186-3N
CTD-30						
Perkins 4-236 Diesel	1981-78	All	DR	72	12	7186-3N
Perkins 4-248 Diesel	1987-82	All	DR	72	12	7186-3N
CTD-40						
Perkins 4-236 Diesel	1981-78	All	DR	72	12	7186-3N
Perkins 4-248 Diesel	1987-82	All	DR	72	12	7186-3N
CTD-50						
Perkins 4-236 Diesel	1981-78	All	DR	72	12	7186-3N
Perkins 4-248 Diesel	1987-82	All	DR	72	12	7186-3N

ALTERNATORS

ALTERNATORS AND GENERATORS

ENGINE	YEAR	APPLICATION	Mfg	Amp	Volt	PART NUMBER
CLARK - Tractor Shovel						
125						
DD 6V-71 Diesel	1977-73	All	DR	50	24	7254N
125B						
Cummins VT-555	1978-73	All	DR	50	24	7254N
125C						
Cummins VT-555	1986-81	All	DR	75	24	7252N
Cummins VT-555	1980-79	All	DR	50	24	7254N
DD 6V-71N Diesel	1986-81	All	DR	75	24	7252N
DD 6V-71N Diesel	1980-79	All	DR	50	24	7254N
175B						
Cummins NTA-855C Diesel	1986-73	All	DR	75	24	7252N
DD 8V-71 Diesel	1986-79	All	DR	75	24	7252N
DD 8V-71 Diesel	1978-75	All	DR	65	24	7197N
275 IV						
Cummins NTA-855C	1974-71	All	DR	50	24	7254N
275B						
Cummins NTA-855C	1986-79	All	DR	75	24	7252N
275K						
Cummins KTA-1150	1986-81	All	DR	75	24	7252N
35C						
DD 3-53 Diesel	1981-75	All	DR	72	12	7186-3N
Perkins 4-248 Diesel		All	DR	72	12	7186-3N
45C						
4-53N	1981-75	All	DR	72	12	7186-3N
475 III						
Cummins V12-635C1	1972-71	All	DR	50	24	7254N
Cummins VTA-1710C	1972-70	All	DR	50	24	7254N
DD 16V-71 Diesel		All	DR	50	24	7254N
475B						
DD 16V-92 Diesel	1986-75	All	DR	75	24	7252N
VTA-1710C Diesel	1986-73	All	DR	75	24	7252N
475C						
Cummins 1710	1986	All	DR	75	24	7252N
55B						
DD 4-53N Diesel	1978-75	All	DR	72	12	7186-3N
55C						
Cummins V378-C155	1981	All	DR	72	12	7186-3N
Cummins V378-C155	1980-79	All	DR	60	12	7266N
DD 4-53N Diesel	1981	All	DR	72	12	7186-3N
DD 4-53N Diesel	1980-79	All	DR	60	12	7266N
675						
Cummins VTA-1710C	1977-73	All	DR	75	24	7252N
Cummins VTA-1710C	1972-70	All	DR	50	24	7254N
675B						
Cummins VTA-1710C	1986-79	All	DR	75	24	7252N

ALTERNATORS AND GENERATORS

ENGINE	YEAR	APPLICATION	Mfg	Amp	Volt	PART NUMBER
CLARK - Tractor Shovel (Cont'd)						
75B						
Cummins V-504 Diesel	1978-75	All	DR	65	24	7197N
75C						
Cummins V-504 Diesel	1986-81	All	DR	75	24	7252N
Cummins V-504 Diesel	1980-73	All	DR	65	24	7197N
DD 4-71N Diesel	1986-81	All	DR	75	24	7252N
DD 4-71N Diesel	1980-79	All	DR	65	24	7197N
85 III						
Cummins V-785C	1972-70	All	DR	50	24	7254N
85C IIIA						
Cummins N-855 Diesel	1974-73	All	DR	50	24	7254N
CLARK - Truck (Light)						
IT60						
Ford 300 Engine	1980-78	All	DR	72	12	7186-3N
Perkins 4-236 Diesel	1981-75	All	DR	72	12	7186-3N
Perkins 4-248 Diesel	1986-82	All	DR	72	12	7186-3N
IT70						
Ford 300 Engine	1980-78	All	DR	72	12	7186-3N
Perkins 4-236 Diesel	1981-75	All	DR	72	12	7186-3N
Perkins 4-248 Diesel	1987-82	All	DR	72	12	7186-3N
IT80						
Ford 300 Engine	1980-78	All	DR	72	12	7186-3N
Perkins 4-236 Diesel	1981-75	All	DR	72	12	7186-3N
Perkins 4-248 Diesel	1987-82	All	DR	72	12	7186-3N
UT40						
John Deere 3-164	1981-79	All	DR	72	12	7186-3N
John Deere 4-219		All	DR	72	12	7186-3N
UT60						
John Deere 3-164	1981-79	All	DR	72	12	7186-3N
John Deere 4-219	1988-79	All	DR	72	12	7186-3N
COCKSHUTT - Tractor						
1555						
232 Diesel	1975	All	DR	72	12	7186-3N
232 Gas		All	DR	72	12	7186-3N
1655						
283 Diesel	1975	All	DR	72	12	7186-3N
283 Gas		All	DR	72	12	7186-3N
CONSOLIDATED DIESEL - Engine						
4B						
4B - 3.9L	1992-91	20SI	DR	45	24	7297N
4B - 3.9L	1992	21SI Delco	DR	70	24	8003N
4B - 3.9L	1991	27SI	DR	65	24	7197N
6B						
6B - 5.9L	1992	20SI	DR	45	24	7297N
6B - 5.9L		21SI Delco	DR	70	24	8003N
6B - 5.9L	1991	27SI	DR	65	24	7197N

ALTERNATORS

ALTERNATORS AND GENERATORS

ENGINE	YEAR	APPLICATION	Mfg	Amp	Volt	PART NUMBER
CONSOLIDATED DIESEL - Engine (Cont'd)						
6C						
6C - 8.3L	1992-91	20SI	DR	45	24	7297N
6C - 8.3L	1992	21SI Delco	DR	70	24	8003N
6C - 8.3L	1991	27SI	DR	65	24	7197N
CONSOLIDATED DIESEL - Engine Industrial						
4B						
3.9L	1992	20SI	DR	60	12	7266N
6B						
5.9L	1992-91	20SI	DR	60	12	7266N
6C						
8.3L	1992-91	20SI	DR	60	12	7266N
CONSTRUCTION EQUIPMENT CO. - Grader						
330-H						
Cummins JNR-100-C1	1974-71	Opt.	DR	72	12	7186-3N
Cummins JNR-100-C1		Std.	DR	72	12	7186-3N
DD 3-71		Opt.	DR	72	12	7186-3N
DD 3-71		Std.	DR	72	12	7186-3N
440						
Cummins NHC-4	1974-71	Opt.	DR	72	12	7186-3N
Cummins NHC-4		Std.	DR	72	12	7186-3N
DD 4-71		Opt.	DR	72	12	7186-3N
DD 4-71		Std.	DR	72	12	7186-3N
440-H						
Cummins H-135	1974-71	Opt.	DR	72	12	7186-3N
Cummins H-135		Std.	DR	72	12	7186-3N
DD 4-71		Opt.	DR	72	12	7186-3N
DD 4-71		Std.	DR	72	12	7186-3N
440-HT						
DD 4-71	1974-71	Opt.	DR	72	12	7186-3N
DD 4-71		Std.	DR	72	12	7186-3N
444						
DD 4-71	1974-71	Opt.	DR	72	12	7186-3N
DD 4-71		Std.	DR	72	12	7186-3N
660-B						
Cummins H-6-C1	1974-71	Opt.	DR	72	12	7186-3N
Cummins H-6-C1		Std.	DR	72	12	7186-3N
DD 6-71		Opt.	DR	72	12	7186-3N
DD 6-71		Std.	DR	72	12	7186-3N
660-BT						
Cummins NHT-220-CT	1974-71	Opt.	DR	72	12	7186-3N
Cummins NHT-220-CT		Std.	DR	72	12	7186-3N
DD 6-71		Opt.	DR	72	12	7186-3N
DD 6-71		Std.	DR	72	12	7186-3N
666-B						
Cummins H-135	1974-71	Opt.	DR	72	12	7186-3N
Cummins H-135		Std.	DR	72	12	7186-3N
DD 4-71		Opt.	DR	72	12	7186-3N
DD 4-71		Std.	DR	72	12	7186-3N

ALTERNATORS

ALTERNATORS AND GENERATORS

ENGINE	YEAR	APPLICATION	Mfg	Amp	Volt	PART NUMBER
CONSTRUCTION EQUIPMENT CO. - Grader (Cont'd)						
777-B						
Cummins H-6-C1	1974-71	Opt.	DR	72	12	7186-3N
Cummins H-6-C1		Std.	DR	72	12	7186-3N
DD 6-71		Opt.	DR	72	12	7186-3N
DD 6-71		Std.	DR	72	12	7186-3N
777-BT						
Cummins NH-220-C1	1974-71	Opt.	DR	72	12	7186-3N
Cummins NH-220-C1		Std.	DR	72	12	7186-3N
DD 6-71		Opt.	DR	72	12	7186-3N
DD 6-71		Std.	DR	72	12	7186-3N
888-T						
DD 8V-71	1974-71	Opt.	DR	72	12	7186-3N
DD 8V-71		Std.	DR	72	12	7186-3N
CONSTRUCTION EQUIPMENT CO. - Misc. Truck						
AFE-2						
DD Engines	1976-69	All	DR	50	24	7254N
AFE-5						
Cat. D-348	1974-69	All	DR	50	24	7254N
Cat. D-349		All	DR	50	24	7254N
DD Engines		All	DR	50	24	7254N
AFE-6						
Cat. D-349	1974-71	All	DR	50	24	7254N
DD Engines		All	DR	50	24	7254N
AFE-7						
DD Engines	1974-71	All	DR	50	24	7254N
CFA-19						
Cummins NT-380	1974-72	All	DR	50	24	7254N
DD 12V-71		All	DR	50	24	7254N
CONSTRUCTION EQUIPMENT CO. - Tournapul						
BPA-11						
DD 12V-71 Diesel	1974-70	Std. 24 Volt	DR	50	24	7254N
BPA-7						
DD 12V-71 Diesel	1974-70	Std. 24 Volt	DR	50	24	7254N
BPA-8						
DD 12V-71 Diesel	1974-70	Std. 24 Volt	DR	50	24	7254N
CPA-8						
Cummins NHRS-6-C1	1974-70	Std. 24 Volt	DR	50	24	7254N
DD 8V-71 Diesel		Std. 24 Volt	DR	50	24	7254N
CPA-9						
Cummins NHRS-6-C1	1974-70	Std. 24 Volt	DR	50	24	7254N
DD 8V-71 Diesel		Std. 24 Volt	DR	50	24	7254N
CORNIVER - Compactor						
CS40P						
All Engines	All	All	ND	30	12	12190N

ALTERNATORS

ALTERNATORS AND GENERATORS

ENGINE	YEAR	APPLICATION	Mfg	Amp	Volt	PART NUMBER
CORNIVER - Compactor (Cont'd)						
CT40P						
All Engines	All	All	ND	30	12	12190N
CT48S						
All Engines	All	All	ND	40	12	12179N
CRUSADER - Boat						
305						
V8-305, 5.0L	2004-02	Delco 7SI , 12 Volt / 70 Amp	DR	70	12	8469N
350						
V8-350, 5.7L	2004-02	Delco 7SI , 12 Volt / 70 Amp	DR	70	12	8469N
496						
V8-496, 8.1L	2004-01	Delco 7SI , 12 Volt / 70 Amp	DR	70	12	8469N
Various Models						
Various Engines	All	Mando 55 Amp Alternator	MD	55	12	12175N
Various Engines		Motorola - 1 Hole, Tach. Hookup	MO	72	12	7489N
CUB CADET - Tractor - Compact						
5234DE						
Daihatsu 23HP Diesel	2006-04	Denso System	ND	40	12	12530N
5234DL						
Daihatsu 23HP Diesel	2006-04	Denso System	ND	40	12	12530N
5264DE						
Daihatsu 26HP Diesel	2006-	Denso System	ND	40	12	12530N
5264DL						
Daihatsu 26HP Diesel	2006-	Denso System	ND	40	12	12530N
7192						
Mitsubishi 19HP 3-65 Diesel	1997-95	Mitsubishi System	MI	40	12	12231N
7193						
Mitsubishi 19HP 3-65 Diesel	1997-96	Mitsubishi System	MI	40	12	12231N
7194						
Mitsubishi 19HP 3-65 Diesel	1997-95	Mitsubishi System	MI	40	12	12231N
7232						
Mitsubishi 23HP 3-75 Diesel	1997-95	Mitsubishi System	MI	40	12	12231N
7233						
Mitsubishi 23HP 3-75 Diesel	1997-96	Mitsubishi System	MI	40	12	12231N
7234						
Mitsubishi 23HP 3-75 Diesel	1997-95	Mitsubishi System	MI	40	12	12231N
7272						
Mitsubishi 27HP 3-91 Diesel	1997-95	Mitsubishi System	MI	40	12	12231N

ALTERNATORS

ALTERNATORS AND GENERATORS

ENGINE	YEAR	APPLICATION	Mfg	Amp	Volt	PART NUMBER
CUB CADET - Tractor - Compact (Cont'd)						
7273						
Mitsubishi 27HP 3-91 Diesel	1997-96	Mitsubishi System	MI	40	12	12231N
7274						
Mitsubishi 27HP 3-91 Diesel	1997-95	Mitsubishi System	MI	40	12	12231N
CUB CADET - Utility Tractor						
7195						
3-65 (19HP) Diesel	1997-95	Mitsubishi System	MI	40	12	12231N
Mitsubishi 19HP 3-65 Diesel		Mitsubishi System	MI	40	12	12231N
7235						
3-75 (23HP) Diesel	1997-95	Mitsubishi System	MI	40	12	12231N
Mitsubishi 23HP 3-75 Diesel		Mitsubishi System	MI	40	12	12231N
7264						
Daihatsu 21HP Diesel	2004-98	Denso System	ND	40	12	12530N
7275						
3-91 (27HP) Mitsubishi Diesel	1997-95	Mitsubishi System	MI	40	12	12231N
Mitsubishi 27HP 3-91 Diesel		Mitsubishi System	MI	40	12	12231N
7300						
Mitsubishi 30HP 3-91 Diesel	2003-98	Mitsubishi System (To 21495)	MI	40	12	12231N
7305						
Mitsubishi 30HP 3-91 Diesel	2003-98	Mitsubishi System (To 22230)	MI	40	12	12231N
CUMMINS ENGINES - Engine Industrial						
855 Series						
10.0L Engine	1985-83	20SI Delco, 12 Volt-60 Amp	DR	60	12	7266N
10.0L Engine		20SI Delco, 24 Volt-35 Amp	DR	45	24	7297N
10.0L Engine		25SI Delco, 24 Volt-50 Amp	DR	50	24	7254N
10.0L Engine		25SI Delco, 24 Volt-75 Amp	DR	75	24	7252N
14.0L Engine		20SI Delco, 24 Volt-35 Amp	DR	45	24	7297N
14.0L Engine		25SI Delco, 24 Volt-50 Amp	DR	50	24	7254N
B Series						
All	1988-80	20SI Delco, 12 Volt-60 Amp	DR	60	12	7266N
All Engines	2004-	Delco 11SI, 12 Volt / 70A	DR	70	12	8720N
All Engines	1994-	30SI Delco, 24 Volt, 75 Amp	DR	60	24	7975N
All Engines	1988-80	20SI Delco, 24 Volt-35 Amp	DR	45	24	7297N
All Engines	1985-80	10SI Delco, 12 Volt-63 Amp	DR	72	12	7186-3N
All Engines		10SI Delco, 24 Volt-40 Amp	DR	40	24	7176N
All Engines	1980-	15SI Delco, 12 Volt-105 Amp	DR	105	12	7853N
C Series						
All	1988-80	20SI Delco, 12 Volt-60 Amp	DR	60	12	7266N
All Engines	1994-	30SI Delco, 24 Volt, 75 Amp	DR	60	24	7975N
All Engines	1988-80	20SI Delco, 24 Volt-35 Amp	DR	45	24	7297N
All Engines		20SI Delco, 24 Volt-45 Amp	DR	45	24	7297N

ALTERNATORS

ALTERNATORS AND GENERATORS

ENGINE	YEAR	APPLICATION	Mfg	Amp	Volt	PART NUMBER
CUMMINS ENGINES - Engine Industrial (Cont'd)						
C Series (Cont'd)						
All Engines	1980-	15SI Delco, 12 Volt-105 Amp	DR	105	12	7853N
K Series						
All	1992-91	21SI Delco, 12 Volt-100 Amp	DR	130	12	8027N
All		Bosch Replacement Unit, 200 Amp	BO	200	12	12715N
All	1992-83	20SI Delco, 12 Volt-60 Amp	DR	60	12	7266N
All Engines	1994-	30SI Delco, 24 Volt, 75 Amp	DR	60	24	7975N
All Engines	1992-91	Delco 21SI, 24 Volt/70 Amp , Exc. Europe Apps.	DR	70	24	8003N
All Engines		Delco 21SI, 24 Volt/70 Amp, Europe Apps.	DR	70	24	8003N-LD
All Engines	1992-83	27SI Delco, 24 Volt-65 Amp	DR	65	24	7197N
All Engines		30SI Delco, 24 Volt, 75 Amp	DR	60	24	7975N
All Engines	1990-83	25SI Delco, 24 Volt-50 Amp	DR	50	24	7254N
All Engines		25SI Delco, 24 Volt-75 Amp	DR	75	24	7252N
L Series						
10.0L Engine	1994-	30SI Delco, 24 Volt, 75 Amp	DR	60	24	7975N
10.0L Engine	1993-92	15SI Delco, 12 Volt-105 Amp	DR	105	12	7853N
10.0L Engine	1993-83	20SI Delco, 12 Volt-60 Amp	DR	60	12	7266N
10.0L Engine	1991-83	20SI Delco, 24 Volt-35 Amp	DR	45	24	7297N
10.0L Engine	1991	27SI Delco, 24 Volt-65 Amp	DR	65	24	7197N
10.0L Engine	1990-83	25SI Delco, 24 Volt-50 Amp	DR	50	24	7254N
10.0L Engine		25SI Delco, 24 Volt-75 Amp	DR	75	24	7252N
14.0L Engine	1994-	30SI Delco, 24 Volt, 75 Amp	DR	60	24	7975N
14.0L Engine	1993-92	15SI Delco, 12 Volt-105 Amp	DR	105	12	7853N
14.0L Engine	1993-83	20SI Delco, 12 Volt-60 Amp	DR	60	12	7266N
14.0L Engine		20SI Delco, 24 Volt-35 Amp	DR	45	24	7297N
14.0L Engine	1991	27SI Delco, 24 Volt-65 Amp	DR	65	24	7197N
14.0L Engine	1990-83	25SI Delco, 24 Volt-50 Amp	DR	50	24	7254N
V Series						
18.9L Engine	1985-83	25SI Delco, 24 Volt-50 Amp	DR	50	24	7254N
28.0L Engine		25SI Delco, 24 Volt-75 Amp	DR	75	24	7252N
6.2L/ 8.3L/ 9.1L Engines		20SI Delco, 12 Volt-60 Amp	DR	60	12	7266N
6.2L/ 8.3L/ 9.1L Engines		20SI Delco, 24 Volt-35 Amp	DR	45	24	7297N
6.2L/ 8.3L/ 9.1L Engines		27SI Delco, 24 Volt-65 Amp	DR	65	24	7197N
All Engines	1987-86	All	DR	60	24	7975N
DAVID BROWN - Agricultural Tractor						
120						
4 Cyl. 219 Diesel	1971-67	Lucas Generator (Opt.)	LU	22	12	15027N
4 Cyl. 219 Diesel		Lucas Generator (Std.)	LU	11	12	15005N
1200						
4 Cyl. 219 Diesel	1971-67	Lucas Generator (Opt.)	LU	22	12	15027N
4 Cyl. 219 Diesel		Lucas Generator (Std.)	LU	11	12	15005N
121						
4 Cyl. 219 Diesel	1975-71	Lucas Generator	LU	11	12	15005N
1210						
4 Cyl. 219 Diesel	1975-71	Lucas Generator	LU	11	12	15005N
1212						
4 Cyl. 219 Diesel	1975-71	Lucas Generator	LU	11	12	15005N
3800						
3 Cyl. 146 Gas	1971-68	Lucas Generator	LU	11	12	15005N

ALTERNATORS AND GENERATORS

ENGINE	YEAR	APPLICATION	Mfg	Amp	Volt	PART NUMBER
DAVID BROWN - Agricultural Tractor (Cont'd)						
385G						
3-164 Diesel	1975-71	All	LU	11	12	15005N
4600						
3 Cyl. 164 Gas	1971-68	Lucas Generator	LU	11	12	15005N
770						
3 Cyl. 146 Diesel	1970	All	LU	22	12	15027N
3-146 Diesel	1970-65	All	LU	11	12	15005N
775						
All Engines	1976-72	Lucas Generator	LU	11	12	15005N
780						
3 Cyl. 146 Diesel	1971-70	All	LU	22	12	15027N
3-146 Diesel	1971-67	All	LU	11	12	15005N
781						
3 Cyl. 146 Diesel	1971-70	All	LU	22	12	15027N
3-146 Diesel	1971-67	All	LU	11	12	15005N
880						
3 Cyl. 154 Diesel	1971-61	Lucas (Opt.)	LU	22	12	15027N
3 Cyl. 154 Diesel		Lucas Generator (Std.)	LU	11	12	15005N
885						
3 Cyl. 154 Diesel	1976-71	Lucas Generator	LU	11	12	15005N
3 Cyl. 164 Diesel		Lucas Generator	LU	11	12	15005N
3-164 Diesel	1975-71	All	LU	11	12	15005N
885G						
3 Cyl. 154 Diesel	1976-71	Lucas Generator	LU	11	12	15005N
3 Cyl. 164 Diesel		Lucas Generator	LU	11	12	15005N
990						
4 Cyl. 186 Diesel	1976-71	Lucas Generator	LU	11	12	15005N
4 Cyl. 186 Diesel	1971-64	Lucas Generator (Opt.)	LU	22	12	15027N
4 Cyl. 186 Diesel	1970-64	Lucas Generator (Std.)	LU	11	12	15005N
991						
4 Cyl. 186 Diesel	1975-72	All	LU	11	12	15005N
995						
4 Cyl. 219 Diesel	1975-71	All	LU	11	12	15005N
996						
4 Cyl. 219 Diesel	1976-71	Lucas Generator	LU	11	12	15005N
DETROIT DIESEL - Engine Industrial						
8.2L						
DD 8 Cyl., 500CI, 8.2L	1988-	Delco 15SI Series	DR	105	12	7853N
DEUTZ - Engine Industrial						
All Models						
Stationary Engines	All	Int. Reg. (Match OE #)	VA	60	12	12302N
DEUTZ - Tractor						
D4007						
F3L912 Diesel	1984-80	Ext. Reg. (Std.)	BO	32	12	14949N

ALTERNATORS

ALTERNATORS AND GENERATORS

ENGINE	YEAR	APPLICATION	Mfg	Amp	Volt	PART NUMBER
DEUTZ - Tractor (Cont'd)						
D4506						
F3L912 Diesel	1980-79	Ext. Reg. (Std.)	BO	32	12	14949N
D4507						
F3L912 Diesel	1984-81	Ext. Reg. (Std.)	BO	32	12	14949N
D4807						
F3L912 Diesel	1981-80	Ext. Reg. (Std.)	BO	32	12	14949N
D5206						
F3L912 Diesel	1980-79	Ext. Reg. (Std.)	BO	32	12	14949N
D5207						
F3L912 Diesel	1984-81	Ext. Reg. (Std.)	BO	32	12	14949N
D6007						
F4L912 Diesel	1984-83	Ext. Reg. (Std.)	BO	32	12	14949N
D6206						
F4L912 Diesel	1980-79	Ext. Reg. (Std.)	BO	32	12	14949N
D6207						
F4L912 Diesel	1982-81	Ext. Reg. (Std.)	BO	32	12	14949N
D6507						
F4L912 Diesel	1984-83	Ext. Reg. (Std.)	BO	32	12	14949N
D6806						
F4L912 Diesel	1980-79	Ext. Reg. (Std.)	BO	32	12	14949N
D6807						
F4L912 Diesel	1982-81	Ext. Reg. (Std.)	BO	32	12	14949N
D7206						
F4L912 Diesel	1980-79	Ext. Reg. (Std.)	BO	32	12	14949N
D7207						
F4L912 Diesel	1981-80	Ext. Reg. (Std.)	BO	32	12	14949N
D7807						
F4L913 Diesel	1984-80	Ext. Reg. (Std.)	BO	32	12	14949N
DX110						
F6L912 Diesel	1985-79	Ext. Reg. (Std.)	BO	32	12	14949N
DX120						
F6L913 Diesel	1985-81	Ext. Reg. (Std.)	BO	32	12	14949N
DX36						
F2L912 Diesel	1985-79	Ext. Reg. (Std.)	BO	32	12	14949N
DX50V						
F3L912 Diesel	1985-79	Ext. Reg. (Std.)	BO	32	12	14949N
DX6007						
F3L913 Diesel	1985-82	Ext. Reg. (Std.)	BO	32	12	14949N
DX85						
F5L912 Diesel	1985-79	Ext. Reg. (Std.)	BO	32	12	14949N
DX86						
BF4L913T Diesel	1985-83	Ext. Reg. (Std.)	BO	32	12	14949N
DX90						
F5L912 Diesel	1985-79	Ext. Reg. (Std.)	BO	32	12	14949N

ALTERNATORS AND GENERATORS

ENGINE	YEAR	APPLICATION	Mfg	Amp	Volt	PART NUMBER
DEUTZ - Tractor (Cont'd)						
DX92						
BF4L913 Diesel	1985-83	Ext. Reg. (Std.)	BO	32	12	14949N
DEUTZ DITER - Engine Industrial						
D203-2						
Deutz Diter Diesel	1997-	Iskra System	BO	32	12	14949N
D203-D						
Deutz Diter Diesel	1997-	Iskra System	BO	32	12	14949N
D229-4						
Deutz Diter Diesel	1997-	Iskra System	BO	32	12	14949N
D229-6						
Deutz Diter Diesel	1997-	Iskra System	BO	32	12	14949N
D302-2						
Deutz Diter Diesel	1997-	Iskra System	BO	32	12	14949N
D302-3						
Deutz Diter Diesel	1997-	Iskra System	BO	32	12	14949N
D303-2						
Deutz Diter Diesel	1997-	Iskra System	BO	32	12	14949N
D303-3						
Deutz Diter Diesel	1997-	Iskra System	BO	32	12	14949N
TD203-3						
Deutz Diter Diesel	1997-	Iskra System	BO	32	12	14949N
TD229-4						
Deutz Diter Diesel	1997-	Iskra System	BO	32	12	14949N
TD229-6						
Deutz Diter Diesel	1997-	Iskra System	BO	32	12	14949N
DEUTZ-ALLIS - Combine						
F3						
All Engines	1989-86	Delco Alt.	DR	105	12	7853N
L3						
All Engines	1989-86	Delco Alt.	DR	105	12	7853N
M3						
All Engines	1989-86	Delco Alt.	DR	105	12	7853N
R40						
All Engines	1993-86	Delco 15SI	DR	105	12	7853N
R42						
All Engines	1993-86	Delco 15SI	DR	105	12	7853N
R5						
All Engines	1993-86	Delco 15SI	DR	105	12	7853N
R50						
All Engines	1993-86	Delco 15SI	DR	105	12	7853N
R52						
All Engines	1993-86	Delco 15SI	DR	105	12	7853N

ALTERNATORS

ALTERNATORS AND GENERATORS

ENGINE	YEAR	APPLICATION	Mfg	Amp	Volt	PART NUMBER
DEUTZ-ALLIS - Combine (Cont'd)						
R6						
All Engines	1993-86	Delco 15SI	DR	105	12	7853N
R60						
All Engines	1993-86	Delco 15SI	DR	105	12	7853N
R62						
All Engines	1993-86	Delco 15SI	DR	105	12	7853N
R7						
All Engines	1993-86	Delco 15SI	DR	105	12	7853N
R70						
All Engines	1993-86	Delco 15SI	DR	105	12	7853N
R72						
All Engines	1993-86	Delco 15SI	DR	105	12	7853N
DEUTZ-ALLIS - Tractor						
5220						
Toyosha Diesel	1992-86	All	HI	35	12	12129N
5230						
Toyosha Diesel	1992-86	All	HI	35	12	12129N
7110						
6-374 Diesel	1992-87	Opt.	BO	95	12	12169N
7120						
6-374 Diesel	1992-87	Opt.	BO	95	12	12169N
7145						
6-374 Diesel	1992-87	Opt.	BO	95	12	12169N
9130						
BF6L913C Engine	1992-89	Std.	DR	105	12	7853N
9150						
BF6L913C Engine	1992-89	Std.	DR	105	12	7853N
9170						
6-584 Diesel	1992-89	Std.	DR	105	12	7853N
9190						
6-584 Diesel	1992-89	Std.	DR	105	12	7853N
DEUTZ-FAHR - Combine						
M1080						
F5L912 Diesel	1988-81	Ext. Reg.	BO	32	12	14949N
M1202						
F6L912 Diesel	1988-80	Ext. Reg.	BO	32	12	14949N
M980						
F4L912 Diesel	1988-81	Ext. Reg.	BO	32	12	14949N
DEUTZ-FAHR - Tractor						
D2807						
F2L912 Diesel	1988-86	Ext. Reg. (Std.)	BO	32	12	14949N

ALTERNATORS AND GENERATORS

ENGINE	YEAR	APPLICATION	Mfg	Amp	Volt	PART NUMBER
DEUTZ-FAHR - Tractor (Cont'd)						
D3607						
F2L912 Diesel	1988-86	Ext. Reg. (Std.)	BO	32	12	14949N
D6507						
F4L912 Diesel	1984-83	Ext. Reg. (Std.)	BO	32	12	14949N
D6807						
F4L912 Diesel	1988-86	Ext. Reg. (Std.)	BO	32	12	14949N
D7007						
F4L912 Diesel	1988-83	Ext. Reg. (Std.)	BO	32	12	14949N
D7807						
F4L913 Diesel	1984-83	Ext. Reg. (Std.)	BO	32	12	14949N
DX6.31						
BF6L913T Diesel	1994-90	Int. Reg. (Opt.)	BO	95	12	12169N
DX6.50						
BF6L913 Diesel	1994-84	Int. Reg. (Opt.)	BO	95	12	12169N
DX7-10						
BF6L913 Diesel	1994-84	Int. Reg. (Opt.)	BO	95	12	12169N
DX8-30A						
6-584 Diesel	1985-84	Int. Reg. (Opt.)	BO	95	12	12169N
Intrac 2003						
F4L912H Diesel	1980-79	Ext. Reg. (Std.)	BO	32	12	14949N
Intrac 2004						
F4L912 Diesel	1988-78	Ext. Reg. (Std.)	BO	32	12	14949N
Intrac 6.30						
BF6L913T Diesel	1993-89	Int. Reg. (Std.)	BO	95	12	12169N
F6L913 Diesel	1988	Int. Reg. (Std.)	BO	95	12	12169N
Intrac 6.60						
BF6L913 Diesel	1993-88	Int. Reg. (Std.)	BO	95	12	12169N
DITCH WITCH - Misc. Equipment						
JT520 Driller						
All Engines	All	All	ND	30	12	12190N
DITCH WITCH - Trencher						
HT25						
All Engines	2006-99	All	ND	30	12	12190N
DMT CORPORATION - Misc. Equipment						
Various Models						
4B3.9 Cummins Diesel	1986-84	All	DR	72	12	7186-3N
4BT3.9 Cummins Diesel		All	DR	72	12	7186-3N
SU298 VM Motor Eng.		All	DR	72	12	7186-3N
V MMotorSU1054T		All	DR	72	12	7186-3N
VM MotorSU1052		All	DR	72	12	7186-3N
VM MotorSU1053		All	DR	72	12	7186-3N
VM MotorSU1054		All	DR	72	12	7186-3N

ALTERNATORS

ALTERNATORS AND GENERATORS

ENGINE	YEAR	APPLICATION	Mfg	Amp	Volt	PART NUMBER
DRESSER - Crawlers						
D455A						
All Engines	1982-79	Delco Alternator	DR	50	24	7254N
DRESSER - Loader						
510B						
Cummins 4BT - 3.9L	1992-84	35 Amp Delco Alt.	DR	45	24	7297N
Cummins 6BT - 5.9L		35 Amp Delco Alt.	DR	45	24	7297N
560B						
All Engines	1992-85	Delco Alt.	DR	50	24	7254N
DRESSER - Truck						
140M						
DD & Cummins	1989-87	Delco Alt.	DR	50	24	7254N
210M						
DD & Cummins	1989-87	Delco Alt.	DR	50	24	7254N
325M						
DD & Cummins	1989-87	Delco Alt.	DR	50	24	7254N
385M						
DD & Cummins	1989-87	Delco Alt.	DR	50	24	7254N
445E						
DD & Cummins	1989-87	Delco Alt.	DR	50	24	7254N
510E						
DD & Cummins	1989-87	Delco Alt.	DR	50	24	7254N
510M						
DD & Cummins	1989-87	Delco Alt.	DR	50	24	7254N
521M						
DD & Cummins	1989-87	Delco Alt.	DR	50	24	7254N
630E						
DD & Cummins	1989-87	Delco Alt. (Opt.)	DR	75	24	7252N
DD & Cummins		Delco Alt. (Std.)	DR	50	24	7254N
780E						
DD & Cummins	1989-87	Delco Alt. (Opt.)	DR	75	24	7252N
DD & Cummins		Delco Alt. (Std.)	DR	50	24	7254N
DROTT MFG. - Crane						
Cruz-Crane 1500						
DD 4-71	1978-76	All	DR	72	12	7186-3N
Cruz-Crane 1800						
DD 4-71	1978-76	All	DR	72	12	7186-3N
DROTT MFG. - Crawlers						
120C						
DD 12V-71	1978-76	All	DR	65	24	7197N
35C						
DD 4-53	1978-76	All	DR	72	12	7186-3N

ALTERNATORS

ALTERNATORS AND GENERATORS

ENGINE	YEAR	APPLICATION	Mfg	Amp	Volt	PART NUMBER
DROTT MFG. - Crawlers (Cont'd)						
40C						
Case 504BDT	1978-76	All	DR	72	12	7186-3N
DD 4-71		All	DR	72	12	7186-3N
DROTT MFG. - Shovel						
Cruz-Air 40-ER / 40-YR						
DD 4-53	1978-76	All	DR	72	12	7186-3N
Cruz-Air 80						
DD 8V-71	1978-76	All	DR	72	12	7186-3N
DYNAPAC - Compactor						
CA121						
All Engines	2004-96	w/o D+ Term.	MA	55	12	12140N
CA121D						
All Engines	2004-96	w/o D+ Term.	MA	55	12	12140N
CA121PD						
All Engines	2004-96	w/o D+ Term.	MA	55	12	12140N
CA141						
All Engines	2004-96	w/o D+ Term.	MA	55	12	12140N
CA141 Pad Foot						
All Engines	2004-96	w/o D+ Term.	MA	55	12	12140N
CA141D						
All Engines	2004-96	w/o D+ Term.	MA	55	12	12140N
CA141PBD						
All Engines	2004-96	w/o D+ Term.	MA	55	12	12140N
CA141PD						
All Engines	2004-96	w/o D+ Term.	MA	55	12	12140N
CC522HF						
All Engines	All	All	BO	95	12	12145N
ELGIN SWEEPER - Sweeper						
Eagle						
Isuzu C-240 Diesel	1993-89	Std. 12 Volt Alt.	DR	105	12	7853N
Eductor						
IHC-265	1977-71	Std. 12 Volt Alt.	DR	72	12	7186-3N
Falcon						
4039 John Deere Diesel	1979-	Std. 12 Volt Alt.	DR	105	12	7853N
Pelican						
4039 John Deere Diesel	1995-79	Std. 12 Volt Alt.	DR	105	12	7853N
IHC 265	1979-71	Std. 12 Volt Alt.	DR	72	12	7186-3N
IHC UD-282	1974-71	Std. 12 Volt Alt.	DR	72	12	7186-3N
IHC UV-345	1979-71	Std. 12 Volt Alt.	DR	72	12	7186-3N
Rear Sweeper						
C240 Isuzu Engine	1993-89	Std. 12 Volt Alt.	DR	105	12	7853N
White Wing						
4276 John Deere Diesel	1979-	Std. 12 Volt Alt.	DR	72	12	7186-3N

ALTERNATORS

ALTERNATORS AND GENERATORS

ENGINE	YEAR	APPLICATION	Mfg	Amp	Volt	PART NUMBER
ELGIN SWEEPER - Sweeper (Cont'd)						
White Wing (Cont'd)						
IHC 265	1979-71	Std. 12 Volt Alt.	DR	72	12	7186-3N
IHC UD-282	1974-71	Std. 12 Volt Alt.	DR	72	12	7186-3N
IHC UV-345	1979-71	Std. 12 Volt Alt.	DR	72	12	7186-3N
EUCLID - Tractor						
206LDT						
Cummins NTA-1710	1972-69	Alternator (Std.)	DR	50	24	7254N
207LDT						
DD 16V-71 Diesel	1972-69	Alternator (Std.)	DR	50	24	7254N
208LDT						
Cummins NTA-1710	1972-69	Alternator (Std.)	DR	50	24	7254N
EUCLID - Truck						
201FD						
DD 16V-71 Diesel	1970-69	24 Volt Alt. (Std.)	DR	50	24	7254N
201LD						
DD 16V-71 Diesel	1971-69	24 Volt Alt. (Std.)	DR	50	24	7254N
201LDT						
DD 16V-71 Diesel	1972-69	Alternator (Std.)	DR	50	24	7254N
DD 16V-71 Diesel	1970-69	24 Volt Alt. (Std.)	DR	50	24	7254N
201TD						
DD 12V-71 Diesel	1971-69	24 Volt Alt. (Opt.)	DR	50	24	7254N
DD 12V-71 Diesel		24 Volt Alt. (Std.)	DR	50	24	7254N
201XD						
12V-149T Diesel	1971-69	24 Volt Alt. (Std.)	DR	50	24	7254N
203FD						
DD 6-71 Diesel	1971-69	24 Volt Alt. (Std.)	DR	50	24	7254N
301ND						
DD 16V-71 Diesel	1971	24 Volt Alt. (Std.)	DR	50	24	7254N
302ND						
Cummins NTA-1710	1971	24 Volt Alt. (Std.)	DR	50	24	7254N
R-22						
DD 6-71 Diesel	1970-69	Alternator (Std.)	DR	50	24	7254N
R-35						
DD 12V-71 Diesel	1970-69	Alternator (Opt.)	DR	50	24	7254N
DD 12V-71 Diesel		Alternator (Std.)	DR	50	24	7254N
R-50						
DD 16V-71 Diesel	1970-69	Alternator (Std.)	DR	50	24	7254N
RX						
12V-149T Diesel	1970-69	Alternator (Std.)	DR	50	24	7254N
FAHR - Combine						
M1002						
F5L912 Deutz Diesel	1981-79	All	BO	32	12	14949N
F6L912 Deutz Diesel	1980-78	All	BO	32	12	14949N

ALTERNATORS AND GENERATORS

ENGINE	YEAR	APPLICATION	Mfg	Amp	Volt	PART NUMBER
FAHR - Combine (Cont'd)						
M1202						
F6L912 Deutz Diesel	1980-79	All	BO	32	12	14949N
M600						
F3L912 Deutz Diesel	1980-79	All	BO	32	12	14949N
M660						
F3L912 Deutz Diesel	1987-80	All	BO	32	12	14949N
M750						
F4L912 Deutz Diesel	1980-79	All	BO	32	12	14949N
M770						
F4L912 Deutz Diesel	1987-80	All	BO	32	12	14949N
M900						
F4L912 Deutz Diesel	1979	All	BO	32	12	14949N
M922						
F4L912 Deutz Diesel	1981-79	All	BO	32	12	14949N
M980						
F4L912 Deutz Diesel	1987-81	All	BO	32	12	14949N
FARYMAN - Engine Industrial						
36A						
36A - 0.6L Diesel	1985-	Bosch	BO	32	12	14949N
41A						
41A - 0.7L Diesel	1977-	Bosch	BO	32	12	14949N
41E						
41E - 0.7L Diesel	1977-	Bosch	BO	32	12	14949N
71A						
71A - 1.2L Diesel	1985-	Bosch	BO	32	12	14949N
95A						
95A - 1.6L Diesel	1978-	Bosch, Standard, 12 Volt	BO	32	12	14949N
95W						
95W - 1.6L Diesel	1978-	Bosch, Standard, 12 Volt	BO	32	12	14949N
FERMEC - Loader - Tractor						
640B						
All Engines	2005-99	All	LU	65	12	12072N-1G
650B						
All Engines	2005-99	Lucas System	LU	65	12	12072N-1G
660B						
All Engines	2005-99	Lucas System	LU	65	12	12072N-1G
FIAT-ALLIS - Crawlers						
10C						
8365 Diesel	1993-81	Delco (Opt.)	DR	50	24	7254N
8365 Diesel		Delco (Std.)	DR	45	24	7297N
14C						
8205 Diesel	1982-79	Delco (Opt.)	DR	50	24	7254N

ALTERNATORS

ALTERNATORS AND GENERATORS

ENGINE	YEAR	APPLICATION	Mfg	Amp	Volt	PART NUMBER
FIAT-ALLIS - Crawlers (Cont'd)						
14C (Cont'd)						
8205 Diesel		Delco (Std.)	DR	45	24	7297N
8B						
CO3 Diesel	1985-83	Delco Alt.	DR	45	24	7297N
8BL						
CO3 Diesel	1985-83	Delco Alt.	DR	45	24	7297N
8C						
8065 Diesel	1985-81	Delco Alt.	DR	45	24	7297N
945B						
25000 Diesel	1984-80	Delco (Std.)	DR	45	24	7297N
25000 Diesel	1984-74	Delco (Opt.)	DR	50	24	7254N
FD-10C						
8365 Diesel	1985-83	Delco (20SI)	DR	45	24	7297N
FD-20						
8215 Diesel	1985-81	Delco (Opt.)	DR	50	24	7254N
8215 Diesel		Delco (Std.)	DR	45	24	7297N
FD-30						
8285 Diesel	1985-81	Delco (Opt.)	DR	50	24	7254N
8285 Diesel		Delco (Std.)	DR	45	24	7297N
FD-5						
8045 Diesel	1995-81	Delco (Opt.)	DR	50	24	7254N
8045 Diesel		Delco (Std.)	DR	45	24	7297N
FD-7						
8065 Diesel	1985-81	Delco Alt.	DR	45	24	7297N
FD-9						
8065 Diesel	1995-81	Delco (Opt.)	DR	50	24	7254N
8065 Diesel	1985-81	Delco (Std.)	DR	45	24	7297N
FIAT-ALLIS - Grader						
100C						
11000 Diesel	1980	Delco (Std.)	DR	50	24	7254N
11000 Diesel	1979-77	Delco (Std.)	DR	40	24	7176N
11000 Diesel	1979-74	Delco (Opt.)	DR	50	24	7254N
150C						
11000 Diesel	1980	Delco (Std.)	DR	50	24	7254N
11000 Diesel	1979-77	Delco (Std.)	DR	40	24	7176N
11000 Diesel	1979-74	Delco (Opt.)	DR	50	24	7254N
200C						
11000 Diesel	1980	Delco (Std.)	DR	50	24	7254N
11000 Diesel	1979-77	Delco (Std.)	DR	40	24	7176N
11000 Diesel	1979-74	Delco (Opt.)	DR	50	24	7254N
65B						
8065 Diesel	1985-79	Delco Alt.	DR	45	24	7297N
FG-75						
8365 Diesel	1986-81	Delco (Std.)	DR	45	24	7297N
8365 Diesel	1982-81	Delco (Opt.)	DR	50	24	7254N

ALTERNATORS AND GENERATORS

ENGINE	YEAR	APPLICATION	Mfg	Amp	Volt	PART NUMBER
FIAT-ALLIS - Grader (Cont'd)						
FG-85						
8365 Diesel	1986-81	Delco (Std.)	DR	45	24	7297N
8365 Diesel	1982-81	Delco (Opt.)	DR	50	24	7254N
FG-95						
8365 Diesel	1986-81	Delco (Std.)	DR	45	24	7297N
8365 Diesel	1982-81	Delco (Opt.)	DR	50	24	7254N
M-65						
D-262 Diesel	1978-74	Delco (Opt.)	DR	72	12	7186-3N
D-262 Diesel		Delco (Std.)	DR	72	12	7186-3N
FIAT-ALLIS - Loader						
FL-5						
8045 Diesel	1988-81	Delco (Opt.)	DR	50	24	7254N
8045 Diesel		Delco (Std.)	DR	45	24	7297N
FL-7						
8065 Diesel	1985-81	Delco (Opt.)	DR	50	24	7254N
8065 Diesel		Delco (Std.)	DR	45	24	7297N
FIAT-ALLIS - Tractor						
HD-16DD / PS						
16000 Diesel	1982-79	Delco (Std.)	DR	45	24	7297N
16000 Diesel	1982-74	Delco (Opt.)	DR	50	24	7254N
HD-21						
21000 Diesel	1982-79	Delco (Std.)	DR	45	24	7297N
21000 Diesel	1982-74	Delco (Opt.)	DR	50	24	7254N
HD-31						
Cummins KT-1150	1985-80	Delco (Opt.)	DR	50	24	7254N
Cummins KT-1150		Delco (Std.)	DR	45	24	7297N
Cummins KT-1150	1979-76	Delco (Std.)	DR	50	24	7254N
HD-41						
Cummins VT-1710	1985-80	Delco (Opt.)	DR	50	24	7254N
Cummins VT-1710		Delco (Std.)	DR	45	24	7297N
Cummins VT-1710	1979-78	Delco (Std.)	DR	50	24	7254N
FIAT-ALLIS - Tractor Scraper						
260B						
25000 Diesel	1985-80	Delco (Std.)	DR	45	24	7297N
25000 Diesel	1985-74	Delco (Opt.)	DR	50	24	7254N
261B						
25000 Diesel	1985-80	Delco (Std.)	DR	45	24	7297N
25000 Diesel	1985-74	Delco (Opt.)	DR	50	24	7254N
FS-11						
8215 Diesel	1985-83	Delco (Opt.)	DR	50	24	7254N
8215 Diesel		Delco (Std.)	DR	45	24	7297N
FS-20						
8285 Diesel	1985-83	Delco (Opt.)	DR	50	24	7254N
8285 Diesel	1985-81	Delco (Std.)	DR	45	24	7297N
FS-21						
8285 Diesel	1985-83	Delco (Opt.)	DR	50	24	7254N

ALTERNATORS

ALTERNATORS AND GENERATORS

ENGINE	YEAR	APPLICATION	Mfg	Amp	Volt	PART NUMBER
FIAT-ALLIS - Tractor Scraper (Cont'd)						
FS-21 (Cont'd)						
8285 Diesel	1985-81	Delco (Std.)	DR	45	24	7297N
FS-22						
8215 Diesel	1985-83	Delco (Opt.)	DR	50	24	7254N
8215 Diesel		Delco (Std.)	DR	45	24	7297N
8285 Diesel		Delco (Opt.)	DR	50	24	7254N
8285 Diesel	1985-81	Delco (Std.)	DR	45	24	7297N
FS-23						
8215 Diesel	1985-83	Delco (Opt.)	DR	50	24	7254N
8215 Diesel		Delco (Std.)	DR	45	24	7297N
8285 Diesel		Delco (Opt.)	DR	50	24	7254N
8285 Diesel	1985-81	Delco (Std.)	DR	45	24	7297N
FIAT-ALLIS - Wheel Loader						
12G						
11000 Diesel	1978-74	Delco (Opt.)	DR	50	24	7254N
545B						
2900 Diesel	1981-77	Delco (Opt.)	DR	72	12	7186-3N
2900 Diesel		Delco (Std.)	DR	72	12	7186-3N
2900 Diesel	1976-74	Delco Alt.	DR	72	12	7186-3N
605B						
2900 Diesel	1981-74	Delco (Std.)	DR	72	12	7186-3N
2900 Diesel	1979-77	Delco (Opt.)	DR	72	12	7186-3N
645B						
3500 Diesel	1981-80	Delco (Std.)	DR	45	24	7297N
3500 Diesel	1981-74	Delco (Opt.)	DR	50	24	7254N
745						
8215 Diesel	1980-79	Delco (Opt.)	DR	50	24	7254N
8215 Diesel		Delco (Std.)	DR	45	24	7297N
745B						
11000 Diesel	1979-74	Delco (Opt.)	DR	50	24	7254N
7G						
3500 Diesel	1974	Delco (Opt.)	DR	50	24	7254N
945						
25000 Diesel	1980-74	Delco (Opt.)	DR	50	24	7254N
25000 Diesel	1980	Delco (Std.)	DR	45	24	7297N
FL-10C						
8365 Diesel	1985-79	Delco (Opt.)	DR	50	24	7254N
8365 Diesel		Delco (Std.)	DR	45	24	7297N
FL-14C						
8205 Diesel	1985-79	Delco (Opt.)	DR	50	24	7254N
8205 Diesel		Delco (Std.)	DR	45	24	7297N
FL-20						
8215 Diesel	1986-79	Delco (Opt.)	DR	50	24	7254N
8215 Diesel		Delco (Std.)	DR	45	24	7297N
FL-9						
8065 Diesel	1986-81	Delco (Opt.)	DR	50	24	7254N
8065 Diesel		Delco (Std.)	DR	45	24	7297N
CO3 Diesel	1986-83	Delco (Opt.)	DR	50	24	7254N

ALTERNATORS AND GENERATORS

ENGINE	YEAR	APPLICATION	Mfg	Amp	Volt	PART NUMBER
FIAT-ALLIS - Wheel Loader (Cont'd)						
FL-9 (Cont'd)						
CO3 Diesel		Delco (Std.)	DR	45	24	7297N
FR-10						
8065 Diesel	1985-81	Delco (Opt.)	DR	50	24	7254N
8065 Diesel		Delco (Std.)	DR	45	24	7297N
FR-12						
8065 Diesel	1986-81	Delco (Opt.)	DR	50	24	7254N
8065 Diesel		Delco (Std.)	DR	45	24	7297N
FR-15						
8365 Diesel	1986-81	Delco (Std.)	DR	45	24	7297N
8365 Diesel	1982-81	Delco (Opt.)	DR	50	24	7254N
FR-20						
8215 Diesel	1986-81	Delco (Opt.)	DR	50	24	7254N
8215 Diesel		Delco (Std.)	DR	45	24	7297N
FR-35						
8285 Diesel	1985-81	Delco (Opt.)	DR	50	24	7254N
8285 Diesel		Delco (Std.)	DR	45	24	7297N
FLAHERTY - Misc. Equipment						
Various Models						
All Engines	1988-82	All	DR	72	12	7186-3N
FLEXTRAC NODWELL - Misc. Equipment						
FN160						
All Engines	All	Off Highway Track Machine, w/o Voltage Block	DR	72	12	7186-3N
FORD - Agricultural Tractor						
2000						
3 Cyl. 158 Diesel	1974-65	Lucas Generator	LU	22	12	15027N
2100						
3 Cyl. Gas or Diesel	1974-65	Lucas Generator	LU	22	12	15027N
2110						
3 Cyl. Gas or Diesel	1974-65	Lucas Generator	LU	22	12	15027N
4-139 Shibaura Diesel	1986-83	Hitachi Alt.	HI	35	12	14105N
2120						
3 Cyl. Gas or Diesel	1974-65	Lucas Generator	LU	22	12	15027N
4-139 Shibaura Diesel	2002-87	Mitsubishi Alt.	MI	40	12	12077N
2300						
3 Cyl. Gas or Diesel	1974-65	Lucas Generator	LU	22	12	15027N
2310						
3 Cyl. Gas or Diesel	1974-65	Lucas Generator	LU	22	12	15027N
3-158 Diesel	1983-82	Motorola (Opt.)	MO	51	12	7377N
2600						
3-158 Diesel	1981-75	Lucas (Non-USA - Late)	LU	45	12	12089N
3-158 Diesel		Lucas, Opt. (Non-USA - Early)	LU	43	12	12152N
3-158 Diesel		Motorola (Opt.)	MO	51	12	7377N

ALTERNATORS

ALTERNATORS AND GENERATORS

ENGINE	YEAR	APPLICATION	Mfg	Amp	Volt	PART NUMBER
FORD - Agricultural Tractor (Cont'd)						
2610						
3-175 Diesel	1983-81	Lucas (Non-USA - Late)	LU	45	12	12089N
3-175 Diesel		Lucas, Opt. (Non-USA - Early)	LU	43	12	12152N
3-175 Diesel		Motorola (Opt.)	MO	51	12	7377N
276						
4-239 Diesel	1992-86	Delco Alt.	DR	105	12	7853N
2810						
3-158 Diesel	1990-84	Lucas (Non-USA - Early)	LU	43	12	12152N
3-158 Diesel		Lucas (Non-USA - Late)	LU	45	12	12089N
3-158 Diesel		Motorola (Opt.)	MO	51	12	7377N
2910						
3-175 Diesel	1990-83	Lucas (Non-USA - Early)	LU	43	12	12152N
3-175 Diesel		Lucas (Non-USA - Late)	LU	45	12	12089N
3-175 Diesel		Motorola (Opt.)	MO	51	12	7377N
2N						
28HP - 4 Cyl.	1947-42	w/3 Brush Generator (Std.)	FO	12	6	5792N
3000						
3 Cyl. 158 Diesel	1975-65	Lucas Generator	LU	22	12	15027N
3 Cyl. 175 Diesel	1968-65	Lucas Generator	LU	22	12	15027N
3100						
3 Cyl. Gas or Diesel	1974-65	Lucas Generator	LU	22	12	15027N
3110						
3 Cyl. Gas or Diesel	1974-65	Lucas Generator	LU	22	12	15027N
3120						
3 Cyl. Gas or Diesel	1974-65	Lucas Generator	LU	22	12	15027N
3190						
3 Cyl. Gas or Diesel	1974-65	Lucas Generator	LU	22	12	15027N
3230						
3-192 Diesel	1993-90	Marelli Alt. (Opt.)	LU	70	12	12091N
3-192 Diesel		Marelli Alt. (Std.)	LU	55	12	12090N
3300						
3 Cyl. Diesel	1974-65	Lucas Generator	LU	22	12	15027N
3310						
3 Cyl. Diesel	1974-65	Lucas Generator	LU	22	12	15027N
3330						
3 Cyl. Diesel	1974-65	Lucas Generator	LU	22	12	15027N
3400						
3 Cyl. Diesel	1975-65	Lucas Generator	LU	22	12	15027N
3430						
3-192 Diesel	1998-90	Marelli Alt. (Opt.)	LU	70	12	12091N
3-192 Diesel		Marelli Alt. (Std.)	LU	55	12	12090N
3500						
3 Cyl. Diesel	1981-75	Lucas Generator	LU	22	12	15027N
3550						
3 Cyl. Gas or Diesel	1974-65	Lucas Generator	LU	22	12	15027N

ALTERNATORS AND GENERATORS

ENGINE	YEAR	APPLICATION	Mfg	Amp	Volt	PART NUMBER
FORD - Agricultural Tractor (Cont'd)						
3600						
3-175 Diesel	1981-75	Lucas (Non-USA - Late)	LU	45	12	12089N
3-175 Diesel		Lucas, Opt. (Non-USA - Early)	LU	43	12	12152N
3-175 Diesel		Motorola (Opt.)	MO	51	12	7377N
3610						
3-192 Diesel	1983-81	Lucas (Non-USA - Late)	LU	45	12	12089N
3-192 Diesel		Lucas, Opt. (Non-USA - Early)	LU	43	12	12152N
3-192 Diesel		Motorola (Opt.)	MO	51	12	7377N
3900						
3-192 Diesel	1981-75	Lucas (Non-USA - Late)	LU	45	12	12089N
3-192 Diesel		Lucas, Opt. (Non-USA - Early)	LU	43	12	12152N
3-192 Diesel		Motorola (Opt.)	MO	51	12	7377N
3910						
3-192 Diesel	1990-83	Lucas (Non-USA - Early)	LU	43	12	12152N
3-192 Diesel		Lucas (Non-USA - Late)	LU	45	12	12089N
3-192 Diesel		Motorola (Opt.)	MO	51	12	7377N
3930						
3-201 Diesel	1999-90	Lucas (Cab)	LU	70	12	12091N
3-201 Diesel		Lucas (o Cab)	LU	55	12	12090N
4000						
3 Cyl. 192 Diesel	1974-65	Lucas Generator	LU	22	12	15027N
3 Cyl. 201 Diesel		Lucas Generator	LU	22	12	15027N
4100						
3 Cyl. 183 Diesel	1974-65	Lucas Generator	LU	22	12	15027N
3-183 Diesel	1981-75	Lucas (Non-USA - Late)	LU	45	12	12089N
3-183 Diesel		Lucas, Opt. (Non-USA - Early)	LU	43	12	12152N
3-183 Diesel		Motorola (Opt.)	MO	51	12	7377N
4110						
3 Cyl. 201 Diesel	1974-65	Lucas Generator	LU	22	12	15027N
3-201 Diesel	1990-81	Lucas (Non-USA - Early)	LU	43	12	12152N
3-201 Diesel		Lucas (Non-USA - Late)	LU	45	12	12089N
3-201 Diesel		Motorola (Opt.)	MO	51	12	7377N
4140						
3 Cyl. 201 Diesel	1974-65	Lucas Generator	LU	22	12	15027N
4200						
3 Cyl. 201 Diesel	1974-65	Lucas Generator	LU	22	12	15027N
4330						
3 Cyl. Diesel	1974-65	Lucas Generator	LU	22	12	15027N
4340						
3 Cyl. Diesel	1974-65	Lucas Generator	LU	22	12	15027N
4400						
3 Cyl. Diesel	1974-65	Lucas Generator	LU	22	12	15027N
4410						
3 Cyl. Diesel	1974-69	Lucas Generator	LU	22	12	15027N
4500						
3 Cyl. Diesel	1974-65	Lucas Generator	LU	22	12	15027N
4600						
3-201 Diesel	1981-75	Lucas (Non-USA - Late)	LU	45	12	12089N

ALTERNATORS

ALTERNATORS AND GENERATORS

ENGINE	YEAR	APPLICATION	Mfg	Amp	Volt	PART NUMBER
FORD - Agricultural Tractor (Cont'd)						
4600 (Cont'd)						
3-201 Diesel		Lucas, Opt. (Non-USA - Early)	LU	43	12	12152N
3-201 Diesel		Motorola (Opt.)	MO	51	12	7377N
4610						
3-201 Diesel	1990-81	Lucas (Non-USA - Early)	LU	43	12	12152N
3-201 Diesel		Lucas (Non-USA - Late)	LU	45	12	12089N
3-201 Diesel		Motorola (Opt.)	MO	51	12	7377N
4630						
3-201 Diesel	1999-90	Lucas (Opt.)	LU	70	12	12091N
3-201 Diesel		Lucas (Std.)	LU	55	12	12090N
4830						
3-201 Diesel	1994-90	Lucas (Opt.)	LU	70	12	12091N
3-201 Diesel		Lucas (Std.)	LU	55	12	12090N
5000						
4 Cyl. 256 Diesel	1975-65	Lucas Generator	LU	22	12	15027N
4 Cyl. 233 Diesel		Lucas Generator	LU	22	12	15027N
Gas Engines		Lucas Generator	LU	22	12	15027N
5030						
4-256 Diesel	1998-92	Lucas (Opt.)	LU	70	12	12091N
4-256 Diesel		Lucas (Std.)	LU	55	12	12090N
5100						
Diesel Engines	1974-65	Lucas Generator	LU	22	12	15027N
Gas Engines		Lucas Generator	LU	22	12	15027N
5110						
All Engines	1991-84	Lucas (Opt.)	LU	70	12	12091N
All Engines		Lucas (Std.)	LU	55	12	12090N
5200						
Diesel Engines	1974-67	Lucas Generator	LU	22	12	15027N
5340						
Diesel Engines	1974-68	Lucas Generator	LU	22	12	15027N
Gas Engines		Lucas Generator	LU	22	12	15027N
5600						
4-233 Diesel	1981-75	Motorola (Opt.)	MO	51	12	7377N
4-256 Diesel		Lucas (Opt.)	LU	43	12	12152N
5610						
4-256 Diesel	1992-86	Marelli Alt. (Opt.)	LU	70	12	12091N
4-256 Diesel		Marelli Alt. (Std.)	LU	45	12	12089N
4-256 Diesel	1985-81	Motorola (Opt.)	MO	51	12	7377N
5640						
4-268 Diesel	1993-92	Marelli Alt. (Opt.)	LU	55	12	12090N
4-268 Diesel		Marelli Alt. (Std.)	LU	55	12	12092N
5640SL						
4-268 Diesel	1997-94	Marelli Alt. (Std.)	LU	70	12	12429N
5640SLE						
4-268 Diesel	1997-94	Marelli Alt. (Std.)	MM	100	12	12094N
5900						
4-256 Diesel	1993-85	Motorola (Opt.)	MO	51	12	7377N

ALTERNATORS AND GENERATORS

ENGINE	YEAR	APPLICATION	Mfg	Amp	Volt	PART NUMBER
FORD - Agricultural Tractor (Cont'd)						
6600						
4-256 Diesel	1981-75	Lucas (Opt.)	LU	43	12	12152N
4-256 Diesel		Motorola (Opt.)	MO	51	12	7377N
6610						
4-268 Diesel	1992-86	Marelli Alt. (Opt.)	LU	70	12	12091N
4-268 Diesel		Marelli Alt. (Std.)	LU	45	12	12089N
4-268 Diesel	1985-82	Lucas (Opt.)	LU	43	12	12152N
4-268 Diesel		Motorola (Opt.)	MO	51	12	7377N
6640						
4-304 Diesel	1993-92	Marelli Alt. (Opt.)	LU	55	12	12090N
4-304 Diesel		Marelli Alt. (Std.)	LU	55	12	12092N
6640SL						
4-304 Diesel	1997-94	Marelli Alt. (Std.)	LU	70	12	12429N
6640SLE						
4-304 Diesel	1997-94	Marelli Alt. (Std.)	MM	100	12	12094N
6700						
4-256 Diesel	1981-75	Lucas (Std.)	LU	43	12	12152N
4-256 Diesel		Motorola (Opt.)	MO	51	12	7377N
6710						
4-256 Diesel	1985-82	Lucas (Std.)	LU	43	12	12152N
4-256 Diesel		Motorola (Opt.)	MO	51	12	7377N
7000						
4 Cly. 256 Diesel	1975-71	Lucas Generator	LU	22	12	15027N
7600						
4-256 Diesel	1981-75	Lucas (Opt.)	LU	43	12	12152N
4-256 Diesel		Motorola (Opt.)	MO	51	12	7377N
7610						
4-268 Diesel	1991-87	Lucas (Opt.)	LU	70	12	12091N
4-268 Diesel		Lucas (Std.)	LU	45	12	12089N
4-268 Diesel	1986-82	Motorola (Opt.)	MO	51	12	7377N
7700						
4-256 Diesel	1981-75	Lucas (Opt.)	LU	43	12	12152N
4-256 Diesel		Motorola (Opt.)	MO	51	12	7377N
7710						
4-268 Diesel	1987-86	Lucas (Opt.)	LU	70	12	12091N
4-268 Diesel		Lucas (Std.)	LU	45	12	12089N
4-268 Diesel	1985-82	Motorola (Opt.)	MO	51	12	7377N
7740						
4-304 Diesel	1993-92	Marelli Alt. (Opt.)	LU	55	12	12090N
4-304 Diesel		Marelli Alt. (Std.)	LU	55	12	12092N
7740SL						
4-304 Diesel	1997-94	Marelli Alt. (Std.)	LU	70	12	12429N
7740SLE						
4-304 Diesel	1997-94	Marelli Alt. (Std.)	MM	100	12	12094N
7840						
6-401 Diesel	1993-92	Marelli Alt. (Opt.)	LU	55	12	12090N
6-401 Diesel		Marelli Alt. (Std.)	LU	55	12	12092N

ALTERNATORS

ALTERNATORS AND GENERATORS

ENGINE	YEAR	APPLICATION	Mfg	Amp	Volt	PART NUMBER
FORD - Agricultural Tractor (Cont'd)						
7840SL						
6-401 Diesel	1997-94	Marelli Alt. (Std.)	LU	70	12	12429N
7840SLE						
6-401 Diesel	1997-94	Marelli Alt. (Std.)	MM	100	12	12094N
8000						
6 Cyl. 401 Diesel	1987-68	Lucas Generator	LU	22	12	15027N
8160						
6-456 Diesel	1998-96	Marelli Alt. (Opt.)	LU	70	12	12429N
6-456 Diesel		Marelli Alt. (Std.)	LU	55	12	12092N
8240						
6-456 Diesel	1993-92	Marelli Alt. (Opt.)	LU	55	12	12090N
6-456 Diesel		Marelli Alt. (Std.)	LU	55	12	12092N
8240SL						
6-456 Diesel	1997-94	Marelli Alt. (Std.)	LU	70	12	12429N
8240SLE						
6-456 Diesel	1997-94	Marelli Alt. (Std.)	MM	100	12	12094N
8260						
6-456 Diesel	1998-96	Marelli Alt. (Std.)	LU	55	12	12092N
6-456 Diesel	1998	Marelli Alt. (Opt.)	MM	100	12	12094N
6-456 Diesel	1997-96	Marelli Alt. (Opt.)	LU	70	12	12429N
8340						
6-456 Diesel	1993-92	Marelli Alt. (Opt.)	LU	55	12	12090N
6-456 Diesel		Marelli Alt. (Std.)	LU	55	12	12092N
8340SL						
6-456 Diesel	1997-94	Marelli Alt. (Std.)	LU	70	12	12429N
8340SLE						
6-456 Diesel	1997-94	Marelli Alt. (Std.)	MM	100	12	12094N
8360						
6-456 Diesel	1998-97	Marelli Alt. (Opt.)	LU	70	12	12429N
6-456 Diesel	1998-96	Marelli Alt. (Std.)	LU	55	12	12092N
6-456 Diesel	1996	Marelli Alt. (Opt.)	MM	100	12	12094N
8560						
6-456 Diesel	1998-97	Marelli Alt. (Opt.)	LU	70	12	12429N
6-456 Diesel	1998-96	Marelli Alt. (Std.)	LU	55	12	12092N
6-456 Diesel	1996	Marelli Alt. (Opt.)	MM	100	12	12094N
8600						
6-401 Diesel	1976-72	Lucas (Opt.)	LU	43	12	12152N
6-401 Diesel		Motorola (Std.)	MO	51	12	7377N
8700						
6-401 Diesel	1979-77	Motorola (Std.)	MO	51	12	7377N
9000						
6 Cyl. 401 Diesel	1972-70	Lucas Generator	LU	22	12	15027N
9030						
4-268 Diesel	1998-90	Delco Alt.	DR	105	12	7853N
9600						
6-401 Diesel	1976-72	Lucas (Opt.)	LU	43	12	12152N
6-401 Diesel		Motorola (Std.)	MO	51	12	7377N

ALTERNATORS AND GENERATORS

ENGINE	YEAR	APPLICATION	Mfg	Amp	Volt	PART NUMBER
FORD - Agricultural Tractor (Cont'd)						
9700						
6-401 Diesel	1979-77	Motorola (Std.)	MO	51	12	7377N
9N						
28HP - 4 Cyl.	1943-39	w/3 Brush Generator	FO	12	6	5792N
8670						
6-456 Diesel	1998-93	Bosch Replacement Unit, 200 Amp	BO	200	12	12715N
8770						
6-456 Diesel	1998-93	Bosch Replacement Unit, 200 Amp	BO	200	12	12715N
8870						
6-456 Diesel	1998-93	Bosch Replacement Unit, 200 Amp	BO	200	12	12715N
8970						
6-456 Diesel	1998-93	Bosch Replacement Unit, 200 Amp	BO	200	12	12715N
9280						
6-611 Diesel	1996-94	Bosch Replacement Unit, 200 Amp	BO	200	12	12715N
9480						
6-855 Diesel	1996-95	Bosch Replacement Unit, 200 Amp	BO	200	12	12715N
6-855 Diesel	1994	Bosch Replacement Unit, 200 Amp	BO	200	12	12715N
9680						
6-855 Diesel	1996-94	Bosch Replacement Unit, 200 Amp	BO	200	12	12715N
9880						
6-855 Diesel	1996-94	Bosch Replacement Unit, 200 Amp	BO	200	12	12715N
FORD - Backhoe						
420						
3-175 Diesel	1978-75	Lucas (Opt.)	LU	43	12	12152N
455						
3 Cyl. Diesel	1988-87	Lucas (Std.)	LU	45	12	12089N
455C						
3-201 Diesel	1992-89	Lucas (Std.)	LU	55	12	12090N
455D						
3-201 Diesel	1997-92	Lucas (Std.)	LU	70	12	12091N
5500						
Diesel Engines	1973-67	Lucas Generator	LU	22	12	15027N
555						
3 Cyl. Diesel	1984-78	Motorola (Opt.)	MO	51	12	7377N
555A						
3 Cyl. Diesel	1985-84	Motorola (Std.)	MO	51	12	7377N
555B						
3 Cyl. Diesel	1988-85	Motorola (Std.)	MO	51	12	7377N
555C						
4-256 Diesel	1992-89	Lucas (Opt.)	LU	70	12	12091N
4-256 Diesel		Lucas (Std.)	LU	55	12	12090N
555D						
4-256 Diesel	1997-92	Lucas (Std.)	LU	70	12	12091N

ALTERNATORS

ALTERNATORS AND GENERATORS

ENGINE	YEAR	APPLICATION	Mfg	Amp	Volt	PART NUMBER
FORD - Backhoe (Cont'd)						
555E						
4-268 Diesel	1998-96	Lucas (Std.)	LU	70	12	12096N
575D						
4-256 Diesel	1997-92	Lucas (Std.)	LU	70	12	12091N
575E						
4-304 Diesel	1998-96	Lucas (Std.)	LU	70	12	12096N
650						
4-256 Diesel	1977-75	Motorola (Std.)	MO	51	12	7377N
655A						
4-256 Diesel	1988-85	Motorola (Std.)	MO	51	12	7377N
655C						
4-268 Diesel	1992-89	Lucas (Opt.)	LU	70	12	12091N
4-268 Diesel		Lucas (Std.)	LU	55	12	12090N
655D						
4-268 Diesel	1997-92	Lucas (Std.)	LU	70	12	12091N
655E						
4-304 Diesel	1997-96	Lucas (Std.)	LU	70	12	12096N
675D						
4-268 Diesel	1997-92	Lucas (Std.)	LU	70	12	12091N
675E						
4-304 Diesel	1998-96	Lucas (Std.)	LU	70	12	12096N
750						
4 Cyl. Diesel	1979-75	Motorola (Std.)	MO	51	12	7377N
755						
4 Cyl. Diesel	1984-79	Motorola (Std.)	MO	51	12	7377N
755A						
4 Cyl. Diesel	1986-84	Motorola (Std.)	MO	51	12	7377N
FORD - Combine						
620						
Gas or Diesel Engines	1974-67	Lucas	LU	22	12	15027N
622						
Gas or Diesel Engines	1974-67	Lucas	LU	22	12	15027N
FORD - Industrial Tractor						
231						
3-158 Diesel	1981-75	Lucas Alt.	LU	45	12	12089N
233						
3-158 Diesel	1977-75	Lucas Alt.	LU	45	12	12089N
250C						
3 Cyl. Diesel	1994-91	Lucas Alt.	LU	55	12	12090N
3 Cyl. Diesel	1990	Motorola (Std.)	MO	51	12	7377N
260C						
3 Cyl. Diesel	1994-91	Lucas Alt.	LU	55	12	12090N
3 Cyl. Diesel	1990	Motorola (Std.)	MO	51	12	7377N

ALTERNATORS

ALTERNATORS AND GENERATORS

ENGINE	YEAR	APPLICATION	Mfg	Amp	Volt	PART NUMBER
FORD - Industrial Tractor (Cont'd)						
296C						
Cummins 3.9L	1992-85	Delco Alt.	DR	72	12	7186-3N
333						
3-175 Diesel	1977-75	Lucas Alt.	LU	45	12	12089N
335						
3-175 Diesel	1978-75	Motorola (Std.)	MO	51	12	7377N
340						
3-175 Diesel	1981-79	Motorola (Std.)	MO	51	12	7377N
340A						
3-175 Diesel	1984-81	Motorola (Std.)	MO	51	12	7377N
340B						
3-175 Diesel	1984-81	Motorola (Std.)	MO	51	12	7377N
345C						
3 Cyl. Diesel	1992-91	Lucas (Opt.)	LU	70	12	12091N
3 Cyl. Diesel		Lucas (Std.)	LU	55	12	12090N
3 Cyl. Diesel	1990-89	Motorola (Std.)	MO	51	12	7377N
345D						
3 Cyl. Diesel	1998-92	Lucas (Opt.)	LU	70	12	12091N
3 Cyl. Diesel		Lucas (Std.)	LU	55	12	12090N
445						
3-183 Diesel	1983-79	Motorola (Std.)	MO	51	12	7377N
445A						
3-183 Diesel	1988-84	Motorola (Std.)	MO	51	12	7377N
445C						
3-183 Diesel	1992-91	Lucas (Opt.)	LU	70	12	12091N
3-183 Diesel		Lucas (Std.)	LU	55	12	12090N
3-183 Diesel	1990-89	Motorola (Std.)	MO	51	12	7377N
445D						
3-183 Diesel	1998-92	Lucas (Opt.)	LU	70	12	12091N
3-183 Diesel		Lucas (Std.)	LU	55	12	12090N
515						
3-201 Diesel	1978-75	Lucas (Opt.)	LU	43	12	12152N
531						
3-201 Diesel	1981-75	Lucas Alt.	LU	45	12	12089N
535						
3-201 Diesel	1977-75	Motorola (Std.)	MO	51	12	7377N
540						
3-201 Diesel	1981-79	Motorola (Std.)	MO	51	12	7377N
540A						
3-201 Diesel	1984-81	Motorola (Std.)	MO	51	12	7377N
540B						
3-201 Diesel	1988-84	Motorola (Std.)	MO	51	12	7377N
545						
3 Cyl. Diesel	1983-79	Motorola (Std.)	MO	51	12	7377N

ALTERNATORS

ALTERNATORS AND GENERATORS

ENGINE	YEAR	APPLICATION	Mfg	Amp	Volt	PART NUMBER
FORD - Industrial Tractor (Cont'd)						
545A						
3 Cyl. Diesel	1988-84	Motorola (Std.)	MO	51	12	7377N
545C						
3 Cyl. Diesel	1992-91	Lucas (Std.)	LU	55	12	12090N
3 Cyl. Diesel	1990-89	Motorola (Std.)	MO	51	12	7377N
545D						
3 Cyl. Diesel	1998-92	Lucas (Opt.)	LU	70	12	12091N
3 Cyl. Diesel		Lucas (Std.)	LU	55	12	12090N
550						
3 Cyl. Diesel	1978-75	Motorola (Opt.)	MO	51	12	7377N
A62						
4-256 Diesel	1977-75	Motorola (Std.)	MO	51	12	7377N
A64						
6-401 Diesel	1977-75	Motorola (Std.)	MO	51	12	7377N
A66						
6-401 Diesel	1977-75	Motorola (Std.)	MO	51	12	7377N
FORD - Skid Steer Loader						
CL30						
Wisconsin Gas Engines	1983-74	Motorola Alt.	MO	37	12	8056N
CL45						
Shibaura Diesel	1986-83	Hitachi Alt.	HI	35	12	14105N
CL55						
Shibaura Diesel	1986-83	Hitachi Alt.	HI	35	12	14105N
FORD - Tractor - Compact						
1220						
3-58 Shibaura Diesel	1998-95	Denso Alt. (8/1/95-On)	ND	40	12	12189N
1320						
3-77 Shibaura Diesel	1998-87	Mitsubishi Alt.	MI	40	12	12077N
1500						
2 Cyl. Shibaura Diesel	1982-79	Hitachi Alt. (2/1/81-On)	HI	35	12	14105N
1520						
3-81 Shibaura Diesel	1997-87	Mitsubishi Alt.	MI	40	12	12077N
1530						
3-81 Shibaura Diesel	1998-96	w/o Cab	MI	40	12	12077N
1620						
3-81 Shibaura Diesel	1997-91	Mitsubishi Alt.	MI	40	12	12077N
1630						
3-81 Shibaura Diesel	1998-96	Mitsubishi Alt.	MI	40	12	12077N
1700						
2-78 Shibaura Diesel	1982-79	Hitachi Alt. (2/1/81-On)	HI	35	12	14105N
1715						
3-81 Shibaura Diesel	1997-93	Mitsubishi Alt.	MI	40	12	12077N

ALTERNATORS AND GENERATORS

ENGINE	YEAR	APPLICATION	Mfg	Amp	Volt	PART NUMBER
FORD - Tractor - Compact (Cont'd)						
1720						
3-91 Shibaura Diesel	2002-87	Mitsubishi Alt.	MI	40	12	12077N
1725						
3-81 Shibaura Diesel	1998-96	Mitsubishi Alt.	MI	40	12	12077N
1900						
3-87 Shibaura Diesel	1983-79	Hitachi Alt. (2/1/81-On)	HI	35	12	14105N
1910						
3-104 Shibaura Diesel	1986-83	Hitachi Alt.	HI	35	12	14105N
1920						
4-122 Shibaura Diesel	2002-87	Mitsubishi Alt.	MI	40	12	12077N
1925						
3-91 Shibaura Diesel	1998-96	w/o Cab	MI	40	12	12077N
3415						
4-135 Shibaura Diesel	2002-93	Mitsubishi Alt.	MI	40	12	12077N
FORDSON - Tractor						
Super Dextra						
All Engines	1964-62	Lucas Generator	LU	11	12	15005N
FUCHS - Excavator						
118M						
Deutz F6L912	1986-75	Bosch Alt.	BO	27	24	12031N
GALION - Grader						
503						
4239 John Deere	1980-	Std. 12 Volt	DR	72	12	7186-3N
GALION - Roller						
S35B						
URD310 Diesel	1988-79	Std. 42 Amp	DR	72	12	7186-3N
VRG283 Gas		Std. 42 Amp	DR	72	12	7186-3N
S55C						
URD310 Diesel	1988-79	Std. 42 Amp	DR	72	12	7186-3N
VRG283 Gas		Std. 42 Amp	DR	72	12	7186-3N
Various Models						
Waukesha URD310	1981-	Std. 42 Amp	DR	72	12	7186-3N
Waukesha VRG283		Std. 42 Amp	DR	72	12	7186-3N
GEHL - Skid Steer						
SL3410						
Isuzu 3KC1 / 3KCR1	1985-	All	HI	20	12	12126N
SL3610						
Isuzu 3KC1 / 3KCR1	1992-82	All	HI	20	12	12126N
SL3615						
Isuzu 3KC1 / 3KCR1	1992-87	All	HI	20	12	12126N

ALTERNATORS

ALTERNATORS AND GENERATORS

ENGINE	YEAR	APPLICATION	Mfg	Amp	Volt	PART NUMBER
GEHL - Skid Steer (Cont'd)						
SL3645						
Isuzu 3KC1 / 3KCR1	1992-85	All	HI	20	12	12126N
SL3825						
Kubota V1305E	1991-	All	ND	40	12	12199N
SL4625SX						
Kubota V2203	1992-	All	ND	45	12	12196N
GODWIN - Pump						
4" Diameter Models						
All Engines	1998-93	All	ND	40	12	12188N
Various Models						
All Engines	All	Iskra	BO	95	12	12145N
All Engines	2000-95	Australian Bosch	BO	65	12	12161N
All Engines		North American Bosch	BO	65	12	12161N
GRAFCO - Misc. Equipment						
Various Models						
All Engines	1986-78	Tar Kettles	HI	20	12	12126N
GRASSHOPPER - Commercial Mower						
928D						
Kubota 28HP Diesel	All	Denso System	ND	30	12	12190N
GRAVELY - Tractor - Lawn						
PM460						
Kubota 30HP Diesel	All	Denso System	ND	30	12	12190N
GRIMMER SCHMIDT - Compressor						
185DRE						
All Engines	All	All	MA	55	12	12130N
375DRA						
All Engines	All	All	MA	55	12	12130N
800D						
All Engines	2003-97	All	DR	105	12	7853N
HARLO - Lift Truck						
HC5600						
All Engines	All	All	BO	65	12	12161N
HC8000						
All Engines	All	All	BO	65	12	12161N
HYSTER - Lift Truck						
H100E						
Diesel Engines	All	All	DR	72	12	7186-3N
Gas & LPG Engines		All	DR	72	12	7186-3N
H10-150F						
4.1L - 6 Cyl.	1986-85	Opt. 3-Prong Plug	DR	72	12	7186-3N

ALTERNATORS

ALTERNATORS AND GENERATORS

ENGINE	YEAR	APPLICATION	Mfg	Amp	Volt	PART NUMBER
HYSTER - Lift Truck (Cont'd)						
H110E						
Diesel Engines	All	All	DR	72	12	7186-3N
Gas & LPG Engines		All	DR	72	12	7186-3N
H110F						
Gas & LPG Engines	All	Opt. Alternator (Int.)	DR	72	12	7186-3N
H120XM						
Various	2007-99	DR, 19SI / 105A	DR	105	12	8098N
H-130F						
Gas Engines	All	Opt. Alternator	DR	72	12	7186-3N
H-135XL						
Gas Engines	1980-	Opt. Alternator	DR	72	12	7186-3N
Perkins Diesel Engines		Opt. Alternator	DR	72	12	7186-3N
H-150-275F						
4 & 6 Cyl. Engines	1986-85	Opt. 3-Prong Plug	DR	72	12	7186-3N
H-150-275H						
5.7L - 8 Cyl.	1986-85	Opt. 3-Prong Plug	DR	72	12	7186-3N
H-150F						
Gas Engines	All	Opt. Alternator (Int.)	DR	72	12	7186-3N
H-155XL						
Gas Engines	1980-	Opt. Alternator	DR	72	12	7186-3N
Perkins Diesel Engines		Opt. Alternator	DR	72	12	7186-3N
H-155XL2						
Gas Engines	1980-	Opt. Alternator	DR	72	12	7186-3N
Perkins Diesel Engines		Opt. Alternator	DR	72	12	7186-3N
H-160-110E						
4.1L - 6 Cyl.	1986-85	Opt. 3-Prong Plug	DR	72	12	7186-3N
H-165H						
GMC V8-350	All	Opt. Alternator	DR	72	12	7186-3N
Perkins Diesel Engines		Opt. Alternator	DR	72	12	7186-3N
H230HD						
Various	2007-02	DR, 19SI / 105A	DR	105	12	8098N
H280HD						
Various	2007-02	DR, 19SI / 105A	DR	105	12	8098N
H40-60JS						
2.5L - 4 Cyl.	1986-85	Opt. 3-Prong Plug	DR	72	12	7186-3N
P-40						
4 & 6 Cyl. Engines	1985-	Opt. 3-Prong Plug	DR	72	12	7186-3N
S-120XMS						
Various Eng.	2006-01	Delco 7SI , 12 Volt / 70 Amp	DR	70	12	8469N
S-120XMSPRS						
Various Eng.	2006-01	Delco 7SI , 12 Volt / 70 Amp	DR	70	12	8469N
S-30						
4 & 6 Cyl. Engines	1985-	Opt. 3-Prong Plug	DR	72	12	7186-3N
S-40						
4 & 6 Cyl. Engines	1985-	Opt. 3-Prong Plug	DR	72	12	7186-3N

ALTERNATORS

ALTERNATORS AND GENERATORS

ALTERNATORS

ENGINE	YEAR	APPLICATION	Mfg	Amp	Volt	PART NUMBER
HYSTER - Lift Truck (Cont'd)						
S-40-50F						
4 Cyl. Engine	1980-	Opt. 3-Prong Plug	DR	72	12	7186-3N
S-40-60ES						
4 Cyl. Engine	1980-	Opt. 3-Prong Plug	DR	72	12	7186-3N
S-40-60XL						
4 Cyl. Engine	1985-	Opt. 3-Prong Plug	DR	72	12	7186-3N
S-40XL						
Mazda M4-121G	1985-	Mitsubishi System (Ext.)	MI	35	12	14194
S-40XMS						
Mazda 2.0L Engine	All	Mitsubishi System (Ext.)	MI	35	12	14194
S-45XM						
Mazda 2.0L Engine	All	Mitsubishi System (Ext.)	MI	35	12	14194
S-50F						
4 & 6 Cyl. Engines	1985-	Opt. 3-Prong Plug	DR	72	12	7186-3N
S-50XL						
Mazda M4-121G	1985-	Mitsubishi System (Ext.)	MI	35	12	14194
S-50XM						
Mazda 2.0L Engine	All	Mitsubishi System (Ext.)	MI	35	12	14194
S-55XM						
Mazda 2.0L Engine	All	Mitsubishi System (Ext.)	MI	35	12	14194
S-60ES						
4 & 6 Cyl. Engines	1985-	Opt. 3-Prong Plug	DR	72	12	7186-3N
S-60XL						
Mazda M4-121G	1985-	Mitsubishi System (Ext.)	MI	35	12	14194
S-60XM						
Mazda 2.0L Engine	All	Mitsubishi System (Ext.)	MI	35	12	14194
S-65XM						
Mazda 2.0L Engine	All	Mitsubishi System (Ext.)	MI	35	12	14194
Various Models						
GM Gasoline Engines	1992-85	42 Amp Delco 3-Prong	DR	72	12	7186-3N
Mazda 4-121 Engine	1981-79	Hitachi Ext. Reg.	MI	35	12	14194
Mazda 4-121 Engine		Mitsubishi Ext. Reg.	MI	35	12	14194
Mazda Engines	1979-70	Mitsubishi Ext Reg.	MI	50	12	14237
Mazda FE Engine	All	Mitsubishi Int. Reg.	MI	40	12	12138N
INGERSOLL RAND - Compressor						
185						
John Deere Engines	1997-96	Magnetron Alt.	MA	55	12	12140N
375						
Cummins 5.9L	1997-96	Bosch Alt.	BO	65	12	12161N
INGERSOLL RAND - Roller						
100						
Cummins Diesel	2007-99	DR, 19SI / 105A	DR	105	12	8098N

ALTERNATORS AND GENERATORS

ENGINE	YEAR	APPLICATION	Mfg	Amp	Volt	PART NUMBER
INGERSOLL RAND - Sandblaster						
Cyclonaire						
Cummins 4-239	1990-	Bosch Alt.	BO	65	12	12161N
INTERNATIONAL - Agricultural Tractor						
1066D (F&I)						
IHC D-414 Diesel	1976-71	Opt. Alternator	DR	72	12	7186-3N
IHC D-414 Diesel		Std. Alternator	DR	72	12	7186-3N
1086D						
IHC DT-414 Diesel	1981-76	Opt. Alt. - w/Cab	DR	72	12	7186-3N
IHC DT-414 Diesel		Std. Alt. - w/o Cab	DR	72	12	7186-3N
140 (F&I)						
IHC C-123 Gas	1979-73	Delco System	DR	72	12	7186-3N
140HC (F&I)						
IHC C-123 Gas	1979-73	Delco System	DR	72	12	7186-3N
1466D (F&I)						
IHC DT-436 Diesel	1976-71	Opt. Alternator	DR	72	12	7186-3N
IHC DT-436 Diesel		Std. Alternator	DR	72	12	7186-3N
1468D (F&I)						
IHC DV-550 Diesel	1974-71	Opt. Alternator	DR	72	12	7186-3N
IHC DV-550 Diesel		Std. Alternator	DR	72	12	7186-3N
1486D						
IHC DT-436 Diesel	1981-76	Opt. Alt. - w/Cab	DR	72	12	7186-3N
IHC DT-436 Diesel		Std. Alt. - w/o Cab	DR	72	12	7186-3N
1566D (F&I)						
IHC DT-436 Diesel	1976-74	Opt. Alternator	DR	72	12	7186-3N
IHC DT-436 Diesel		Std. Alternator	DR	72	12	7186-3N
1568D (F&I)						
IHC DV-550 Diesel	1976-74	Opt. Alternator	DR	72	12	7186-3N
IHC DV-550 Diesel		Std. Alternator	DR	72	12	7186-3N
1586D						
IHC DT-436 Diesel	1981-76	Opt. Alt. - w/Cab	DR	72	12	7186-3N
IHC DT-436 Diesel		Std. Alt. - w/o Cab	DR	72	12	7186-3N
2500A						
IHC C-200 Gas	1974-72	Delco System	DR	72	12	7186-3N
2500A-D						
IHC D-239 Diesel	1974-72	Delco System	DR	72	12	7186-3N
2500B						
IHC C-200 Gas	1974-72	Delco System	DR	72	12	7186-3N
2500B-D						
IHC D-239 Diesel	1974-72	Delco System	DR	72	12	7186-3N
3088						
IHC D-358 Diesel	1985-81	Std. Alt. - w/o Cab	DR	72	12	7186-3N
IHC D-358 Diesel	1985	Opt. Alt. - w/Cab	DR	72	12	7186-3N
IHC D-358 Diesel	1984	Opt. Alt. - w/Cab	DR	105	12	7853N
IHC D-358 Diesel	1983-81	Upgrade 105 Amp version	DR	105	12	7186-12N-105A
IHC D-358 Diesel	1983	Opt. Alt. - w/Cab	DR	72	12	7186-3N
IHC D-358 Diesel	1982-81	Opt. Alt. - w/Cab	DR	105	12	7853N

ALTERNATORS

ALTERNATORS AND GENERATORS

ENGINE	YEAR	APPLICATION	Mfg	Amp	Volt	PART NUMBER
INTERNATIONAL - Agricultural Tractor (Cont'd)						
3288						
IHC D-358 Diesel	1985	Delco System	DR	105	12	7853N
IHC D-358 Diesel	1984-82	Opt. Alt. - w/Cab	DR	105	12	7853N
IHC D-358 Diesel	1984-81	Std. Alt. - w/o Cab	DR	72	12	7186-3N
IHC D-358 Diesel	1983-81	Upgrade 105 Amp version	DR	105	12	7186-12N-105A
IHC D-358 Diesel	1981	Opt. Alt. - w/Cab	DR	72	12	7186-3N
3388						
IHC DT-436 Diesel	1981-78	Opt. Alt. - w/Cab	DR	72	12	7186-3N
IHC DT-436 Diesel		Std. Alt. - w/o Cab	DR	72	12	7186-3N
IHC DT-436 Diesel		Upgrade 105 Amp version	DR	105	12	7186-12N-105A
3488						
IHC D-466 Diesel	1984-82	Opt. Alt. - w/Cab	DR	72	12	7186-3N
IHC D-466 Diesel	1984-81	Std. Alt. - w/o Cab	DR	72	12	7186-3N
IHC D-466 Diesel	1981	Opt. Alt. - w/Cab	DR	105	12	7853N
3588						
IHC DT-466 Diesel	1981-78	Std. Alt. - w/o Cab	DR	72	12	7186-3N
IHC DT-466 Diesel	1981	Opt. Alt. - w/Cab	DR	72	12	7186-3N
IHC DT-466 Diesel	1980	Opt. Alt. - w/Cab	DR	105	12	7853N
IHC DT-466 Diesel	1979	Opt. Alt. - w/Cab	DR	72	12	7186-3N
IHC DT-466 Diesel	1978	Opt. Alt. - w/Cab	DR	105	12	7853N
3688						
IHC D-466 Diesel	1985	Delco System	DR	105	12	7853N
IHC D-466 Diesel	1984-81	Std. Alt. - w/o Cab	DR	72	12	7186-3N
IHC D-466 Diesel	1984	Opt. Alt. - w/Cab	DR	105	12	7853N
IHC D-466 Diesel	1983-82	Opt. Alt. - w/Cab	DR	72	12	7186-3N
IHC D-466 Diesel	1983-81	Upgrade 105 Amp version	DR	105	12	7186-12N-105A
IHC D-466 Diesel	1981	Opt. Alt. - w/Cab	DR	105	12	7853N
3788						
IHC DT-466 Diesel	1981-80	Opt. Alt. - w/Cab	DR	72	12	7186-3N
IHC DT-466 Diesel		Std. Alt. - w/o Cab	DR	72	12	7186-3N
4166D						
IHC DT-436 Diesel	1976-72	Opt. Alternator	DR	72	12	7186-3N
IHC DT-436 Diesel		Std. Alternator	DR	72	12	7186-3N
4186D						
IHC DT-436 Diesel	1978-76	Delco System	DR	72	12	7186-3N
4366D						
IHC DT-466 Diesel	1976-73	Opt. Alternator	DR	72	12	7186-3N
IHC DT-466 Diesel		Std. Alternator	DR	72	12	7186-3N
4386D						
IHC DT-466 Diesel	1981-76	Delco System	DR	72	12	7186-3N
454						
IHC C-157 Gas	1973-72	Internal Reg.	DR	72	12	7186-3N
4568D						
IHC DVT-800 Diesel	1976-75	Delco System	DR	72	12	7186-3N
4586D						
IHC DVT-800 Diesel	1981-76	Delco System	DR	72	12	7186-3N
464						
IHC C-175 Gas	1978-75	Opt. Alternator	DR	72	12	7186-3N
IHC C-175 Gas	1974-73	Std. Alternator	DR	72	12	7186-3N

ALTERNATORS

ALTERNATORS AND GENERATORS

ENGINE	YEAR	APPLICATION	Mfg	Amp	Volt	PART NUMBER
INTERNATIONAL - Agricultural Tractor (Cont'd)						
464D						
IHC D-179 Diesel	1978-73	Std. Alternator	DR	72	12	7186-3N
5088						
IHC D-436 Diesel	1985	Delco System	DR	105	12	7853N
IHC D-436 Diesel	1984-81	Std. Alt. - w/o Cab	DR	72	12	7186-3N
IHC D-436 Diesel	1984	Opt. Alt. - w/Cab	DR	72	12	7186-3N
IHC D-436 Diesel	1983-81	Upgrade 105 Amp version	DR	105	12	7186-12N-105A
IHC D-436 Diesel	1983	Opt. Alt. - w/Cab	DR	105	12	7853N
IHC D-436 Diesel	1982	Opt. Alt. - w/Cab	DR	72	12	7186-3N
IHC D-436 Diesel	1981	Opt. Alt. - w/Cab	DR	105	12	7853N
5288						
IHC DT-466 Diesel	1985	Delco System	DR	105	12	7853N
IHC DT-466 Diesel	1984-83	Opt. Alt. - w/Cab	DR	72	12	7186-3N
IHC DT-466 Diesel	1984-81	Std. Alt. - w/o Cab	DR	72	12	7186-3N
IHC DT-466 Diesel	1983-81	Upgrade 105 Amp version	DR	105	12	7186-12N-105A
IHC DT-466 Diesel	1982	Opt. Alt. - w/Cab	DR	105	12	7853N
IHC DT-466 Diesel	1981	Opt. Alt. - w/Cab	DR	72	12	7186-3N
5488						
IHC DT-466 Diesel	1985	Delco System	DR	105	12	7853N
IHC DT-466 Diesel	1984-81	Std. Alt. - w/o Cab	DR	72	12	7186-3N
IHC DT-466 Diesel	1984	Opt. Alt. - w/Cab	DR	105	12	7853N
IHC DT-466 Diesel	1983-82	Opt. Alt. - w/Cab	DR	72	12	7186-3N
IHC DT-466 Diesel	1983-81	Upgrade 105 Amp version	DR	105	12	7186-12N-105A
IHC DT-466 Diesel	1981	Opt. Alt. - w/Cab	DR	105	12	7853N
574						
IHC C-200 Gas	1978-73	Std. Alternator	DR	72	12	7186-3N
574D						
IHC D-239 Diesel	1978-73	Std. Alternator	DR	72	12	7186-3N
6388						
IHC DT-436 Diesel	1984-81	Opt. Alt. - w/Cab	DR	72	12	7186-3N
IHC DT-436 Diesel		Std. Alt. - w/o Cab	DR	72	12	7186-3N
IHC DT-436 Diesel	1983-81	Upgrade 105 Amp version	DR	105	12	7186-12N-105A
6588						
IHC DT-466 Diesel	1984-83	Opt. Alt. - w/Cab	DR	72	12	7186-3N
IHC DT-466 Diesel	1984-81	Std. Alt. - w/o Cab	DR	72	12	7186-3N
IHC DT-466 Diesel	1983-81	Upgrade 105 Amp version	DR	105	12	7186-12N-105A
IHC DT-466 Diesel	1982	Opt. Alt. - w/Cab	DR	105	12	7853N
IHC DT-466 Diesel	1981	Opt. Alt. - w/Cab	DR	72	12	7186-3N
674						
IHC C-200 Gas	1984-78	Delco System	DR	72	12	7186-3N
674D						
IHC D-239 Diesel	1984-78	Delco System	DR	72	12	7186-3N
674DRC						
IHC D-239 Diesel	1984-78	Delco System	DR	72	12	7186-3N
674RC						
IHC C-200 Gas	1984-78	Delco System	DR	72	12	7186-3N
6788						
IHC DT-466 Diesel	1984-81	Std. Alt. - w/o Cab	DR	72	12	7186-3N
IHC DT-466 Diesel	1984	Opt. Alt. - w/Cab	DR	105	12	7853N
IHC DT-466 Diesel	1983-81	Upgrade 105 Amp version	DR	105	12	7186-12N-105A

ALTERNATORS

ALTERNATORS AND GENERATORS

ENGINE	YEAR	APPLICATION	Mfg	Amp	Volt	PART NUMBER
INTERNATIONAL - Agricultural Tractor (Cont'd)						
6788 (Cont'd)						
IHC DT-466 Diesel	1983	Opt. Alt. - w/Cab	DR	72	12	7186-3N
IHC DT-466 Diesel	1982	Opt. Alt. - w/Cab	DR	105	12	7853N
IHC DT-466 Diesel	1981	Opt. Alt. - w/Cab	DR	72	12	7186-3N
686 (F&I)						
IHC C-291 Gas	1980-76	Opt. Alt. - w/Cab	DR	72	12	7186-3N
IHC C-291 Gas		Std. Alt. - w/o Cab	DR	72	12	7186-3N
686D (F&I)						
IHC D-312 Diesel	1980-76	Std. Alternator	DR	72	12	7186-3N
7088						
DT-436 Diesel	1986-85	Delco System	DR	105	12	7853N
7288						
IHC DT-466 Diesel	1985	Delco System	DR	105	12	7853N
7388						
IHC DTI-466 Diesel	1984	Delco 15SI Alt.	DR	105	12	7853N
IHC DTI-466 Diesel	1983-82	Std. Alt. - w/o Cab	DR	72	12	7186-3N
IHC DTI-466 Diesel		Upgrade 105 Amp version	DR	105	12	7186-12N-105A
IHC DTI-466 Diesel	1983	Opt. Alt. - w/Cab	DR	72	12	7186-3N
IHC DTI-466 Diesel	1982	Opt. Alt. - w/Cab	DR	105	12	7853N
7488						
IHC DT-466 Diesel	1985	Delco System	DR	105	12	7853N
7588						
IHC V-800 Diesel	1984	Delco 15SI Alt.	DR	105	12	7853N
IHC V-800 Diesel	1983-82	Opt. Alt. - w/Cab	DR	72	12	7186-3N
IHC V-800 Diesel		Std. Alt. - w/o Cab	DR	72	12	7186-3N
IHC V-800 Diesel		Upgrade 105 Amp version	DR	105	12	7186-12N-105A
766						
IHC C-291 Gas	1976-71	Std. Alternator	DR	72	12	7186-3N
766D						
IHC D-360 Diesel	1976-71	Opt. Alternator	DR	72	12	7186-3N
IHC D-360 Diesel		Std. Alternator	DR	72	12	7186-3N
7788						
IHC V-800 Diesel	1984	Delco 15SI Alt.	DR	105	12	7853N
IHC V-800 Diesel	1983-82	Std. Alt. - w/o Cab	DR	72	12	7186-3N
IHC V-800 Diesel		Upgrade 105 Amp version	DR	105	12	7186-12N-105A
IHC V-800 Diesel	1983	Opt. Alt. - w/Cab	DR	72	12	7186-3N
IHC V-800 Diesel	1982	Opt. Alt. - w/Cab	DR	105	12	7853N
886D						
IHC D-360 Diesel	1981-76	Opt. Alt. - w/Cab	DR	72	12	7186-3N
IHC D-360 Diesel		Std. Alt. - w/o Cab	DR	72	12	7186-3N
966D (F&I)						
IHC D-414 Diesel	1976-71	Opt. Alternator	DR	72	12	7186-3N
IHC D-414 Diesel		Std. Alternator	DR	72	12	7186-3N
986D						
IHC D-436 Diesel	1981-76	Opt. Alt. - w/Cab	DR	72	12	7186-3N
IHC D-436 Diesel		Std. Alt. - w/o Cab	DR	72	12	7186-3N
B2275						
Diesel Engines	1976-64	Lucas - Non-Ventilated	LU	11	12	15005N

ALTERNATORS AND GENERATORS

ENGINE	YEAR	APPLICATION	Mfg	Amp	Volt	PART NUMBER
INTERNATIONAL - Agricultural Tractor (Cont'd)						
B3434						
All Engines	1976-64	Lucas - Non-Ventilated	LU	11	12	15005N
Farmall 666						
IHC C-291 Gas	1976-72	Std. Alternator	DR	72	12	7186-3N
Farmall 666D						
IHC D-312 Diesel	1976-72	Opt. Alternator	DR	72	12	7186-3N
IHC D-312 Diesel		Std. Alternator	DR	72	12	7186-3N
Hydro 100D						
IHC D-436 Diesel	1976-73	Opt. Alternator	DR	72	12	7186-3N
IHC D-436 Diesel		Std. Alternator	DR	72	12	7186-3N
Hydro 186D						
IHC D-436 Diesel	1981-76	Opt. Alt. - w/Cab	DR	72	12	7186-3N
IHC D-436 Diesel		Std. Alt. - w/o Cab	DR	72	12	7186-3N
Hydro 686						
IHC C-291 Gas	1980-76	Opt. Alt. - w/Cab	DR	72	12	7186-3N
IHC C-291 Gas		Std. Alt. - w/o Cab	DR	72	12	7186-3N
Hydro 686D						
IHC D-312 Diesel	1980-76	Std. Alternator	DR	72	12	7186-3N
Hydro 70						
IHC C-291 Gas	1976-73	Std. Alternator	DR	72	12	7186-3N
Hydro 70D						
IHC D-312 Diesel	1976-73	Opt. Alternator	DR	72	12	7186-3N
IHC D-312 Diesel		Std. Alternator	DR	72	12	7186-3N
International B-275						
IHC 4 Cyl. 144 Diesel	1968-64	Lucas Generator	LU	11	12	15005N
International B-276						
Diesel Engines	1976-65	Lucas Generator	LU	11	12	15005N
Gas Engines		Lucas Generator	LU	11	12	15005N
International B-354						
Diesel Engines	1976-73	Lucas - Non-Ventilated	LU	11	12	15005N
Diesel Engines		Lucas - Tach Drive	LU	22	12	15027N
Gas Engines		Lucas - Non-Ventilated	LU	11	12	15005N
Gas Engines		Lucas - Tach Drive	LU	22	12	15027N
International B-364						
Diesel Engines	1976-73	Lucas - Non-Ventilated	LU	11	12	15005N
Diesel Engines		Lucas - Tach Drive	LU	22	12	15027N
Gas Engines		Lucas - Non-Ventilated	LU	11	12	15005N
Gas Engines		Lucas - Tach Drive	LU	22	12	15027N
International B-414						
IHC 4 Cyl. 144 Gas	1967-62	Lucas Generator	LU	11	12	15005N
IHC 4 Cyl. 154 Diesel	1967-64	Lucas Generator	LU	11	12	15005N
International B-434						
Diesel Engines	1976-66	Lucas - Non-Ventilated	LU	11	12	15005N
Gas Engines		Lucas - Non-Ventilated	LU	11	12	15005N
International B-444						
Diesel Engines	1976-66	Lucas - Non-Ventilated	LU	11	12	15005N

ALTERNATORS

ALTERNATORS AND GENERATORS

ENGINE	YEAR	APPLICATION	Mfg	Amp	Volt	PART NUMBER
INTERNATIONAL - Agricultural Tractor (Cont'd)						
International B-450						
Diesel Engines	1970-64	Lucas Generator	LU	11	12	15005N
International B-614						
Diesel Engines	1967-64	Lucas - Non-Ventilated	LU	11	12	15005N
International B-634						
Diesel Engines	1976-64	Lucas - Non-Ventilated	LU	11	12	15005N
7388						
IHC DTI-466 Diesel	1984	w/Delco 20SI Alt.	DR	60	12	7266N
7588						
IHC V-800 Diesel	1984	w/Delco 20SI Alt.	DR	60	12	7266N
7788						
IHC V-800 Diesel	1984	w/Delco 20SI Alt.	DR	60	12	7266N
INTERNATIONAL - Backhoe						
I-3600AD						
D-282 Diesel	1976-73	Delco System	DR	72	12	7186-3N
I-3820DA						
D-310 Diesel	1974-73	Delco System	DR	72	12	7186-3N
INTERNATIONAL - Class 8 Cement Mixer						
5500						
Various Engines	1984-78	Delco System	DR	72	12	7186-3N
INTERNATIONAL - Combine						
1420						
D-358 Diesel	1986-81	Bosch	BO	135	12	12162N
D-358 Diesel	1983-81	Delco System	DR	72	12	7186-3N
D-358 Diesel	1984	Delco System	DR	72	12	7186-3N
D-358 Diesel	1980	Delco System	DR	72	12	7186-3N
1430D						
D-358 Diesel	1983-80	Delco System	DR	72	12	7186-3N
D-358 Diesel	1984	Delco System	DR	72	12	7186-3N
1440D						
D-436 / DT-436 Diesel	1984-83	Delco System	DR	72	12	7186-3N
D-436 / DT-436 Diesel	1982-80	Delco System	DR	72	12	7186-3N
D-436 / DT-436 Diesel	1977-74	Delco System	DR	72	12	7186-3N
D-436 / DT-436 Diesel	1979	Delco System	DR	72	12	7186-3N
D-436 / DT-436 Diesel	1978	Delco System	DR	72	12	7186-3N
1460D						
D-436 / DT-436 Diesel	1984-83	Delco System	DR	72	12	7186-3N
D-436 / DT-436 Diesel	1982-80	Delco System	DR	72	12	7186-3N
D-436 / DT-436 Diesel	1978-77	Delco System	DR	72	12	7186-3N
D-436 / DT-436 Diesel	1979	Delco System	DR	72	12	7186-3N
1480						
DT-466 Diesel	1979-77	Delco System	DR	72	12	7186-3N
453						
C-301 Gas	1979-73	Delco System	DR	72	12	7186-3N

ALTERNATORS AND GENERATORS

ENGINE	YEAR	APPLICATION	Mfg	Amp	Volt	PART NUMBER
INTERNATIONAL - Combine (Cont'd)						
453D						
D-360 Diesel	1979-73	Delco System	DR	72	12	7186-3N
615						
C-263 Gas	1974-72	Delco System	DR	72	12	7186-3N
715						
C-301 Gas	1979-72	Delco System	DR	72	12	7186-3N
715D						
D-301 Diesel	1974-72	Delco System	DR	72	12	7186-3N
D-310 Diesel	1979-75	Delco System	DR	72	12	7186-3N
815						
V-304 Gas	1974-71	Delco System	DR	72	12	7186-3N
V-345 LPG		Delco System	DR	72	12	7186-3N
815D						
D-414 Diesel	1979-71	Delco System	DR	72	12	7186-3N
915						
345 Gas or LPG	1974-71	Delco System	DR	72	12	7186-3N
V-392 Gas		Delco System	DR	72	12	7186-3N
915D						
D-414 Diesel	1979-71	Delco System	DR	72	12	7186-3N
INTERNATIONAL - Cotton Picker						
416						
C-263 Gas / LPG	1978-73	Delco System	DR	72	12	7186-3N
D-282 Diesel		Delco System	DR	72	12	7186-3N
422						
C-263 Gas / LPG	1978-73	Delco System	DR	72	12	7186-3N
D-282 Diesel		Delco System	DR	72	12	7186-3N
Model 95 Cotton Harvester						
C-301 Gas	1978-74	Delco System	DR	72	12	7186-3N
D-310 Diesel	1979-74	Delco System	DR	72	12	7186-3N
INTERNATIONAL - Industrial Tractor						
I-2400A						
C-157 Gas	1975-71	Delco System	DR	72	12	7186-3N
C-157 Gas		Std. Alternator	DR	72	12	7186-3N
C-175 Gas		Delco System	DR	72	12	7186-3N
C-175 Gas		Std. Alternator	DR	72	12	7186-3N
I-2400AD						
D-179 Diesel	1975-71	Delco System	DR	72	12	7186-3N
I-2400B						
C-157 Gas	1975-71	Delco System	DR	72	12	7186-3N
C-175 Gas		Delco System	DR	72	12	7186-3N
I-2400BD						
D-179 Diesel	1975-71	Delco System	DR	72	12	7186-3N
I-2500A						
C-200 Gas	1975-71	Delco System	DR	72	12	7186-3N
C-200 Gas		Std. Alternator	DR	72	12	7186-3N

ALTERNATORS

ALTERNATORS AND GENERATORS

ENGINE	YEAR	APPLICATION	Mfg	Amp	Volt	PART NUMBER
INTERNATIONAL - Industrial Tractor (Cont'd)						
I-2500AD						
D-239 Diesel	1975-71	Delco System	DR	72	12	7186-3N
I-2500B						
C-200 Gas	1975-71	Delco System	DR	72	12	7186-3N
I-2500BD						
D-239 Diesel	1975-71	Delco System	DR	72	12	7186-3N
I-3400A						
C-157 Gas	1975-72	Delco System	DR	72	12	7186-3N
C-157 Gas		Std. Alternator	DR	72	12	7186-3N
I-3400AD						
D-179 Diesel	1975-72	Delco System	DR	72	12	7186-3N
I-3500A						
C-200 Gas	1975-72	Delco System	DR	72	12	7186-3N
C-200 Gas		Std. Alternator	DR	72	12	7186-3N
I-3500AD						
D-239 Diesel	1975-72	Delco System	DR	72	12	7186-3N
I-4500A						
C-157 Gas	1974-73	Delco System	DR	72	12	7186-3N
I-4500AD						
D-179 Diesel	1982-73	Delco System	DR	72	12	7186-3N
I-4500B						
C-157 Gas	1974-73	Delco System	DR	72	12	7186-3N
I-4500BD						
D-179 Diesel	1982-73	Delco System	DR	72	12	7186-3N
I-464						
C-175 Gas	1974-73	Delco System	DR	72	12	7186-3N
I-464D						
D-179 Diesel	1974-73	Delco System	DR	72	12	7186-3N
I-574						
C-200 Gas	1974-73	Delco System	DR	72	12	7186-3N
I-574D						
D-239 Diesel	1974-73	Delco System	DR	72	12	7186-3N
I-674						
C-200 Gas	1974-73	Delco System	DR	72	12	7186-3N
I-674D						
D-239 Diesel	1974-73	Delco System	DR	72	12	7186-3N
I-674DRC						
D-239 Diesel	1974-73	Delco System	DR	72	12	7186-3N
I-674RC						
C-200 Gas	1974-73	Delco System	DR	72	12	7186-3N
INTERNATIONAL - Lift Truck						
I-4000DB						
D-179 Diesel	1972-71	Internal Reg.	DR	72	12	7186-3N

ALTERNATORS

ALTERNATORS AND GENERATORS

ENGINE	YEAR	APPLICATION	Mfg	Amp	Volt	PART NUMBER
INTERNATIONAL - Lift Truck (Cont'd)						
I-8000DB						
D-239 Diesel	1972-71	Internal Reg.	DR	72	12	7186-3N
I-9000						
C-263 Gas	1975-72	Std. Alternator	DR	72	12	7186-3N
I-9000D						
D-310 Diesel	1975-72	Std. Alternator	DR	72	12	7186-3N
INTERNATIONAL - Loader						
321						
D-239 Diesel	1986-77	Bosch	BO	32	12	14949N
D-239 Diesel		Std. Alternator	BO	32	12	14949N
D-310 Diesel	1986-76	Bosch	BO	32	12	14949N
I-3400DA						
D-179 Diesel	1975-72	Std. Alternator	DR	72	12	7186-3N
I-3500DA						
D-239 Diesel	1975-72	Std. Alternator	DR	72	12	7186-3N
I-8000B						
C-200 Gas	1972-71	Std. Alternator	DR	72	12	7186-3N
TD-250						
DT-573B Diesel	1971-70	Opt. Alternator	DR	50	24	7254N
TD-250C						
DT-573B Diesel	1974-72	Opt. Alternator	DR	50	24	7254N
INTERNATIONAL - Payloader						
560						
DTI-817C Diesel	1982-75	Std. Alternator	DR	50	24	7254N
560B						
DTI-817C Diesel	1985-80	Std. Alternator	DR	50	24	7254N
KT-1150C Diesel		Std. Alternator	DR	50	24	7254N
H-25B						
IHC C-153 Gas	1979-75	Std. Alternator	DR	22	12	7164N
H-400C						
Cummins VT-1710C	1979-75	Std. Alternator	DR	50	24	7254N
H-50B						
Gas or Diesel Engines	1976-67	Lucas - w/Tach Drive	LU	22	12	15027N
H-60E						
D-360 Diesel	1979-74	Std. Alternator	DR	40	24	7175N
H-65B						
Gas or Diesel Engines	1976-67	Lucas - w/Tach Drive	LU	22	12	15027N
H-65C						
DT-414 Diesel	1979-75	Std. Alternator	DR	65	24	7197N
H-80B						
DT-466 Diesel	1979-75	Std. Alternator	DR	65	24	7197N
H-90E						
DVT-573B	1979-74	Std. Alternator	DR	65	24	7197N

ALTERNATORS

ALTERNATORS AND GENERATORS

ENGINE	YEAR	APPLICATION	Mfg	Amp	Volt	PART NUMBER
INTERNATIONAL - Payloader (Cont'd)						
HB-25						
Various Engines	1976-67	Lucas Generator (Opt.)	LU	11	12	15005N
INTERNATIONAL - Paylogger						
S-11B						
DT-436 Diesel	1974	Std. Alternator	DR	22	12	7164N
S-9B						
DT-360 Diesel	1974	Std. Alternator	DR	22	12	7164N
INTERNATIONAL - Payscraper						
431						
D-239 Diesel	1986-77	Bosch	BO	32	12	14949N
531						
D-310 Diesel	1986-76	Bosch	BO	32	12	14949N
INTERNATIONAL - Skidder						
510						
DT-358 Diesel	1985-80	Std. Alternator	DR	72	12	7186-3N
58						
D-358 Diesel	1985-80	Std. Alternator	DR	72	12	7186-3N
INTERNATIONAL - Straddle Carrier						
660						
C-146 Gas	1974-72	Delco System	DR	72	12	7186-3N
770						
C-146 Gas	1973-72	Delco System	DR	72	12	7186-3N
780						
C-146 Gas	1974-72	Delco System	DR	72	12	7186-3N
INTERNATIONAL - Tractor						
TD-25B						
DT-817 Diesel	1971-68	Opt. Alternator	DR	50	24	7254N
TD-25C						
DT-817 Diesel	1976-75	Delco System	DR	50	24	7254N
DT-817 Diesel	1974-68	Opt. Alternator	DR	50	24	7254N
TD-8						
Diesel Engines	1974-68	Lucas - Non-Ventilated	LU	11	12	15005N
Diesel Engines		Lucas - Tach Drive	LU	22	12	15027N
INTERNATIONAL - Tractor - Compact						
354						
IHC 4 Cyl. 144 Gas	1975-72	Lucas - Non-Ventilated	LU	11	12	15005N
IHC 4 Cyl. 144 Gas		Lucas - Tach Drive	LU	22	12	15027N
INTERNATIONAL - Windrower						
175						
DT-407 Diesel	1974-71	Opt. Alternator	DR	50	24	7254N

ALTERNATORS AND GENERATORS

ENGINE	YEAR	APPLICATION	Mfg	Amp	Volt	PART NUMBER
INTERNATIONAL - Windrower (Cont'd)						
5000						
Various Engines	1984-78	Delco System	DR	72	12	7186-3N
ISEKI - Engine Industrial						
3AF1-BL						
All Engines	1988-82	All	HI	35	12	12115N
ISEKI - Tractor						
TE3210						
All Engines	1988-82	All	HI	35	12	12115N
TL1700						
All Engines	1988-82	All	HI	35	12	12115N
TL1900						
All Engines	1988-82	All	HI	35	12	12115N
TL2100						
All Engines	1988-82	All	HI	35	12	12115N
TL2300						
All Engines	1988-82	All	HI	35	12	12115N
TL2500						
All Engines	1988-82	All	HI	35	12	12115N
TL2700						
All Engines	1988-82	All	HI	35	12	12115N
TU1900						
All Engines	1988-82	All	HI	35	12	12115N
TU2100						
All Engines	1988-82	All	HI	35	12	12115N
ISHIKAWAJIMA - Misc. Equipment						
Various Models						
All Engines	1992-87	All	ND	40	12	12189N
ISUZU - Engine Industrial						
4BG1						
4BG1 Engine	2007-90	Denso 12 Volt / 60 Amp	ND	60	12	12778N
4BG1T						
4BG1T Engine	2007-90	Denso 12 Volt / 60 Amp	ND	60	12	12778N
4BG1TC						
4BG1TC Engine	2007-90	Denso 12 Volt / 60 Amp	ND	60	12	12778N
4HJ1						
4HJ1 Engine	All	Hitachi 12 volt / 60 Amp	HI	60	12	12689N
6BG1						
6BG1 Engine	2007-88	Denso 12 Volt / 60 Amp	ND	60	12	12778N
6BG1T						
6BG1T Engine	2007-88	Denso 12 Volt / 60 Amp	ND	60	12	12778N

ALTERNATORS

ALTERNATORS AND GENERATORS

ALTERNATORS

ENGINE	YEAR	APPLICATION	Mfg	Amp	Volt	PART NUMBER
ISUZU - Engine Industrial (Cont'd)						
6BG1TC						
6BG1TC Engine	2007-88	Denso 12 Volt / 60 Amp	ND	60	12	12778N
Misc. Industrial Equipment						
2K Engine	1996-83	Hitachi Alternator	HI	20	12	12126N
3AE1 Engine	1995-	Hitachi Alternator	HI	35	12	12115N
3K Engine	1996-83	Hitachi Alternator	HI	20	12	12126N
4JB1 Engine	1988-	Hitachi Alternator	HI	20	24	12114N
4JB1 Engine	1986-	Hitachi Alternator	HI	35	12	12115N
6BD1T Engine	1991-	Nikko Alternator	NK	30	24	12360N
C240 Engine	1995-	Hitachi Alternator	HI	35	12	12115N
C240 Engine	1983-	Hitachi Alternator	HI	20	24	12323N
C330 Engine	1982-	Nikko Alternator	HI	20	24	12323N
ISUZU - Heavy Duty						
FVM Models						
6SA1T 8.4L Engine	1996-86	Hitachi ER 24 Volt / 55A	HI	25	24	12329N
FVZ Models						
6SA1T 8.4L Engine	1996-86	Hitachi ER 24 Volt / 55A	HI	25	24	12329N
ISUZU - Medium Duty						
FVR Models						
6SA1T 8.4L Engine	1996-86	Hitachi ER 24 Volt / 55A	HI	25	24	12329N
NPS59						
4HF1, 4.3L	1993-92	Hitachi 24 Volt / 35A	HI	35	24	14715N
IVECO - Heavy Duty						
Vertis 130						
NEF4	2010-	Bosch 12 Volt / 90 Amp	BO	90	12	20021N
IVECO - Medium Duty						
110.16A						
BF6L913	1986-	Bosch	BO	95	12	12169N
130.13A						
F6L913	1985-	Bosch	BO	95	12	12169N
130.16A						
BF6L913	1986-	Bosch	BO	95	12	12169N
75.9A						
F4L913	1985-	Bosch	BO	95	12	12169N
80.13A						
F6L913	1985-	Bosch	BO	95	12	12169N
80.16A						
BF6L913	1986-	Bosch	BO	95	12	12169N
80.9A						
F4L913	1985-	Bosch	BO	95	12	12169N
90.13A						
F6L913	1985-	Bosch	BO	95	12	12169N

ALTERNATORS AND GENERATORS

ENGINE	YEAR	APPLICATION	Mfg	Amp	Volt	PART NUMBER
IVECO - Medium Duty (Cont'd)						
90.9A						
F4L913	1985-	Bosch	BO	95	12	12169N
Vertis 90						
NEF4	2010-	Bosch 12 Volt / 90 Amp	BO	90	12	20021N
J.C. BAMFORD - Excavator						
811						
Perkins 6-354	1988-85	Opt. Lucas (65 Amp)	LU	70	12	12088N
Perkins 6-354		Std. Lucas (55 Amp)	LU	55	12	12046N
812						
Perkins 6-354	1990-85	Opt. Lucas (65 Amp)	LU	70	12	12088N
Perkins 6-354		Std. Lucas (55 Amp)	LU	55	12	12046N
814						
Perkins 6-354	1990-85	Opt. Lucas (65 Amp)	LU	70	12	12088N
Perkins 6-354		Std. Lucas (55 Amp)	LU	55	12	12046N
817						
Perkins 6-354	1988-85	Opt. Lucas (65 Amp)	LU	70	12	12088N
Perkins 6-354		Std. Lucas (55 Amp)	LU	55	12	12046N
818						
Perkins 6-354	1990-85	Opt. Lucas (65 Amp)	LU	70	12	12088N
Perkins 6-354		Std. Lucas (55 Amp)	LU	55	12	12046N
820						
Perkins 6-354	1990-85	Opt. Lucas (65 Amp)	LU	70	12	12088N
Perkins 6-354		Std. Lucas (55 Amp)	LU	55	12	12046N
J.C. BAMFORD - Lift Truck						
926						
Perkins 1004	1998-89	Std. Lucas (65 Amp)	LU	70	12	12088N
Perkins 4-243		Std. Lucas (65 Amp)	LU	70	12	12088N
930						
Perkins 1004	1998-86	Std. Lucas (65 Amp)	LU	70	12	12088N
Perkins 4-243		Std. Lucas (65 Amp)	LU	70	12	12088N
940						
Perkins 1004	1998-92	Std. Lucas (65 Amp)	LU	70	12	12088N
Perkins 4-243		Std. Lucas (65 Amp)	LU	70	12	12088N
J.C. BAMFORD - Loader						
1400 / 1400B						
Perkins 4-236	1991-85	Opt. Lucas (45 Amp)	LU	70	12	12088N
Perkins 4-236		Opt. Lucas (55 Amp)	LU	55	12	12046N
Perkins 4-236		Opt. Lucas (65 Amp)	LU	70	12	12088N
1500 / 1500B						
Perkins 4-236	1991-85	Opt. Lucas (45 Amp)	LU	70	12	12088N
Perkins 4-236		Opt. Lucas (55 Amp)	LU	55	12	12046N
Perkins 4-236		Opt. Lucas (65 Amp)	LU	70	12	12088N
1600B						
Perkins 4-236	1993-87	Std. Lucas (65 Amp)	LU	70	12	12088N

ALTERNATORS

ALTERNATORS AND GENERATORS

ENGINE	YEAR	APPLICATION	Mfg	Amp	Volt	PART NUMBER
J.C. BAMFORD - Loader (Cont'd)						
1700 / 1700B						
Perkins 4-236	1991-85	Opt. Lucas (45 Amp)	LU	70	12	12088N
Perkins 4-236		Opt. Lucas (55 Amp)	LU	55	12	12046N
Perkins 4-236		Opt. Lucas (65 Amp)	LU	70	12	12088N
185-65						
Cummins 6BTA	1995-	Std. Bosch (95A)	BO	95	12	12145N
210 Series						
Perkins 4 Cyl.	1995-90	Std. Lucas (65 Amp)	LU	70	12	12088N
214 Series						
Perkins 1004	1997-86	Std. Lucas (65 Amp)	LU	70	12	12088N
Perkins 4-243		Std. Lucas (65 Amp)	LU	70	12	12088N
215 Series						
Perkins 1004	1997-86	Std. Lucas (65 Amp)	LU	70	12	12088N
Perkins 4-243		Std. Lucas (65 Amp)	LU	70	12	12088N
217 Series						
Perkins 1004	1997-86	Std. Lucas (65 Amp)	LU	70	12	12088N
Perkins 4-243		Std. Lucas (65 Amp)	LU	70	12	12088N
2CX						
Perkins Engines	1992-90	Std. Lucas (55 Amp)	LU	55	12	12046N
3C1400						
Perkins 4-236	1985-80	Opt. Lucas (45 Amp)	LU	70	12	12088N
Perkins 4-236		Opt. Lucas (65 Amp)	LU	70	12	12088N
3C1550						
Perkins 4-236	1985-80	Opt. Lucas (45 Amp)	LU	70	12	12088N
Perkins 4-236		Opt. Lucas (65 Amp)	LU	70	12	12088N
3CX Sitemaster						
Perkins 4-236	1991-85	Opt. Lucas (45 Amp)	LU	70	12	12088N
Perkins 4-236		Opt. Lucas (55 Amp)	LU	55	12	12046N
Perkins 4-236		Opt. Lucas (65 Amp)	LU	70	12	12088N
3D1700						
Perkins 4-236	1985-80	Opt. Lucas (45 Amp)	LU	70	12	12088N
Perkins 4-236		Opt. Lucas (65 Amp)	LU	70	12	12088N
406						
Perkins 3-153	1994-90	Std. Lucas (55 Amp)	LU	55	12	12046N
407						
Perkins Engines	1996-93	Std. Lucas (65 Amp)	LU	70	12	12088N
408						
Perkins 4-254	1994-90	Std. Lucas (65 Amp)	LU	70	12	12088N
409						
Perkins Engines	1996-93	Std. Lucas (65 Amp)	LU	70	12	12088N
410						
Perkins Engines	1994-85	Opt. Lucas (65 Amp)	LU	70	12	12088N
Perkins Engines		Std. Lucas (55 Amp)	LU	55	12	12046N
411						
Perkins Engines	1996-94	Std. Lucas (65 Amp)	LU	70	12	12088N
412						
Perkins Engines	1996-94	Std. Lucas (65 Amp)	LU	70	12	12088N

ALTERNATORS AND GENERATORS

ENGINE	YEAR	APPLICATION	Mfg	Amp	Volt	PART NUMBER
J.C. BAMFORD - Loader (Cont'd)						
412 (Cont'd)						
Perkins Engines	1993-85	Opt. Lucas (55 Amp)	LU	55	12	12046N
415						
Perkins Engines	1996-94	Std. Lucas (65 Amp)	LU	70	12	12088N
Perkins Engines	1993-85	Opt. Lucas (55 Amp)	LU	55	12	12046N
416						
Perkins Engines	1996-94	Std. Lucas (65 Amp)	LU	70	12	12088N
4CN						
Perkins 4-236	1985-80	Opt. Lucas (45 Amp)	LU	70	12	12088N
Perkins 4-236		Opt. Lucas (55 Amp)	LU	55	12	12046N
Perkins 4-236		Opt. Lucas (65 Amp)	LU	70	12	12088N
505						
Perkins 1004	1995-89	Std. Lucas (65 Amp)	LU	70	12	12088N
Perkins 4-243		Std. Lucas (65 Amp)	LU	70	12	12088N
506						
Perkins 1004	1995-89	Std. Lucas (65 Amp)	LU	70	12	12088N
Perkins 4-243		Std. Lucas (65 Amp)	LU	70	12	12088N
508						
Perkins 1004	1995-89	Std. Lucas (65 Amp)	LU	70	12	12088N
Perkins 4-243		Std. Lucas (65 Amp)	LU	70	12	12088N
510						
Perkins 1004	1995-89	Std. Lucas (65 Amp)	LU	70	12	12088N
Perkins 4-243		Std. Lucas (65 Amp)	LU	70	12	12088N
515						
Perkins Engines	1995-90	Std. Lucas (65 Amp)	LU	70	12	12088N
520						
Perkins 4-236	1989-82	Opt. Lucas (45 Amp)	LU	70	12	12088N
Perkins 4-236		Opt. Lucas (55 Amp)	LU	55	12	12046N
Perkins 4-236		Opt. Lucas (65 Amp)	LU	70	12	12088N
525B						
Perkins 4-236	1989-82	Opt. Lucas (45 Amp)	LU	70	12	12088N
Perkins 4-236		Opt. Lucas (55 Amp)	LU	55	12	12046N
Perkins 4-236		Opt. Lucas (65 Amp)	LU	70	12	12088N
530						
Perkins 4-236	1991-87	Opt. Lucas (45 Amp)	LU	70	12	12088N
Perkins 4-236		Opt. Lucas (55 Amp)	LU	55	12	12046N
Perkins 4-236		Opt. Lucas (65 Amp)	LU	70	12	12088N
530B						
Perkins 4-236	1991-87	Opt. Lucas (45 Amp)	LU	70	12	12088N
Perkins 4-236		Opt. Lucas (55 Amp)	LU	55	12	12046N
Perkins 4-236		Opt. Lucas (65 Amp)	LU	70	12	12088N
540						
Perkins Engines	1994-87	Opt. Lucas (45 Amp)	LU	70	12	12088N
Perkins Engines		Opt. Lucas (55 Amp)	LU	55	12	12046N
Perkins Engines		Opt. Lucas (65 Amp)	LU	70	12	12088N
540B						
Perkins Engines	1997-95	Opt. Lucas (65 Amp)	LU	70	12	12088N
Perkins Engines	1997-87	Opt. Lucas (55 Amp)	LU	55	12	12046N
Perkins Engines	1994-87	Opt. Lucas (45 Amp)	LU	70	12	12088N

ALTERNATORS

ALTERNATORS AND GENERATORS

ENGINE	YEAR	APPLICATION	Mfg	Amp	Volt	PART NUMBER
J.C. BAMFORD - Misc. Equipment						
210S Tool Carrier						
Perkins 4-243	1994-90	Std. Lucas (65 Amp)	LU	70	12	12088N
210SL Tool Carrier						
Perkins 4-243	1994-90	Std. Lucas (65 Amp)	LU	70	12	12088N
416 Tool Carrier						
Perkins 4-244	1996-95	Std. Lucas (65 Amp)	LU	70	12	12088N
JCB - Loader						
411						
Perkins Tier II Eng.	All	Lucas , 12 Volt / 100 Amp	MM	120	12	12739N
540						
Perkins Diesel	2007-99	MM, 12 Volt / 65 Amp	MM	85	12	12738N
Perkins Diesel		MM, 12 Volt / 75 Amp	MM	85	12	12738N
Perkins Diesel		MM, 12 Volt / 85 Amp	MM	85	12	12738N
580						
Perkins Tier II Eng.	All	Lucas , 12 Volt / 100 Amp	MM	120	12	12739N
JCB - Loader - Backhoe						
530						
Perkins 3711HO Diesel	2007-98	MM, 12 Volt / 65 Amp	MM	85	12	12738N
Perkins 3711HO Diesel		MM, 12 Volt / 75 Amp	MM	85	12	12738N
Perkins 3711HO Diesel		MM, 12 Volt / 85 Amp	MM	85	12	12738N
Perkins Tier II Eng.	All	Lucas , 12 Volt / 100 Amp	MM	120	12	12739N
Fastrac 1135						
Various Engines	2007-94	MM, 12 Volt / 85 Amp	LU	85	12	12737N
JET EDGE - Compressor						
Ultra-Pressure Compressor						
All Engines	1992-85	All	DR	45	24	7297N
JLG - All Models						
Various Models						
Daihatsu Engine	All	Denso 40 amp	ND	40	12	12531N
JOHN DEERE - Agricultural Tractor						
8520						
6 Cyl. 8.18L 499cid	2005-01	Bosch IF/IR 150 Amp	BO	150	12	12880N
1030						
2.7L Diesel	1982-70	Bosch (Opt.)	BO	55	12	13193N
1040						
All Engines	1984-70	Bosch (Opt.)	BO	55	12	13193N
1065						
All Engines	All	Bosch Alt. (Std.)	BO	55	12	13193N
All Engines	1991-82	65 Amp Bosch Alt.	BO	55	12	13193N
1068						
All Engines	All	Bosch Alt. (Std.)	BO	55	12	13193N
All Engines	1991-82	65 Amp Bosch Alt.	BO	55	12	13193N

ALTERNATORS AND GENERATORS

ENGINE	YEAR	APPLICATION	Mfg	Amp	Volt	PART NUMBER
JOHN DEERE - Agricultural Tractor (Cont'd)						
1075						
All Engines	All	Bosch Alt. (Std.)	BO	55	12	13193N
All Engines	1991-82	65 Amp Bosch Alt.	BO	55	12	13193N
1085						
All Engines	All	Bosch Alt. (Std.)	BO	55	12	13193N
All Engines	1991-82	65 Amp Bosch Alt.	BO	55	12	13193N
1120						
All Engines	1982-70	Bosch (Opt.)	BO	55	12	13193N
1130						
All Engines	1982-70	Bosch (Opt.)	BO	55	12	13193N
1140						
All Engines	1982-70	Bosch (Opt.)	BO	55	12	13193N
1350						
All Engines	All	Bosch (Opt.)	BO	55	12	13193N
1445F						
All Engines	All	Bosch (Std.)	BO	55	12	13193N
1550						
All Engines	All	Bosch (Opt.)	BO	95	12	12151N
All Engines		Bosch Alt. (Std.)	BO	120	12	12373N
1630						
All Engines	1982-73	Bosch (Opt.)	BO	55	12	13193N
1640						
All Engines	1982-70	Bosch (Opt.)	BO	55	12	13193N
1745F						
All Engines	All	Bosch (Std.)	BO	55	12	13193N
1750						
All Engines	All	Bosch (Opt.)	BO	55	12	13193N
1830						
All Engines	1982-73	Bosch (Opt.)	BO	55	12	13193N
1840						
All Engines	1982-70	Bosch (Opt.)	BO	55	12	13193N
1845F						
All Engines	All	Bosch (Std.)	BO	55	12	13193N
1850						
All Engines	All	Bosch (Opt.)	BO	55	12	13193N
Built in Spain		Bosch (Opt.)	BO	55	12	13193N
1950						
All Engines	All	Bosch (Opt.)	BO	55	12	13193N
Built in Spain		Bosch (Opt.)	BO	55	12	13193N
2120						
All Engines	1979-70	Bosch (Opt.)	BO	55	12	13193N
2140						
All Engines	1982-74	Bosch (Opt.)	BO	55	12	13193N
2345F						
All Engines	All	Bosch (Std.)	BO	55	12	13193N

ALTERNATORS

ALTERNATORS AND GENERATORS

ENGINE	YEAR	APPLICATION	Mfg	Amp	Volt	PART NUMBER
JOHN DEERE - Agricultural Tractor (Cont'd)						
2440						
4-219 Diesel	1982-76	Motorola (Std.)	MO	37	12	7353N
2450						
All Engines	All	Bosch (Opt.)	BO	55	12	13193N
Built in Spain		Bosch (Opt.)	BO	95	12	12151N
2555						
4-239 Diesel	1992-87	Bosch (Opt.)	BO	95	12	12151N
2630						
4-276 Diesel	1975-74	Motorola (Std.)	MO	37	12	7353N
2650						
All Engines	All	Bosch (Opt.)	BO	55	12	13193N
Built in Spain		Bosch (Opt.)	BO	95	12	12151N
2755						
4-239 Diesel	1992-87	Bosch (Opt.)	BO	95	12	12151N
2840						
6-329 Diesel	1979-77	Bosch (Opt.)	BO	55	12	13193N
2850						
All Engines	All	Bosch (Opt.)	BO	95	12	12151N
Built in Spain		Bosch (Opt.)	BO	95	12	12151N
2855N						
4-239 Diesel	1993-87	Bosch (Opt.)	BO	95	12	12151N
2940						
6-359 Diesel	1984-80	Bosch (Opt.)	BO	55	12	13193N
2955						
6-359 Diesel	1992-87	Bosch (Opt.)	BO	95	12	12151N
3020						
4-240 Gas	1972-69	Delco Alt.	DR	72	12	7186-3N
4-270 Diesel		Delco Alt.	DR	72	12	7186-3N
3030						
All Engines	1982-79	Bosch (Opt.)	BO	55	12	13193N
3040						
All Engines	1984-80	Bosch (Opt.)	BO	55	12	13193N
3050						
All Engines	All	Bosch (Opt.)	BO	95	12	12151N
3130						
6-359 Diesel	1982-79	Bosch (Opt.)	BO	55	12	13193N
3140						
6-359 Diesel	1982-70	Bosch (Opt.)	BO	55	12	13193N
Built in Spain	All	Bosch (Opt.)	BO	55	12	13193N
3150						
6-359 Diesel	1987-85	Bosch (Std.)	BO	55	12	13193N
Built in Spain	All	Bosch (Opt.)	BO	95	12	12151N
3325						
From Ser. #002742	All	Denso System	ND	40	12	12188N

ALTERNATORS

ALTERNATORS AND GENERATORS

ENGINE	YEAR	APPLICATION	Mfg	Amp	Volt	PART NUMBER
JOHN DEERE - Agricultural Tractor (Cont'd)						
3340						
Built in Spain	All	Bosch (Opt.)	BO	55	12	13193N
3350						
All Engines	All	Bosch (Opt.)	BO	55	12	13193N
Built in Spain		Bosch (Opt.)	BO	95	12	12151N
3640						
All Engines	All	Bosch (Opt.)	BO	95	12	12151N
All Engines		Bosch (Std.)	BO	55	12	13193N
3650						
All Engines	All	Bosch (Std.)	BO	95	12	12151N
4020						
360 Gas	1972-71	Delco Alt.	DR	72	12	7186-3N
404 Diesel		Delco Alt.	DR	72	12	7186-3N
All Engines	All	Hitachi System	HI	40	12	12112N
4030						
329 Diesel	1978-77	Upgrade 105 Amp version	DR	105	12	7186-12N-105A
329 Diesel	1978-73	Delco (Opt.)	DR	72	12	7186-3N
329 Diesel		Delco (Std.)	DR	72	12	7186-3N
4040						
6-404 Diesel	1982-81	Denso Alt.	ND	80	12	13143N
6-404 Diesel	1982-78	Delco (Opt.)	DR	72	12	7186-3N
6-404 Diesel		Delco (Std.)	DR	72	12	7186-3N
6-404 Diesel		Upgrade 105 Amp version	DR	105	12	7186-12N-105A
4230						
6-404 Diesel	1978-77	Upgrade 105 Amp version	DR	105	12	7186-12N-105A
6-404 Diesel	1978-73	Delco (Opt.)	DR	72	12	7186-3N
6-404 Diesel		Delco (Std.)	DR	72	12	7186-3N
4240						
6-466 Diesel	1982-81	Denso Alt.	ND	80	12	13143N
6-466 Diesel	1982-78	Delco (Opt.)	DR	72	12	7186-3N
6-466 Diesel		Delco (Std.)	DR	72	12	7186-3N
6-466 Diesel		Upgrade 105 Amp version	DR	105	12	7186-12N-105A
430						
Yanmar 22HP Diesel	1991-84	3TNA72 Engine (#030104-On)	ND	40	12	12188N
4350						
All Engines	All	Denso Alt.	ND	80	12	13143N
4430						
6-404 Diesel	1978-77	Upgrade 105 Amp version	DR	105	12	7186-12N-105A
6-404 Diesel	1978-73	Delco (Opt.)	DR	72	12	7186-3N
6-404 Diesel		Delco (Std.)	DR	72	12	7186-3N
4440						
6-466 Turbo Diesel	1982-81	Denso Alt.	ND	80	12	13143N
6-466 Turbo Diesel	1982-78	Delco (Opt.)	DR	72	12	7186-3N
6-466 Turbo Diesel		Delco (Std.)	DR	72	12	7186-3N
6-466 Turbo Diesel		Upgrade 105 Amp version	DR	105	12	7186-12N-105A
4620						
6-404 Diesel	1973-69	Delco (Opt.)	DR	72	12	7186-3N
6-404 Diesel		Delco (Std.)	DR	72	12	7186-3N

ALTERNATORS

ALTERNATORS AND GENERATORS

ENGINE	YEAR	APPLICATION	Mfg	Amp	Volt	PART NUMBER
JOHN DEERE - Agricultural Tractor (Cont'd)						
4630						
6-404 Diesel	1978-77	Upgrade 105 Amp version	DR	105	12	7186-12N-105A
6-404 Diesel	1978-73	Delco (Opt.)	DR	72	12	7186-3N
6-404 Diesel		Delco (Std.)	DR	72	12	7186-3N
4640						
6-466 AC Diesel	1982-81	Denso Alt.	ND	80	12	13143N
6-466 AC Diesel	1982-78	Delco (Opt.)	DR	72	12	7186-3N
6-466 AC Diesel		Delco (Std.)	DR	72	12	7186-3N
6-466 AC Diesel		Upgrade 105 Amp version	DR	105	12	7186-12N-105A
4840						
6-466 Diesel	1982-79	Delco Alt.	DR	72	12	7186-3N
6-466 Diesel		Denso Alt.	ND	80	12	13143N
6-466 Diesel		Upgrade 105 Amp version	DR	105	12	7186-12N-105A
4975						
6-466 Diesel	1992-89	Denso Alt.	ND	120	12	12066N
5095MH						
John Deere 4.5L 95HP Engine	2008-	Bosch (Std. - w/o Cab)	BO	70	12	12445N
5101EN						
John Deere 4.5L 101HP Engine	2008-	Bosch (Std. - w/o Cab)	BO	70	12	12445N
5103 India Tractor						
All Engines	All	Denso System	ND	40	12	12080N
5103S India Tractor						
All Engines	All	Denso System	ND	40	12	12080N
5203 India Tractor						
All Engines	All	Denso System	ND	40	12	12080N
5215						
All Engines	All	Denso (Std. - w/o Cab)	ND	40	12	12080N
5215F&V						
All Engines	All	Denso (Std. - w/o Cab)	ND	40	12	12080N
5303 India Tractor						
All Engines	All	Denso System	ND	40	12	12080N
5310 India Tractor						
All Engines	All	Denso System	ND	40	12	12080N
5315						
All Engines	All	Denso (Std. - w/o Cab)	ND	40	12	12080N
5315F&V						
All Engines	All	Denso (Std. - w/o Cab)	ND	40	12	12080N
5325N						
JD PowerTech 67HP Engine	All	All	BO	70	12	12445N
5403						
All Engines	All	To Serial #18522	ND	40	24	12353N
5415						
All Engines	All	Denso (Std. - w/o Cab)	ND	40	24	12353N

ALTERNATORS

ALTERNATORS AND GENERATORS

ENGINE	YEAR	APPLICATION	Mfg	Amp	Volt	PART NUMBER
JOHN DEERE - Agricultural Tractor (Cont'd)						
5415 Narrow						
All Engines	All	Denso System	ND	40	24	12353N
5415H						
All Engines	All	Denso System	ND	40	24	12353N
5425N						
JD PowerTech 81HP Engine	All	All	BO	70	12	12445N
5515						
All Engines	All	Denso (Std. - w/o Cab)	ND	40	24	12353N
5515F&V						
All Engines	All	Denso (Std. - w/o Cab)	ND	40	24	12353N
5525N						
JD PowerTech 91HP Engine	All	All	BO	70	12	12445N
5615						
All Engines	All	Denso System	ND	40	24	12353N
5615F&V						
All Engines	All	Denso (Std. - w/o Cab)	ND	40	24	12353N
5715						
All Engines	All	Denso System	ND	40	24	12353N
5715HC						
All Engines	All	Denso System	ND	40	24	12353N
5720						
466 Diesel	1986-82	Delco Alt.	DR	72	12	7186-3N
466 Diesel		Denso Alt.	ND	80	12	13143N
466 Diesel		Upgrade 105 Amp version	DR	105	12	7186-12N-105A
All Engines	All	Bosch (Opt.)	BO	120	12	12370N
All Engines		Bosch (Std.)	BO	90	12	12379N
5820						
619 Diesel	1986-82	Delco Alt.	DR	72	12	7186-3N
619 Diesel		Denso Alt.	ND	80	12	13143N
619 Diesel		Upgrade 105 Amp version	DR	105	12	7186-12N-105A
All Engines	All	Bosch (Opt.)	BO	120	12	12370N
All Engines		Bosch (Std.)	BO	90	12	12379N
6010						
All Engines	All	Bosch (Opt.)	BO	120	12	12370N
All Engines		Bosch (Std.)	BO	90	12	12379N
6020						
All Engines	All	Bosch (Std.)	BO	90	12	12379N
6030						
6-531 Diesel	1977-70	Delco (Opt.)	DR	72	12	7186-3N
6-531 Diesel		Delco (Std.)	DR	72	12	7186-3N
6110L						
All Engines	All	Bosch (Std.)	BO	90	12	12379N
6120L						
All Engines	All	Bosch (Std.)	BO	90	12	12379N

ALTERNATORS

ALTERNATORS AND GENERATORS

ENGINE	YEAR	APPLICATION	Mfg	Amp	Volt	PART NUMBER
JOHN DEERE - Agricultural Tractor (Cont'd)						
6200						
4-239 Diesel	1993-	Bosch (Opt.)	BO	95	12	12151N
4-239 Diesel		Opt. Delco CS130D replacement	DR	140	12	12168N-DR
6205						
All Engines	All	Bosch (Std.)	BO	90	12	12379N
6210L						
All Engines	All	Bosch (Std.)	BO	90	12	12379N
6220L						
All Engines	All	Bosch (Std.)	BO	90	12	12379N
6300						
4-239 Diesel	1993-	Bosch (Opt.)	BO	95	12	12151N
4-239 Diesel		Opt. Delco CS130D replacement	DR	140	12	12168N-DR
6310L						
All Engines	All	Bosch (Std.)	BO	90	12	12379N
6310S						
All Engines	All	Bosch (Opt.)	BO	120	12	12370N
All Engines		Bosch (Std.)	BO	90	12	12379N
6320L						
All Engines	All	Bosch (Opt.)	BO	120	12	12370N
All Engines		Bosch (Std.)	BO	90	12	12379N
6400						
4-276 Diesel	1993-	Bosch (Opt.)	BO	95	12	12151N
4-276 Diesel		Opt. Delco CS130D replacement	DR	140	12	12168N-DR
6400SP						
All Engines	All	Bosch (Std.)	BO	65	12	12161N
6410L						
All Engines	All	Bosch (Std.)	BO	90	12	12379N
6410S						
All Engines	All	Bosch (Opt.)	BO	120	12	12370N
All Engines		Bosch (Std.)	BO	90	12	12379N
6420L						
All Engines	All	Bosch (Opt.)	BO	120	12	12370N
All Engines		Bosch (Std.)	BO	90	12	12379N
6500						
All Engines	1995-	Bosch (Std.)	BO	95	12	12145N
All Engines	1993-	Bosch (Opt.)	BO	95	12	12151N
All Engines		Opt. Delco CS130D replacement	DR	140	12	12168N-DR
6505						
All Engines	All	Bosch (Std.)	BO	90	12	12379N
6506						
All Engines	All	Bosch (Std.)	BO	95	12	12151N
All Engines		Opt. Delco CS130D replacement	DR	140	12	12168N-DR
6510L						
All Engines	All	Bosch (Std.)	BO	90	12	12379N
6510S						
All Engines	All	Bosch (Opt.)	BO	120	12	12370N
All Engines		Bosch (Std.)	BO	90	12	12379N

ALTERNATORS

ALTERNATORS AND GENERATORS

ENGINE	YEAR	APPLICATION	Mfg	Amp	Volt	PART NUMBER
JOHN DEERE - Agricultural Tractor (Cont'd)						
6515						
All Engines	All	Bosch (Std.)	BO	90	12	12379N
6520L						
All Engines	All	Bosch (Opt.)	BO	120	12	12370N
All Engines		Bosch (Std.)	BO	90	12	12379N
7020						
404 Turbo Diesel	1975-71	Delco Alt. (Opt.)	DR	72	12	7186-3N
404 Turbo Diesel		Delco Alt. (Std.)	DR	72	12	7186-3N
7130						
6-414 Diesel	All	Std. 90 Amp Bosch	BO	90	12	12780N
7130 Premium						
6-414 Diesel	All	Opt. 150A Bosch	BO	150	12	12782N
6-414 Diesel		Std. 120 Amp Bosch	BO	120	12	12781N
7200						
All Engines	All	Opt. Delco CS130D replacement	DR	140	12	12168N-DR
Yanmar 26.4HP Diesel		Denso System	ND	40	12	12188N
7230						
6-414 Diesel	All	Std. 90 Amp Bosch	BO	90	12	12780N
7230 Premium						
6-414 Diesel	All	Opt. 150A Bosch	BO	150	12	12782N
6-414 Diesel		Std. 120 Amp Bosch	BO	120	12	12781N
7330						
6-414 Diesel	All	Opt. 150A Bosch	BO	150	12	12782N
6-414 Diesel		Std. 120 Amp Bosch	BO	120	12	12781N
7330 Premium						
6-414 Diesel	All	Opt. 150A Bosch	BO	150	12	12782N
6-414 Diesel		Std. 120 Amp Bosch	BO	120	12	12781N
7400						
All Engines	All	Opt. Delco CS130D replacement	DR	140	12	12168N-DR
7405						
All Engines	All	Bosch (Std.)	BO	65	12	12161N
7500						
All Engines	All	Bosch (Std.)	BO	65	12	12161N
All Engines		Opt. Delco CS130D replacement	DR	140	12	12168N-DR
7600						
6-414 Diesel	1993-	Denso (Std. - w/Cab)	ND	140	12	12195N
7630						
6-414 Diesel	All	Std. 200 Amp Bosch	BO	200	12	12795N
7700						
404 Diesel	1982-70	Motorola (Opt.)	MO	90	12	8045N
6-414 Diesel	1993-	Denso (Std. - w/Cab)	ND	140	12	12195N
All Engines	All	Opt. Delco CS130D replacement	DR	140	12	12168N-DR
7730						
6-414 Diesel	All	Std. 200 Amp Bosch	BO	200	12	12795N
7815						
6068 Diesel	All	Denso System	ND	150	12	12660R

ALTERNATORS

ALTERNATORS AND GENERATORS

ENGINE	YEAR	APPLICATION	Mfg	Amp	Volt	PART NUMBER
JOHN DEERE - Agricultural Tractor (Cont'd)						
7820						
6068 Diesel	All	Denso System	ND	150	12	12660R
6081 Diesel		Denso System	ND	150	12	12660R
7830						
6-414 Diesel	All	Std. 200 Amp Bosch	BO	200	12	12795N
7920						
6081 Diesel	All	Denso System	ND	150	12	12660R
7930						
6-414 Diesel	All	Std. 200 Amp Bosch	BO	200	12	12795N
8130						
6-548 Diesel	All	Std. 200 Amp Bosch	BO	200	12	12795N
8230						
6-548 Diesel	All	Std. 200 Amp Bosch	BO	200	12	12795N
8330						
6-548 Diesel	All	Std. 200 Amp Bosch	BO	200	12	12795N
8430						
6-466 Diesel	1978-77	Upgrade 105 Amp version	DR	105	12	7186-12N-105A
6-466 Diesel	1978-75	Delco Alt.	DR	72	12	7186-3N
6-548 Diesel	All	Std. 200 Amp Bosch	BO	200	12	12795N
8440						
6-466 Diesel	1982-79	Denso Alt.	ND	80	12	13143N
8520T						
6 Cyl. 8.18L 499cid	2005-02	Bosch IF/IR 150 Amp	BO	150	12	12880N
8530						
6-548 Diesel	2009-05	Std. 200 Amp Bosch	BO	200	12	12795N
8560						
6-466 Diesel	1992-88	Denso Alt.	ND	120	12	12066N
8630						
6-619 Diesel	1980-78	Denso Alt.	ND	80	12	13143N
6-619 Diesel	1978-77	Upgrade 105 Amp version	DR	105	12	7186-12N-105A
6-619 Diesel	1978-75	Delco Alt.	DR	72	12	7186-3N
8640						
6-619 Diesel	1982-79	Denso Alt.	ND	80	12	13143N
8760						
6-619 Diesel	1992-88	Denso Alt.	ND	120	12	12066N
8960						
Cummins N-855	1993-88	Denso Alt.	ND	120	12	12066N
9120						
All Engines	All	Serial #11283-On	ND	150	12	12660R
All Engines		To Serial #11282	ND	140	12	12195N
9220						
6 Cyl. 12.54L 765cid	2007-01	Serial #11175-On	ND	150	12	12660R
6 Cyl. 12.54L 765cid		To Serial #11174	ND	140	12	12195N
932						
All Engines	1980-	Bosch Alt.	BO	55	12	13193N

ALTERNATORS AND GENERATORS

ENGINE	YEAR	APPLICATION	Mfg	Amp	Volt	PART NUMBER
JOHN DEERE - Agricultural Tractor (Cont'd)						
9320						
6 Cyl. 12.54L 765cid	2007-01	Serial #11175-On	ND	150	12	12660R
6 Cyl. 12.54L 765cid		To Serial #11174	ND	140	12	12195N
940						
All Engines	1984-80	Bosch Alt.	BO	55	12	13193N
942						
All Engines	1980-	Bosch Alt.	BO	55	12	13193N
9420						
6 Cyl. 12.54L 765cid	2007-01	Serial #11175-On	ND	150	12	12660R
6 Cyl. 12.54L 765cid		To Serial #11174	ND	140	12	12195N
952						
All Engines	All	Bosch Alt. (Opt.)	BO	55	12	13193N
All Engines	1981-	Bosch Alt.	BO	55	12	13193N
9520						
6 Cyl. 12.54L 765cid	2007-01	To Serial #11174	ND	140	12	12195N
9530						
6-824 Diesel	All	Bosch	BO	200	12	12795N
9620						
6 Cyl. 12.54L 765cid	2007-04	Denso System	ND	150	12	12660R
965						
All Engines	All	Bosch Alt. (Opt.)	BO	55	12	13193N
All Engines	1983-81	Bosch Alt.	BO	55	12	13193N
968						
All Engines	All	Bosch Alt. (Opt.)	BO	55	12	13193N
All Engines	1983-81	Bosch Alt.	BO	55	12	13193N
975						
All Engines	All	Bosch Alt. (Opt.)	BO	55	12	13193N
All Engines	1983-81	Bosch Alt.	BO	55	12	13193N
2150						
3-179 Diesel	1987-82	Bosch (Opt.)	BO	55	12	13193N
All Engines	1986-83	Bosch (Opt.)	BO	55	12	13193N
All Engines		Delco Alt.	DR	72	12	7186-3N
2255						
3-179 Diesel	1987-83	Bosch (Opt.)	BO	55	12	13193N
2350						
4-239 Diesel	1986-83	Bosch (Opt.)	BO	55	12	13193N
2550						
4-239 Diesel	1987-82	Bosch (Opt.)	BO	55	12	13193N
2750						
4-239 Diesel	1986-83	Bosch (Opt.)	BO	55	12	13193N
2950						
6-359 Diesel	1986-83	Bosch (Opt.)	BO	55	12	13193N
3120						
All Engines	1977-70	Bosch (Opt.)	BO	55	12	13193N
Yanmar 29.5HP Diesel	All	Denso 40 Amp Alternator	ND	40	12	12356N

ALTERNATORS

ALTERNATORS AND GENERATORS

ENGINE	YEAR	APPLICATION	Mfg	Amp	Volt	PART NUMBER
JOHN DEERE - Agricultural Tractor (Cont'd)						
3320						
Yanmar 32.8HP Diesel	2009-05	Denso 40 Amp Alternator	ND	40	12	12356N
3520						
Yanmar 37.1HP Diesel	2005	Denso 40 Amp Alternator	ND	40	12	12356N
3720						
Yanmar 44HP Diesel	2005	Denso 40 Amp Alternator	ND	40	12	12356N
4010						
Yanmar 18.5HP Diesel	2005-02	Denso 40 Amp Alternator	ND	40	12	12188N
4050						
6-359 Diesel	1988-83	Denso Alt.	ND	80	12	13143N
6-466 Diesel		Delco Alt.	DR	72	12	7186-3N
6-466 Diesel		Denso Alt.	ND	80	12	13143N
6-466 Diesel		Upgrade 105 Amp version	DR	105	12	7186-12N-105A
4055						
6-466 Diesel	1992-89	Denso Alt.	ND	120	12	12066N
4110						
Yanmar 20HP Diesel	2005-02	Denso 40 Amp Alternator	ND	40	12	12188N
4120						
JD 4024T 43HP Diesel	2009-04	All	BO	70	12	12445N
4200						
3 Cyl. Diesel	2007-98	w/ Denso 60A	ND	60	12	12651N
Yanmar 26HP Diesel	1999-	Denso 40 Amp Alternator	ND	40	12	12356N
4210						
Yanmar 28HP Diesel	2005-02	Denso 40 Amp Alternator	ND	40	12	12356N
Yanmar 3TNE82A Diesel	2000	w/ Denso 60A	ND	60	12	12651N
Yanmar 4TNV88 Diesel	2006-01	w/ Denso 60A	ND	60	12	12651N
4250						
6-466 Diesel	1988-83	Delco Alt.	DR	72	12	7186-3N
6-466 Diesel		Denso Alt.	ND	80	12	13143N
6-466 Diesel		Upgrade 105 Amp version	DR	105	12	7186-12N-105A
4255						
6-466 Diesel	1992-89	Denso Alt.	ND	120	12	12066N
4300						
Yanmar 32HP Diesel	1999-	Denso 40 Amp Alternator	ND	40	12	12356N
Yanmar 3TNE84 Diesel	2007-98	w/ Denso 60A	ND	60	12	12651N
4310						
Yanmar 32HP Diesel	2004-02	Denso 40 Amp Alternator	ND	40	12	12356N
Yanmar 3TNE84 Diesel	2006-00	w/ Denso 60A	ND	60	12	12651N
4320						
6-404 Diesel	1973-69	Delco Alt.	DR	72	12	7186-3N
JD 4024T 48HP Diesel	2009-04	All	BO	70	12	12445N
4400						
329 Diesel	1982-70	Motorola (Opt.)	MO	90	12	8045N
Yanmar 35HP Diesel	1999-	Denso 40 Amp Alternator	ND	40	12	12356N
Yanmar 3TNE88 Diesel	2007-98	w/ Denso 60A	ND	60	12	12651N
4410						
Yanmar 35HP Diesel	2004-02	Denso 40 Amp Alternator	ND	40	12	12356N

ALTERNATORS

ALTERNATORS AND GENERATORS

ENGINE	YEAR	APPLICATION	Mfg	Amp	Volt	PART NUMBER
JOHN DEERE - Agricultural Tractor (Cont'd)						
4410 (Cont'd)						
Yanmar 3TNE88 Diesel	2006-00	w/ Denso 60A	ND	60	12	12651N
4450						
6-466 Diesel	1990-83	Delco Alt.	DR	72	12	7186-3N
6-466 Diesel		Denso Alt.	ND	80	12	13143N
6-466 Diesel		Upgrade 105 Amp version	DR	105	12	7186-12N-105A
4455						
6-466 Diesel	1992-89	Denso Alt.	ND	120	12	12066N
4500						
Yanmar 39HP Diesel	1999-	Denso 40 Amp Alternator	ND	40	12	12356N
Yanmar 3TNE88 Diesel	2007-98	w/ Denso 60A	ND	60	12	12651N
4510						
Yanmar 39HP Diesel	2004-02	Denso 40 Amp Alternator	ND	40	12	12356N
Yanmar 4TNE84 Diesel	2006-00	w/ Denso 60A	ND	60	12	12651N
4520						
JD 4024T 60HP Diesel	2009-04	All	BO	70	12	12445N
4555						
6-466 Diesel	1992-89	Denso Alt.	ND	120	12	12066N
4560						
6-466 Diesel	1994-92	Denso Alt.	ND	120	12	12066N
4600						
Yanmar 43HP Diesel	1999-	Denso 40 Amp Alternator	ND	40	12	12356N
Yanmar 4TNE88 Diesel	2007-98	w/ Denso 60A	ND	60	12	12651N
4610						
Yanmar 44HP Diesel	2004-02	Denso 40 Amp Alternator	ND	40	12	12356N
Yanmar 4TNE84 Diesel	2007-02	w/ Denso 60A	ND	60	12	12651N
4650						
6-466 Diesel	1988-83	Delco Alt.	DR	72	12	7186-3N
6-466 Diesel		Denso Alt.	ND	80	12	13143N
6-466 Diesel		Upgrade 105 Amp version	DR	105	12	7186-12N-105A
4700						
4 Cyl. 2.19L 134cid	2000-99	Denso Alt.	ND	140	12	12195N
Yanmar 48HP Diesel	2000-	Denso 40 Amp Alternator	ND	40	12	12356N
Yanmar 4TNE88 Diesel	2007-98	w/ Denso 60A	ND	60	12	12651N
4710						
4 Cyl. 2.19L 134cid	2004-01	Denso Alt.	ND	140	12	12195N
Yanmar 48HP Diesel	2004-02	Denso 40 Amp Alternator	ND	40	12	12356N
Yanmar 4TNE88 Diesel	2007-02	w/ Denso 60A	ND	60	12	12651N
4720						
4 Cyl. 2.44L 149cid	2009-04	Denso Alt.	ND	150	12	12660R
JD 4024T 66HP Diesel		Bosch 70 Amp Alternator	BO	70	12	12445N
4755						
6-466 Diesel	1992-89	Denso Alt.	ND	120	12	12066N
4760						
6-466 Diesel	1994-92	Denso Alt.	ND	120	12	12066N
4850						
6-466 Diesel	1988-83	Delco Alt.	DR	72	12	7186-3N

ALTERNATORS

ALTERNATORS AND GENERATORS

ENGINE	YEAR	APPLICATION	Mfg	Amp	Volt	PART NUMBER
JOHN DEERE - Agricultural Tractor (Cont'd)						
4850 (Cont'd)						
6-466 Diesel		Denso Alt.	ND	80	12	13143N
6-466 Diesel		Upgrade 105 Amp version	DR	105	12	7186-12N-105A
4955						
6-466 Diesel	1992-89	Denso Alt.	ND	120	12	12066N
4960						
6-466 Diesel	1994-92	Denso Alt.	ND	120	12	12066N
510						
All Engines	1992-87	Motorola (Std.)	MO	65	12	8047N
5200						
3-179 Diesel	1998-92	Denso Alt.	ND	40	12	12080N
404 Diesel	1977-74	Delco (Opt.)	DR	72	12	7186-3N
404 Diesel		Delco (Std.)	DR	72	12	7186-3N
5210						
JD Powertech 2.9L Diesel	2000-98	Denso Alt. (Std. w/o Cab)	ND	40	12	12080N
5220						
JD Powertech 2.9L Diesel	2004-01	Denso Alt. (Std. w/o Cab)	ND	40	12	12080N
5225						
JD PowerTech 56HP Engine	2009-04	All	BO	70	12	12445N
5300						
3-179 Diesel	1998-92	Denso Alt.	ND	40	12	12080N
5310						
JD Powertech 2.9L Diesel	2000-98	Denso Alt. (Std. w/o Cab)	ND	40	12	12080N
5320						
JD Powertech 2.9L Diesel	2004-01	Denso Alt. (Std. w/o Cab)	ND	40	12	12080N
5325						
JD PowerTech 67HP Engine	2009-04	All	BO	70	12	12445N
5400						
3-179 Diesel	1998-82	Denso Alt. (Std. w/o Cab)	ND	40	12	12080N
531 Diesel	1977-74	Delco (Opt.)	DR	72	12	7186-3N
531 Diesel		Delco (Std.)	DR	72	12	7186-3N
5410						
JD Powertech 4.5L Diesel	2000-98	Denso Alt. (Std. w/o Cab)	ND	40	24	12353N
5420						
4 Cyl. 4.52L 273cid	2004-01	Delco (Std.)	DR	72	12	7186-3N
4 Cyl. 4.52L 273cid		Upgrade 105 Amp version	DR	105	12	7186-12N-105A
JD Powertech 4.5L Diesel		Denso Alt. (Std. w/o Cab)	ND	40	24	12353N
5425						
JD PowerTech 81HP Engine	2009-04	All	BO	70	12	12445N

ALTERNATORS AND GENERATORS

ENGINE	YEAR	APPLICATION	Mfg	Amp	Volt	PART NUMBER
JOHN DEERE - Agricultural Tractor (Cont'd)						
5500						
4-239 Diesel	1998-96	Denso Alt. (Std. w/o Cab)	ND	40	12	12080N
5510						
All Engines	All	Denso (Std. - w/o Cab)	ND	40	24	12353N
JD Powertech 4.5L Diesel	2000-98	Denso Alt. (Std. w/o Cab)	ND	40	24	12353N
5520						
JD Powertech 4.5L Diesel	2004-01	Denso Alt. (Std. w/o Cab)	ND	40	24	12353N
5525						
JD PowerTech 91HP Engine	2009-04	All	BO	70	12	12445N
5620						
4 Cyl. 4.52L 273cid	2009-06	Bosch (Opt.)	BO	120	12	12370N
4 Cyl. 4.52L 273cid		Bosch (Std.)	BO	90	12	12379N
6100						
4-239 Diesel	1993-	Bosch (Opt.)	BO	95	12	12151N
4-239 Diesel		Opt. Delco CS130D replacement	DR	140	12	12168N-DR
All Engines	All	Bosch (Std.)	BO	95	12	12159N
6110						
4 Cyl. 4.52L 273cid	2001-98	Bosch (Opt.)	BO	120	12	12370N
4 Cyl. 4.52L 273cid		Bosch (Std.)	BO	90	12	12379N
6120						
4 Cyl. 4.52L 273cid	2005-02	Bosch (Opt.)	BO	120	12	12370N
4 Cyl. 4.52L 273cid		Bosch (Std.)	BO	90	12	12379N
6210						
4 Cyl. 4.52L 273cid	2001-98	Bosch (Opt.)	BO	120	12	12370N
4 Cyl. 4.52L 273cid		Bosch (Std.)	BO	90	12	12379N
6215						
4 Cyl. 4.52L 273cid	2005-02	Bosch (Std.)	BO	90	12	12379N
6220						
4 Cyl. 4.52L 273cid	2005-02	Bosch (Opt.)	BO	120	12	12370N
4 Cyl. 4.52L 273cid		Bosch (Std.)	BO	90	12	12379N
6310						
4 Cyl. 4.52L 273cid	2001-98	Bosch (Opt.)	BO	120	12	12370N
4 Cyl. 4.52L 273cid		Bosch (Std.)	BO	90	12	12379N
6320						
4 Cyl. 4.52L 273cid	2005-02	Bosch (Opt.)	BO	120	12	12370N
4 Cyl. 4.52L 273cid		Bosch (Std.)	BO	90	12	12379N
6405						
4 Cyl. 4.52L 273cid	2001-98	Bosch (Std.)	BO	90	12	12379N
6410						
4 Cyl. 4.52L 273cid	2001-98	Bosch (Opt.)	BO	120	12	12370N
4 Cyl. 4.52L 273cid		Bosch (Std.)	BO	90	12	12379N
6415						
4 Cyl. 4.52L 273cid	2005-02	Bosch (Std.)	BO	90	12	12379N

ALTERNATORS

ALTERNATORS AND GENERATORS

ENGINE	YEAR	APPLICATION	Mfg	Amp	Volt	PART NUMBER
JOHN DEERE - Agricultural Tractor (Cont'd)						
6420						
4 Cyl. 4.52L 273cid	2005-02	Bosch (Opt.)	BO	120	12	12370N
4 Cyl. 4.52L 273cid		Bosch (Std.)	BO	90	12	12379N
6510						
4 Cyl. 4.52L 273cid	2001-98	Bosch (Opt.)	BO	120	12	12370N
4 Cyl. 4.52L 273cid		Bosch (Std.)	BO	90	12	12379N
6520						
4 Cyl. 4.52L 273cid	2005-02	Bosch (Opt.)	BO	120	12	12370N
4 Cyl. 4.52L 273cid		Bosch (Std.)	BO	90	12	12379N
655						
All Engines	1981	Std. Delco Alt.	DR	40	24	7176N
Yanmar Engines	1995-93	From Ser. #025202	ND	40	12	12188N
6600						
329 Diesel	1977-73	Motorola (Opt.)	MO	90	12	8045N
404 Diesel	1982-78	Motorola (Opt.)	MO	90	12	8045N
6 Cyl. 5.87L 355cid	1998-92	Bosch (Std.)	BO	95	12	12151N
6 Cyl. 5.87L 355cid		Opt. Delco CS130D replacement	DR	140	12	12168N-DR
6605						
6 Cyl. 6.78L 410cid	2001-98	Bosch (Std.)	BO	95	12	12151N
6615						
6 Cyl. 6.78L 410cid	2005-02	Bosch (Std.)	BO	90	12	12379N
6620						
466 Diesel	1988-79	All	MO	90	12	8045N
6 Cyl. 6.78L 410cid	2005-02	Bosch (Opt.)	BO	120	12	12370N
6 Cyl. 6.78L 410cid		Bosch (Std.)	BO	90	12	12379N
6715						
6 Cyl. 6.78L 410cid	2005-02	Bosch (Std.)	BO	90	12	12379N
6800						
All Engines	All	Bosch (Std.)	BO	95	12	12151N
All Engines		Opt. Delco CS130D replacement	DR	140	12	12168N-DR
6820						
6 Cyl. 6.78L 410cid	2005-02	Bosch (Opt.)	BO	120	12	12370N
6 Cyl. 6.78L 410cid		Bosch (Std.)	BO	90	12	12379N
6900						
All Engines	All	Bosch (Std.)	BO	95	12	12151N
All Engines		Opt. Delco CS130D replacement	DR	140	12	12168N-DR
6920						
6 Cyl. 6.78L 410cid	2005-02	Bosch (Opt.)	BO	120	12	12370N
6 Cyl. 6.78L 410cid		Bosch (Std.)	BO	90	12	12379N
7220						
6 Cyl. 6.78L 410cid	2006-02	Bosch (Opt.)	BO	150	12	12381N
6 Cyl. 6.78L 410cid		Bosch (Std.)	BO	120	12	12370N
7320						
6 Cyl. 6.78L 410cid	2006-02	Bosch (Opt.)	BO	150	12	12381N
6 Cyl. 6.78L 410cid		Bosch (Std.)	BO	120	12	12370N
7420						
All Engines	1994-	Bosch (Opt.)	BO	120	12	12370N
All Engines		Bosch (Std.)	BO	90	12	12379N

ALTERNATORS AND GENERATORS

ENGINE	YEAR	APPLICATION	Mfg	Amp	Volt	PART NUMBER
JOHN DEERE - Agricultural Tractor (Cont'd)						
7430 Premium						
6-414 Diesel	2009-08	Opt. 150A Bosch	BO	150	12	12782N
6-414 Diesel		Std. 120 Amp Bosch	BO	120	12	12781N
7520						
6-531 Diesel	1975-71	Delco (Opt.)	DR	72	12	7186-3N
6-531 Diesel		Delco (Std.)	DR	72	12	7186-3N
All Engines	1994-	Bosch (Opt.)	BO	120	12	12370N
All Engines		Bosch (Std.)	BO	90	12	12379N
7530 Premium						
6-414 Diesel	2009	Opt. 150A Bosch	BO	150	12	12782N
6-414 Diesel		Std. 120 Amp Bosch	BO	120	12	12781N
755						
All Engines	1981-76	Std. Delco Alt.	DR	40	24	7176N
Yanmar 3T72	1995-93	From Ser. #0030104	ND	40	12	12188N
7610						
6-414 Diesel	2003-96	Denso (Opt.)	ND	140	12	12195N
7710						
6-466 Diesel	2001-96	Denso (Opt.)	ND	140	12	12195N
7800						
6 Cyl. 7.67L 468cid	1995-92	Opt. Delco CS130D replacement	DR	140	12	12168N-DR
6-466 Diesel	1995-93	Denso (Std. - w/Cab)	ND	140	12	12195N
7810						
6-466 Diesel	2001-96	Denso (Opt.)	ND	140	12	12195N
8100						
6-466 Diesel	1994-	Denso (Std.)	ND	140	12	12195N
8100T						
6-466 Diesel	1997-	Denso (Std.)	ND	140	12	12195N
8110						
6 Cyl. 8.18L 499cid	2001-99	Denso (Std.)	ND	140	12	12195N
8110T						
6 Cyl. 8.18L 499cid	2001-99	Denso (Std.)	ND	140	12	12195N
8200						
6-466 Diesel	1994-	Denso (Std.)	ND	140	12	12195N
8200T						
6-466 Diesel	1997-	Denso (Std.)	ND	140	12	12195N
8210						
6 Cyl. 8.18L 499cid	2001-99	Denso (Std.)	ND	140	12	12195N
8210T						
6 Cyl. 8.18L 499cid	2001-99	Denso (Std.)	ND	140	12	12195N
8230T						
6-548 Diesel	2009-05	Std. 200 Amp Bosch	BO	200	12	12795N
8300						
6-466 Diesel	1994-	Denso (Std.)	ND	140	12	12195N
8300T						
6-466 Diesel	1997-	Denso (Std.)	ND	140	12	12195N

ALTERNATORS

ALTERNATORS AND GENERATORS

ENGINE	YEAR	APPLICATION	Mfg	Amp	Volt	PART NUMBER
JOHN DEERE - Agricultural Tractor (Cont'd)						
8310						
6 Cyl. 8.18L 499cid	2001-99	Denso (Std.)	ND	140	12	12195N
8310T						
6 Cyl. 8.18L 499cid	2001-99	Denso (Std.)	ND	140	12	12195N
8330T						
6-548 Diesel	2009-05	Std. 200 Amp Bosch	BO	200	12	12795N
8400						
6-466 Diesel	1994-	Denso (Std.)	ND	140	12	12195N
8400T						
6-466 Diesel	1997-	Denso (Std.)	ND	140	12	12195N
8410						
6 Cyl. 8.18L 499cid	2001-99	Denso (Std.)	ND	140	12	12195N
8410T						
6 Cyl. 8.18L 499cid	2001-99	Denso (Std.)	ND	140	12	12195N
8420T						
All Engines	All	Bosch IF/IR 150 Amp	BO	150	12	12880N
8430T						
6-548 Diesel	2009-05	Std. 200 Amp Bosch	BO	200	12	12795N
855						
All Engines	1981-79	Std. Delco Alt.	DR	40	24	7176N
Yanmar 3T72	1995	From Ser. #009849	ND	40	12	12188N
8570						
6-466 Diesel	1993-	Denso Alt.	ND	120	12	12066N
8770						
6-619 Diesel	1993-	Denso Alt.	ND	120	12	12066N
8870						
6-619 Diesel	1993-	Denso Alt.	ND	120	12	12066N
8970						
Cummins N-885	1993-	Denso Alt.	ND	120	12	12066N
9100						
6-643 Diesel	1997-	Denso Alt.	ND	140	12	12195N
9200						
6-643 Diesel	1997-	Denso Alt.	ND	140	12	12195N
9300						
6-360 Diesel	1997-	Denso Alt.	ND	140	12	12195N
9300T						
All Engines	1997-	Denso Alt.	ND	140	12	12195N
9320T						
6 Cyl. 12.54L 765cid	2007-01	Serial #902186-On	ND	150	12	12660R
6 Cyl. 12.54L 765cid		To Serial #902185	ND	140	12	12195N
9330						
6-824 Diesel	2009-07	Bosch	BO	200	12	12795N
9400						
359 Diesel	1993-89	Bosch Alt.	BO	95	12	12145N

ALTERNATORS

ALTERNATORS AND GENERATORS

ENGINE	YEAR	APPLICATION	Mfg	Amp	Volt	PART NUMBER
JOHN DEERE - Agricultural Tractor (Cont'd)						
9400 (Cont'd)						
359 Diesel		Motorola Alt.	MO	90	12	8045N
466 Diesel		Bosch Alt.	BO	95	12	12145N
466 Diesel		Motorola Alt.	MO	90	12	8045N
6-765 Diesel	1997-	Denso Alt.	ND	140	12	12195N
9400T						
All Engines	1997-	Denso Alt.	ND	140	12	12195N
9420T						
6 Cyl. 12.54L 765cid	2007-01	Serial #902186-On	ND	150	12	12660R
6 Cyl. 12.54L 765cid		To Serial #902185	ND	140	12	12195N
9430						
6-824 Diesel	2009-07	Bosch	BO	200	12	12795N
9430T						
6-824 Diesel	2009-07	Bosch	BO	200	12	12795N
9520T						
6 Cyl. 12.54L 765cid	2007-02	Serial #902186-On	ND	150	12	12660R
6 Cyl. 12.54L 765cid	2007-01	To Serial #902185	ND	140	12	12195N
9530T						
6-824 Diesel	2009-07	Bosch	BO	200	12	12795N
955						
All Engines	All	Bosch Alt. (Opt.)	BO	55	12	13193N
All Engines	1983-81	Bosch Alt.	BO	55	12	13193N
Yanmar Diesel	1995-90	From Ser. #009849	ND	40	12	12188N
9620T						
6 Cyl. 12.54L 765cid	2007-04	Denso System	ND	150	12	12660R
9630						
6-824 Diesel	2009-07	Bosch	BO	200	12	12795N
9630T						
6-824 Diesel	2009-07	Bosch	BO	200	12	12795N
JOHN DEERE - Articulated Dump Truck						
250D						
6-549 Diesel	All	Bosch Alt. (To SN 599285)	BO	80	24	12157N
6-549 Diesel	0000	w/Bosch Alt. (SN 599286-On)	BO	80	24	12599N
JOHN DEERE - Articulated Truck						
300D Articulated Truck						
J.Deere 6090, 9.0L	2006-97	BO. / 80 Amp	BO	80	24	12599N
350D Series II						
Mercedes OM501LA, 12.0L	2006-97	Bosch ,Ext. Fan, 24v / 100A	BO	100	24	12388N
Mercedes OM501LA, 12.0L		Iskra, 24v / 100A	BO	100	24	12388N
400D Series II						
Mercedes OM501LA, 12.0L	2006-97	Bosch ,Ext. Fan, 24v / 100A	BO	100	24	12388N
Mercedes OM501LA, 12.0L		Iskra, 24v / 100A	BO	100	24	12388N

ALTERNATORS

ALTERNATORS AND GENERATORS

ENGINE	YEAR	APPLICATION	Mfg	Amp	Volt	PART NUMBER
JOHN DEERE - Backhoe						
210C						
All Engines	1992-87	Bosch Alt.	BO	95	12	12145N
All Engines		Motorola Alt.	MO	65	12	8047N
300D						
4039 Diesel	1990-	Delco Alt.	DR	72	12	7186-3N
6-549 Diesel	All	Bosch Alt. (To SN 599285)	BO	80	24	12157N
300D Backhoe						
6-549 Diesel	0000	w/Bosch Alt. (SN 599286-On)	BO	80	24	12599N
310E						
All Engines	1995-	Bosch (Std.)	BO	95	12	12159N
310G						
73HP Diesel	1999-	Bosch (Opt.)	BO	95	12	12159N
73HP Diesel		Bosch (Std.)	BO	65	12	12161N
310SE						
All Engines	1995-	Bosch (Std.)	BO	95	12	12159N
310SG						
85HP Diesel	1999-	Bosch (Opt.)	BO	95	12	12159N
85HP Diesel		Bosch (Std.)	BO	65	12	12161N
315C						
All Engines	1992-87	Bosch Alt.	BO	95	12	12145N
All Engines		Delco Alt.	DR	72	12	7186-3N
All Engines		Motorola (Opt.)	MO	65	12	8047N
315SG						
85HP Diesel	1999-	Bosch (Opt.)	BO	95	12	12159N
85HP Diesel		Bosch (Std.)	BO	65	12	12161N
410E						
All Engines	1996-	Bosch (Opt.)	BO	95	12	12159N
All Engines		Bosch (Std.)	BO	65	12	12161N
410G						
92HP Diesel	1996-	Bosch (Opt.)	BO	95	12	12159N
92HP Diesel		Bosch (Std.)	BO	65	12	12161N
610B						
All Engines	1986-83	Motorola (Opt.)	MO	65	12	8047N
710G						
118HP Diesel	1996-	Bosch (Opt.)	BO	95	12	12159N
118HP Diesel		Bosch (Std.)	BO	65	12	12161N
JOHN DEERE - Baler						
425 Hay Cuber						
DD 6V-71	1974	Alternator	DR	72	12	7186-3N
JOHN DEERE - Chainsaw						
300						
All Engines	1975-65	Motorola (Std.)	MO	37	12	7353N

ALTERNATORS

ALTERNATORS AND GENERATORS

ENGINE	YEAR	APPLICATION	Mfg	Amp	Volt	PART NUMBER
JOHN DEERE - Combine						
1032						
All Engines	All	Bosch Alt. (Std.)	BO	55	12	13193N
1042						
All Engines	All	Bosch Alt. (Std.)	BO	55	12	13193N
1052						
All Engines	All	Bosch Alt. (Std.)	BO	55	12	13193N
1055						
All Engines	All	Bosch Alt. (Std.)	BO	55	12	13193N
1072						
All Engines	All	Bosch Alt. (Std.)	BO	55	12	13193N
1133						
All Engines	All	Bosch Alt. (Std.)	BO	55	12	13193N
1144						
All Engines	All	Bosch Alt. (Std.)	BO	55	12	13193N
1166						
All Engines	All	Bosch Alt. (Std.)	BO	55	12	13193N
1169						
All Engines	All	Bosch Alt. (Std.)	BO	55	12	13193N
1170						
All Engines	All	Bosch Alt. (Opt.)	BO	120	12	12373N
All Engines		Opt. Delco CS130D replacement	DR	140	12	12168N-DR
1174						
All Engines	All	Bosch Alt. (Std.)	BO	55	12	13193N
1177						
All Engines	All	Bosch Alt. (Std.)	BO	55	12	13193N
1450 CWS						
All Engines	All	Bosch Alt. (Std.)	BO	120	12	12373N
1550 CWS						
All Engines	All	Bosch Alt. (Std.)	BO	120	12	12373N
2056						
All Engines	1990-	Opt. Delco CS130D replacement	DR	140	12	12168N-DR
2058						
All Engines	1990-	Opt. Delco CS130D replacement	DR	140	12	12168N-DR
2064						
All Engines	1990-	Opt. Delco CS130D replacement	DR	140	12	12168N-DR
2066						
All Engines	1990-	Opt. Delco CS130D replacement	DR	140	12	12168N-DR
2254						
All Engines	All	Opt. Delco CS130D replacement	DR	140	12	12168N-DR
2256						
All Engines	All	Opt. Delco CS130D replacement	DR	140	12	12168N-DR
2258						
All Engines	All	Opt. Delco CS130D replacement	DR	140	12	12168N-DR

ALTERNATORS

ALTERNATORS AND GENERATORS

ENGINE	YEAR	APPLICATION	Mfg	Amp	Volt	PART NUMBER
JOHN DEERE - Combine (Cont'd)						
2264						
All Engines	All	Opt. Delco CS130D replacement	DR	140	12	12168N-DR
2266						
All Engines	All	Opt. Delco CS130D replacement	DR	140	12	12168N-DR
4420						
359 Diesel	1986-80	Motorola (Opt.)	MO	90	12	8045N
4425						
539 Diesel	1988-86	Bosch (Std.)	BO	55	12	13193N
6602						
362 Gas	1974-73	Motorola (Opt.)	MO	90	12	8045N
404 Diesel	1982-71	Motorola (Opt.)	MO	90	12	8045N
6622						
466 Diesel	1985-80	All	MO	90	12	8045N
7720						
466 Diesel	1989-83	Motorola (Std.)	MO	90	12	8045N
6068 Diesel	2006-03	Denso System	ND	150	12	12660R
7722						
466 Diesel	1989-86	Motorola (Opt.)	MO	90	12	8045N
8820						
466 Diesel	1992-83	Motorola (Std.)	MO	90	12	8045N
9410						
6 Cyl. 6.78L 410cid	2000-98	Bosch Alt.	BO	95	12	12145N
9450						
All Engines	All	Bosch Alt.	BO	95	12	12145N
9500						
466 Diesel	1993-89	Bosch Alt.	BO	95	12	12145N
466 Diesel		Motorola Alt.	MO	90	12	8045N
9510						
All Engines	All	Bosch Alt.	BO	95	12	12145N
9540						
All Engines	All	Bosch	BO	120	12	12373N
9550						
All Engines	All	Bosch Alt.	BO	95	12	12145N
9550SH						
All Engines	All	Bosch Alt.	BO	95	12	12145N
9560						
All Engines	All	Bosch	BO	120	12	12373N
9560SH						
All Engines	All	Bosch	BO	120	12	12373N
9570 STS						
414 Diesel	2009-07	Bosch	BO	200	12	12796N
9580						
All Engines	All	Bosch	BO	120	12	12373N

ALTERNATORS

ALTERNATORS AND GENERATORS

ENGINE	YEAR	APPLICATION	Mfg	Amp	Volt	PART NUMBER
JOHN DEERE - Combine (Cont'd)						
9600						
466 Diesel	1993-89	Bosch Alt.	BO	95	12	12145N
466 Diesel		Motorola Alt.	MO	90	12	8045N
9610						
All Engines	All	Bosch Alt.	BO	95	12	12145N
9640						
All Engines	All	Bosch	BO	120	12	12373N
9650						
466 Diesel	1993-89	Bosch Alt.	BO	95	12	12145N
466 Diesel		Motorola Alt.	MO	90	12	8045N
9650 CTS						
All Engines	All	Bosch Alt.	BO	95	12	12145N
9650 STS						
All Engines	All	Bosch	BO	95	12	12145N
9660						
All Engines	All	Bosch	BO	120	12	12373N
9660 CTS						
6 Cyl. 8.18L 499cid	2004-03	Bosch	BO	120	12	12373N
9660 STS						
6 Cyl. 8.18L 499cid	2004-03	Bosch	BO	120	12	12373N
9670 STS						
548 Diesel	2009-07	Bosch	BO	200	12	12796N
9680						
All Engines	All	Bosch	BO	120	12	12373N
9750 STS						
All Engines	All	Bosch	BO	95	12	12145N
9760 STS						
6 Cyl. 8.18L 499cid	2004-03	Bosch	BO	120	12	12373N
9770 STS						
548 Diesel	2009-07	Bosch	BO	200	12	12796N
9780 CTS						
All Engines	All	Bosch	BO	95	12	12145N
985						
All Engines	All	Bosch Alt. (Opt.)	BO	55	12	13193N
9860 STS						
6 Cyl. 12.54L 765cid	2007-03	Bosch	BO	95	12	12145N
9870 STS						
824 Diesel	2009-07	Bosch	BO	200	12	12796N
CTS Combine						
All Engines	1994-92	Bosch Alt.	BO	95	12	12145N
CTS II Combine						
All Engines	All	Bosch Alt.	BO	95	12	12145N
CTS II Euro Combine						
All Engines	All	Bosch	BO	95	12	12145N

ALTERNATORS

ALTERNATORS AND GENERATORS

ENGINE	YEAR	APPLICATION	Mfg	Amp	Volt	PART NUMBER
JOHN DEERE - Combine (Cont'd)						
T660						
All Engines	All	Bosch Alt.	BO	120	12	12373N
T670						
548 Diesel	All	Bosch Alt.	BO	120	12	12373N
JOHN DEERE - Commercial Mower						
1620						
Yanmar 51HP Diesel	2003-99	Std. 40 Amp	ND	40	12	12188N
3215B						
JD Series 220 26HP Diesel	2000-94	Denso 40 Amp Alternator	ND	40	12	12188N
3225C						
JD Series 220 38.5HP Diesel	2009-04	Denso 40 Amp Alternator	ND	40	12	12188N
3235						
Yanmar Engines	2000-95	Denso Alt.	ND	40	12	12188N
3235B						
JD Series 220 39HP Diesel	2000-94	Denso 40 Amp Alternator	ND	40	12	12188N
3235C						
JD Series 220 48HP Diesel	2009-04	Denso 40 Amp Alternator	ND	40	12	12188N
3365						
From Ser. #002742	1992	Denso System	ND	40	12	12188N
F1145						
Yanmar 3TN75	1992-	Denso Alt.	ND	40	12	12188N
Yanmar 3TN75		Denso System	ND	40	12	12188N
Yanmar 3TNE78A		Denso System	ND	40	12	12188N
F925						
Yanmar 3TNA72	1993-	Denso Alt.	ND	40	12	12188N
F935						
Yanmar 3TNA72	1990-	From SN 030104	ND	40	12	12188N
JOHN DEERE - Compactor						
JD646B						
All Engines	1982-76	Delco System (Opt.)	DR	72	12	7186-3N
All Engines		Delco System (Std.)	DR	72	12	7186-3N
All Engines		Upgrade 105 Amp version	DR	105	12	7186-12N-105A
JOHN DEERE - Cotton Picker						
482						
Diesel Engines	1983-79	Motorola (Opt.)	MO	65	12	8047N
499						
219 Engine	1979-73	Motorola (Opt.)	MO	65	12	8047N
329 Engine		Motorola (Opt.)	MO	65	12	8047N
699						
329 Engine	1979-73	Motorola (Opt.)	MO	65	12	8047N

ALTERNATORS AND GENERATORS

ENGINE	YEAR	APPLICATION	Mfg	Amp	Volt	PART NUMBER
JOHN DEERE - Cotton Picker (Cont'd)						
7440						
359 Diesel	1986-84	Motorola (Opt.)	MO	90	12	8045N
7445						
359 Diesel	1994-87	Denso Alt.	ND	80	12	13143N
359 Diesel		Motorola Alt.	MO	90	12	8045N
7450						
359 Diesel	1997-95	Bosch Alt.	BO	95	12	12145N
7455						
All Engines	All	Opt. Delco CS130D replacement	DR	140	12	12168N-DR
All Engines		Replacement Unit	BO	120	12	12373N
7760						
John Deere 13.5L	All	Bosch Alt.	BO	200	12	12795N
9920						
359 Diesel	1987-83	Motorola (Opt.)	MO	90	12	8045N
9930						
359 Diesel	1993-87	Bosch Alt.	BO	95	12	12145N
359 Diesel		Serial #2001-On	ND	80	12	13143N
359 Diesel		To Serial #2000	MO	90	12	8045N
9935						
All Engines	All	Opt. Delco CS130D replacement	DR	140	12	12168N-DR
All Engines		Optional Replacement Unit	BO	120	12	12373N
9940						
466 Diesel	1986-83	Motorola (Opt.)	MO	90	12	8045N
9950						
466 Diesel	1990-87	Denso Alt.	ND	80	12	13143N
466 Diesel		Motorola Alt.	MO	90	12	8045N
9960						
466 Diesel	1993-87	Bosch Alt.	BO	95	12	12145N
466 Diesel		Denso Alt.	ND	80	12	13143N
9965						
466 Diesel	1993-	Bosch Alt.	BO	95	12	12145N
9970						
6076 Diesel	All	Bosch Alt.	BO	120	12	12373N
6081 Diesel		Bosch Alt.	BO	120	12	12373N
9976						
All Engines	All	Opt. Delco CS130D replacement	DR	140	12	12168N-DR
All Engines		Optional Replacement Unit	BO	120	12	12373N
9986						
All Engines	All	Bosch Alt.	BO	120	12	12373N
9996						
John Deere 8.1L	All	Bosch Alt.	BO	120	12	12373N
JOHN DEERE - Crawlers						
450H						
All Engines	All	Bosch Alt. (Opt.)	BO	95	12	12145N
All Engines		Bosch Alt. (Std.)	BO	65	12	12161N

ALTERNATORS

ALTERNATORS AND GENERATORS

ENGINE	YEAR	APPLICATION	Mfg	Amp	Volt	PART NUMBER
JOHN DEERE - Crawlers (Cont'd)						
450J						
JD4045T 70HP Engine	All	Bosch Alt. (Opt.)	BO	95	12	12159N
JD4045T 70HP Engine		Bosch Alt. (Std.)	BO	65	12	12161N
455B						
All Engines	1992-90	12 Volt Delco Alt.	DR	72	12	7186-3N
455G						
All Engines	1993-	12 Volt Bosch Alt.	BO	95	12	12145N
All Engines		12 Volt Motorola Alt.	MO	65	12	8047N
550G						
All Engines	1993-	12 Volt Bosch Alt.	BO	95	12	12145N
All Engines		12 Volt Motorola Alt.	MO	90	12	8045N
550H						
All Engines	All	Bosch Alt. (Opt.)	BO	95	12	12145N
All Engines		Bosch Alt. (Std.)	BO	65	12	12161N
550J						
JD4045T 84HP Engine	All	Bosch Alt. (Opt.)	BO	95	12	12159N
JD4045T 84HP Engine		Bosch Alt. (Std.)	BO	65	12	12161N
555G						
All Engines	1993-	12 Volt Bosch Alt.	BO	95	12	12145N
All Engines		12 Volt Motorola Alt.	MO	90	12	8045N
605C						
JD4045T 99HP Diesel	All	Std. Bosch Alt.	BO	45	24	12148N
650G						
All Engines	1993-	12 Volt Bosch Alt.	BO	95	12	12145N
All Engines		12 Volt Motorola Alt.	MO	90	12	8045N
650H						
All Engines	All	Bosch Alt. (Opt.)	BO	95	12	12145N
All Engines		Bosch Alt. (Std.)	BO	65	12	12161N
JD 4.5L Diesel	2007-98	LT, LGP Bosch 65 Amp Alt.	BO	90	12	12614N
JD 4.5L Diesel		LT, LGP Bosch 65 Amp Alt.	BO	90	12	12614N
650J						
JD4045H 99HP Engine	All	Bosch Alt. (Opt.)	BO	95	12	12159N
JD4045H 99HP Engine		Bosch Alt. (Std.)	BO	65	12	12161N
655B						
All Engines	1986-82	Delco, 24 Volt	DR	40	24	7176N
All Engines		Std. Bosch Alt.	BO	45	24	12148N
700H						
All Engines	All	Std. Bosch Alt.	BO	55	24	12587N
700J						
JD 6.8L 115HP Diesel	All	Std. Bosch Alt.	BO	55	24	12587N
JD 6.8L 115HP Diesel	0000	Opt. Bosch Alt.	BO	80	24	12599N
750B						
All Engines	1990-82	Std. Bosch Alt.	BO	45	24	12148N
All Engines		Std. Delco Alt.	DR	40	24	7176N
750C						
All Engines	1991-	Std. Bosch Alt.	BO	45	24	12148N

ALTERNATORS AND GENERATORS

ENGINE	YEAR	APPLICATION	Mfg	Amp	Volt	PART NUMBER
JOHN DEERE - Crawlers (Cont'd)						
750C-II						
All Engines	All	Std. Bosch Alt.	BO	45	24	12148N
750J						
JD 6.8L 145HP Diesel	2006-00	Opt. Bosch Alt.	BO	80	24	12599N
JD 6.8L 145HP Diesel		Std. Bosch Alt.	BO	55	24	12587N
755A						
All Engines	1984-82	Std. Delco Alt.	DR	40	24	7176N
755B						
All Engines	1990-85	Delco, 24 Volt	DR	40	24	7176N
All Engines		Std. Bosch Alt.	BO	45	24	12148N
850B						
619 Diesel	1990-82	Std. Bosch Alt.	BO	45	24	12148N
619 Diesel		Std. Delco Alt.	DR	40	24	7176N
850C						
All Engines	1991-	Std. Bosch Alt.	BO	45	24	12148N
850J						
JD 9.0L 185HP Diesel	2006-00	Opt. Bosch Alt.	BO	80	24	12599N
JD 9.0L 185HP Diesel		Std. Bosch Alt.	BO	55	24	12587N
JOHN DEERE - Engine Industrial						
2.9L						
Engine Code 3106, 12, 13	All	Magneton System	MA	55	12	12140N
Engine Code 3117, 21, 22		Magneton System	MA	55	12	12140N
Engine Code 3126		Bosch	BO	55	12	13193N
3009						
All Engines	All	Denso System	ND	40	12	12188N
3011						
All Engines	All	Denso System	ND	40	12	12188N
3012						
All Engines	All	Hitachi System	HI	40	12	12112N
3014						
All Engines	All	Denso System	ND	40	12	12188N
3015						
All Engines	All	Hitachi System	HI	40	12	12112N
3029						
Engine Code 3126	All	Bosch	BO	55	12	13193N
3164D						
All Engines	All	Motorola (Opt.)	MO	65	12	8047N
4019						
All Engines	All	Denso System	ND	40	12	12188N
4039						
All Engines	All	Bosch System (12 Volt)	BO	120	12	12373N
All Engines		Delco System (12 Volt)	DR	105	12	7853N
All Engines		Motorola System (12 Volt)	MO	65	12	8047N

ALTERNATORS

ALTERNATORS AND GENERATORS

ENGINE	YEAR	APPLICATION	Mfg	Amp	Volt	PART NUMBER
JOHN DEERE - Engine Industrial (Cont'd)						
4039DFM						
3.9L - 239ci - 4 Cyl.	All	Australian Bosch Threaded DE Adj. Mt. (Code 3113)	BO	120	12	12373N
3.9L - 239ci - 4 Cyl.		Australian Bosch Threaded DE Adj. Mt. (Code 3116)	BO	120	12	12373N
3.9L - 239ci - 4 Cyl.		Delco 105A 15SI Alternator (Code 3113)	DR	105	12	7853N
3.9L - 239ci - 4 Cyl.		Delco 105A 15SI Alternator (Code 3116)	DR	105	12	7853N
3.9L - 239ci - 4 Cyl.		Motorola 65 Amp Alternator (Code 3101)	MO	65	12	8047N
3.9L - 239ci - 4 Cyl.		Motorola 65 Amp Alternator (Code 3116)	MO	65	12	8047N
3.9L - 239ci - 4 Cyl.		Motorola 65 Amp Alternator (Code 3129)	MO	65	12	8047N
3.9L - 239ci - 4 Cyl.		N. American Bosch Threaded DE Adj. Mt. (Code 3113)	BO	120	12	12373N
3.9L - 239ci - 4 Cyl.		N. American Bosch Threaded DE Adj. Mt. (Code 3116)	BO	120	12	12373N
3.9L - 239ci - 4 Cyl.		Opt. Delco CS130D replacement	DR	140	12	12168N-DR
4045						
All Engines	All	Bosch System (12 Volt)	BO	120	12	12373N
All Engines		Delco System (12 Volt)	DR	105	12	7853N
All Engines		Motorola System (12 Volt)	MO	65	12	8047N
4045DFM50						
4.5L - 276ci - 4 Cyl.	All	Australian Bosch 65 Amp Alternator (Code 3111)	BO	65	12	12161N
4.5L - 276ci - 4 Cyl.		Australian Bosch Threaded DE Adj. Mt. (Code 3108)	BO	120	12	12373N
4.5L - 276ci - 4 Cyl.		Australian Bosch, 95 Amp, Alternator Code 3107	BO	95	12	12159N
4.5L - 276ci - 4 Cyl.		Iskra 95 Amp Alternator (Code 3107)	BO	95	12	12145N
4.5L - 276ci - 4 Cyl.		N. American Bosch 65 Amp Alternator (Code 3111)	BO	65	12	12161N
4.5L - 276ci - 4 Cyl.		N. American Bosch 95 Amp Alternator (Code 3107)	BO	95	12	12145N
4.5L - 276ci - 4 Cyl.		N. American Bosch Threaded DE Adj. Mt. (Code 3108)	BO	120	12	12373N
4.5L - 276ci - 4 Cyl.		Opt. Delco CS130D replacement	DR	140	12	12168N-DR
4045DFM70						
4.5L - 276ci - 4 Cyl.	2007-04	Australian Bosch 65 Amp Alternator (Code 3109)	BO	65	12	12161N
4.5L - 276ci - 4 Cyl.		Australian Bosch 65 Amp Alternator (Code 3111)	BO	65	12	12161N
4.5L - 276ci - 4 Cyl.		Australian Bosch Threaded DE Adj. Mt. (Code 3108)	BO	120	12	12373N
4.5L - 276ci - 4 Cyl.		Australian Bosch, 95 Amp, Alternator Code 3107	BO	95	12	12159N
4.5L - 276ci - 4 Cyl.		Iskra 95 Amp Alternator (Code 3107)	BO	95	12	12145N
4.5L - 276ci - 4 Cyl.		N. American Bosch 24 Volt, 45 Amp Alt. (Code 3104)	BO	45	24	12148N
4.5L - 276ci - 4 Cyl.		N. American Bosch 65 Amp Alternator (Code 3109)	BO	65	12	12161N
4.5L - 276ci - 4 Cyl.		N. American Bosch 65 Amp Alternator (Code 3111)	BO	65	12	12161N
4.5L - 276ci - 4 Cyl.		N. American Bosch 95 Amp Alternator (Code 3107)	BO	95	12	12145N
4.5L - 276ci - 4 Cyl.		N. American Bosch Threaded DE Adj. Mt. (Code 3108)	BO	120	12	12373N
4.5L - 276ci - 4 Cyl.		Opt. Delco CS130D replacement	DR	140	12	12168N-DR
4045TFM						
4.5L - 276ci - 4 Cyl.	All	Australian Bosch Threaded DE Adj. Mt. (Code 3113)	BO	120	12	12373N
4.5L - 276ci - 4 Cyl.		Australian Bosch Threaded DE Adj. Mt. (Code 3116)	BO	120	12	12373N
4.5L - 276ci - 4 Cyl.		Delco 105A 15SI Alternator (Code 3113)	DR	105	12	7853N
4.5L - 276ci - 4 Cyl.		Delco 105A 15SI Alternator (Code 3116)	DR	105	12	7853N
4.5L - 276ci - 4 Cyl.		Motorola 65 Amp Alternator (Code 3101)	MO	65	12	8047N
4.5L - 276ci - 4 Cyl.		Motorola 65 Amp Alternator (Code 3116)	MO	65	12	8047N
4.5L - 276ci - 4 Cyl.		Motorola 65 Amp Alternator (Code 3129)	MO	65	12	8047N
4.5L - 276ci - 4 Cyl.		N. American Bosch Threaded DE Adj. Mt. (Code 3113)	BO	120	12	12373N
4.5L - 276ci - 4 Cyl.		N. American Bosch Threaded DE Adj. Mt. (Code 3116)	BO	120	12	12373N
4.5L - 276ci - 4 Cyl.		Opt. Delco CS130D replacement	DR	140	12	12168N-DR
4045TFM50						
4.5L - 276ci - 4 Cyl.	All	Australian Bosch 65 Amp Alternator (Code 3111)	BO	65	12	12161N
4.5L - 276ci - 4 Cyl.		Australian Bosch Threaded DE Adj. Mt. (Code 3108)	BO	120	12	12373N
4.5L - 276ci - 4 Cyl.		Australian Bosch, 95 Amp, Alternator Code 3107	BO	95	12	12159N
4.5L - 276ci - 4 Cyl.		Iskra 95 Amp Alternator (Code 3107)	BO	95	12	12145N
4.5L - 276ci - 4 Cyl.		N. American Bosch 65 Amp Alternator (Code 3111)	BO	65	12	12161N
4.5L - 276ci - 4 Cyl.		N. American Bosch 95 Amp Alternator (Code 3107)	BO	95	12	12145N
4.5L - 276ci - 4 Cyl.		N. American Bosch Threaded DE Adj. Mt. (Code 3108)	BO	120	12	12373N

ALTERNATORS AND GENERATORS

ENGINE	YEAR	APPLICATION	Mfg	Amp	Volt	PART NUMBER
JOHN DEERE - Engine Industrial (Cont'd)						
4045TFM50 (Cont'd)						
4.5L - 276ci - 4 Cyl.		Opt. Delco CS130D replacement	DR	140	12	12168N-DR
4045TFM75						
4.5L - 276ci - 4 Cyl.	2007-04	Australian Bosch 65 Amp Alternator (Code 3111)	BO	65	12	12161N
4.5L - 276ci - 4 Cyl.		Australian Bosch 65 Amp Alternator (Code 3138)	BO	65	12	12161N
4.5L - 276ci - 4 Cyl.		Australian Bosch Threaded DE Adj. Mt. (Code 3141)	BO	120	12	12373N
4.5L - 276ci - 4 Cyl.		Australian Bosch, 95 Amp, Alternator Code 3140	BO	95	12	12159N
4.5L - 276ci - 4 Cyl.		Iskra 95 Amp Alternator (Code 3140)	BO	95	12	12145N
4.5L - 276ci - 4 Cyl.		N. American Bosch 24 Volt, 45 Amp Alt. (Code 3142)	BO	45	24	12148N
4.5L - 276ci - 4 Cyl.		N. American Bosch 65 Amp Alternator (Code 3111)	BO	65	12	12161N
4.5L - 276ci - 4 Cyl.		N. American Bosch 65 Amp Alternator (Code 3138)	BO	65	12	12161N
4.5L - 276ci - 4 Cyl.		N. American Bosch 95 Amp Alternator (Code 3140)	BO	95	12	12145N
4.5L - 276ci - 4 Cyl.		N. American Bosch Threaded DE Adj. Mt. (Code 3141)	BO	120	12	12373N
4.5L - 276ci - 4 Cyl.		Opt. Delco CS130D replacement	DR	140	12	12168N-DR
4239D / 4239T						
All Engines	All	Motorola (Opt.)	MO	65	12	8047N
4276D / T						
All Engines	All	Delco System (24 Volt)	DR	40	24	7176N
All Engines		Delco System (Opt.)	DR	72	12	7186-3N
All Engines		Delco System (Std.)	DR	72	12	7186-3N
All Engines		Motorola (Opt.)	MO	65	12	8047N
All Engines		Upgrade 105 Amp version	DR	105	12	7186-12N-105A
6059						
All Engines	All	Bosch System (12 Volt)	BO	120	12	12373N
All Engines		Delco System (12 Volt)	DR	105	12	7853N
All Engines		Motorola System (12 Volt)	MO	65	12	8047N
6068						
All Engines	All	Bosch System (12 Volt)	BO	120	12	12373N
All Engines		Delco System (12 Volt)	DR	105	12	7853N
All Engines		Motorola System (12 Volt)	MO	65	12	8047N
6068DFM						
6.8L - 414ci - 6 Cyl.	All	Australian Bosch Threaded DE Adj. Mt. (Code 3113)	BO	120	12	12373N
6.8L - 414ci - 6 Cyl.		Australian Bosch Threaded DE Adj. Mt. (Code 3116)	BO	120	12	12373N
6.8L - 414ci - 6 Cyl.		Delco 105A 15SI Alternator (Code 3113)	DR	105	12	7853N
6.8L - 414ci - 6 Cyl.		Delco 105A 15SI Alternator (Code 3116)	DR	105	12	7853N
6.8L - 414ci - 6 Cyl.		N. American Bosch Threaded DE Adj. Mt. (Code 3113)	BO	120	12	12373N
6.8L - 414ci - 6 Cyl.		N. American Bosch Threaded DE Adj. Mt. (Code 3116)	BO	120	12	12373N
6.8L - 414ci - 6 Cyl.		Opt. Delco CS130D replacement	DR	140	12	12168N-DR
6068SFM50						
6.8L - 414ci - 6 Cyl.	2007-04	Australian Bosch 65 Amp Alternator (Code 3138)	BO	65	12	12161N
6.8L - 414ci - 6 Cyl.		Australian Bosch Threaded DE Adj. Mt. (Code 3141)	BO	120	12	12373N
6.8L - 414ci - 6 Cyl.		Australian Bosch, 95 Amp, Alternator Code 3140	BO	95	12	12159N
6.8L - 414ci - 6 Cyl.		Iskra 95 Amp Alternator (Code 3140)	BO	95	12	12145N
6.8L - 414ci - 6 Cyl.		N. American Bosch 24 Volt, 45 Amp Alt. (Code 3142)	BO	45	24	12148N
6.8L - 414ci - 6 Cyl.		N. American Bosch 65 Amp Alternator (Code 3138)	BO	65	12	12161N
6.8L - 414ci - 6 Cyl.		N. American Bosch 95 Amp Alternator (Code 3140)	BO	95	12	12145N
6.8L - 414ci - 6 Cyl.		N. American Bosch Threaded DE Adj. Mt. (Code 3141)	BO	120	12	12373N
6.8L - 414ci - 6 Cyl.		Opt. Delco CS130D replacement	DR	140	12	12168N-DR
6068SFM75						
6.8L - 414ci - 6 Cyl.	2007-04	Australian Bosch 65 Amp Alternator (Code 3138)	BO	65	12	12161N
6.8L - 414ci - 6 Cyl.		N. American Bosch 65 Amp Alternator (Code 3138)	BO	65	12	12161N

ALTERNATORS

ALTERNATORS AND GENERATORS

ENGINE	YEAR	APPLICATION	Mfg	Amp	Volt	PART NUMBER
JOHN DEERE - Engine Industrial (Cont'd)						
6068TFM						
6.8L - 414ci - 6 Cyl.	All	Australian Bosch Threaded DE Adj. Mt. (Code 3113)	BO	120	12	12373N
6.8L - 414ci - 6 Cyl.		Australian Bosch Threaded DE Adj. Mt. (Code 3116)	BO	120	12	12373N
6.8L - 414ci - 6 Cyl.		Delco 105A 15SI Alternator (Code 3113)	DR	105	12	7853N
6.8L - 414ci - 6 Cyl.		Delco 105A 15SI Alternator (Code 3116)	DR	105	12	7853N
6.8L - 414ci - 6 Cyl.		N. American Bosch Threaded DE Adj. Mt. (Code 3113)	BO	120	12	12373N
6.8L - 414ci - 6 Cyl.		N. American Bosch Threaded DE Adj. Mt. (Code 3116)	BO	120	12	12373N
6.8L - 414ci - 6 Cyl.		Opt. Delco CS130D replacement	DR	140	12	12168N-DR
6068TFM50						
6.8L - 414ci - 6 Cyl.	All	Australian Bosch 65 Amp Alternator (Code 3109)	BO	65	12	12161N
6.8L - 414ci - 6 Cyl.		Australian Bosch Threaded DE Adj. Mt. (Code 3108)	BO	120	12	12373N
6.8L - 414ci - 6 Cyl.		Australian Bosch, 95 Amp, Alternator Code 3107	BO	95	12	12159N
6.8L - 414ci - 6 Cyl.		Iskra 95 Amp Alternator (Code 3107)	BO	95	12	12145N
6.8L - 414ci - 6 Cyl.		N. American Bosch 65 Amp Alternator (Code 3109)	BO	65	12	12161N
6.8L - 414ci - 6 Cyl.		N. American Bosch 95 Amp Alternator (Code 3107)	BO	95	12	12145N
6.8L - 414ci - 6 Cyl.		N. American Bosch Threaded DE Adj. Mt. (Code 3108)	BO	120	12	12373N
6.8L - 414ci - 6 Cyl.		Opt. Delco CS130D replacement	DR	140	12	12168N-DR
6068TFM75						
6.8L - 414ci - 6 Cyl.	2007-04	Australian Bosch 65 Amp Alternator (Code 3138)	BO	65	12	12161N
6.8L - 414ci - 6 Cyl.		Australian Bosch Threaded DE Adj. Mt. (Code 3141)	BO	120	12	12373N
6.8L - 414ci - 6 Cyl.		Australian Bosch, 95 Amp, Alternator Code 3140	BO	95	12	12159N
6.8L - 414ci - 6 Cyl.		Iskra 95 Amp Alternator (Code 3140)	BO	95	12	12145N
6.8L - 414ci - 6 Cyl.		N. American Bosch 24 Volt, 45 Amp Alt. (Code 3142)	BO	45	24	12148N
6.8L - 414ci - 6 Cyl.		N. American Bosch 65 Amp Alternator (Code 3138)	BO	65	12	12161N
6.8L - 414ci - 6 Cyl.		N. American Bosch 95 Amp Alternator (Code 3140)	BO	95	12	12145N
6.8L - 414ci - 6 Cyl.		N. American Bosch Threaded DE Adj. Mt. (Code 3141)	BO	120	12	12373N
6.8L - 414ci - 6 Cyl.		Opt. Delco CS130D replacement	DR	140	12	12168N-DR
6068TFM76						
6.8L - 414ci - 6 Cyl.	2007-04	Australian Bosch 65 Amp Alternator (Code 3138)	BO	65	12	12161N
6.8L - 414ci - 6 Cyl.		Australian Bosch Threaded DE Adj. Mt. (Code 3141)	BO	120	12	12373N
6.8L - 414ci - 6 Cyl.		Australian Bosch, 95 Amp, Alternator Code 3140	BO	95	12	12159N
6.8L - 414ci - 6 Cyl.		Iskra 95 Amp Alternator (Code 3140)	BO	95	12	12145N
6.8L - 414ci - 6 Cyl.		N. American Bosch 24 Volt, 45 Amp Alt. (Code 3142)	BO	45	24	12148N
6.8L - 414ci - 6 Cyl.		N. American Bosch 65 Amp Alternator (Code 3138)	BO	65	12	12161N
6.8L - 414ci - 6 Cyl.		N. American Bosch 95 Amp Alternator (Code 3140)	BO	95	12	12145N
6.8L - 414ci - 6 Cyl.		N. American Bosch Threaded DE Adj. Mt. (Code 3141)	BO	120	12	12373N
6.8L - 414ci - 6 Cyl.		Opt. Delco CS130D replacement	DR	140	12	12168N-DR
6076AFM						
7.6L - 466ci - 6 Cyl.	All	Australian Bosch Threaded DE Adj. Mt. (Code 3134)	BO	120	12	12373N
7.6L - 466ci - 6 Cyl.		Delco 105A 15SI Alternator (Code 3134)	DR	105	12	7853N
7.6L - 466ci - 6 Cyl.		N. American Bosch Threaded DE Adj. Mt. (Code 3134)	BO	120	12	12373N
7.6L - 466ci - 6 Cyl.		Opt. Delco CS130D replacement	DR	140	12	12168N-DR
6076AFM30						
7.6L - 466ci - 6 Cyl.	All	Australian Bosch Threaded DE Adj. Mt. (Code 3134)	BO	120	12	12373N
7.6L - 466ci - 6 Cyl.		Delco 105A 15SI Alternator (Code 3134)	DR	105	12	7853N
7.6L - 466ci - 6 Cyl.		N. American Bosch Threaded DE Adj. Mt. (Code 3134)	BO	120	12	12373N
7.6L - 466ci - 6 Cyl.		Opt. Delco CS130D replacement	DR	140	12	12168N-DR
6101						
All Engines	All	Bosch System (12 Volt)	BO	120	12	12373N
All Engines		Delco System (12 Volt)	DR	105	12	7853N
All Engines		Opt. Delco CS130D replacement	DR	140	12	12168N-DR
6125AFM01						
12.5L - 763ci - 6 Cyl.	All	Delco 105A 15SI Alternator (Code 3109)	DR	105	12	7853N
12.5L - 763ci - 6 Cyl.		Delco 105A 15SI Alternator (Code 3142)	DR	105	12	7853N

ALTERNATORS AND GENERATORS

ENGINE	YEAR	APPLICATION	Mfg	Amp	Volt	PART NUMBER
JOHN DEERE - Engine Industrial (Cont'd)						
6125AFM75						
12.5L - 763ci - 6 Cyl.	2007-04	Delco 105A 15SI Alternator (Code 3109)	DR	105	12	7853N
6125SFM75						
12.5L - 763ci - 6 Cyl.	2007-04	Delco 105A 15SI Alternator (Code 3109)	DR	105	12	7853N
6329D						
All Engines	All	Delco System (12 Volt)	DR	72	12	7186-3N
All Engines		Delco System (24 Volt)	DR	40	24	7176N
All Engines		Upgrade 105 Amp version	DR	105	12	7186-12N-105A
6359D / 6359T						
All Engines	All	Motorola System (12 Volt)	MO	65	12	8047N
6414D / T						
All Engines	All	Delco System (Opt.)	DR	72	12	7186-3N
All Engines		Delco System (Std.)	DR	72	12	7186-3N
All Engines		Upgrade 105 Amp version	DR	105	12	7186-12N-105A
6466A / D / T						
All Engines	All	Delco System (12 Volt - 2-Prong)	DR	72	12	7186-3N
All Engines		Delco System (12 Volt - 3-Prong)	DR	72	12	7186-3N
All Engines		Delco System (24 Volt - Code 3106)	DR	40	24	7176N
All Engines		Motorola System (12 Volt - Code 3101)	MO	65	12	8047N
All Engines		Upgrade 105 Amp version	DR	105	12	7186-12N-105A
8955T / A						
All Engines	All	Delco System (24 Volt - Code 3106)	DR	40	24	7176N
JOHN DEERE - Excavator						
120C						
All Engines	All	Std. Bosch Alt.	BO	45	24	12148N
120D						
JD 4.5L 89HP Diesel	0000	Std. Bosch Alt.	BO	80	24	12599N
160CLC						
All Engines	All	Std. Bosch Alt.	BO	45	24	12148N
160DLC						
JD 4.5L 121HP Diesel	0000	Std. Bosch Alt.	BO	80	24	12599N
160LC						
All Engines	All	Std. Bosch Alt.	BO	45	24	12148N
190E						
4039 Diesel	1994-	Std. Bosch Alt.	BO	45	24	12148N
4039 Diesel		Std. Delco Alt.	DR	40	24	7176N
200CLC						
All Engines	2006-97	Std. Bosch Alt.	BO	45	24	12148N
J.Deere 6068T		BO. / 80 Amp	BO	80	24	12599N
200D						
JD 6.8L 159HP Diesel	0000	Std. Bosch Alt.	BO	80	24	12599N
200DLC						
JD 6.8L 159HP Diesel	2006-97	BO. / 80 Amp	BO	80	24	12599N
200LC						
All Engines	1995-	Std. Bosch Alt.	BO	45	24	12148N

ALTERNATORS

ALTERNATORS AND GENERATORS

ENGINE	YEAR	APPLICATION	Mfg	Amp	Volt	PART NUMBER
JOHN DEERE - Excavator (Cont'd)						
230CLC						
All Engines	All	Std. Bosch Alt.	BO	45	24	12148N
230LC						
All Engines	All	Std. Bosch Alt.	BO	55	24	12587N
230LCR						
4045 Diesel	All	Std. Bosch Alt.	BO	45	24	12148N
6068 Diesel		Std. Bosch Alt.	BO	55	24	12587N
240DLC						
JD 6.8L 177HP Diesel	2006-97	BO. / 80 Amp	BO	80	24	12599N
270CLC						
All Engines	All	Std. Bosch Alt.	BO	45	24	12148N
270DLC						
JD 6.8L 188HP Diesel	2006-97	BO. / 80 Amp	BO	80	24	12599N
270LC						
All Engines	All	Std. Bosch Alt.	BO	45	24	12148N
27D						
Yanmar 3TNV88	All	Denso System	ND	40	12	12356N
330LC						
All Engines	All	Std. Bosch Alt.	BO	45	24	12148N
330LCR						
All Engines	All	Std. Bosch Alt.	BO	45	24	12148N
350DLC						
J.Deere 6090H	2007-98	BO. / 80 Amp	BO	80	24	12599N
35D						
Yanmar 3TNV88 Diesel	2009-05	w/ Denso 60A	ND	60	12	12651N
370						
All Engines	All	Std. Bosch Alt.	BO	45	24	12148N
370C						
All Engines	All	Std. Bosch Alt.	BO	45	24	12148N
370C LC						
All Engines	All	Std. Bosch Alt.	BO	45	24	12148N
450C LC						
All Engines	All	Std. Bosch Alt.	BO	45	24	12148N
450D LC						
Isuzu 6WG1X	All	Std. Mitsubishi Alt.	MI	50	24	12744N
450LC						
All Engines	All	Std. Bosch Alt.	BO	45	24	12148N
490E						
4045 Diesel	1993-	Std. Bosch Alt.	BO	45	24	12148N
4045 Diesel		Std. Delco Alt.	DR	40	24	7176N
50D						
Yanmar 4TNV88 Diesel	2009-05	w/ Denso 60A	ND	60	12	12651N
595D						
All Engines	1995-89	Std. Delco Alt.	DR	40	24	7176N

ALTERNATORS AND GENERATORS

ENGINE	YEAR	APPLICATION	Mfg	Amp	Volt	PART NUMBER
JOHN DEERE - Excavator (Cont'd)						
600C LC						
All Engines	All	Std. Mitsubishi Alt.	MI	50	24	12744N
650D LC						
Isuzu 6WG1X	All	Std. Mitsubishi Alt.	MI	50	24	12744N
690E LC						
6068 Diesel	1993-	Opt. Delco Alt.	DR	40	24	7176N
6068 Diesel		Std. Bosch Alt.	BO	45	24	12148N
790D						
6068 Diesel	1993-	Opt. Delco Alt.	DR	40	24	7176N
6068 Diesel		Std. Bosch Alt.	BO	45	24	12148N
790E LC						
All Engines	All	Std. Bosch Alt.	BO	45	24	12148N
All Engines		Std. Delco Alt.	DR	40	24	7176N
792						
All Engines	1993-	Std. Bosch Alt.	BO	45	24	12148N
792D LC						
All Engines	All	Std. Bosch Alt.	BO	45	24	12148N
800C						
All Engines	All	Std. Mitsubishi Alt.	MI	50	24	12744N
850D LC						
Isuzu 6WG1X	All	Std. Mitsubishi Alt.	MI	50	24	12744N
892E LC						
6078 Diesel	1994-	Opt. Delco Alt.	DR	40	24	7176N
6078 Diesel		Std. Bosch Alt.	BO	45	24	12148N
992E LC						
All Engines	1994-	Std. Bosch Alt.	BO	45	24	12148N
JOHN DEERE - Feller Buncher						
608B						
6081H Diesel	All	Bosch Alt.	BO	80	24	12157N
608L						
All Engines	All	Bosch Alt. (006020-On)	BO	80	24	12157N
All Engines		Delco 22SI Alt. (To 006019)	DR	70	24	8367N
608S						
6081H Diesel	All	Bosch Alt. (007076-On)	BO	80	24	12157N
6081H Diesel		Delco 22SI Alt. (To 007075)	DR	70	24	8367N
643						
All Engines	1993-88	Delco Alt.	DR	72	12	7186-3N
All Engines		Motorola Alt.	MO	65	12	8047N
643D						
All Engines	1990-	Bosch Alt.	BO	95	12	12145N
All Engines		Delco Alt.	DR	72	12	7186-3N
All Engines		Motorola Alt.	MO	65	12	8047N
All Engines		Upgrade 105 Amp version	DR	105	12	7186-12N-105A
643G						
All Engines	All	Original Unit	BO	95	12	12159N
All Engines		Replacement Unit	BO	95	12	12145N

ALTERNATORS

ALTERNATORS AND GENERATORS

ENGINE	YEAR	APPLICATION	Mfg	Amp	Volt	PART NUMBER
JOHN DEERE - Feller Buncher (Cont'd)						
643H						
All Engines	All	Bosch Alt.	BO	95	12	12159N
643J						
6.8L 174HP Diesel	All	Bosch Alt.	BO	95	12	12159N
653E						
All	1993-	w/Bosch Alt.	BO	135	12	12162N
All Engines		Bosch Alt.	BO	135	12	12162N
653G						
6068T Diesel	All	Bosch Alt.	BO	135	12	12162N
6068T Diesel	0000	w/Bosch Alt.	BO	135	12	12162N
703J						
JD 8.1L 181HP Diesel	All	Bosch Alt.	BO	80	24	12157N
703JH Harvester						
JD 8.1L 181HP Diesel	All	Bosch Alt.	BO	80	24	12157N
753G						
6081H Diesel	All	Bosch Alt. (002064-On)	BO	80	24	12157N
6081H Diesel		Delco 22SI Alt. (002001-63)	DR	70	24	8367N
753GL						
All Engines	All	Bosch Alt. (001032-On)	BO	80	24	12157N
All Engines		Delco 22SI Alt. (001001-31)	DR	70	24	8367N
753J						
JD 8.1L 241HP Diesel	All	Bosch Alt.	BO	80	24	12157N
753JH Harvester						
JD 8.1L 241HP Diesel	All	Bosch Alt.	BO	80	24	12157N
759G						
6081H Diesel	All	Bosch Alt.	BO	80	24	12157N
759J						
JD 8.1L 241HP Diesel	All	Bosch Alt.	BO	80	24	12157N
759JH Harvester						
JD 8.1L 241HP Diesel	All	Bosch Alt.	BO	80	24	12157N
793D						
All Engines	1995-88	3-Prong Plug	DR	40	24	7176N
843G						
All Engines	All	Original Unit	BO	95	12	12159N
All Engines		Replacement Unit	BO	95	12	12145N
843H						
All Engines	All	Bosch Alt.	BO	95	12	12159N
843J						
6.8L 174HP Diesel	All	Bosch Alt.	BO	95	12	12159N
853G						
6081H Diesel	All	Bosch Alt. (003084-On)	BO	80	24	12157N
6081H Diesel		Delco 22SI Alt. (003001-83)	DR	70	24	8367N
853J						
JD 8.1L 294HP Diesel	All	Bosch Alt.	BO	80	24	12157N

ALTERNATORS

ALTERNATORS AND GENERATORS

ENGINE	YEAR	APPLICATION	Mfg	Amp	Volt	PART NUMBER
JOHN DEERE - Feller Buncher (Cont'd)						
853J H Harvester						
JD 8.1L 294HP Diesel	All	Bosch Alt.	BO	80	24	12157N
903G						
All Engines	All	Bosch Alt.	BO	80	24	12157N
903J						
JD 8.1L 294HP Diesel	All	Bosch Alt.	BO	80	24	12157N
903JH Harvester						
JD 8.1L 294HP Diesel	All	Bosch Alt.	BO	80	24	12157N
909J						
JD 8.1L 294HP Diesel	All	Bosch Alt.	BO	80	24	12157N
909JH Harvester						
JD 8.1L 294HP Diesel	All	Bosch Alt.	BO	80	24	12157N
953G						
6081H Diesel	All	Bosch Alt. (004005-On)	BO	80	24	12157N
6081H Diesel		Delco 22SI Alt. (004001-4)	DR	70	24	8367N
953J						
JD 8.1L 294HP Diesel	All	Bosch Alt.	BO	80	24	12157N
959J						
JD 8.1L 294HP Diesel	All	Bosch Alt.	BO	80	24	12157N
JOHN DEERE - Forester						
200LC Hitachi						
All Engines	All	Bosch (Opt.)	BO	80	24	12157N
250 Hitachi						
All Engines	All	Bosch (Opt.)	BO	80	24	12157N
350 Hitachi						
All Engines	All	Bosch (Opt.)	BO	80	24	12157N
EX330-5 Hitachi						
All Engines	All	Serial #022001-On	BO	80	24	12157N
EX370-5 Hitachi						
All Engines	All	Serial #022001-On	BO	80	24	12157N
JOHN DEERE - Forestry Swing Machine						
2154D						
JD 6.8L 164HP Diesel	All	Bosch (Opt.)	BO	130	24	12725N
JD 6.8L 164HP Diesel	0000	w/Bosch (Std.)	BO	80	24	12599N
2454D						
JD 6.8L 182HP Diesel	All	Bosch (Opt.)	BO	130	24	12725N
JD 6.8L 182HP Diesel	0000	w/Bosch (Std.)	BO	80	24	12599N
2954D						
JD 6.8L 188HP Diesel	All	Bosch (Opt.)	BO	130	24	12725N
JD 6.8L 188HP Diesel	0000	w/Bosch (Std.)	BO	80	24	12599N
3754D						
JD 9.0L 271 HP Diesel	All	Bosch (Opt.)	BO	130	24	12725N
JD 9.0L 271 HP Diesel	0000	w/Bosch (Std.)	BO	80	24	12599N

ALTERNATORS

ALTERNATORS AND GENERATORS

ENGINE	YEAR	APPLICATION	Mfg	Amp	Volt	PART NUMBER
JOHN DEERE - Forwarder						
1058						
Cummins Engines	All	Delco 22SI Alt.	DR	70	24	8367N
JOHN DEERE - Grader						
570B						
All Engines	1982-	Bosch Alt.	BO	45	24	12148N
All Engines		Delco Alt. (3-Pin)	DR	40	24	7176N
670B						
All Engines	1982-	Bosch (Opt.)	BO	45	24	12148N
All Engines		Delco Alt. (3-Pin)	DR	40	24	7176N
670C						
All Engines	All	Bosch (Opt.)	BO	80	24	12157N
All Engines		Bosch (Std.)	BO	45	24	12148N
670D						
All Engines	All	Bosch (Std.)	BO	100	24	12493N
670G						
JD 9.0L 155HP Diesel	All	Bosch (Opt.)	BO	130	24	12725N
JD 9.0L 155HP Diesel		Bosch (Std.)	BO	100	24	12493N
672B						
All Engines	1988-	Bosch (Opt.)	BO	45	24	12148N
All Engines		Delco Alt. (3-Pin)	DR	40	24	7176N
All Engines	1982-	Bosch (Opt.)	BO	55	24	12587N
672C						
All Engines	All	Bosch (Opt.)	BO	80	24	12157N
All Engines		Bosch (Std.)	BO	45	24	12148N
672D						
All Engines	All	Bosch (Std.)	BO	100	24	12493N
672G						
JD 9.0L 170HP Diesel	All	Bosch (Opt.)	BO	130	24	12725N
JD 9.0L 170HP Diesel		Bosch (Std.)	BO	100	24	12493N
770B						
All Engines	1982-	Bosch (Opt.)	BO	45	24	12148N
All Engines		Delco Alt. (3-Pin)	DR	40	24	7176N
770D						
All Engines	All	Bosch (Std.)	BO	100	24	12493N
770G						
JD 9.0L 165HP Diesel	All	Bosch (Opt.)	BO	130	24	12725N
JD 9.0L 165HP Diesel		Bosch (Std.)	BO	100	24	12493N
772B						
All Engines	1982-	Bosch (Opt.)	BO	45	24	12148N
All Engines		Delco Alt. (3-Pin)	DR	40	24	7176N
772D						
All Engines	All	Bosch (Std.)	BO	100	24	12493N
772G						
JD 9.0L 194HP Diesel	All	Bosch (Opt.)	BO	130	24	12725N
JD 9.0L 194HP Diesel		Bosch (Std.)	BO	100	24	12493N

ALTERNATORS

ALTERNATORS AND GENERATORS

ENGINE	YEAR	APPLICATION	Mfg	Amp	Volt	PART NUMBER
JOHN DEERE - Grader (Cont'd)						
870D						
All Engines	All	Bosch (Std.)	BO	100	24	12493N
870G						
JD 9.0L 180HP Diesel	All	Bosch (Opt.)	BO	130	24	12725N
JD 9.0L 180HP Diesel		Bosch (Std.)	BO	100	24	12493N
872D						
All Engines	All	Bosch (Std.)	BO	100	24	12493N
872G						
JD 9.0L 214HP Diesel	All	Bosch (Opt.)	BO	130	24	12725N
JD 9.0L 214HP Diesel		Bosch (Std.)	BO	100	24	12493N
JOHN DEERE - Handler						
3200 Telescopic						
All Engines	All	Bosch Alt.	BO	65	12	12161N
3215 Telescopic						
All Engines	All	Bosch Alt.	BO	95	12	12145N
3220 Telescopic						
All Engines	All	Bosch Alt.	BO	95	12	12145N
3400 Telescopic						
All Engines	All	Bosch Alt.	BO	65	12	12161N
3415 Telescopic						
All Engines	All	Bosch Alt.	BO	95	12	12145N
3420 Telescopic						
All Engines	All	Bosch Alt.	BO	95	12	12145N
3800 Telescopic						
All Engines	All	Bosch Alt.	BO	95	12	12145N
4400 Telescopic						
All Engines	All	Magnetron Alt.	MA	55	12	12140N
4500 Telescopic						
All Engines	All	Magnetron Alt.	MA	55	12	12140N
JOHN DEERE - Harvester						
544						
All Engines	All	Delco (Std.)	DR	72	12	7186-3N
All Engines		Upgrade 105 Amp version	DR	105	12	7186-12N-105A
5440						
404 Diesel	1982-77	All	DR	72	12	7186-3N
404 Diesel		Upgrade 105 Amp version	DR	105	12	7186-12N-105A
5460						
531 Diesel	1982-77	All	DR	72	12	7186-3N
531 Diesel		Upgrade 105 Amp version	DR	105	12	7186-12N-105A
5730						
466 Diesel	1992-86	Denso Alt.	ND	80	12	13143N
619 Diesel		Denso Alt.	ND	80	12	13143N
5830						
466 Diesel	1992-86	Denso Alt.	ND	80	12	13143N

ALTERNATORS

ALTERNATORS AND GENERATORS

ALTERNATORS

ENGINE	YEAR	APPLICATION	Mfg	Amp	Volt	PART NUMBER
JOHN DEERE - Harvester (Cont'd)						
5830 (Cont'd)						
619 Diesel		Denso Alt.	ND	80	12	13143N
6650						
6 Cyl. 8.18L 499cid	2003-98	Opt. Delco CS130D replacement	DR	140	12	12168N-DR
6710						
6 Cyl. 10.11L 617cid	1997-93	Opt. Delco CS130D replacement	DR	140	12	12168N-DR
6750						
6 Cyl. 12.54L 765cid	2003-98	Opt. Delco CS130D replacement	DR	140	12	12168N-DR
6850						
6 Cyl. 12.54L 765cid	2003-98	Opt. Delco CS130D replacement	DR	140	12	12168N-DR
6950						
6 Cyl. 14.04L 856cid	2003-98	Opt. Delco CS130D replacement	DR	140	12	12168N-DR
7300						
All Engines	All	Opt. Delco CS130D replacement	DR	140	12	12168N-DR
H155						
531 Diesel	1973-72	All	DR	72	12	7186-3N
H7						
100 Diesel	1973-72	All	DR	72	12	7186-3N
100 Gas		All	DR	72	12	7186-3N
JOHN DEERE - Industrial Tractor						
210LE						
All Engines	All	Bosch Alt.	BO	65	12	12161N
2640						
276 Diesel	1982-76	Motorola (Std.)	MO	37	12	7353N
4-276 Diesel		Motorola (Std.)	MO	37	12	7353N
301						
Diesel Engines	1976-65	Motorola (Std.)	MO	37	12	7353N
Gas Engines		Motorola (Std.)	MO	37	12	7353N
301A						
Diesel Engines	1976-65	Motorola (Std.)	MO	37	12	7353N
Gas Engines		Motorola (Std.)	MO	37	12	7353N
302						
Diesel Engines	1981-74	Motorola (Std.)	MO	37	12	7353N
Gas Engines		Motorola (Std.)	MO	37	12	7353N
302A						
Diesel Engines	1981-74	Motorola (Std.)	MO	37	12	7353N
3055						
359 Diesel	1992	Bosch Alt.	BO	95	12	12151N
6-359 Diesel		Bosch (Std.)	BO	95	12	12151N
310C						
All Engines	1992-87	Bosch Alt.	BO	95	12	12145N
All Engines		Motorola (Opt.)	MO	65	12	8047N
All Engines		Motorola (Std.)	MO	65	12	8047N
310D						
All Engines	1992-90	Delco Alt.	DR	72	12	7186-3N

ALTERNATORS AND GENERATORS

ENGINE	YEAR	APPLICATION	Mfg	Amp	Volt	PART NUMBER
JOHN DEERE - Industrial Tractor (Cont'd)						
3155						
359 Diesel	1991-87	Bosch Alt.	BO	95	12	12151N
6-359 Diesel	1992-87	Bosch (Std.)	BO	95	12	12151N
315D						
All Engines	1992-90	Delco Alt.	DR	72	12	7186-3N
All Engines	1992-	Bosch (Opt.)	BO	95	12	12159N
All Engines		Bosch (Std.)	BO	65	12	12161N
All Engines		Delco Alt.	DR	72	12	7186-3N
3255						
359 Diesel	1992	Bosch Alt.	BO	95	12	12151N
6-359 Diesel		Bosch (Std.)	BO	95	12	12151N
400G						
All Engines	1992-	Bosch Alt.	BO	95	12	12145N
All Engines		Motorola Alt.	MO	65	12	8047N
All Engines	1988-	12 Volt Bosch (Opt.)	BO	95	12	12145N
All Engines		12 Volt Delco (Std.)	DR	72	12	7186-3N
All Engines		12 Volt Motorola (Opt.)	MO	65	12	8047N
All Engines		24 Volt Delco (Opt.)	DR	40	24	7176N
401C						
Diesel Engines	1976-74	Motorola (Std.)	MO	37	12	7353N
Gas Engines		Motorola (Std.)	MO	37	12	7353N
410B						
All Engines	1986-83	Motorola (Opt.)	MO	65	12	8047N
410C						
All Engines	1993-	Bosch (Std.)	BO	65	12	12161N
All Engines	1992-87	Delco Alt.	DR	72	12	7186-3N
All Engines		Motorola (Opt.)	MO	65	12	8047N
Diesel Engines		Motorola Alt.	MO	65	12	8047N
410D						
4045 Diesel	1990-	Bosch Alt.	BO	95	12	12145N
4045 Diesel		Delco Alt.	DR	72	12	7186-3N
Diesel Engines	1992-90	Delco Alt.	DR	72	12	7186-3N
450G						
All Engines	1993-	12 Volt Bosch Alt.	BO	65	12	12161N
All Engines		12 Volt Motorola Alt.	MO	90	12	8045N
All Engines		Bosch Alt.	BO	95	12	12145N
All Engines		Delco Alt.	DR	105	12	7853N
All Engines		Motorola (Opt.)	MO	90	12	8045N
All Engines		Motorola (Std.)	MO	65	12	8047N
480A						
Diesel Engines	1976-65	Motorola (Std.)	MO	37	12	7353N
Gas Engines		Motorola (Std.)	MO	37	12	7353N
480B						
Diesel Engines	1976-65	Motorola (Std.)	MO	37	12	7353N
Gas Engines		Motorola (Std.)	MO	37	12	7353N
480C						
Diesel Engines	1976-65	Motorola (Std.)	MO	37	12	7353N
Gas Engines		Motorola (Std.)	MO	37	12	7353N
510B						
All Engines	1992-87	Motorola (Std.)	MO	65	12	8047N

ALTERNATORS

ALTERNATORS AND GENERATORS

ENGINE	YEAR	APPLICATION	Mfg	Amp	Volt	PART NUMBER
JOHN DEERE - Industrial Tractor (Cont'd)						
510B (Cont'd)						
All Engines	1986-83	Motorola (Opt.)	MO	65	12	8047N
510C						
All Engines	1992-87	Bosch Alt.	BO	95	12	12145N
All Engines		Delco Alt.	DR	72	12	7186-3N
All Engines		Motorola (Opt.)	MO	65	12	8047N
All Engines		Motorola (Std.)	MO	65	12	8047N
510D						
4045 Diesel	1990-	Bosch Alt.	BO	95	12	12145N
4045 Diesel		Delco Alt.	DR	72	12	7186-3N
All Engines	1992-90	All	DR	72	12	7186-3N
610C						
All Engines	1992-87	Motorola (Std.)	MO	65	12	8047N
All Engines	1989-87	Bosch Alt.	BO	95	12	12145N
All Engines		Delco Alt.	DR	72	12	7186-3N
All Engines		Motorola (Opt.)	MO	65	12	8047N
710B						
All Engines	1989-87	Bosch Alt.	BO	95	12	12145N
All Engines		Delco Alt.	DR	72	12	7186-3N
All Engines	1989-83	Motorola (Opt.)	MO	65	12	8047N
710C						
All Engines	1993-89	Bosch Alt.	BO	95	12	12145N
All Engines		Delco Alt.	DR	72	12	7186-3N
All Engines		Motorola (Opt.)	MO	65	12	8047N
All Engines	1986-83	Motorola (Opt.)	MO	65	12	8047N
710D						
6059 Diesel	1990-	Bosch Alt.	BO	95	12	12145N
All Engines	1992-90	All	DR	72	12	7186-3N
JD300						
Diesel Engines	1974-65	Motorola (Std.)	MO	37	12	7353N
Gas Engines		Motorola (Std.)	MO	37	12	7353N
JD301						
Diesel Engines	1973-71	Motorola (Std.)	MO	37	12	7353N
JD400						
Diesel Engines	1971-65	Motorola (Std.)	MO	37	12	7353N
Gas Engines		Motorola (Std.)	MO	37	12	7353N
JD401						
Diesel Engines	1973-71	Motorola (Std.)	MO	37	12	7353N
Gas Engines		Motorola (Std.)	MO	37	12	7353N
JOHN DEERE - Lawn & Garden Tractor						
320						
JD 4024T 62HP Engine	2005-	Denso System	ND	40	12	12188N
425						
20HP	1997-93	40 Amp Only	ND	40	12	12188N
445						
22HP Gas	1997-93	40 Amp Only	ND	40	12	12188N
455						
Yanmar 22HP Diesel	1997-93	40 Amp Only	ND	40	12	12188N

ALTERNATORS AND GENERATORS

ENGINE	YEAR	APPLICATION	Mfg	Amp	Volt	PART NUMBER
JOHN DEERE - Lawn & Garden Tractor (Cont'd)						
455 (Cont'd)						
Yanmar 3T72	1996-95	Standard, 12 Volt	ND	40	12	12188N
JOHN DEERE - Lift Truck						
482C						
All Engines	1987-	Bosch Alt.	BO	95	12	12145N
All Engines		Delco Alt.	DR	72	12	7186-3N
All Engines		Motorola Alt.	MO	65	12	8047N
485E						
All Engines	All	Bosch Alt.	BO	65	12	12161N
486E						
All Engines	All	Bosch Alt.	BO	65	12	12161N
488E						
All Engines	All	Bosch Alt.	BO	65	12	12161N
JD380						
164 Diesel	1981-74	Motorola (Std.)	MO	37	12	7353N
164 Gas		Motorola (Std.)	MO	37	12	7353N
JD480						
180.6 Gas	1972-66	Motorola (Std.)	MO	37	12	7353N
202 Diesel		Motorola (Std.)	MO	37	12	7353N
JD480A						
202 Diesel	1974-72	Motorola (Std.)	MO	37	12	7353N
JD480B						
All Engines	1981-74	Motorola (Std.)	MO	37	12	7353N
JOHN DEERE - Loader						
244J						
JD 2.4L 59HP Diesel	2004-	Bosch (Std.)	BO	70	12	12445N
304J						
JD 3.1L 73HP Diesel	2004-	Bosch (Std.)	BO	70	12	12445N
310E / 310SE						
All Engines	1995-	Bosch (Opt.)	BO	95	12	12159N
All Engines		Bosch (Std.)	BO	65	12	12161N
315SE						
All Engines	1995-	Bosch (Opt.)	BO	95	12	12159N
All Engines		Bosch (Std.)	BO	95	12	12159N
324H						
All Engines	All	Bosch (Std.)	BO	65	12	12161N
330B Log Loader						
All Engines	All	Bosch (Std.)	BO	95	12	12159N
335 Log Loader						
All Engines	All	Bosch (Std.)	BO	95	12	12159N
335C Log Loader						
JD 6.8L 170HP Diesel	All	Bosch (Std.)	BO	95	12	12159N
344E						
All Engines	1995-88	Delco (Opt.)	DR	105	12	7853N

ALTERNATORS

ALTERNATORS AND GENERATORS

ENGINE	YEAR	APPLICATION	Mfg	Amp	Volt	PART NUMBER
JOHN DEERE - Loader (Cont'd)						
344E (Cont'd)						
All Engines		Motorola (Std.)	MO	90	12	8045N
344G						
All Engines	1995-	Bosch (Opt.)	BO	80	24	12157N
All Engines		Bosch (Std.)	BO	45	24	12148N
344H						
All Engines	All	Bosch (Std.)	BO	65	12	12161N
344J						
JD 4.5L 97HP Diesel	All	Bosch (Std.)	BO	65	12	12161N
430B Log Loader						
All Engines	All	Bosch (Opt.)	BO	95	12	12159N
All Engines		Bosch (Std.)	BO	95	12	12145N
435 Log Loader						
All Engines	All	Bosch (Opt.)	BO	95	12	12159N
All Engines		Bosch (Std.)	BO	95	12	12145N
435C Log Loader						
All Engines	All	Bosch (Opt.)	BO	95	12	12159N
All Engines		Bosch (Std.)	BO	95	12	12145N
437C Log Loader						
All Engines	All	Bosch (Opt.)	BO	95	12	12159N
All Engines		Bosch (Std.)	BO	95	12	12145N
444C						
329 Diesel	1986-82	Delco Alt.	DR	72	12	7186-3N
444D						
329 Diesel	1988-87	Delco Alt. (3-Pin)	DR	72	12	7186-3N
329 Diesel		Denso Alt.	ND	80	12	13143N
329 Diesel		Motorola Alt.	MO	65	12	8047N
444E						
All Engines	1995-88	Delco (Opt.)	DR	105	12	7853N
All Engines		Motorola (Opt.)	MO	90	12	8045N
All Engines		Motorola (Std.)	MO	65	12	8047N
444G						
All Engines	1995-	Bosch (Opt.)	BO	80	24	12157N
All Engines		Bosch (Std.)	BO	45	24	12148N
444H						
All Engines	1997-	Bosch (Opt.)	BO	55	24	12587N
All Engines		Bosch (Std.)	BO	45	24	12148N
444J						
All Engines	All	Bosch (Opt.)	BO	80	24	12157N
All Engines		Bosch (Std.)	BO	55	24	12587N
444K						
JD 4.5L 115HP Diesel	All	Bosch (Opt.)	BO	100	24	12493N
JD 4.5L 115HP Diesel	0000	w/Bosch (Std.)	BO	80	24	12599N
524K						
JD 6.8L 125HP Diesel	All	Bosch (Opt.)	BO	100	24	12493N
JD 6.8L 125HP Diesel	0000	w/Bosch (Std.)	BO	80	24	12599N

ALTERNATORS AND GENERATORS

ENGINE	YEAR	APPLICATION	Mfg	Amp	Volt	PART NUMBER
JOHN DEERE - Loader (Cont'd)						
530B Log Loader						
All Engines	All	Bosch (Opt.)	BO	120	12	12373N
All Engines		Bosch (Std.)	BO	120	12	12373N
535 Log Loader						
All Engines	All	Bosch (Opt.)	BO	120	12	12373N
All Engines		Bosch (Std.)	BO	120	12	12373N
544C						
414 Diesel	1986-82	Delco (Opt.)	DR	72	12	7186-3N
414 Diesel		Delco (Std.)	DR	72	12	7186-3N
414 Diesel		Upgrade 105 Amp version	DR	105	12	7186-12N-105A
544D						
All Engines	1988-87	Delco Alt. (3-Pin)	DR	72	12	7186-3N
All Engines		Denso Alt.	ND	80	12	13143N
All Engines		Motorola Alt.	MO	65	12	8047N
544H						
All Engines	All	Bosch (Opt.)	BO	80	24	12157N
All Engines		Bosch (Std.)	BO	55	24	12587N
544J						
All Engines	All	Bosch (Opt.)	BO	80	24	12157N
All Engines		Bosch (Std.)	BO	55	24	12587N
544K						
JD 6.8L 145HP Diesel	All	Bosch (Opt.)	BO	100	24	12493N
JD 6.8L 145HP Diesel	0000	w/Bosch (Std.)	BO	80	24	12599N
624E						
All	1992-88	Bosch Replacement Unit, 200 Amp	BO	200	12	12715N
All		w/Delco 21SI (Opt.)	DR	130	12	7681N
All Engines		Delco 15SI (Opt.)	DR	105	12	7853N
All Engines		Delco Alt. (2-Pin)	DR	72	12	7186-3N
All Engines		Delco Alt. (3-Pin)	DR	72	12	7186-3N
All Engines		Motorola (Opt.)	MO	90	12	8045N
All Engines		Motorola (Std.)	MO	65	12	8047N
J.Deere 6068 Dsl.		Delco 21SI, 130A	DR	130	12	7681N
J.Deere 6-414 Dsl.		Delco 21SI, 130A	DR	130	12	7681N
624G						
All	1994-	w/Bosch (Opt.)	BO	135	12	12162N
All Engines		Bosch (Opt.)	BO	135	12	12162N
All Engines		Bosch (Std.)	BO	95	12	12145N
624H						
All Engines	All	Bosch (Opt.)	BO	80	24	12157N
All Engines		Bosch (Std.)	BO	55	24	12587N
624J						
All Engines	All	Bosch (Opt.)	BO	80	24	12157N
All Engines		Bosch (Std.)	BO	55	24	12587N
624K						
JD 6.8L 170HP Diesel	All	Bosch (Opt.)	BO	100	24	12493N
JD 6.8L 170HP Diesel	0000	w/Bosch (Std.)	BO	80	24	12599N
644C						
All Engines	1986-82	Delco (Opt.)	DR	72	12	7186-3N
All Engines		Delco (Std.)	DR	72	12	7186-3N

ALTERNATORS

ALTERNATORS AND GENERATORS

ENGINE	YEAR	APPLICATION	Mfg	Amp	Volt	PART NUMBER
JOHN DEERE - Loader (Cont'd)						
644D						
All Engines	1988-87	Delco Alt. (3-Pin)	DR	72	12	7186-3N
All Engines		Denso Alt.	ND	80	12	13143N
All Engines		Motorola Alt.	MO	65	12	8047N
644E						
All	1992-88	Bosch Replacement Unit, 200 Amp	BO	200	12	12715N
All		w/Delco 21SI (Opt.)	DR	130	12	7681N
All Engines		Delco 15SI (Opt.)	DR	105	12	7853N
All Engines		Delco Alt. (2-Pin)	DR	72	12	7186-3N
All Engines		Delco Alt. (3-Pin)	DR	72	12	7186-3N
All Engines		Motorola (Opt.)	MO	90	12	8045N
All Engines		Motorola (Std.)	MO	65	12	8047N
J.Deere 6-466T Diesel	1992-87	Delco 21SI, 130A	DR	130	12	7681N
644G						
All	1993-	w/Bosch (Opt.)	BO	135	12	12162N
All Engines		Bosch (Opt.)	BO	135	12	12162N
All Engines		Bosch (Std.)	BO	95	12	12145N
644H						
All Engines	All	Bosch (Opt.)	BO	80	24	12157N
All Engines		Bosch (Std.)	BO	55	24	12587N
644J						
All Engines	All	Bosch (Opt.)	BO	80	24	12157N
All Engines		Bosch (Std.)	BO	55	24	12587N
644K						
JD 6.8L 185HP Diesel	All	Bosch (Opt.)	BO	100	24	12493N
JD 6.8L 185HP Diesel	0000	w/Bosch (Std.)	BO	80	24	12599N
724J						
All Engines	All	Bosch (Opt.)	BO	80	24	12157N
All Engines		Bosch (Std.)	BO	55	24	12587N
724K						
JD 9.0L 227HP Diesel	All	Bosch (Opt.)	BO	100	24	12493N
JD 9.0L 227HP Diesel	0000	w/Bosch (Std.)	BO	80	24	12599N
744H						
All Engines	1995-	Bosch Alt.	BO	80	24	12157N
744J						
All Engines	All	Bosch (Std.)	BO	80	24	12157N
744K						
JD 9.0L 274HP Diesel	All	Bosch (Opt.)	BO	100	24	12493N
JD 9.0L 274HP Diesel	0000	w/Bosch (Std.)	BO	80	24	12599N
824J						
All Engines	All	Bosch (Std.)	BO	80	24	12157N
824K						
JD 13.5L 290HP Diesel	All	Bosch (Opt.)	BO	100	24	12493N
JD 13.5L 290HP Diesel	0000	w/Bosch (Std.)	BO	80	24	12599N
844K						
JD 13.5L 330HP Diesel	All	Bosch (Opt.)	BO	100	24	12493N
JD 13.5L 330HP Diesel	0000	w/Bosch (Std.)	BO	80	24	12599N
JD444						
329 Diesel	1981-76	Delco (80-76)	DR	72	12	7186-3N

ALTERNATORS AND GENERATORS

ENGINE	YEAR	APPLICATION	Mfg	Amp	Volt	PART NUMBER
JOHN DEERE - Loader (Cont'd)						
JD444 (Cont'd)						
329 Diesel		Delco (82-81)	DR	72	12	7186-3N
JD544B						
414 Diesel	1982-75	Delco (76-75)	DR	72	12	7186-3N
414 Diesel		Delco (80-77)	DR	72	12	7186-3N
414 Diesel		Delco (82-81)	DR	72	12	7186-3N
JD644B						
531 Diesel	1982-75	Delco (76-75)	DR	72	12	7186-3N
531 Diesel		Delco (80-77)	DR	72	12	7186-3N
531 Diesel		Delco (82-81)	DR	72	12	7186-3N
JOHN DEERE - Logger						
2054						
All Engines	All	Bosch (Opt.)	BO	80	24	12157N
All Engines		Bosch (Std.)	BO	45	24	12148N
All Engines	1990-	Opt. Delco CS130D replacement	DR	140	12	12168N-DR
2554						
All Engines	All	Bosch (Opt.)	BO	80	24	12157N
All Engines		Bosch (Std.)	BO	45	24	12148N
3554						
All Engines	All	Bosch (Opt.)	BO	80	24	12157N
All Engines		Bosch (Std.)	BO	45	24	12148N
JOHN DEERE - Mower - Fairway						
3225B						
JD Series 220 32HP Diesel	All	Denso 40 Amp Alternator	ND	40	12	12188N
3245C						
JD Series 220 48HP Diesel	2006-04	Denso 40 Amp Alternator	ND	40	12	12188N
JOHN DEERE - Mower - Professional						
900						
All Engines	All	Bosch Alt.	BO	80	24	12157N
JOHN DEERE - Mower - Wide Area						
1600						
Yanmar 51HP Diesel	All	Std. 40 Amp	ND	40	12	12188N
JOHN DEERE - Mower - Z-Trak						
997						
Yanmar 30HP Diesel	All	Std. 40 Amp	ND	40	12	12188N
JOHN DEERE - Other Agricultural Equipment						
6610						
6 Cyl. 7.67L 468cid	1995-93	Opt. Delco CS130D replacement	DR	140	12	12168N-DR
6 Cyl. 7.67L 468cid	1995-92	Bosch (Opt.)	BO	120	12	12370N
6 Cyl. 7.67L 468cid		Bosch (Std.)	BO	90	12	12379N

ALTERNATORS

ALTERNATORS AND GENERATORS

ENGINE	YEAR	APPLICATION	Mfg	Amp	Volt	PART NUMBER
JOHN DEERE - Other Agricultural Equipment (Cont'd)						
6810						
6 Cyl. 14.04L 856cid	1997-93	Opt. Delco CS130D replacement	DR	140	12	12168N-DR
6 Cyl. 14.04L 856cid	1997-92	Bosch (Opt.)	BO	120	12	12370N
6 Cyl. 14.04L 856cid		Bosch (Std.)	BO	90	12	12379N
6910						
6 Cyl. 14.04L 856cid	1997-93	Opt. Delco CS130D replacement	DR	140	12	12168N-DR
6 Cyl. 14.04L 856cid	1997-92	Bosch (Opt.)	BO	120	12	12370N
6 Cyl. 14.04L 856cid		Bosch (Std.)	BO	90	12	12379N
JOHN DEERE - Power Unit						
164						
All Engines	1986-83	Delco Alt.	DR	72	12	7186-3N
All Engines		Upgrade 105 Amp version	DR	105	12	7186-12N-105A
276						
All Engines	1986-83	Delco Alt.	DR	72	12	7186-3N
All Engines		Upgrade 105 Amp version	DR	105	12	7186-12N-105A
303						
All Engines	1970-	Motorola (Opt.)	MO	65	12	8047N
3164						
164 Diesel	1986-83	Delco (Opt.)	DR	72	12	7186-3N
164 Diesel		Delco (Std.)	DR	72	12	7186-3N
164 Diesel		Upgrade 105 Amp version	DR	105	12	7186-12N-105A
329						
All Engines	1986-83	Delco Alt.	DR	72	12	7186-3N
All Engines		Upgrade 105 Amp version	DR	105	12	7186-12N-105A
All Engines	1970-	Motorola (Opt.)	MO	65	12	8047N
404						
All Engines	1986-81	Delco Alt.	DR	72	12	7186-3N
All Engines		Upgrade 105 Amp version	DR	105	12	7186-12N-105A
414						
All Engines	1986-83	Delco Alt.	DR	72	12	7186-3N
All Engines		Upgrade 105 Amp version	DR	105	12	7186-12N-105A
4219						
219 Diesel	1986-83	Delco (Opt.)	DR	72	12	7186-3N
219 Diesel		Delco (Std.)	DR	72	12	7186-3N
219 Diesel		Upgrade 105 Amp version	DR	105	12	7186-12N-105A
4276						
276 Diesel	1986-83	Delco (Opt.)	DR	72	12	7186-3N
276 Diesel		Delco (Std.)	DR	72	12	7186-3N
276 Diesel		Upgrade 105 Amp version	DR	105	12	7186-12N-105A
466						
All Engines	1986-81	Delco Alt.	DR	72	12	7186-3N
All Engines		Upgrade 105 Amp version	DR	105	12	7186-12N-105A
531						
All Engines	1982-81	Delco Alt.	DR	72	12	7186-3N
All Engines		Upgrade 105 Amp version	DR	105	12	7186-12N-105A
6329						
329 Diesel	1986-83	Delco (Opt.)	DR	72	12	7186-3N
329 Diesel		Delco (Std.)	DR	72	12	7186-3N

ALTERNATORS AND GENERATORS

ENGINE	YEAR	APPLICATION	Mfg	Amp	Volt	PART NUMBER
JOHN DEERE - Power Unit (Cont'd)						
6329 (Cont'd)						
329 Diesel		Upgrade 105 Amp version	DR	105	12	7186-12N-105A
6404						
404 Diesel	1986-83	Delco (Opt.)	DR	72	12	7186-3N
404 Diesel		Delco (Std.)	DR	72	12	7186-3N
404 Diesel		Upgrade 105 Amp version	DR	105	12	7186-12N-105A
6414						
414 Diesel	1986-83	Delco (Opt.)	DR	72	12	7186-3N
414 Diesel		Delco (Std.)	DR	72	12	7186-3N
414 Diesel		Upgrade 105 Amp version	DR	105	12	7186-12N-105A
6466						
466 Diesel	1986-83	Delco (Opt.)	DR	72	12	7186-3N
466 Diesel		Delco (Std.)	DR	72	12	7186-3N
466 Diesel		Upgrade 105 Amp version	DR	105	12	7186-12N-105A
6531						
531 Diesel	1986-83	Delco (Opt.)	DR	72	12	7186-3N
531 Diesel		Delco (Std.)	DR	72	12	7186-3N
531 Diesel		Upgrade 105 Amp version	DR	105	12	7186-12N-105A
6619						
619 Diesel	1986-83	Delco (Opt.)	DR	72	12	7186-3N
619 Diesel		Delco (Std.)	DR	72	12	7186-3N
619 Diesel		Upgrade 105 Amp version	DR	105	12	7186-12N-105A
All Engines	All	Delco System (12 Volt - 2-Prong)	DR	72	12	7186-3N
All Engines		Delco System (12 Volt - 3-Prong)	DR	72	12	7186-3N
All Engines		Delco System (24 Volt)	DR	40	24	7176N
All Engines		Motorola System (12 Volt - Code 3101)	MO	65	12	8047N
All Engines		Motorola System (12 Volt - Code 3106)	MO	65	12	8047N
All Engines		Upgrade 105 Amp version	DR	105	12	7186-12N-105A
8955						
955 Diesel	1986-83	Delco (Opt.)	DR	72	12	7186-3N
955 Diesel		Delco (Std.)	DR	72	12	7186-3N
955 Diesel		Upgrade 105 Amp version	DR	105	12	7186-12N-105A
CD3029DF						
Genset - Code 3106	All	Magnetron Alt.	MA	55	12	12140N
Genset - Code 3112		Magnetron Alt.	MA	55	12	12140N
CD4039DF / TF						
Genset - Code 3106	All	Magnetron Alt.	MA	55	12	12140N
CD4045TF						
Genset - Code 3106	All	Magnetron Alt.	MA	55	12	12140N
CD6059TF						
Genset - Code 3107	All	Magnetron Alt.	MA	55	12	12140N
CD6068TF						
Genset - Code 3107	All	Magnetron Alt.	MA	55	12	12140N
JOHN DEERE - Scraper						
862B						
All Engines	1982-	Delco Alt.	DR	40	24	7176N
JD762B						
All Engines	1982-	Bosch (Opt.)	BO	80	24	12157N

ALTERNATORS

ALTERNATORS AND GENERATORS

ENGINE	YEAR	APPLICATION	Mfg	Amp	Volt	PART NUMBER
JOHN DEERE - Scraper (Cont'd)						
JD762B (Cont'd)						
All Engines		Delco (Std.)	DR	40	24	7176N
JOHN DEERE - Skid Steer Loader						
250						
JD 3029T 61HP Engine	2004-99	To Ser. #115680	MA	55	12	12140N
270						
JD 4045D 77HP Engine	2004-99	Early Versions	BO	65	12	12161N
JD 4045D 77HP Engine		Later Versions	MA	55	12	12130N
280						
JD 4045T 90HP Engine	2004-02	Magnetron System	MA	55	12	12130N
313						
JD 4024T 49HP Engine	2007-	Bosch	BO	70	12	12445N
315						
JD 4024T 49HP Engine	2007-	Bosch	BO	70	12	12445N
325 Skid Steer Loader						
JD 5030T 70HP Engine	2004-00	Bosch	BO	70	12	12445N
328						
JD 5030TW 76HP Engine	2005-	Bosch	BO	70	12	12445N
4475						
Yanmar 31HP Diesel	1998-94	Hitachi Alt.	HI	40	12	12112N
5575						
Yanmar 36HP Diesel	1998-95	Hitachi Alt.	HI	40	12	12112N
6675						
Yanmar 42HP Diesel	1998-94	Hitachi Alt.	HI	40	12	12112N
675						
Yanmar 4TNA82	1989-87	Denso System	ND	40	12	12188N
675B						
Yanmar 4TNA82	1994-87	Denso System	ND	40	12	12188N
7775						
Yanmar 49HP Diesel	1998-94	Hitachi Alt.	HI	40	12	12112N
8875						
J. Deere 61HP Turbo Diesel	1998-94	Magnetron	MA	55	12	12140N
JOHN DEERE - Skidder						
340D						
276 Diesel	1988-84	Delco Alt.	DR	72	12	7186-3N
276 Diesel		Upgrade 105 Amp version	DR	105	12	7186-12N-105A
360D						
All Engines	All	Bosch (Opt.)	BO	120	12	12373N
All Engines		Bosch (Std.)	BO	65	12	12161N
440C						
276 Diesel	1984-76	Delco (3-Pin)	DR	72	12	7186-3N
276 Diesel	1980-76	Delco (2-Pin)	DR	72	12	7186-3N

ALTERNATORS AND GENERATORS

ENGINE	YEAR	APPLICATION	Mfg	Amp	Volt	PART NUMBER
JOHN DEERE - Skidder (Cont'd)						
440C (Cont'd)						
All Engines	1984-76	Delco Alt.	DR	72	12	7186-3N
440D						
276 Diesel	1992-84	Delco (Opt.)	DR	72	12	7186-3N
276 Diesel		Delco (Std.)	DR	72	12	7186-3N
276 Diesel		Motorola (Opt.)	MO	65	12	8047N
448D						
All Engines	1985-84	Delco (Opt.)	DR	72	12	7186-3N
All Engines		Delco (Std.)	DR	72	12	7186-3N
All Engines		Motorola (Opt.)	MO	65	12	8047N
460D						
All Engines	All	Bosch (Opt.)	BO	120	12	12373N
All Engines		Bosch (Std.)	BO	65	12	12161N
540B						
276 Diesel	1981-76	Delco (2-Pin)	DR	72	12	7186-3N
276 Diesel		Delco (3-Pin)	DR	72	12	7186-3N
540D						
All Engines	1992-85	Delco (Opt.)	DR	72	12	7186-3N
All Engines		Delco (Std.)	DR	72	12	7186-3N
All Engines		Motorola (Opt.)	MO	65	12	8047N
540E						
4045 Diesel	1993-	Bosch (Opt.)	BO	95	12	12145N
4045 Diesel		Bosch Replacement Unit, 200 Amp	BO	200	12	12715N
4045 Diesel		Delco (Std.)	DR	72	12	7186-3N
4045 Diesel		w/Bosch (Opt.)	BO	135	12	12162N
4045 Diesel		w/Delco (Opt.)	DR	130	12	7681N
Diesel	2007-93	Delco 21SI, 130A	DR	130	12	7681N
540G						
All	1993-	w/Bosch (Opt.)	BO	135	12	12162N
All Engines		Bosch (Opt.)	BO	95	12	12145N
All Engines		Bosch (Std.)	BO	65	12	12161N
540G-II						
All	0000	w/Bosch (Opt.)	BO	135	12	12162N
All Engines	All	Bosch (Opt.)	BO	135	12	12162N
All Engines		Bosch (Std.)	BO	65	12	12161N
540G-III						
All Engines	All	Bosch (Opt.)	BO	95	12	12159N
All Engines		Bosch (Std.)	BO	65	12	12161N
548D						
All Engines	1992-85	Delco (Opt.)	DR	72	12	7186-3N
All Engines		Delco (Std.)	DR	72	12	7186-3N
All Engines		Motorola (Opt.)	MO	65	12	8047N
548E						
All	1993-	Bosch Replacement Unit, 200 Amp	BO	200	12	12715N
All		w/Bosch (Opt.)	BO	135	12	12162N
All		w/Delco (Opt.)	DR	130	12	7681N
All Engines		Bosch (Opt.)	BO	95	12	12145N
All Engines		Delco (Std.)	DR	72	12	7186-3N
Diesel	2007-93	Delco 21SI, 130A	DR	130	12	7681N

ALTERNATORS

ALTERNATORS AND GENERATORS

ENGINE	YEAR	APPLICATION	Mfg	Amp	Volt	PART NUMBER
JOHN DEERE - Skidder (Cont'd)						
548G						
All	1993-	w/Bosch (Opt.)	BO	135	12	12162N
All Engines		Bosch (Opt.)	BO	95	12	12145N
All Engines		Bosch (Std.)	BO	65	12	12161N
548G-II						
All	0000	w/Bosch (Opt.)	BO	135	12	12162N
All Engines	All	Bosch (Opt.)	BO	135	12	12162N
All Engines		Bosch (Std.)	BO	65	12	12161N
548G-III						
All Engines	All	Bosch (Opt.)	BO	95	12	12159N
All Engines		Bosch (Std.)	BO	65	12	12161N
560D						
All Engines	All	Bosch (Opt.)	BO	95	12	12159N
All Engines		Bosch (Std.)	BO	65	12	12161N
640						
414 Diesel	1985-75	Delco (Opt.)	DR	72	12	7186-3N
414 Diesel		Delco (Std.)	DR	72	12	7186-3N
640D						
414 Diesel	1992-85	Delco (Opt.)	DR	72	12	7186-3N
414 Diesel		Delco (Std.)	DR	72	12	7186-3N
414 Diesel		Motorola (Opt.)	MO	65	12	8047N
640E						
6068 Diesel	1993-	Bosch (Opt.)	BO	95	12	12145N
6068 Diesel		Bosch Replacement Unit, 200 Amp	BO	200	12	12715N
6068 Diesel		Delco (Std.)	DR	72	12	7186-3N
6068 Diesel		w/Bosch (Opt.)	BO	135	12	12162N
6068 Diesel		w/Delco (Opt.)	DR	130	12	7681N
Diesel	2007-93	Delco 21SI, 130A	DR	130	12	7681N
640G						
All	1993-	w/Bosch (Opt.)	BO	135	12	12162N
All Engines		Bosch (Opt.)	BO	95	12	12145N
All Engines		Bosch (Std.)	BO	65	12	12161N
640G-II						
All	0000	w/Bosch (Opt.)	BO	135	12	12162N
All Engines	All	Bosch (Opt.)	BO	135	12	12162N
All Engines		Bosch (Std.)	BO	65	12	12161N
640G-III						
All Engines	All	Bosch (Opt.)	BO	95	12	12159N
All Engines		Bosch (Std.)	BO	65	12	12161N
640H						
JD 6.8L 172HP Diesel	All	Bosch (Opt.)	BO	120	12	12373N
JD 6.8L 172HP Diesel		Bosch (Std.)	BO	95	12	12159N
648D						
6068 Engine	1992-85	Delco (Opt.)	DR	72	12	7186-3N
6068 Engine		Delco (Std.)	DR	72	12	7186-3N
6068 Engine		Motorola (Opt.)	MO	65	12	8047N
648E						
6068 Engine	1993-	Bosch (Opt.)	BO	95	12	12145N
6068 Engine		Bosch Replacement Unit, 200 Amp	BO	200	12	12715N
6068 Engine		Delco (Std.)	DR	72	12	7186-3N

ALTERNATORS AND GENERATORS

ENGINE	YEAR	APPLICATION	Mfg	Amp	Volt	PART NUMBER
JOHN DEERE - Skidder (Cont'd)						
648E (Cont'd)						
6068 Engine		w/Bosch (Opt.)	BO	135	12	12162N
6068 Engine		w/Delco (Opt.)	DR	130	12	7681N
Diesel	2007-93	Delco 21SI, 130A	DR	130	12	7681N
648G						
6068 Engine	1993-	Bosch (Opt.)	BO	95	12	12145N
6068 Engine		w/Bosch (Opt.)	BO	135	12	12162N
648G-II						
All	0000	w/Bosch (Opt.)	BO	135	12	12162N
All Engines	All	Bosch (Opt.)	BO	135	12	12162N
All Engines		Bosch (Std.)	BO	65	12	12161N
648G-III						
All Engines	All	Bosch (Opt.)	BO	95	12	12159N
All Engines		Bosch (Std.)	BO	65	12	12161N
648H						
JD 6.8L 172HP Diesel	All	Bosch (Std.)	BO	120	12	12373N
660D						
All	0000	w/Bosch (Std.)	BO	135	12	12162N
All Engines	All	Bosch (Std.)	BO	135	12	12162N
740						
All Engines	All	Bosch Alt.	BO	95	12	12159N
740A						
466 Diesel	1988-80	Delco (Opt.)	DR	72	12	7186-3N
466 Diesel		Delco (Std.)	DR	72	12	7186-3N
466 Diesel		Upgrade 105 Amp version	DR	105	12	7186-12N-105A
740E						
6076 Engine	1993-	Bosch (Opt.)	BO	95	12	12145N
6076 Engine		Bosch Replacement Unit, 200 Amp	BO	200	12	12715N
6076 Engine		Delco (Std.)	DR	72	12	7186-3N
6076 Engine		w/Bosch (Opt.)	BO	135	12	12162N
6076 Engine		w/Delco (Opt.)	DR	130	12	7681N
Diesel	2007-93	Delco 21SI, 130A	DR	130	12	7681N
740G						
All	1993-	w/Bosch (Opt.)	BO	135	12	12162N
All Engines		Bosch (Opt.)	BO	95	12	12145N
748E						
6076 Engine	1993-	Bosch (Opt.)	BO	95	12	12145N
6076 Engine		Bosch Replacement Unit, 200 Amp	BO	200	12	12715N
6076 Engine		Delco (Std.)	DR	72	12	7186-3N
6076 Engine		w/Bosch (Opt.)	BO	135	12	12162N
6076 Engine		w/Delco (Opt.)	DR	130	12	7681N
Diesel	2007-93	Delco 21SI, 130A	DR	130	12	7681N
748G						
All	1993-	w/Bosch (Opt.)	BO	135	12	12162N
All Engines		Bosch (Opt.)	BO	95	12	12145N
748G-II						
All	0000	w/Bosch (Std.)	BO	135	12	12162N
All Engines	All	Bosch (Std.)	BO	135	12	12162N
748G-III						
All Engines	All	Bosch (Opt.)	BO	95	12	12159N

ALTERNATORS

ALTERNATORS AND GENERATORS

ENGINE	YEAR	APPLICATION	Mfg	Amp	Volt	PART NUMBER
JOHN DEERE - Skidder (Cont'd)						
748G-III (Cont'd)						
All Engines		Bosch (Std.)	BO	65	12	12161N
748H						
JD 6.8L 189HP Diesel	All	Bosch (Std.)	BO	120	12	12373N
848G						
All	0000	w/Bosch (Std.)	BO	135	12	12162N
All Engines	All	Bosch (Std.)	BO	135	12	12162N
848H						
JD 6.8L 200HP Diesel	All	Bosch (Std.)	BO	120	12	12373N
JOHN DEERE - Sprayer						
4920						
All Engines	All	Bosch IF/IR 150 Amp	BO	150	12	12880N
4730						
6-414 Diesel	All	Bosch (Std.)	BO	200	12	12795N
4830						
6-414 Diesel	All	Bosch (Std.)	BO	200	12	12795N
4930						
6-551 Diesel	All	Bosch (Std.)	BO	200	12	12795N
6000						
219 Diesel	1979-75	Motorola (Opt.)	MO	65	12	8047N
6700						
All Engines	All	Bosch (Std.)	BO	120	12	12373N
JOHN DEERE - Tool Carrier						
544E						
All	1995-88	Bosch Replacement Unit, 200 Amp	BO	200	12	12715N
All		w/Delco (Opt.)	DR	130	12	7681N
All	1992-88	w/Delco 21SI (Opt.)	DR	130	12	7681N
All Engines	1995-88	Delco (Opt.)	DR	105	12	7853N
All Engines		Delco (Std.)	DR	72	12	7186-3N
All Engines		Motorola (Std.)	MO	65	12	8047N
All Engines	1992-88	Delco 15SI (Opt.)	DR	105	12	7853N
All Engines		Delco Alt. (2-Pin)	DR	72	12	7186-3N
All Engines		Delco Alt. (3-Pin)	DR	72	12	7186-3N
All Engines		Motorola (Opt.)	MO	90	12	8045N
J.Deere 6-359T Diesel	1992-87	Delco 21SI, 130A	DR	130	12	7681N
544G						
6059 Diesel	1994-	Bosch (Opt.)	BO	135	12	12162N
6059 Diesel		Bosch (Std.)	BO	95	12	12145N
6059 Diesel		w/Bosch (Opt.)	BO	135	12	12162N
All		w/Bosch (Opt.)	BO	135	12	12162N
All Engines		Bosch (Opt.)	BO	135	12	12162N
All Engines		Bosch (Std.)	BO	95	12	12145N
TC44H						
All Engines	1997-	Bosch (Opt.)	BO	80	24	12157N
All Engines		Bosch (Std.)	BO	45	24	12148N
TC54H						
All Engines	All	Bosch (Opt.)	BO	80	24	12157N

ALTERNATORS AND GENERATORS

ENGINE	YEAR	APPLICATION	Mfg	Amp	Volt	PART NUMBER
JOHN DEERE - Tool Carrier (Cont'd)						
TC54H (Cont'd)						
All Engines		Bosch (Std.)	BO	55	24	12587N
TC62H						
All Engines	All	Bosch (Opt.)	BO	80	24	12157N
All Engines		Bosch (Std.)	BO	55	24	12587N
JOHN DEERE - Track Loader						
CT315						
JD 2.4L 49HP Diesel	All	Bosch (Std.)	BO	70	12	12445N
CT322						
JD 2.4L 66HP Diesel	All	Bosch (Std.)	BO	70	12	12445N
CT332						
JD 3.1L 82HP Diesel	All	Bosch (Std.)	BO	70	12	12445N
JOHN DEERE - Tractor - Lawn						
120						
All Engines	All	Std. Bosch Alt.	BO	45	24	12148N
240						
JD 3029D 46HP Engine	2004-99	To Ser. #115680	MA	55	12	12140N
260						
JD 3029T 69HP Engine	2004-99	To Ser. #115680	MA	55	12	12140N
317						
JD 4024T 57HP Engine	2005-	Denso System	ND	40	12	12188N
X495						
Yanmar 24HP Diesel	All	40 Amp Alternator	ND	40	12	12188N
X595 4WD						
Yanmar 24HP Diesel	All	40 Amp Alternator	ND	40	12	12188N
X740						
Yanmar 24HP Diesel	All	40 Amp Alternator	ND	40	12	12188N
X744						
Yanmar 24HP Diesel	All	40 Amp Alternator	ND	40	12	12188N
X748						
Yanmar 24HP Diesel	All	40 Amp Alternator	ND	40	12	12188N
X748SE						
Yanmar 24HP Diesel	All	40 Amp Alternator	ND	40	12	12188N
X749						
Yanmar 24HP Diesel	All	40 Amp Alternator	ND	40	12	12188N
JOHN DEERE - Tractor Loader						
110 TLB						
Yanmar 4TNE84	All	Denso 40 Amp Alternator	ND	40	12	12356N
Yanmar 4TNV88		Denso 40 Amp Alternator	ND	40	12	12356N
Yanmar 4TNV88 Diesel	2007-99	w/ Denso 60A	ND	60	12	12651N

ALTERNATORS

ALTERNATORS AND GENERATORS

ENGINE	YEAR	APPLICATION	Mfg	Amp	Volt	PART NUMBER
JOHN DEERE - Utility Tractor						
1020						
135 Gas	1973-65	Motorola (Std.)	MO	37	12	7353N
152 Diesel		Motorola (Std.)	MO	37	12	7353N
2.7L Diesel		Bosch (Opt.)	BO	55	12	13193N
1050						
Yanmar 3T90 Diesel	1988-80	Denso Alt.	ND	25	12	14519N
1250						
Yanmar 3T90 Diesel	1989-82	Denso Alt.	ND	25	12	14519N
1450						
All Engines	All	Bosch Alt. (Std.)	BO	120	12	12373N
Yanmar 3T90 Diesel	1989-82	Denso Alt.	ND	25	12	14519N
1520						
164 Diesel	1973-68	Motorola (Std.)	MO	37	12	7353N
164 Gas		Motorola (Std.)	MO	37	12	7353N
1530						
164 Diesel	1975-74	Bosch (Opt.)	BO	55	12	13193N
164 Diesel		Motorola (Std.)	MO	37	12	7353N
1650						
Yanmar 3T90 Diesel	1989-82	Denso Alt.	ND	25	12	14519N
2020						
180 Gas	1972-65	Motorola (Std.)	MO	37	12	7353N
202 Diesel		Motorola (Std.)	MO	37	12	7353N
All Engines	1979-70	Bosch (Opt.)	BO	55	12	13193N
2030						
219 Diesel	1975-71	Motorola (Std.)	MO	37	12	7353N
219 Gas		Motorola (Std.)	MO	37	12	7353N
All Engines	1979-70	Motorola Alt.	MO	37	12	7353N
2040						
152 Diesel	1985-79	Bosch (Opt.)	BO	55	12	13193N
3-164 Diesel	1982-76	Bosch (Opt.)	BO	55	12	13193N
2155						
3-179 Diesel	1992-87	Bosch (Opt.)	BO	55	12	13193N
2240						
164 Diesel	1982-76	Bosch (Opt.)	BO	55	12	13193N
3-179 Diesel		Bosch (Opt.)	BO	55	12	13193N
2355						
4-239 Diesel	1992-86	Bosch (Std.)	BO	55	12	13193N
All Engines	1992-87	Bosch (Opt.)	BO	95	12	12151N
3005						
Yanmar 27.5HP Diesel	All	Denso 40 Amp Alternator	ND	40	12	12188N
3032E						
Yanmar 31.4HP Diesel	All	Denso 40 Amp Alternator	ND	40	12	12356N
3038E						
Yanmar 37.1HP Diesel	All	Denso 40 Amp Alternator	ND	40	12	12356N
4005						
Yanmar 41.5HP Diesel	All	Denso 40 Amp Alternator	ND	40	12	12188N

ALTERNATORS AND GENERATORS

ENGINE	YEAR	APPLICATION	Mfg	Amp	Volt	PART NUMBER
JOHN DEERE - Utility Tractor (Cont'd)						
4105						
Yanmar 40.5HP Diesel	All	Denso 40 Amp Alternator	ND	40	12	12356N
4200 Utility Tractor						
Yanmar 26HP Dsl.	2007-99	w/ Denso 60A	ND	60	12	12651N
4210 Utility Tractor						
Yanmar 28HP Dsl.	2010-02	w/ Denso 60A	ND	60	12	12651N
4300 Utility Tractor						
Yanmar 32HP Dsl.	2007-99	w/ Denso 60A	ND	60	12	12651N
4310 Utility Tractor						
Yanmar 32HP Dsl.	2010-02	w/ Denso 60A	ND	60	12	12651N
4400 Utility Tractor						
Yanmar 35HP Dsl.	2007-99	w/ Denso 60A	ND	60	12	12651N
4410 Utility Tractor						
Yanmar 35HP Dsl.	2010-02	w/ Denso 60A	ND	60	12	12651N
4500 Utility Tractor						
Yanmar 39HP Dsl.	2007-99	w/ Denso 60A	ND	60	12	12651N
4510 Utility Tractor						
Yanmar 39HP Dsl.	2010-02	w/ Denso 60A	ND	60	12	12651N
4600 Utility Tractor						
Yanmar 43HP Dsl.	2007-99	w/ Denso 60A	ND	60	12	12651N
4610 Utility Tractor						
Yanmar 44HP Dsl.	2010-02	w/ Denso 60A	ND	60	12	12651N
4700 Utility Tractor						
Yanmar 48HP Dsl.	2008-00	w/ Denso 60A	ND	60	12	12651N
4710 Utility Tractor						
Yanmar 48HP Dsl.	2010-02	w/ Denso 60A	ND	60	12	12651N
5065M						
JD PT 3.05L 65HP Diesel	All	Bosch 70 Amp Alternator	BO	70	12	12445N
John Deere 3.0L 65HP Engine	2008-	Bosch (Std. - w/o Cab)	BO	70	12	12445N
5075M						
JD PT 3.05L 75HP Diesel	All	Bosch 70 Amp Alternator	BO	70	12	12445N
John Deere 3.0L 75HP Engine	2008-	Bosch (Std. - w/o Cab)	BO	70	12	12445N
5085M						
JD PT 4.5L 85HP Diesel	All	Bosch 70 Amp Alternator	BO	70	12	12445N
John Deere 4.5L 85HP Engine	2008-	Bosch (Std. - w/o Cab)	BO	70	12	12445N
5095M						
JD PT 4.5L 95HP Diesel	All	Bosch 70 Amp Alternator	BO	70	12	12445N
John Deere 4.5L 95HP Engine	2008-	Bosch (Std. - w/o Cab)	BO	70	12	12445N
5103						
All Engines	All	Denso System	ND	40	12	12080N

ALTERNATORS

ALTERNATORS AND GENERATORS

ENGINE	YEAR	APPLICATION	Mfg	Amp	Volt	PART NUMBER
JOHN DEERE - Utility Tractor (Cont'd)						
5103 (Cont'd)						
JD Powertech 2.9L Diesel		Denso 40 Amp Alternator	ND	40	12	12080N
5105						
JD Powertech 2.9L Diesel	All	Denso 40 Amp Alternator	ND	40	12	12080N
5105M						
JD PT 4.5L 105HP Diesel	All	Bosch 70 Amp Alternator	BO	70	12	12445N
John Deere 4.5L 105HP Engine	2008-	Bosch (Std. - w/o Cab)	BO	70	12	12445N
5203						
All Engines	All	Denso System	ND	40	12	12080N
JD Powertech 2.9L Diesel		Denso 40 Amp Alternator	ND	40	12	12080N
5205						
JD Powertech 2.9L Diesel	All	Denso 40 Amp Alternator	ND	40	12	12080N
5300N						
3-179 Diesel	1992-	Denso Alt.	ND	40	12	12080N
5303						
All Engines	All	Denso System	ND	40	12	12080N
JD Powertech 2.9L Diesel		Denso 40 Amp Alternator	ND	40	12	12080N
5310N						
JD Powertech 2.9L Diesel	All	Denso Alt. (Std. w/o Cab)	ND	40	12	12080N
5320N						
All Engines	All	Denso Alt. (Std. w/o Cab)	ND	40	12	12080N
5400N						
3-179 Diesel	1992-	Denso Alt. (Std. w/o Cab)	ND	40	12	12080N
5420N						
All Engines	All	Denso Alt. (Std. w/o Cab)	ND	40	24	12353N
5500N						
4-239 Diesel	1995-	Denso Alt. (Std. w/o Cab)	ND	40	12	12080N
5510N						
All Engines	All	Denso (Std. - w/o Cab)	ND	40	24	12353N
JD Powertech 4.5L Diesel		Denso Alt. (Std. w/o Cab)	ND	40	24	12353N
5520N						
JD Powertech 4.5L Diesel	All	Denso Alt. (Std. w/o Cab)	ND	40	24	12353N
6100D						
JD PT 4.5L 98.9HP Diesel	All	Std. w/o Cab (70 Amp)	BO	70	12	12445N
6110D						
JD PT 4.5L 106HP Diesel	All	Std. w/o Cab (70 Amp)	BO	70	12	12445N

ALTERNATORS AND GENERATORS

ENGINE	YEAR	APPLICATION	Mfg	Amp	Volt	PART NUMBER
JOHN DEERE - Utility Tractor (Cont'd)						
6115D						
JD PT 4.5L 118.4HP Diesel	All	Std. w/o Cab (70 Amp)	BO	70	12	12445N
6125D						
JD PT 4.5L 123HP Diesel	All	Std. w/o Cab (70 Amp)	BO	70	12	12445N
6130D						
JD PT 4.5L 129.8HP Diesel	All	Std. w/o Cab (70 Amp)	BO	70	12	12445N
6140D						
JD PT 4.5L 137.8HP Diesel	All	Std. w/o Cab (70 Amp)	BO	70	12	12445N
6230						
JD PT 4.5L 94HP Diesel	All	Bosch	BO	90	12	12780N
6230 Premium						
JD PT 4.5L 94HP Diesel	All	Bosch, 120 Amp	BO	120	12	12781N
JD PT 4.5L 94HP Diesel		Bosch, 150 Amp	BO	150	12	12782N
6330						
JD PT 4.5L 105HP Diesel	All	Bosch	BO	90	12	12780N
6330 Premium						
JD PT 4.5L 105HP Diesel	All	Bosch, 120 Amp	BO	120	12	12781N
JD PT 4.5L 105HP Diesel		Bosch, 150 Amp	BO	150	12	12782N
6430						
JD PT 4.5L 115HP Diesel	All	Bosch	BO	90	12	12780N
6430 Premium						
JD PT 4.5L 115HP Diesel	All	Bosch, 120 Amp	BO	120	12	12781N
JD PT 4.5L 115HP Diesel		Bosch, 150 Amp	BO	150	12	12782N
750						
All Engines	1981-75	Std. Delco Alt.	DR	40	24	7176N
756						
Yanmar 3T72	1990-86	From Ser. #0030104	ND	40	12	12188N
840						
All Engines	All	Bosch (Opt.)	BO	55	12	13193N
All Engines		Bosch Alt.	BO	95	12	12159N
850						
All Engines	All	Bosch Alt.	BO	80	24	12157N
All Engines		Delco 22SI Alt.	DR	70	24	8367N
All Engines	1981-78	Std. Delco Alt.	DR	40	24	7176N
Yanmar 3T80	1988-78	Denso Alt.	ND	25	12	14519N
856						
Yanmar 3T72	1990-86	From Ser. #009849	ND	40	12	12188N
900HC						
All Engines	1989-86	Denso Alt.	ND	25	12	14519N

ALTERNATORS

ALTERNATORS AND GENERATORS

ENGINE	YEAR	APPLICATION	Mfg	Amp	Volt	PART NUMBER
JOHN DEERE - Utility Tractor (Cont'd)						
930						
All Engines	1979-72	Bosch (Opt.)	BO	55	12	13193N
950						
All Engines	All	Bosch Alt.	BO	80	24	12157N
All Engines		Delco 22SI Alt.	DR	70	24	8367N
Yanmar Engines	1988-78	Denso Alt.	ND	25	12	14519N
JOHN DEERE - Utility Vehicle						
Gator 6 x 4						
Yanmar 18HP Diesel	All	All	ND	40	12	12188N
Yanmar 18HP Diesel		Denso System	ND	40	12	12188N
Gator CS Compact Series						
Kawasaki 8HP	All	Denso System	ND	40	12	12080N
Gator CX Compact Series						
Kawasaki 10HP	All	Denso System	ND	40	12	12080N
Gator HPX						
Yanmar 3TNE68 20HP Diesel	All	Denso System	ND	40	12	12188N
Gator TH 6x4						
Yanmar 20HP Diesel	2011-10	Denso System	ND	40	12	12188N
Gator XUV 850D 4x4						
Yanmar 3TNV70 24HP Diesel	All	Denso System	ND	40	12	12188N
M-Gator A1 Military						
Yanmar 3TN66C 18HP Diesel	All	Denso System	ND	40	12	12188N
Yanmar 3TNV70 20HP Diesel		Denso System	ND	40	12	12188N
Pro Gator 2020						
Yanmar 26HP Gas	2007-98	w/ Denso 60A	ND	60	12	12651N
Pro Gator 2030						
Yanmar 23.5HP Dsl	2007-98	w/ Denso 60A	ND	60	12	12651N
Trail Gator 6 x 4						
Yanmar 18HP Diesel	All	All	ND	40	12	12188N
Yanmar 18HP Diesel		Denso System	ND	40	12	12188N
JOHN DEERE - Windrower						
2250						
All Engines	All	Bosch (Opt.)	BO	55	12	13193N
3430						
All Engines	1992-85	Bosch Alt.	BO	95	12	12145N
All Engines		Motorola (Opt.)	MO	90	12	8045N
3830						
All Engines	1992-85	Bosch Alt.	BO	95	12	12145N
All Engines		Motorola (Opt.)	MO	90	12	8045N
3930						
All Engines	1992-85	Bosch Alt.	BO	95	12	12145N
All Engines		Motorola	MO	90	12	8045N

ALTERNATORS AND GENERATORS

ENGINE	YEAR	APPLICATION	Mfg	Amp	Volt	PART NUMBER
JOHN DEERE - Windrower (Cont'd)						
4890						
4 Cyl. 4.52L 273cid	2001-96	Bosch Alt.	BO	120	12	12373N
4895						
4 Cyl. 4.52L 273cid	2005-01	Bosch Alt.	BO	120	12	12373N
4990						
6 Cyl. 6.78L 410cid	2002-99	Bosch Alt.	BO	120	12	12373N
4995						
6 Cyl. 6.78L 410cid	2009-02	Bosch Alt.	BO	120	12	12373N
830						
3 Cyl. Diesel	1975-72	Bosch (Opt.)	BO	55	12	13193N
KALMAR AC - Lift Truck						
C30AX						
Mits. K21 Eng.	2005-01	Mits. 50 Amp, 10mm belt	MI	50	12	12566N
Mits. K21 Eng.		Mits. 50 Amp, 13mm belt	MI	50	12	12564N
C35AX						
Mits. K21 Eng.	2005-01	Mits. 50 Amp, 10mm belt	MI	50	12	12566N
Mits. K21 Eng.		Mits. 50 Amp, 13mm belt	MI	50	12	12564N
C35BX						
Mits. K21 Eng.	2005-01	Mits. 50 Amp, 10mm belt	MI	50	12	12566N
Mits. K21 Eng.		Mits. 50 Amp, 13mm belt	MI	50	12	12564N
C40BX						
Mits. K21 Eng.	2005-01	Mits. 50 Amp, 10mm belt	MI	50	12	12566N
Mits. K21 Eng.		Mits. 50 Amp, 13mm belt	MI	50	12	12564N
C50BX						
Mits. K21 Eng.	2005-01	Mits. 50 Amp, 10mm belt	MI	50	12	12566N
Mits. K21 Eng.		Mits. 50 Amp, 13mm belt	MI	50	12	12564N
C60BXH						
Mits. K25 Eng.	2005-01	Mits. 50 Amp, 10mm belt	MI	50	12	12566N
Mits. K25 Eng.		Mits. 50 Amp, 13mm belt	MI	50	12	12564N
P30AX						
Mits. K21 Eng.	2005-01	Mits. 50 Amp, 10mm belt	MI	50	12	12566N
Mits. K21 Eng.		Mits. 50 Amp, 13mm belt	MI	50	12	12564N
P35AX						
Mits. K21 Eng.	2005-01	Mits. 50 Amp, 10mm belt	MI	50	12	12566N
Mits. K21 Eng.		Mits. 50 Amp, 13mm belt	MI	50	12	12564N
P40BX						
Mits. K21 Eng.	2005-01	Mits. 50 Amp, 10mm belt	MI	50	12	12566N
Mits. K21 Eng.		Mits. 50 Amp, 13mm belt	MI	50	12	12564N
P50BX						
Mits. K21 Eng.	2005-01	Mits. 50 Amp, 10mm belt	MI	50	12	12566N
Mits. K21 Eng.		Mits. 50 Amp, 13mm belt	MI	50	12	12564N
P60BXH						
Mits. K25 Eng.	2005-01	Mits. 50 Amp, 10mm belt	MI	50	12	12566N
Mits. K25 Eng.		Mits. 50 Amp, 13mm belt	MI	50	12	12564N

ALTERNATORS

ALTERNATORS AND GENERATORS

ENGINE	YEAR	APPLICATION	Mfg	Amp	Volt	PART NUMBER
KHD - Engine Industrial						
Various Equipment						
BF10L513 (16.0L - 15953cc)	1986-	Bosch 24 Voltolt-55 Amp	BO	55	24	12294N
BF6L513R (9.6L - 9572cc)		From 9/91-On	BO	55	24	12294N
BF6L513R (9.6L - 9572cc)		To 8/91	BO	55	24	12294N
KHD - Tractor						
D Series Tractors						
F3L912 (2.8L - 2820cc)	1984-80	D4007	BO	32	12	14949N
F3L912 (2.8L - 2820cc)	1981-80	D4507	BO	32	12	14949N
F3L912 (2.8L - 2820cc)		D4807	BO	32	12	14949N
F3L912 (2.8L - 2820cc)		D5207	BO	32	12	14949N
F3L912 (2.8L - 2820cc)	1980-79	D4506	BO	32	12	14949N
F3L912 (2.8L - 2820cc)		D5206	BO	32	12	14949N
F3L913 (3.0L - 3040cc)	1984-82	D6007	BO	32	12	14949N
F4L912 (3.8L - 3740cc)	1981-80	D7207	BO	32	12	14949N
F4L912 (3.8L - 3770cc)	1984-82	D6507	BO	32	12	14949N
F4L912 (3.8L - 3770cc)	1982-80	D6207	BO	32	12	14949N
F4L912 (3.8L - 3770cc)		D6807	BO	32	12	14949N
F4L912 (3.8L - 3770cc)	1980-79	D6206	BO	32	12	14949N
F4L912 (3.8L - 3770cc)		D6806	BO	32	12	14949N
F4L912 (3.8L - 3770cc)		D7206	BO	32	12	14949N
F4L913 (4.1L - 4090cc)	1984-80	D7807	BO	32	12	14949N
DX Series Tractors						
BF4L913T (4.1L - 4060cc)	1985-82	DX86	BO	32	12	14949N
BF4L913T (4.1L - 4060cc)		DX92	BO	32	12	14949N
F2L912 (1.9L - 1880cc)	1985-78	DX36	BO	32	12	14949N
F3L912 (2.8L - 2820cc)		DX50V	BO	32	12	14949N
F4L913 (4.1L - 4060cc)	1985-82	DX80	BO	32	12	14949N
F5L912 (4.7L - 4710cc)	1985-78	DX85	BO	32	12	14949N
F5L912 (4.7L - 4710cc)		DX90	BO	32	12	14949N
F6L912 (5.7L - 5650cc)		DX110	BO	32	12	14949N
F6L913 (6.1L - 6090cc)	1985-80	DX120	BO	32	12	14949N
KOBELCO - Excavator						
SK200LS						
All Engines	1993-88	All	MI	30	24	12308N
SK400-III						
All Engines	1999-94	All	DR	65	24	7197N
SK400LC-IV						
6D22TC Mitsubishi Diesel	1998-95	All	DR	45	24	7297N
KOMATSU - Crawlers						
D41A						
6D102 Engine	1995-	Bosch Alternator	BO	45	24	12148N
D41E						
6D102 Engine	1995-	Bosch Alternator	BO	45	24	12148N

ALTERNATORS AND GENERATORS

ENGINE	YEAR	APPLICATION	Mfg	Amp	Volt	PART NUMBER
KOMATSU - Crawlers (Cont'd)						
D41P						
6D102 Engine	1995-	Bosch Alternator	BO	45	24	12148N
D65E						
6D125 Engine	1994	Nikko Alternator	NK	34	24	12259N
KOMATSU - Dozer						
D31E-20						
Komatsu 4D102E-1 Dsl.	2006-00	Nikko, 24V / 30A	NK	30	24	12252N
D37E-5						
Komatsu 4D102E-1 Dsl.	2006-00	Nikko, 24V / 30A	NK	30	24	12252N
KOMATSU - Excavator						
EG125BS-2						
Komatsu 4D102E-1 Dsl.	2006-00	Nikko, 24V / 30A	NK	30	24	12252N
EG90BS-1						
Komatsu 4D102E-1 Dsl.	2006-00	Nikko, 24V / 30A	NK	30	24	12252N
PC100						
4D95 Engine	1997-95	Nikko Alternator	NK	25	24	12251N-1G
6D95 Engine	1994-86	Nikko Alternator	NK	25	24	12251N-1G
PC100E-6						
Komatsu 4D102E-1 Dsl.	2006-00	Nikko, 24V / 30A	NK	30	24	12252N
PC120						
4D95 Engine	1997-95	Nikko Alternator	NK	25	24	12251N-1G
6D108 Engine		Nikko Alternator	NK	25	24	12251N-1G
6D95 Engine	1994-86	Nikko Alternator	NK	25	24	12251N-1G
PC120E-6						
Komatsu 4D102E-1 Dsl.	2006-00	Nikko, 24V / 30A	NK	30	24	12252N
PC128UUE-1						
Komatsu 4D102E-1 Dsl.	2006-00	Nikko, 24V / 30A	NK	30	24	12252N
PC130						
6D110 Engine	1998-	Nikko Alternator	NK	34	24	12259N
PC138USE-1						
Komatsu 4D102E-1 Dsl.	2006-00	Nikko, 24V / 30A	NK	30	24	12252N
PC158USE-2						
Komatsu 4D102E-1 Dsl.	2006-00	Nikko, 24V / 30A	NK	30	24	12252N
PC200						
6D105 Engine	1987-86	Nikko Alternator	NK	25	24	12251N-1G
6D105 Engine	1985-84	Nikko Alternator	NK	25	24	12260N
6D95 Engine	1997-86	Nikko Alternator	NK	25	24	12251N-1G
Diesel	2007-96	Denso , 24 Volt / 60 Amp	ND	60	24	12775N
PC200-5						
Komatsu 4D102E-1 Dsl.	2007-92	Nikko, 24V / 30A	NK	30	24	12252N
PC200-6						
Komatsu 4D102E-1 Dsl.	2006-00	Nikko, 24V / 30A	NK	30	24	12252N
PC220						
6D105 Engine	1995-88	Nikko Alternator	NK	25	24	12251N-1G

ALTERNATORS

ALTERNATORS AND GENERATORS

ENGINE	YEAR	APPLICATION	Mfg	Amp	Volt	PART NUMBER
KOMATSU - Excavator (Cont'd)						
PC220 (Cont'd)						
6D105 Engine	1987-84	Nikko Alternator	NK	25	24	12260N
6D95 Engine	1995-88	Nikko Alternator	NK	25	24	12251N-1G
Diesel	2006-02	Denso , 24 Volt / 60 Amp	ND	60	24	12775N
PC220-6						
Komatsu 4D102E-1 Dsl.	2006-00	Nikko, 24V / 30A	NK	30	24	12252N
PC400						
6D125 Engine	1997-95	Nikko Alternator	NK	34	24	12259N
PC60B						
4D95 Engine	1997-95	Nikko Alternator	NK	25	24	12251N-1G
PC60E-7						
Komatsu 4D102E-1 Dsl.	2006-00	Nikko, 24V / 30A	NK	30	24	12252N
PC75-UUE-2						
Komatsu 4D102E-1 Dsl.	2006-00	Nikko, 24V / 30A	NK	30	24	12252N
PC75-UUE-3						
Komatsu 4D102E-1 Dsl.	2006-00	Nikko, 24V / 30A	NK	30	24	12252N
PF3W						
6D105 Engine	1995-91	Nikko Alternator	NK	25	24	12251N-1G
6D95 Engine		Nikko Alternator	NK	25	24	12251N-1G
PF5						
6D105 Engine	1995-91	Nikko Alternator	NK	25	24	12251N-1G
6D95 Engine		Nikko Alternator	NK	25	24	12251N-1G
PW128E-1						
Komatsu 4D102E-1 Dsl.	2006-00	Nikko, 24V / 30A	NK	30	24	12252N
PW128UUE-1						
Komatsu 4D102E-1 Dsl.	2006-00	Nikko, 24V / 30A	NK	30	24	12252N
PW200						
6D105 Engine	1995-91	Nikko Alternator	NK	25	24	12251N-1G
6D95 Engine		Nikko Alternator	NK	25	24	12251N-1G
KOMATSU - Lift Truck						
FG10-20						
Mits. K15 Eng.	2009-04	Mits. 50 Amp, 10mm belt	MI	50	12	12566N
Mits. K15 Eng.		Mits. 50 Amp, 13mm belt	MI	50	12	12564N
FG15-20						
Mits. K15 Eng.	2009-04	Mits. 50 Amp, 10mm belt	MI	50	12	12566N
Mits. K15 Eng.		Mits. 50 Amp, 13mm belt	MI	50	12	12564N
FG15HT-17						
Mits. K21 Eng.	2009-04	Mits. 50 Amp, 10mm belt	MI	50	12	12566N
Mits. K21 Eng.		Mits. 50 Amp, 13mm belt	MI	50	12	12564N
FG15HT-20						
Mits. K21 Eng.	2009-07	Mits. 50 Amp, 10mm belt	MI	50	12	12566N
Mits. K21 Eng.		Mits. 50 Amp, 13mm belt	MI	50	12	12564N
FG15SHT-17						
Mits. K21 Eng.	2006-04	Mits. 50 Amp, 10mm belt	MI	50	12	12566N
Mits. K21 Eng.		Mits. 50 Amp, 13mm belt	MI	50	12	12564N

ALTERNATORS AND GENERATORS

ENGINE	YEAR	APPLICATION	Mfg	Amp	Volt	PART NUMBER
KOMATSU - Lift Truck (Cont'd)						
FG15SHT-20						
Mits. K21 Eng.	2009-07	Mits. 50 Amp, 10mm belt	MI	50	12	12566N
Mits. K21 Eng.		Mits. 50 Amp, 13mm belt	MI	50	12	12564N
FG18-20						
Mits. K15 Eng.	2009-04	Mits. 50 Amp, 10mm belt	MI	50	12	12566N
Mits. K15 Eng.		Mits. 50 Amp, 13mm belt	MI	50	12	12564N
FG18HT-17						
Mits. K21 Eng.	2006-04	Mits. 50 Amp, 10mm belt	MI	50	12	12566N
Mits. K21 Eng.		Mits. 50 Amp, 13mm belt	MI	50	12	12564N
FG18HT-20						
Mits. K21 Eng.	2009-07	Mits. 50 Amp, 10mm belt	MI	50	12	12566N
Mits. K21 Eng.		Mits. 50 Amp, 13mm belt	MI	50	12	12564N
FG18SHT-17						
Mits. K21 Eng.	2006-04	Mits. 50 Amp, 10mm belt	MI	50	12	12566N
Mits. K21 Eng.		Mits. 50 Amp, 13mm belt	MI	50	12	12564N
FG18SHT-20						
Mits. K21 Eng.	2009-07	Mits. 50 Amp, 10mm belt	MI	50	12	12566N
Mits. K21 Eng.		Mits. 50 Amp, 13mm belt	MI	50	12	12564N
FG20C-14						
Mits. K21 Eng.	2006-04	Mits. 50 Amp, 10mm belt	MI	50	12	12566N
Mits. K21 Eng.		Mits. 50 Amp, 13mm belt	MI	50	12	12564N
FG20C-16						
Mits. K21 Eng.	2009-07	Mits. 50 Amp, 10mm belt	MI	50	12	12566N
Mits. K21 Eng.		Mits. 50 Amp, 13mm belt	MI	50	12	12564N
FG20SHT-14						
Mits. K21 Eng.	2006-04	Mits. 50 Amp, 10mm belt	MI	50	12	12566N
Mits. K21 Eng.		Mits. 50 Amp, 13mm belt	MI	50	12	12564N
FG20SHT-16						
Mits. K21 Eng.	2009-06	Mits. 50 Amp, 10mm belt	MI	50	12	12566N
Mits. K21 Eng.		Mits. 50 Amp, 13mm belt	MI	50	12	12564N
FG25C-14						
Mits. K21 Eng.	2005-04	Mits. 50 Amp, 10mm belt	MI	50	12	12566N
Mits. K21 Eng.		Mits. 50 Amp, 13mm belt	MI	50	12	12564N
FG25SHT-14						
Mits. K21 Eng.	2006-04	Mits. 50 Amp, 10mm belt	MI	50	12	12566N
Mits. K21 Eng.		Mits. 50 Amp, 13mm belt	MI	50	12	12564N
FG25T-14						
Mits. K21 Eng.	2009-06	Mits. 50 Amp, 10mm belt	MI	50	12	12566N
Mits. K21 Eng.		Mits. 50 Amp, 13mm belt	MI	50	12	12564N
FG28HT-16						
Mits. K25 Eng.	2009-06	Mits. 50 Amp, 10mm belt	MI	50	12	12566N
Mits. K25 Eng.		Mits. 50 Amp, 13mm belt	MI	50	12	12564N
FG28SHT-16						
Mits. K25 Eng.	2009-06	Mits. 50 Amp, 10mm belt	MI	50	12	12566N
Mits. K25 Eng.		Mits. 50 Amp, 13mm belt	MI	50	12	12564N
FG30C-14						
Mits. K21 Eng.	2005-04	Mits. 50 Amp, 10mm belt	MI	50	12	12566N
Mits. K21 Eng.		Mits. 50 Amp, 13mm belt	MI	50	12	12564N

ALTERNATORS

ALTERNATORS AND GENERATORS

ENGINE	YEAR	APPLICATION	Mfg	Amp	Volt	PART NUMBER
KOMATSU - Lift Truck (Cont'd)						
FG30HT-14						
Mits. K25 Eng.	2005-04	Mits. 50 Amp, 10mm belt	MI	50	12	12566N
Mits. K25 Eng.		Mits. 50 Amp, 13mm belt	MI	50	12	12564N
FG30SHT-16						
Mits. K25 Eng.	2009-06	Mits. 50 Amp, 10mm belt	MI	50	12	12566N
Mits. K25 Eng.		Mits. 50 Amp, 13mm belt	MI	50	12	12564N
FG32HT-16						
Mits. K25 Eng.	2009-06	Mits. 50 Amp, 10mm belt	MI	50	12	12566N
Mits. K25 Eng.		Mits. 50 Amp, 13mm belt	MI	50	12	12564N
FG32SHT-16						
Mits. K25 Eng.	2009-06	Mits. 50 Amp, 10mm belt	MI	50	12	12566N
Mits. K25 Eng.		Mits. 50 Amp, 13mm belt	MI	50	12	12564N
GE						
VA Engine	1979-76	Mitsubishi Alternator	MI	35	12	14194
KOMATSU - Loader						
WA200						
All Engines	2007-06	Denso 24 Volt / 60 Amp	ND	35	24	12532N
WA320						
6D110 Engine	1998-	Nikko Alternator	NK	34	24	12259N
All Engines	All	Denso 24 Volt / 60 Amp	ND	35	24	12532N
WA40						
4D95 Engine	1990-86	Nikko Alternator	NK	25	24	12251N-1G
WA50						
4D95 Engine	1994-91	Nikko Alternator	NK	25	24	12251N-1G
KOMATSU - Motor Grader						
GD200						
4D105 Engine	1991-86	Nikko Alternator	NK	25	24	12251N-1G
GD300						
4D105 Engine	1991-86	Nikko Alternator	NK	25	24	12251N-1G
KOMATSU - Wheel Loader						
WA100E-3						
Komatsu 4D102E-1 Dsl.	2006-00	Nikko, 24V / 30A	NK	30	24	12252N
WA80E-3						
Komatsu 4D102E-1 Dsl.	2006-00	Nikko, 24V / 30A	NK	30	24	12252N
KUBOTA - Excavator						
KX121-2						
Kubota V2203BH 42.6HP Diesel	1995-	Denso Alternator	ND	40	12	12199N
KX121-2S						
Kubota V2203EBH 42.6HP Diesel	2000-	Denso Alternator	ND	40	12	12199N

ALTERNATORS AND GENERATORS

ENGINE	YEAR	APPLICATION	Mfg	Amp	Volt	PART NUMBER
KUBOTA - Excavator (Cont'd)						
KX161-2						
Kubota V2203BH 42.6HP Diesel	1995-	Denso Alternator	ND	40	12	12199N
KX161-2S						
Kubota V2203EBH 42.6HP Diesel	2000-	Denso Alternator	ND	40	12	12199N
KX41						
Kubota D1105BH 22HP Diesel	1992-	Denso Alternator	ND	40	12	12179N
KX41-2						
Kubota D1105BH 21.6HP Diesel	1995-	Denso Alternator	ND	40	12	12179N
KX41-2S						
Kubota D1105BH 21.6HP Diesel	2000-	Denso Alternator	ND	40	12	12179N
KX41-2SV						
Kubota D1105BH 21.6HP Diesel	2000-	Denso Alternator	ND	40	12	12179N
KX41-3						
Kubota D902EBH 17HP Diesel	-2005	Denso Alternator	ND	40	12	12179N
KX61-2						
Kubota D1105BH 27HP Diesel	1995-	Denso Alternator	ND	40	12	12179N
KX61-2S						
Kubota D1105BH 27HP Diesel	1995-	Denso Alternator	ND	40	12	12179N
KX71H						
Kubota V1505BH 32.2HP Diesel	-2003	Denso Alternator	ND	40	12	12179N
KX91-2						
Kubota V1505BH 27.5HP Diesel	1995-	Denso Alternator	ND	40	12	12179N
KX91-2S						
Kubota V1505EBH 27.5HP Diesel	2000-	Denso Alternator	ND	40	12	12179N
KUBOTA - Lawn & Garden Tractor						
G2460G						
Kubota WG752 24HP Gas	-2005	Denso Alternator	ND	30	12	12190N
TG1860						
Kubota D722E-GX 18HP Diesel	-2003	Denso Alternator	ND	30	12	12190N
TG1860G						
WG590V 18HP Gas	-2003	Denso Alternator	ND	30	12	12190N

ALTERNATORS

ALTERNATORS AND GENERATORS

ENGINE	YEAR	APPLICATION	Mfg	Amp	Volt	PART NUMBER
KUBOTA - Loader						
R310						
Kubota V1305 26.6HP Diesel	1989-	Denso Alternator	ND	30	12	12190N
R410						
Kubota V1902 39.5HP Diesel	1989-	Serial #2466-On	ND	45	12	12196N
R510						
Kubota V2203DI 50HP Diesel	1990-	Denso Alternator	ND	45	12	12200N
R520BU-1A						
Kubota V2203 49HP Diesel	1995-	Denso Alternator	ND	45	12	12200N
KUBOTA - Misc. Equipment						
F2803						
All Engines	1986-	Denso Alternator	ND	45	12	12200N
Various						
A28 Engine	1986-	Kubota # 15881-64201	ND	40	12	12189N
D1005 Engine	1988-	Kubota # 16231-64011	ND	30	12	12190N
D1100 Engine	1972-	Kubota # 15321-64011	ND	30	12	14129N
F2402 Engine	1991-	Kubota # 16771-64012	ND	45	12	12196N
V1200N Engine	1986-	Kubota # 16241-64011	ND	40	12	12179N
V1502 Engine		Same as 100211-1662	ND	35	12	12180N
V1505 Engine	1992-	Denso Alternator	ND	45	12	12202N
V1702 Engine	1991-	Kubota # 17356-64012	ND	45	12	12200N
KUBOTA - Mower - Front						
F2260-R						
Kubota D1005-EFM 22HP Diesel	-2005	Denso Alternator	ND	40	12	12179N
F2400						
Kubota D1105-FM 24HP Diesel	1989-	Denso Alternator	ND	40	12	12179N
F2560-E						
Kubota D1105-EFM 25HP Diesel	-2005	Denso Alternator	ND	40	12	12179N
F2560-R						
Kubota D1105-EFM 25HP Diesel	-2005	Denso Alternator	ND	40	12	12179N
F2880						
Kubota 28HP Diesel	2006	Denso Alternator	ND	40	12	12179N
F2880E						
Kubota 28HP Diesel	2006	Denso Alternator	ND	40	12	12179N
F3060-R						
Kubota V1305-FM 30HP Diesel	-2005	Denso Alternator	ND	40	12	12179N
F3680						
Kubota 36HP Diesel	2006	Denso Alternator	ND	40	12	12179N

ALTERNATORS AND GENERATORS

ENGINE	YEAR	APPLICATION	Mfg	Amp	Volt	PART NUMBER
KUBOTA - Mower - Front (Cont'd)						
FZ2100						
Kubota D905-FZ 21HP Diesel	All	Denso Alternator	ND	40	12	12179N
FZ2400						
Kubota D1105-F 24HP Diesel	All	Denso Alternator	ND	40	12	12179N
KUBOTA - Tractor - Compact						
B1550DT						
Kubota D850-5B 17HP Diesel	1996-88	Denso Alternator	ND	40	12	12199N
B1550DTEX						
Kubota D850-5B 17HP Diesel	1996-88	Denso Alternator	ND	40	12	12199N
B1550HSD						
Kubota D850-5B 17HP Diesel	1997-88	Denso Alternator	ND	40	12	12199N
B1550HSDT						
Kubota D850-5B 17HP Diesel	1997-88	Denso Alternator	ND	40	12	12199N
B1550HSE						
Kubota D850-5B 17HP Diesel	1996-88	Denso Alternator	ND	40	12	12199N
B1750DT						
Kubota D950-5B 20HP Diesel	1996-88	Denso Alternator	ND	40	12	12199N
B1750E						
Kubota D950-5B 20HP Diesel	1996-88	Denso Alternator	ND	40	12	12199N
B1750HSD						
Kubota D950-5B 20HP Diesel	1996-88	Denso Alternator	ND	40	12	12199N
B1750HSDT						
Kubota D950-5B 20HP Diesel	1996-88	Denso Alternator	ND	40	12	12199N
B1750HSE						
Kubota D950-5B 20HP Diesel	1996-88	Denso Alternator	ND	40	12	12199N
B2150DT						
Kubota V1200-5B 24HP Diesel	1996-88	Denso Alternator	ND	40	12	12199N
B2150DTB						
Kubota V1200-5B 24HP Diesel	1996-88	Denso Alternator	ND	40	12	12199N
B2150E						
Kubota V1200-5B 24HP Diesel	1996-88	Denso Alternator	ND	40	12	12199N

ALTERNATORS

ALTERNATORS AND GENERATORS

ENGINE	YEAR	APPLICATION	Mfg	Amp	Volt	PART NUMBER
KUBOTA - Tractor - Compact (Cont'd)						
B2150HSD						
Kubota V1200-5B 24HP Diesel	1998-88	Denso Alternator	ND	40	12	12199N
B2150HSDT						
Kubota V1200-5B 24HP Diesel	1998-88	Denso Alternator	ND	40	12	12199N
B2150HSDTB						
Kubota V1200-5B 24HP Diesel	1998-88	Denso Alternator	ND	40	12	12199N
B2150HSE						
Kubota V1200-5B 24HP Diesel	1996-88	Denso Alternator	ND	40	12	12199N
B21TL						
Kubota D1005 21HP Diesel	2009-01	Denso Alternator	ND	40	12	12179N
B21TLB						
Kubota D1005 21HP Diesel	2009-01	Denso Alternator	ND	40	12	12179N
B2320DT						
Kubota D1105-E3-D22 23HP Diesel	2009-08	PM Alternator	KU		12	10938N
B2320DTN						
Kubota D1105-E3-D22 23HP Diesel	2009-08	PM Alternator	KU		12	10938N
B2320DWO						
Kubota D1105-E3-D22 23HP Diesel	2009-08	PM Alternator	KU		12	10938N
B2320HSD						
Kubota D1105-E3-D22 23HP Diesel	2009-08	PM Alternator	KU		12	10938N
B2400HST-D						
Kubota D1105-D10 24HP Diesel	1998-95	Denso Alternator	ND	40	12	12199N
B2410HSD						
Kubota D1105-D10 24HP Diesel	1998-95	Denso Alternator	ND	40	12	12199N
B26						
Kubota D1105-E2-UV	2009-05	Denso Alternator	ND	40	12	12179N
B2620HSD						
Kubota D1105-E3-D22 26HP Diesel	2009-08	PM Alternator	KU		12	10938N
B2920HSD						
Kubota D1305-E3-D22 29HP Diesel	2009-08	PM Alternator	KU		12	10938N
B7500HSD						
Kubota D1005-E 21HP Diesel	1996-	Denso Alternator	ND	40	12	12179N

ALTERNATORS

ALTERNATORS AND GENERATORS

ENGINE	YEAR	APPLICATION	Mfg	Amp	Volt	PART NUMBER
KUBOTA - Tractor - Compact (Cont'd)						
B7510DT-F						
Kubota D1005-E 21HP Diesel	2007-04	Denso Alternator	ND	40	12	12179N
B7510DTN-R						
Kubota D1005-E 21HP Diesel	2007-04	Denso Alternator	ND	40	12	12179N
B7510DT-R						
Kubota D1005-E 21HP Diesel	2007-04	Denso Alternator	ND	40	12	12179N
B7510HSD-F						
Kubota D1005-E 21HP Diesel	2007-04	Denso Alternator	ND	40	12	12179N
B7510HSD-R						
Kubota D1005-E 21HP Diesel	2007-04	Denso Alternator	ND	40	12	12179N
B7610HSD-F						
Kubota D1105-E 24HP Diesel	2007-04	Denso Alternator	ND	40	12	12179N
B7610HSD-R						
Kubota D1105-E 24HP Diesel	2007-04	Denso Alternator	ND	40	12	12179N
L2650DT						
Kubota D1402DIAE 29HP Diesel	1996-90	Denso Alternator	ND	40	12	12198N
L2650F						
Kubota D1402DIAE 29HP Diesel	1993-91	Denso Alternator	ND	40	12	12198N
L2650GST						
Kubota D1402DIAE 29HP Diesel	1993-91	Denso Alternator	ND	40	12	12198N
L2900DT						
Kubota D1503LA 32HP Diesel	1998-94	Denso Alternator	ND	40	12	12199N
L2900DTGST						
Kubota D1503LA 32HP Diesel	1998-94	Denso Alternator	ND	40	12	12199N
L2900F						
Kubota D1503LA 32HP Diesel	1998-94	Denso Alternator	ND	40	12	12199N
L2900GST						
Kubota D1503LA 32HP Diesel	1998-94	Denso Alternator	ND	40	12	12199N
L2950DT						
Kubota D1462DIAE 30HP Diesel	1993-91	Denso Alternator	ND	40	12	12198N
L2950DTGST						
Kubota D1462DIAE 30HP Diesel	1993-91	Denso Alternator	ND	40	12	12198N

ALTERNATORS

ALTERNATORS AND GENERATORS

ENGINE	YEAR	APPLICATION	Mfg	Amp	Volt	PART NUMBER
KUBOTA - Tractor - Compact (Cont'd)						
L2950F						
Kubota D1462DIAE 30HP Diesel	1993-91	Denso Alternator	ND	40	12	12198N
L2950GST						
Kubota D1462DIAE 30HP Diesel	1993-91	Denso Alternator	ND	40	12	12198N
L3010DT						
Kubota D1503LAN 32HP Diesel	2002-98	Denso Alternator	ND	40	12	12199N
L3010F						
Kubota D1503LAN 32HP Diesel	2002-98	Denso Alternator	ND	40	12	12199N
L3010GST						
Kubota D1503LAN 32HP Diesel	2002-98	Denso Alternator	ND	40	12	12199N
L3010HST						
Kubota D1503LAN 32HP Diesel	2002-98	Denso Alternator	ND	40	12	12199N
L3300DT						
Kubota D1703-A 35HP Diesel	1998-94	Denso Alternator	ND	40	12	12199N
L3300DTGST						
Kubota D1703-A 35HP Diesel	1998-94	Denso Alternator	ND	40	12	12199N
L3300F						
Kubota D1703-A 35HP Diesel	1998-94	Denso Alternator	ND	40	12	12199N
L3300GST						
Kubota D1703-A 35HP Diesel	1998-94	Denso Alternator	ND	40	12	12199N
L3410DT						
Kubota D1703A 35.1HP Diesel	2002-98	Denso Alternator	ND	40	12	12199N
L3410GST						
Kubota D1703A 35.1HP Diesel	2002-98	Denso Alternator	ND	40	12	12199N
L3410HST						
Kubota D1703A 35.1HP Diesel	2002-98	Denso Alternator	ND	40	12	12199N
L3450DTGST						
Kubota V1902DIAE 36.7HP Diesel	1993-90	Denso Alternator	ND	40	12	12198N
L3450F						
Kubota V1902DIAE 36.7HP Diesel	1993-91	Denso Alternator	ND	40	12	12198N
L3450GST						
Kubota V1902DIAE 36.7HP Diesel	1993-90	Denso Alternator	ND	40	12	12198N

ALTERNATORS

ALTERNATORS AND GENERATORS

ENGINE	YEAR	APPLICATION	Mfg	Amp	Volt	PART NUMBER
KUBOTA - Tractor - Compact (Cont'd)						
L35TL						
Kubota D1703TLB 35HP Diesel	1996-	Denso Alternator	ND	40	12	12199N
L35TLB						
Kubota D1703TLB 35HP Diesel	1996-	Denso Alternator	ND	40	12	12199N
L3600DT						
Kubota V1903A 39HP Diesel	1998-94	Denso Alternator	ND	40	12	12199N
L3650DT						
Kubota V1902DIXA 40.5HP Diesel	1993-91	Denso Alternator	ND	40	12	12198N
L3650DTGST						
Kubota V1902DIXA 40.5HP Diesel	1993-91	Denso Alternator	ND	40	12	12198N
L3650DTW						
Kubota V1902DIXA 40.5HP Diesel	1993-90	Denso Alternator	ND	40	12	12198N
L3650F						
Kubota V1902DIXA 40.5HP Diesel	1993-91	Denso Alternator	ND	40	12	12198N
L3650GST						
Kubota V1902DIXA 40.5HP Diesel	1993-90	Denso Alternator	ND	40	12	12198N
L3650T						
Kubota V1902DIXA 40.5HP Diesel	1993-90	Denso Alternator	ND	40	12	12198N
L3710GST						
Kubota V1903AN 38.5HP Diesel	2002-98	Denso Alternator	ND	40	12	12199N
L3710HST						
Kubota V1903AN 38.5HP Diesel	2002-98	Denso Alternator	ND	40	12	12199N
L4200DT						
Kubota V2203A 45HP Diesel	1998-94	Denso Alternator	ND	40	12	12199N
L4200GSTCA						
Kubota V2203A 45HP Diesel	1998-94	Denso Alternator	ND	40	12	12199N
L4310DT						
Kubota V2203AN 45.3HP Diesel	2002-98	Denso Alternator	ND	40	12	12199N
L4310F						
Kubota V2203AN 45.3HP Diesel	2002-98	Denso Alternator	ND	40	12	12199N
L4310GST						
Kubota V2203AN 45.3HP Diesel	2002-98	Denso Alternator	ND	40	12	12199N

ALTERNATORS

ALTERNATORS AND GENERATORS

ENGINE	YEAR	APPLICATION	Mfg	Amp	Volt	PART NUMBER
KUBOTA - Tractor - Compact (Cont'd)						
L4310HST						
Kubota V2203AN 45.3HP Diesel	2002-98	Denso Alternator	ND	40	12	12199N
L4350DT						
Kubota V2203DI 47.5HP Diesel	1997-91	Denso Alternator	ND	45	12	12200N
L4350HDT						
Kubota V2203DI 47.5HP Diesel	1997-91	Denso Alternator	ND	45	12	12200N
L4350MDT						
Kubota V2203DI 47.5HP Diesel	1997-91	Denso Alternator	ND	45	12	12200N
L4610GST						
Kubota V2203EHA 48.3HP Diesel	2002-01	Denso Alternator	ND	40	12	12199N
L4610HST						
Kubota V2203EHA 48.3HP Diesel	2002-01	Denso Alternator	ND	40	12	12199N
L4850HDT						
Kubota F2503DI 53HP Diesel	1997-91	Denso Alternator	ND	45	12	12200N
L48TL						
Kubota V2403 48HP Die- sel	2009-96	Denso Alternator	ND	40	12	12199N
L48TLB						
Kubota V2403 48HP Die- sel	2009-96	Denso Alternator	ND	40	12	12199N
L5450DT						
Kubota F2803DI 54.5HP Diesel	1997-91	Denso Alternator	ND	45	12	12200N
L5450HDT						
Kubota F2803DI 54.5HP Diesel	1997-91	Denso Alternator	ND	45	12	12200N
KUBOTA - Tractor - Garden						
G2160						
Kubota D782 21HP Die- sel	-2005	Denso Alternator	ND	30	12	12190N
G2160-R48S						
Kubota D782 21HP Die- sel	-2005	Denso Alternator	ND	30	12	12190N
KUBOTA - Utility Tractor						
M6800						
Kubota V3300E 68HP Diesel	2005-98	Mitsubishi Alternator (Std.)	MI	45	12	12363N

ALTERNATORS

ALTERNATORS AND GENERATORS

ENGINE	YEAR	APPLICATION	Mfg	Amp	Volt	PART NUMBER
KUBOTA - Utility Tractor (Cont'd)						
M6800DT						
Kubota V3300E 68HP Diesel	2004-98	Mitsubishi Alternator (Std.)	MI	45	12	12363N
M6800HD-F						
Kubota V3300E 68HP Diesel	2005-01	Mitsubishi Alternator (Std.)	MI	45	12	12363N
M6800S						
Kubota V3300E 68HP Diesel	2005-98	Mitsubishi Alternator (Std.)	MI	45	12	12363N
M6800SC						
Kubota V3300E 68HP Diesel	2004-99	Mitsubishi Alternator (Std.)	MI	45	12	12363N
M6800SDC						
Kubota V3300E 68HP Diesel	2004-00	Mitsubishi Alternator (Std.)	MI	45	12	12363N
M6800SD-F						
Kubota V3300E 68HP Diesel	2005-98	Mitsubishi Alternator (Std.)	MI	45	12	12363N
M6800SDT						
Kubota V3300E 68HP Diesel	2005-98	Mitsubishi Alternator (Std.)	MI	45	12	12363N
M6800S-F						
Kubota V3300E 68HP Diesel	2005-98	Mitsubishi Alternator (Std.)	MI	45	12	12363N
M7580DT						
Kubota V4302 77HP Die- sel	1998-92	Models w/o Cab	ND	45	12	12204N
M8200						
Kubota V3300 82HP Die- sel	2005-98	Mitsubishi Alternator (Std.)	MI	45	12	12363N
M8200C						
Kubota V3300 82HP Die- sel	2005-98	Mitsubishi Alternator (Std.)	MI	45	12	12363N
M8200CCS						
Kubota V3300 82HP Die- sel	2005-98	Mitsubishi Alternator (Std.)	MI	45	12	12363N
M8200DTC						
Kubota V3300 82HP Die- sel	2005-99	Mitsubishi Alternator (Std.)	MI	45	12	12363N
M8200DT-F						
Kubota V3300 82HP Die- sel	2005-98	Mitsubishi Alternator (Std.)	MI	45	12	12363N
M8200F						
Kubota V3300 82HP Die- sel	2004-98	Mitsubishi Alternator (Std.)	MI	45	12	12363N
M8200SDNB						
Kubota V3300 82HP Die- sel	2005-00	Mitsubishi Alternator (Std.)	MI	45	12	12363N

ALTERNATORS

ALTERNATORS AND GENERATORS

ENGINE	YEAR	APPLICATION	Mfg	Amp	Volt	PART NUMBER
KUBOTA - Utility Tractor (Cont'd)						
M8200SDNBC						
Kubota V3300 82HP Diesel	2005-00	Mitsubishi Alternator (Std.)	MI	45	12	12363N
M8200SDNBF						
Kubota V3300 82HP Diesel	2005-00	Mitsubishi Alternator (Std.)	MI	45	12	12363N
M8580DT						
Kubota V4702A 85HP Diesel	1998-91	Models w/o Cab	ND	45	12	12204N
M8580DTC						
Kubota V4702A 85HP Diesel	1998-91	Models w/o Cab	ND	45	12	12204N
M8580DTM						
Kubota V4702A 85HP Diesel	1993-92	Models w/o Cab	ND	45	12	12204N
M9000						
Kubota V3300 90HP Diesel	2009-99	Mitsubishi Alternator (Std.)	MI	45	12	12363N
M9000C						
Kubota V3300 90HP Diesel	2009-99	Mitsubishi Alternator (Std.)	MI	45	12	12363N
M9000DTC						
Kubota V3300 90HP Diesel	2009-99	Mitsubishi Alternator (Std.)	MI	45	12	12363N
M9000DTCCS						
Kubota V3300 90HP Diesel	2009-00	Mitsubishi Alternator (Std.)	MI	45	12	12363N
M9000DT-F						
Kubota V3300 90HP Diesel	2009-99	Mitsubishi Alternator (Std.)	MI	45	12	12363N
M9000DTL						
Kubota V3300 90HP Diesel	2009-99	Mitsubishi Alternator (Std.)	MI	45	12	12363N
M9000DTL-F						
Kubota V3300 90HP Diesel	2009-99	Mitsubishi Alternator (Std.)	MI	45	12	12363N
M9000DTM						
Kubota V3300 90HP Diesel	2009-00	Mitsubishi Alternator (Std.)	MI	45	12	12363N
M9000DTMC						
Kubota V3300 90HP Diesel	2009-01	Mitsubishi Alternator (Std.)	MI	45	12	12363N
M9000DTMCW						
Kubota V3300 90HP Diesel	2009-01	To Serial #55350	MI	45	12	12363N
M9000DTMW						
Kubota V3300 90HP Diesel	2009-01	Mitsubishi Alternator (Std.)	MI	45	12	12363N

ALTERNATORS AND GENERATORS

ENGINE	YEAR	APPLICATION	Mfg	Amp	Volt	PART NUMBER
KUBOTA - Utility Tractor (Cont'd)						
M9000F						
Kubota V3300 90HP Diesel	2009-99	Mitsubishi Alternator (Std.)	MI	45	12	12363N
KUBOTA - Utility Vehicle						
RTV900G-H						
Kubota D902E-UV 21.6HP Diesel	All	Denso Alternator	ND	55	12	12534N
RTV900G-K						
Kubota D902E-UV 21.6HP Diesel	All	Denso Alternator	ND	55	12	12534N
RTV900G-T						
Kubota D902E-UV 21.6HP Diesel	All	Denso Alternator	ND	55	12	12534N
RTV900R						
Kubota D902E-UV 21.6HP Diesel	All	Denso Alternator	ND	55	12	12534N
RTV900R-ASD						
Kubota D902E-UV 21.6HP Diesel	All	Denso Alternator	ND	55	12	12534N
RTV900S-ASD						
Kubota D902E-UV 21.6HP Diesel	All	Denso Alternator	ND	55	12	12534N
RTV900T						
Kubota D902E-UV 21.6HP Diesel	All	Denso Alternator	ND	55	12	12534N
RTV900T-TSD						
Kubota D902E-UV 21.6HP Diesel	All	Denso Alternator	ND	55	12	12534N
RTV900W						
Kubota D902E-UV 21.6HP Diesel	All	Denso Alternator	ND	55	12	12534N
RTV900W6-SE						
Kubota D902E-UV 21.6HP Diesel	All	Denso Alternator	ND	55	12	12534N
RTV900W-HSD						
Kubota D902E-UV 21.6HP Diesel	All	Denso Alternator	ND	55	12	12534N
LAMBORGHINI-AGRICULTURAL - Agricultural Tractor						
503 DT						
1003.1 Same Diesel	1982-71	All	BO	32	12	14949N
583 DT 2 RM						
1003.5 Same Diesel	1983-82	All	BO	32	12	14949N
603 DT						
FL1003/2 Same Diesel	1982-71	All	ND	35	12	12187N
R 503 S						
100.3 Same Diesel	1984-76	All	BO	32	12	14949N

ALTERNATORS

ALTERNATORS AND GENERATORS

ENGINE	YEAR	APPLICATION	Mfg	Amp	Volt	PART NUMBER
LAMBORGHINI-AGRICULTURAL - Agricultural Tractor (Cont'd)						
R 603 S						
FL100.3 Same Diesel	1984-76	All	BO	32	12	14949N
R 804						
FL1104/2 Same Diesel	1979-73	All	BO	32	12	14949N
R 904						
FL1154/2 Same Diesel	1979-73	All	BO	32	12	14949N
R 904 DT						
FL1154/2 Same Diesel	1979-73	All	BO	32	12	14949N
LEYLAND NUFFIELD - Tractor						
Model 154						
Leyland 4 Cyl. 91 Dsl	1971-70	Lucas Generator	LU	11	12	15005N
LIEBHERR - Excavator						
R961						
F6L413 Deutz	1988-81	Std. Bosch Alt.	BO	27	24	12031N
R971						
F8L413 Deutz	1987-81	Std. Bosch Alt.	BO	27	24	12031N
R981						
BF6L913 Deutz	1988-81	Std. Bosch Alt.	BO	27	24	12031N
LISTER-PETTER - Tractor						
HL3 Series						
All Engines	1988-86	Lucas System	LU	70	12	12088N
HL4 Series						
All Engines	1988-86	Lucas System	LU	70	12	12088N
HL6 Series						
All Engines	1988-86	Lucas System	LU	70	12	12088N
HR2 / HR3 Series						
All Engines	1988-86	Lucas System	LU	70	12	12088N
HR4 / HR6 Series						
All Engines	1988-86	Lucas System	LU	70	12	12088N
LONG TRACTOR - Tractor						
1010						
All Engines	1978-75	Romanian Alternator	EL	36	12	12170N
260						
UTB 2-95 Diesel	1988-80	Romanian Alternator	EL	36	12	12170N
310						
UTB 2-110 Diesel	1990-80	Romanian Alternator	EL	36	12	12170N
340						
All Engines	1985-80	Romanian Alternator	EL	36	12	12170N
350						
All Engines	1989-74	Romanian Alternator	EL	36	12	12170N

ALTERNATORS AND GENERATORS

ENGINE	YEAR	APPLICATION	Mfg	Amp	Volt	PART NUMBER
LONG TRACTOR - Tractor (Cont'd)						
360						
UTB 3-143 Diesel	1991-77	Romanian Alternator	EL	36	12	12170N
445						
All Engines	1989-74	Romanian Alternator	EL	36	12	12170N
460						
UTB 3-143 Diesel	1991-77	Romanian Alternator	EL	36	12	12170N
500						
All Engines	1985-80	Romanian Alternator	EL	36	12	12170N
510						
UTB 3-165 Diesel	1990-79	Romanian Alternator	EL	36	12	12170N
530						
All Engines	1985-80	Romanian Alternator	EL	36	12	12170N
550						
All Engines	1989-74	Romanian Alternator	EL	36	12	12170N
560						
UTB 4-191 Diesel	1979-75	Romanian Alternator	EL	36	12	12170N
600						
All Engines	1989-80	Romanian Alternator	EL	36	12	12170N
610						
UTB 4-219 Diesel	1990-79	Romanian Alternator	EL	36	12	12170N
640						
All Engines	1985-80	Romanian Alternator	EL	36	12	12170N
850						
All Engines	1989-80	Romanian Alternator	EL	36	12	12170N
LUCAS - Engine Industrial						
Various Models						
Various Engines	1985-	All	MD	55	12	12175N
MACDON - Windrower						
2920						
All Engines	2000-95	All	DR	105	12	7853N
9200						
All Engines	2000-95	All	DR	105	12	7853N
9250						
All	2005-99	DR, 19SI / 105A	DR	105	12	8098N
MANDO - Engine Industrial						
Various Models						
Various Engines	1985-	All	MD	55	12	12175N
MANTIQU - Lift Truck						
MLT523						
All Engines	2007-02	All	LU	65	12	12072N-1G

ALTERNATORS

ALTERNATORS AND GENERATORS

ENGINE	YEAR	APPLICATION	Mfg	Amp	Volt	PART NUMBER
MANTIQU - Lift Truck (Cont'd)						
MT1030S						
All Engines	2007-02	All	LU	70	12	12088N
MARINE POWER - Engine Industrial						
Various						
All Engines	1997-	Delco 7SI Series	DR	70	12	8468N
Various Models						
V8-305, 5.0L	2008-97	Delco 7SI, 12 Volt / 70 Amp	DR	70	12	8469N
MASSEY FERGUSON - Agricultural Tractor						
MF 154						
All Engines	1989-86	Lucas System	LU	55	12	12046N
Perkins AD3-152 Diesel	1981-80	Lucas System	LU	11	12	15005N
MF-1030						
Toyosha 3-87 Diesel	1991-84	Hltachi System	HI	35	12	12129N
MF-1035						
Toyosha 3-92 Diesel	1991-86	Hltachi System	HI	35	12	12129N
MF-1040						
Toyosha 3-122 Diesel	1986-84	Hltachi System	HI	35	12	12129N
MF-1045						
Toyosha 3-122 Diesel	1990-86	Hltachi System	HI	35	12	12129N
MF-1085						
Perkins AD4-318 Diesel	1978-73	Models Cab	DR	72	12	7186-3N
Perkins AD4-318 Diesel		Models w/o Cab	DR	72	12	7186-3N
MF-1105						
Perkins A6-354 Diesel	1978-71	Models Cab	DR	72	12	7186-3N
Perkins A6-354 Diesel		Models w/o Cab	DR	72	12	7186-3N
MF-1135						
Perkins A6-354 Diesel	1978-71	Models Cab	DR	72	12	7186-3N
Perkins A6-354 Diesel		Models w/o Cab	DR	72	12	7186-3N
MF-1155						
Perkins AV8-510 Diesel	1973-71	Models Cab	DR	72	12	7186-3N
Perkins AV8-510 Diesel		Models w/o Cab	DR	72	12	7186-3N
Perkins AV8-540 Diesel	1978-74	Models Cab	DR	72	12	7186-3N
Perkins AV8-540 Diesel		Models w/o Cab	DR	72	12	7186-3N
MF-122						
All Engines	1972-64	Lucas System	LU	11	12	15005N
MF-130						
Perkins 4 Cyl. 107 Diesel	1972-66	Lucas System	LU	11	12	15005N
MF-148						
Perkins AD3-152 Diesel	1972-64	Lucas System	LU	11	12	15005N
MF-1505						
Cat. 3208 Diesel	1978-74	Delco System	DR	72	12	7186-3N
MF-168						
Perkins 4 Cyl. 236 Diesel	1972-71	Lucas System	LU	11	12	15005N

ALTERNATORS AND GENERATORS

ENGINE	YEAR	APPLICATION	Mfg	Amp	Volt	PART NUMBER
MASSEY FERGUSON - Agricultural Tractor (Cont'd)						
MF-175S						
All Engines	1972-70	Lucas System	LU	11	12	15005N
MF-178						
Perkins 4 Cyl. 248	1972-70	Lucas System	LU	11	12	15005N
MF-1805						
Cat. 3208 Diesel	1978-74	Delco System	DR	72	12	7186-3N
MF-184						
Perkins AD4-236 Diesel	1989-86	Left Hand Mtg.	LU	65	12	12072N-1G
Perkins AD4-236 Diesel		Right Hand Mtg.	LU	55	12	12046N
MF-185						
All Engines	1972-70	Lucas System	LU	11	12	15005N
MF-188						
Perkins 4 Cyl. 248	1974-72	Lucas System	LU	11	12	15005N
MF-194						
All Engines	1993-	Lucas System	LU	55	12	12046N
MF-194-4						
All Engines	1993-	Lucas System	LU	55	12	12046N
MF-210						
Toyosha 2-77 Diesel	1984-79	Hltachi System	HI	35	12	12129N
MF-210-4						
Toyosha 2-77 Diesel	1984-79	Hltachi System	HI	35	12	12129N
MF-220						
Toyosha 2-90 Diesel	1984-79	Hltachi System	HI	35	12	12129N
MF-220-4						
Toyosha 2-90 Diesel	1984-79	Hltachi System	HI	35	12	12129N
MF-230						
Continental Z-145 Gas	1978-76	Delco System	DR	72	12	7186-3N
Perkins AD2-152 Diesel	1982-75	Models Cab	DR	72	12	7186-3N
Perkins AD2-152 Diesel		Models w/o Cab	DR	72	12	7186-3N
MF-235						
Continental Z-145 Gas	1976-75	Models Cab	DR	72	12	7186-3N
Continental Z-145 Gas		Models w/o Cab	DR	72	12	7186-3N
Perkins AD3-152 Diesel	1976-74	Models Cab	DR	72	12	7186-3N
Perkins AD3-152 Diesel		Models w/o Cab	DR	72	12	7186-3N
MF-240						
Perkins AD3-152 Diesel	1999-98	Opt. Lucas Alt.	LU	70	12	12088N
Perkins AD3-152 Diesel	1999-83	Std. Lucas Alt.	LU	34	12	12038N
Perkins AD3-152 Diesel	1997	Opt. Lucas Alt.	LU	55	12	12046N
Perkins AD3-152 Diesel	1996-91	Opt. Lucas Alt.	LU	70	12	12088N
Perkins AD3-152 Diesel	1990	Opt. Lucas Alt.	LU	55	12	12046N
Perkins AD3-152 Diesel	1989-86	Opt. Lucas Alt.	LU	70	12	12088N
Perkins AD3-152 Diesel	1985	Opt. Lucas Alt.	LU	55	12	12046N
Perkins AD3-152 Diesel	1984-83	Opt. Lucas Alt.	LU	70	12	12088N
MF-243						
All Engines	2000-99	Opt. Lucas Alt.	LU	55	12	12046N
All Engines		Std. Lucas Alt.	LU	34	12	12038N

ALTERNATORS

ALTERNATORS AND GENERATORS

ENGINE	YEAR	APPLICATION	Mfg	Amp	Volt	PART NUMBER
MASSEY FERGUSON - Agricultural Tractor (Cont'd)						
MF-244						
All Engines	1971-69	Lucas System	LU	11	12	15005N
MF-245						
Continental Z-145 Gas	1978-77	Delco System	DR	72	12	7186-3N
Perkins AD2-152 Diesel	1982-77	Models Cab	DR	72	12	7186-3N
Perkins AD2-152 Diesel		Models Lucas Alt.	LU	55	12	12046N
Perkins AD2-152 Diesel		Models w/o Cab	DR	72	12	7186-3N
MF-250						
Perkins AD2-152 Diesel	1986-83	Opt. Lucas Alt.	LU	55	12	12046N
Perkins AD2-152 Diesel		Std. Lucas Alt.	LU	34	12	12038N
MF-253						
Perkins AD2-152 Diesel	1999-88	Opt. Lucas Alt.	LU	55	12	12046N
Perkins AD2-152 Diesel		Std. Lucas Alt.	LU	34	12	12038N
MF-254						
Perkins AD2-152 Diesel	1987-82	Opt. Lucas Alt.	LU	55	12	12046N
Perkins AD2-152 Diesel		Std. Lucas Alt.	LU	34	12	12038N
MF-255						
Perkins 4-203 Diesel	1976-74	Models Cab	DR	72	12	7186-3N
Perkins 4-203 Diesel		Models w/o Cab	DR	72	12	7186-3N
Perkins AD4-236 Diesel	1982-77	Models Cab	DR	72	12	7186-3N
Perkins AD4-236 Diesel		Models Lucas Alt.	LU	55	12	12046N
Perkins AD4-236 Diesel		Models w/o Cab	DR	72	12	7186-3N
Perkins AG4-212 Gas	1975-74	Delco System	DR	72	12	7186-3N
MF-260						
All Engines	1993-	Lucas System	LU	55	12	12046N
MF-263T						
All Engines	1993-	Opt. Lucas Alt.	LU	55	12	12046N
All Engines		Std. Lucas Alt.	LU	34	12	12038N
MF-265						
Perkins AD4-236 Diesel	1982-74	Models Cab	DR	72	12	7186-3N
Perkins AD4-236 Diesel		Models w/o Cab	DR	72	12	7186-3N
Perkins AG4-236 Gas	1975-74	Models Cab	DR	72	12	7186-3N
Perkins AG4-236 Gas		Models w/o Cab	DR	72	12	7186-3N
MF-2675						
Perkins A6-354 Diesel	1984-81	Delco System	DR	72	12	7186-3N
MF-270						
Perkins AD4-236 Diesel	1986-83	Lucas System	LU	34	12	12038N
MF-2705						
Perkins A6-354 Diesel	1984-81	Delco System	DR	72	12	7186-3N
MF-273						
Perkins AD4-236 Diesel	1996-85	Opt. Lucas Alt.	LU	65	12	12072N-1G
MF-274						
Perkins AD4-236 Diesel	1986-82	Opt. Lucas Alt.	LU	65	12	12072N-1G
MF-2745						
Perkins AV8-540 Diesel	1984-81	Delco System	DR	72	12	7186-3N
MF-275						
Perkins AD4-248 Diesel	1982-74	Models Cab	DR	72	12	7186-3N
Perkins AD4-248 Diesel		Models w/o Cab	DR	72	12	7186-3N

ALTERNATORS AND GENERATORS

ENGINE	YEAR	APPLICATION	Mfg	Amp	Volt	PART NUMBER
MASSEY FERGUSON - Agricultural Tractor (Cont'd)						
MF-2775						
Perkins AV8-640 Diesel	1984-81	Delco System	DR	72	12	7186-3N
MF-2805						
Perkins AV8-640 Diesel	1984-81	Delco System	DR	72	12	7186-3N
MF-2810						
Perkins AT6-354 Diesel	1982	Models Cab	DR	72	12	7186-3N
Perkins AT6-354 Diesel		Models w/o Cab	DR	72	12	7186-3N
MF-283						
Perkins AD4-248 Diesel	1999-85	Opt. Lucas Alt.	LU	65	12	12072N-1G
MF-2830						
Perkins AT6-354 Diesel	1982	Models Cab	DR	72	12	7186-3N
Perkins AT6-354 Diesel		Models w/o Cab	DR	72	12	7186-3N
MF-284						
All Engines	1997-85	Opt. Lucas Alt.	LU	65	12	12072N-1G
MF-285						
Perkins 4-236 Gas	1974-73	Delco System	DR	72	12	7186-3N
Perkins 4-318 Diesel	1982-73	Models Cab	DR	72	12	7186-3N
Perkins 4-318 Diesel		Models w/o Cab	DR	72	12	7186-3N
MF-2850						
Perkins AV8-540 Diesel	1982	Models Cab	DR	72	12	7186-3N
Perkins AV8-540 Diesel		Models w/o Cab	DR	72	12	7186-3N
MF-2870						
Perkins AV8-640 Diesel	1982	Models Cab	DR	72	12	7186-3N
Perkins AV8-640 Diesel		Models w/o Cab	DR	72	12	7186-3N
MF-2890						
Perkins AV8-640 Diesel	1982	Models Cab	DR	72	12	7186-3N
Perkins AV8-640 Diesel		Models w/o Cab	DR	72	12	7186-3N
MF-290						
Perkins AD4-248 Diesel	1986-83	Lucas System	LU	34	12	12038N
MF-294						
Perkins 6-358 Diesel	1986-82	Opt. Lucas Alt.	LU	65	12	12072N-1G
MF-295						
Perkins AD4-318 Diesel	1982-79	Models Cab	DR	72	12	7186-3N
Perkins AD4-318 Diesel		Models w/o Cab	DR	72	12	7186-3N
MF-35						
All Engines	1968-64	Lucas System	LU	11	12	15005N
MF-360						
Perkins 3-152 Diesel	1992-86	Opt. Lucas Alt.	LU	70	12	12088N
Perkins 3-152 Diesel	1992	Std. Lucas Alt.	LU	65	12	12143N
Perkins 3-152 Diesel	1991	Std. Lucas Alt.	LU	55	12	12046N
Perkins 3-152 Diesel	1990	Std. Lucas Alt.	LU	65	12	12143N
Perkins 3-152 Diesel	1989	Std. Lucas Alt.	LU	55	12	12046N
Perkins 3-152 Diesel	1988-87	Std. Lucas Alt.	LU	65	12	12143N
Perkins 3-152 Diesel	1986	Std. Lucas Alt.	LU	55	12	12046N
MF-362						
Perkins 4-236 Diesel	1992-90	Std. Lucas Alt.	LU	70	12	12088N

ALTERNATORS

ALTERNATORS AND GENERATORS

ENGINE	YEAR	APPLICATION	Mfg	Amp	Volt	PART NUMBER
MASSEY FERGUSON - Agricultural Tractor (Cont'd)						
MF-364						
Perkins 3-152 Diesel	1993-89	Std. Lucas Alt.	LU	55	12	12046N
MF-365						
All Engines	1996-90	Opt. Lucas Alt.	LU	70	12	12088N
All Engines		Std. Lucas Alt.	LU	55	12	12046N
MF-368						
Perkins 4-236 Diesel	1992-86	Lucas System	LU	70	12	12088N
MF-373						
All Engines	1996-90	Lucas System	LU	55	12	12046N
MF-374						
Perkins 4-236 Diesel	1999-89	Lucas System	LU	55	12	12046N
MF-375						
Perkins 4-236 Diesel	1998-86	Std. Lucas Alt.	LU	70	12	12088N
Perkins 4-236 Diesel	1998	Opt. Lucas Alt.	LU	70	12	12088N
Perkins 4-236 Diesel	1997	Opt. Lucas Alt.	LU	55	12	12046N
Perkins 4-236 Diesel	1996	Opt. Lucas Alt.	LU	70	12	12088N
Perkins 4-236 Diesel	1995	Opt. Lucas Alt.	LU	55	12	12046N
Perkins 4-236 Diesel	1994	Opt. Lucas Alt.	LU	70	12	12088N
Perkins 4-236 Diesel	1993-92	Opt. Lucas Alt.	LU	55	12	12046N
Perkins 4-236 Diesel	1991-90	Opt. Lucas Alt.	LU	70	12	12088N
Perkins 4-236 Diesel	1989-87	Opt. Lucas Alt.	LU	55	12	12046N
Perkins 4-236 Diesel	1986	Opt. Lucas Alt.	LU	70	12	12088N
MF-377						
All Engines	1996-87	Std. Lucas Alt.	LU	55	12	12046N
MF-383						
Perkins 4-248 Diesel	1998-90	Std. Lucas Alt.	LU	70	12	12091N
Perkins 4-248 Diesel	1998-86	Opt. Lucas Alt.	LU	70	12	12088N
Perkins 4-248 Diesel	1989-86	Std. Lucas Alt.	LU	55	12	12046N
MF-384						
Perkins 4-236 Diesel	1992-89	Std. Lucas Alt.	LU	55	12	12046N
MF-387						
All Engines	1992-87	Std. Lucas Alt.	LU	55	12	12046N
MF-390						
Perkins 4-248 Diesel	1998-95	Std. Lucas Alt.	LU	70	12	12088N
Perkins 4-248 Diesel	1998	Opt. Lucas Alt.	LU	70	12	12088N
Perkins 4-248 Diesel	1997-94	Opt. Lucas Alt.	LU	55	12	12046N
Perkins 4-248 Diesel	1994	Std. Lucas Alt.	LU	65	12	12143N
Perkins 4-248 Diesel	1993-92	Std. Lucas Alt.	LU	70	12	12088N
Perkins 4-248 Diesel	1993	Opt. Lucas Alt.	LU	70	12	12088N
Perkins 4-248 Diesel	1992-90	Opt. Lucas Alt.	LU	55	12	12046N
Perkins 4-248 Diesel	1991	Std. Lucas Alt.	LU	65	12	12143N
Perkins 4-248 Diesel	1990-89	Std. Lucas Alt.	LU	70	12	12088N
Perkins 4-248 Diesel	1989-87	Opt. Lucas Alt.	LU	70	12	12088N
Perkins 4-248 Diesel	1988	Std. Lucas Alt.	LU	65	12	12143N
Perkins 4-248 Diesel	1987	Std. Lucas Alt.	LU	70	12	12088N
MF-390T						
Perkins 4-236 Diesel	1998-96	Opt. Lucas Alt.	LU	55	12	12046N
Perkins 4-236 Diesel	1998-89	Std. Lucas Alt.	LU	70	12	12088N
Perkins 4-236 Diesel	1995-92	Opt. Lucas Alt.	LU	70	12	12088N
Perkins 4-236 Diesel	1991-90	Opt. Lucas Alt.	LU	55	12	12046N
Perkins 4-236 Diesel	1989	Opt. Lucas Alt.	LU	70	12	12088N

ALTERNATORS AND GENERATORS

ENGINE	YEAR	APPLICATION	Mfg	Amp	Volt	PART NUMBER
MASSEY FERGUSON - Agricultural Tractor (Cont'd)						
MF-393						
Perkins 4-236 Diesel	1998-95	Std. Lucas Alt.	LU	70	12	12088N
Perkins 4-236 Diesel	1994-92	Std. Lucas Alt.	LU	55	12	12046N
MF-394						
Perkins 4-248 Diesel	1993-89	Lucas System	LU	55	12	12046N
Perkins 4-248 Diesel		Std. Lucas Alt.	LU	65	12	12143N
MF-396						
All Engines	1998-97	Std. Lucas Alt.	LU	55	12	12046N
All Engines	1996-94	Std. Lucas Alt.	LU	70	12	12088N
All Engines	1993-92	Std. Lucas Alt.	LU	55	12	12046N
MF-397						
All Engines	1996-89	Std. Lucas Alt.	LU	55	12	12046N
MF-397T						
All Engines	1996-89	Std. Lucas Alt.	LU	55	12	12046N
MF-398						
Perkins 4-236 Diesel	1997-87	Opt. Lucas Alt.	LU	70	12	12088N
Perkins 4-236 Diesel		Std. Lucas Alt.	LU	55	12	12046N
MF-399						
Perkins 6-354 Diesel	1998-87	Std. Lucas Alt.	LU	55	12	12046N
Perkins 6-354 Diesel	1992	Opt. Lucas Alt.	LU	55	12	12046N
Perkins 6-354 Diesel	1991-88	Opt. Lucas Alt.	LU	70	12	12088N
Perkins 6-354 Diesel	1987	Opt. Lucas Alt.	LU	55	12	12046N
MF-4225						
Perkins 1004.4 Diesel	2000-97	Lucas System	LU	55	12	12046N
Perkins 1004.40 Diesel		Lucas System	LU	70	12	12088N
MF-4233						
Perkins 1004.4 Diesel	2000-99	Lucas System	LU	55	12	12046N
Perkins 1004.4 Diesel	1998	Lucas System	LU	70	12	12088N
Perkins 1004.4 Diesel	1997	Lucas System	LU	55	12	12046N
MF-4235						
Perkins 1004.4 Diesel	2000-98	Lucas System	LU	55	12	12046N
Perkins 1004.4 Diesel	1997	Lucas System	LU	70	12	12088N
MF-4243						
Perkins 1004.4 Diesel	2000	Lucas System	LU	55	12	12046N
Perkins 1004.4 Diesel	1999	Lucas System	LU	70	12	12088N
Perkins 1004.4 Diesel	1998	Lucas System	LU	55	12	12046N
Perkins 1004.4 Diesel	1997	Lucas System	LU	70	12	12088N
MF-4245						
Perkins 1004.4 Diesel	2000	Lucas System	LU	70	12	12088N
Perkins 1004.4 Diesel	1999-98	Lucas System	LU	55	12	12046N
Perkins 1004.4 Diesel	1997	Lucas System	LU	70	12	12088N
MF-4253						
Perkins 1004.4 Diesel	2000	Lucas System	LU	70	12	12088N
Perkins 1004.4 Diesel	1999-97	Lucas System	LU	55	12	12046N
MF-4255						
Perkins 1004.4 Diesel	2000-99	Lucas System	LU	55	12	12046N
Perkins 1004.4 Diesel	1998	Lucas System	LU	70	12	12088N
Perkins 1004.4 Diesel	1997	Lucas System	LU	55	12	12046N

ALTERNATORS

ALTERNATORS AND GENERATORS

ENGINE	YEAR	APPLICATION	Mfg	Amp	Volt	PART NUMBER
MASSEY FERGUSON - Agricultural Tractor (Cont'd)						
MF-4260						
Perkins 1006.6 Diesel	2000-99	Lucas System	LU	55	12	12046N
Perkins 1006.6 Diesel	1998-97	Lucas System	LU	70	12	12088N
MF-4263						
Perkins 1006.6 Diesel	2000-99	Lucas System	LU	55	12	12046N
Perkins 1006.6 Diesel	1998-97	Lucas System	LU	70	12	12088N
MF-4270						
Perkins 1006.6 Diesel	2000-99	Lucas System	LU	55	12	12046N
Perkins 1006.6 Diesel	1998-97	Lucas System	LU	70	12	12088N
MF-6110						
All Engines	1997-95	Marelli System	LU	70	12	12096N
MF-6120						
All Engines	1997-95	Marelli System	LU	70	12	12096N
MF-6130						
All Engines	1997-95	Marelli System	LU	70	12	12096N
MF-6140						
Perkins 1004.4 Diesel	1998-95	Marelli System	LU	70	12	12096N
MF-6150						
Perkins 4-244 Diesel	1998-95	Marelli System	LU	70	12	12096N
MF-6160						
All Engines	1997-95	Marelli System	LU	70	12	12096N
MF-6170						
Perkins 6-365 Diesel	1998-95	Marelli System	LU	70	12	12096N
MF-6180						
Perkins 6-365 Diesel	1998-95	Marelli System	LU	70	12	12096N
MF-6190						
Perkins 6-365 Diesel	1998-95	Marelli System	LU	70	12	12096N
MF-6235						
Perkins 1004.4 Diesel	2000-99	Lucas System	LU	70	12	12096N
MF-6245						
Perkins 1004.4 Diesel	2000-99	Lucas System	LU	70	12	12096N
MF-6255						
Perkins 1004.4 Diesel	2000-99	Lucas System	LU	70	12	12096N
MF-6265						
Perkins 1004.4 Diesel	2000-99	Lucas System	LU	70	12	12096N
MF-6270						
Perkins 1006.6 Diesel	2000-99	Lucas System	LU	70	12	12096N
MF-6280						
Perkins 1006.6 Diesel	2000-99	Lucas System	LU	70	12	12096N
MF-6290						
Perkins 1006.6 Diesel	2000-99	Lucas System	LU	70	12	12096N
MF-670						
Perkins 4-236 Diesel	1986-83	Lucas System	LU	34	12	12038N

ALTERNATORS AND GENERATORS

ENGINE	YEAR	APPLICATION	Mfg	Amp	Volt	PART NUMBER
MASSEY FERGUSON - Agricultural Tractor (Cont'd)						
MF-690						
Perkins 4-248 Diesel	1986-83	Lucas System	LU	34	12	12038N
MF-698						
Perkins 4-318 Diesel	1986-83	Lucas System	LU	34	12	12038N
MF-698T						
Perkins 4-318 Diesel	1986-83	Lucas System	LU	34	12	12038N
MF-699						
Perkins 6-354 Diesel	1986-84	Lucas System	LU	55	12	12046N
MF-92						
All Engines	1972-64	Lucas System	LU	11	12	15005N
MF-9240						
All Engines	1998-95	Delco System	DR	105	12	7853N
MF-4790						
Perkins V8-640 Diesel	1984-78	Delco System	DR	60	12	7266N
MF-4800						
Cummins 8V-903 Diesel	1986-85	33SI Delco, 135 Amp	DR	135	12	8083N
Cummins V8-903 Diesel	1984-80	Delco System	DR	60	12	7266N
MF-4840						
Cummins 8V-903 Diesel	1986-85	33SI Delco, 135 Amp	DR	135	12	8083N
Cummins V8-903 Diesel	1984-78	Delco System	DR	60	12	7266N
MF-4880						
Cummins 8V-903 Diesel	1986-85	33SI Delco, 135 Amp	DR	135	12	8083N
Cummins V8-903 Diesel	1984-78	Delco System	DR	60	12	7266N
MF-4900						
Cummins 8V-903 Diesel	1986-85	33SI Delco, 135 Amp	DR	135	12	8083N
Cummins V8-903 Diesel	1984-78	Delco System	DR	60	12	7266N
MF-8245						
Valment 6-451 Diesel	2000-99	Bosch Replacement Unit, 200 Amp	BO	200	12	12715N
MF-8260						
Valment 6-451 Diesel	2000-99	Bosch Replacement Unit, 200 Amp	BO	200	12	12715N
MF-8270						
Valment 6-513 Diesel	2000-99	Bosch Replacement Unit, 200 Amp	BO	200	12	12715N
MF-8280						
Valment 6-513 Diesel	2000-99	Bosch Replacement Unit, 200 Amp	BO	200	12	12715N
MASSEY FERGUSON - Combine						
92						
265 Chrysler	1969-65	Lucas System	LU	11	12	15005N
50E / 50H						
All Engines	1993-	Lucas System	LU	65	12	12072N-1G
MF-740						
Perkins A6-354 Diesel	1973-72	Delco System	DR	72	12	7186-3N
MF-750						
Perkins A6-354 Diesel	1973-72	Delco System	DR	72	12	7186-3N

ALTERNATORS

ALTERNATORS AND GENERATORS

ENGINE	YEAR	APPLICATION	Mfg	Amp	Volt	PART NUMBER
MASSEY FERGUSON - Combine (Cont'd)						
MF-760						
Perkins A6-354 Diesel	1973-72	Delco System	DR	72	12	7186-3N
MF-8350						
Cummins 6-505	1997-95	Motorola System , 130 Amp	LN	160	12	8329N
Cummins 6-505		Motorola System , 140 Amp	LN	160	12	8329N
Cummins 6-505		Motorola System , 160 Amp	LN	160	12	8329N
MF-8570						
Cummins 6-505	1997-93	Motorola System , 130 Amp	LN	160	12	8329N
Cummins 6-505		Motorola System , 140 Amp	LN	160	12	8329N
Cummins 6-505		Motorola System , 160 Amp	LN	160	12	8329N
MF-8680						
Cummins 8.3L	2000-97	Bosch Replacement Unit, 200 Amp	BO	200	12	12715N
MF-8780						
Cummins 8.3L	2000-97	Bosch Replacement Unit, 200 Amp	BO	200	12	12715N
MF-9720						
DD 8-640 Diesel	1993	Motorola System , 130 Amp	LN	160	12	8329N
DD 8-640 Diesel		Motorola System , 140 Amp	LN	160	12	8329N
DD 8-640 Diesel		Motorola System , 160 Amp	LN	160	12	8329N
MF-9790						
Cummins QSL, 8.9L	2006-03	Motorola System , 160 Amp	LN	160	12	8329N
MASSEY FERGUSON - Industrial Tractor						
MF-203						
All Engines	1968-64	Lucas System	LU	11	12	15005N
MF-205						
All Engines	1968-64	Lucas System	LU	11	12	15005N
Toyosha 2-77 Diesel	1984-79	Hltachi System	HI	35	12	12129N
MF-20B						
Perkins AD3-152 Diesel	1981-70	Lucas System	LU	34	12	12038N
MF-20E						
Perkins Diesel Engines	1986-83	Lucas System	LU	34	12	12038N
MF-20U						
Continental Z-145 Gas	1977-76	Delco System	DR	72	12	7186-3N
Perkins AD3-152 Diesel		Delco System	DR	72	12	7186-3N
MF-2135						
All Engines	1968-64	Lucas System	LU	11	12	15005N
Continental Z-134 Gas		Lucas System	LU	11	12	15005N
MF-2203						
All Engines	1969-68	Lucas System	LU	11	12	15005N
MF-2205						
All Engines	1969-68	Lucas System	LU	11	12	15005N
MF-300						
Various Engines	1987-	Lucas System	LU	55	12	12046N
MF-30U						
Continental Z-145 Gas	1977-76	Delco System	DR	72	12	7186-3N

ALTERNATORS AND GENERATORS

ENGINE	YEAR	APPLICATION	Mfg	Amp	Volt	PART NUMBER
MASSEY FERGUSON - Industrial Tractor (Cont'd)						
MF-3303						
All Engines	1969-68	Lucas System	LU	11	12	15005N
MF-3305						
All Engines	1969-68	Lucas System	LU	11	12	15005N
MF-350						
All Engines	1987-	Lucas System	LU	55	12	12046N
MF-353						
All Engines	1987-	Lucas System	LU	55	12	12046N
MF-353S						
All Engines	1987-	Lucas System	LU	55	12	12046N
MF-354F						
All Engines	1987-	Lucas System	LU	55	12	12046N
MF-354S						
All Engines	1987-	Lucas System	LU	55	12	12046N
MF-354V						
All Engines	1987-	Lucas System	LU	55	12	12046N
MF-355						
All Engines	1990-87	Lucas System	LU	55	12	12046N
MF-40						
All Engines	1971-70	Lucas System	LU	11	12	15005N
MF-40U						
Continental Z-145 Gas	1977-76	Delco System	DR	72	12	7186-3N
Perkins AD3-152 Diesel		Delco System	DR	72	12	7186-3N
MF-45U						
Perkins AD4-203 Diesel	1977-76	Delco System	DR	72	12	7186-3N
MF-50						
All Engines	1971-70	Lucas System	LU	11	12	15005N
MF-50U						
Perkins AD4-203 Diesel	1977-76	Delco System	DR	72	12	7186-3N
MF-510						
All Engines	1972-70	Lucas System	LU	11	12	15005N
MF-515						
All Engines	1972-70	Lucas System	LU	11	12	15005N
MF-60						
Perkins A4-248 Diesel	1982-77	Delco System	DR	72	12	7186-3N
MF-6000						
Perkins 4-236 Deisel	1975-74	Delco System	DR	72	12	7186-3N
Perkins AD4-236 Diesel	1974	Delco System	DR	72	12	7186-3N
Perkins AG4-236 Gas	1975-74	Delco System	DR	72	12	7186-3N
MF-60B						
Perkins A4-248 Diesel	1982-81	Delco System	DR	72	12	7186-3N
MF-60C						
Perkins A4-248 Diesel	1980-79	Delco System	DR	72	12	7186-3N

ALTERNATORS

ALTERNATORS AND GENERATORS

ALTERNATORS

ENGINE	YEAR	APPLICATION	Mfg	Amp	Volt	PART NUMBER
MASSEY FERGUSON - Lift Truck						
MF-2200						
Perkins AD3-152 Diesel	1977-76	Delco System	DR	72	12	7186-3N
MF-4000						
Perkins AD3-152 Diesel	1974	Delco System	DR	72	12	7186-3N
Perkins AG3-152 Gas		Delco System	DR	72	12	7186-3N
MF-4500						
Continental Z-145 Gas	1977-75	Delco System	DR	72	12	7186-3N
Perkins AD3-152 Diesel		Delco System	DR	72	12	7186-3N
MF-6500						
Perkins AD4-236 Diesel	1977-75	Delco System	DR	72	12	7186-3N
MASSEY FERGUSON - Loader						
MF-11 Wheel Loader						
Perkins A4-248 Diesel	1977	Delco System	DR	72	12	7186-3N
MF-31 Wheel Loader						
Perkins AD4-236 Diesel	1977-76	Delco System	DR	72	12	7186-3N
MF-55 Wheel Loader						
Perkins V8-510 Diesel	1977-76	Delco System	DR	72	12	7186-3N
MF-60 Back Hoe						
Perkins 4-236 Diesel	1982-77	Delco System	DR	72	12	7186-3N
MF-66 Wheel Loader						
CS-464 Diesel	1977-76	Delco System	DR	72	12	7186-3N
DD 6V-53 Diesel		Delco System	DR	72	12	7186-3N
MF-77 Wheel Loader						
Cummins N-855	1975-72	Delco System	DR	72	12	7186-3N
DD 6V-71		Delco System	DR	72	12	7186-3N
MASSEY FERGUSON - Skidder						
MF-220 Log Skidder						
Perkins A4-248 Diesel	1975-73	Delco System	DR	72	12	7186-3N
MF-320 Log Skidder						
Perkins A4-318 Diesel	1978-76	Delco System	DR	72	12	7186-3N
MASSEY FERGUSON - Windrower						
MF-20						
All Engines	1971-70	Lucas System	LU	11	12	15005N
MCCORMICK - Agricultural Tractor						
CX104						
All Engines	2004-01	Bosch System	BO	95	12	12145N
MC 115						
All Engines	2004-01	Bosch System	BO	95	12	12145N
MC 90						
All Engines	2004-01	Bosch System	BO	95	12	12145N
MTX 110-2						
All Engines	2004-01	Bosch System	BO	95	12	12145N

ALTERNATORS AND GENERATORS

ENGINE	YEAR	APPLICATION	Mfg	Amp	Volt	PART NUMBER
MCCORMICK - Agricultural Tractor (Cont'd)						
MTX 110-4						
All Engines	2004-01	Bosch System	BO	95	12	12145N
MTX 125-2						
All Engines	2004-01	Bosch System	BO	95	12	12145N
MTX 125-4						
All Engines	2004-01	Bosch System	BO	95	12	12145N
MTX 140-2						
All Engines	2004-01	Bosch System	BO	95	12	12145N
MTX 140-4						
All Engines	2004-01	Bosch System	BO	95	12	12145N
MTX 155-2						
All Engines	2004-01	Bosch System	BO	95	12	12145N
MTX 155-4						
All Engines	2004-01	Bosch System	BO	95	12	12145N
MTX 175-2						
All Engines	2004-01	Bosch System	BO	95	12	12145N
MTX 175-4						
All Engines	2004-01	Bosch System	BO	95	12	12145N
MELROE SPRA COUPE - Sprayer						
3440						
Perkins 4 Cyl. Diesel	All	Delco System	DR	105	12	7853N
3630						
Peugeot 2.1L Diesel	All	Delco System	DR	105	12	7853N
3640						
Perkins 4 Cyl. Diesel	All	Delco System	DR	105	12	7853N
MILLER APPLICATIONS TECHNOLOGY - Sprayer						
Nitro						
All	2003-98	Delco 21SI, 130A	DR	130	12	7681N
Nitro 200						
All	2004-01	All	DR	145	12	8076N
MINNEAPOLIS MOLINE - Tractor						
G-1055						
6-504 Diesel	1974-72	Delco System	DR	72	12	7186-3N
G-1355						
6-585 Diesel	1974-72	Delco System	DR	72	12	7186-3N
G-955						
6-451 Gas or Diesel	1974-72	Delco System	DR	72	12	7186-3N
MITSUBISHI - Engine Industrial						
4DQ						
All Engines	1983-	Mitsubishi System	MI	35	12	14687N

ALTERNATORS

ALTERNATORS AND GENERATORS

ENGINE	YEAR	APPLICATION	Mfg	Amp	Volt	PART NUMBER
ALTERNATORS						
ALTERNATORS						
MITSUBISHI - Engine Industrial (Cont'd)						
4DQ30T						
All Engines	1983-	Mitsubishi System	MI	35	12	14687N
6D1						
All Engines	1985-	Mitsubishi System	MI	30	24	12308N
6D2						
All Engines	1985-	Mitsubishi System	MI	30	24	12308N
6D31						
All Engines	1986-	Mitsubishi System	MI	30	24	12308N
K3						
All Engines	1987-	Mitsubishi System	MI	40	12	12231N
K4E						
K4E-61DML	1987-	All	MI	40	12	12231N
K4M						
K4M-D61SS	All	All	MI	40	12	12231N
L3						
All Engines	1987-	Mitsubishi System	MI	40	12	12231N
L3C						
L3C-61WM	All	All	MI	40	12	12231N
L3C-62WM		All	MI	40	12	12231N
L3E						
L3E-61SS	All	All	MI	40	12	12231N
L3E-62SS		All	MI	40	12	12231N
S4E						
All Engines	1983-	Mitsubishi System	MI	35	12	14687N
S4Q						
Mitsubishi Industrial Eng.	2007-94	12 Volt / 60 Amp	MI	60	12	12861N
S4S						
Mitsubishi Eng.	2007-94	12 Volt / 60 Amp	MI	60	12	12861N
S6S						
Mitsubishi Eng.	2007-94	12 Volt / 60 Amp	MI	60	12	12861N
MITSUBISHI - Lift Truck						
FD-10						
All Engines	All	All	MI	20	24	12309N
FD-14						
All Engines	All	All	MI	20	24	12309N
FD-15						
All Engines	All	All	MI	20	24	12309N
FD-15T						
All Engines	All	All	MI	20	24	12309N
FD-20						
Mitsubishi S4E / S4S	All	12 Volt System (Std.)	MI	35	12	14687N
Mitsubishi S4E / S4S		24 Volt System	MI	20	24	12309N
FD-20B-D						
Mitsubishi S4E / S4S	All	12 Volt System (Std.)	MI	35	12	14687N

ALTERNATORS AND GENERATORS

ENGINE	YEAR	APPLICATION	Mfg	Amp	Volt	PART NUMBER
MITSUBISHI - Lift Truck (Cont'd)						
FD-20B-D (Cont'd)						
Mitsubishi S4E / S4S		24 Volt System	MI	20	24	12309N
FD-20B-DS						
Mitsubishi S4E / S4S	All	12 Volt System (Std.)	MI	35	12	14687N
Mitsubishi S4E / S4S		24 Volt System	MI	20	24	12309N
FD-20D						
Mitsubishi S4E / S4S	All	12 Volt System (Std.)	MI	35	12	14687N
Mitsubishi S4E / S4S		24 Volt System	MI	20	24	12309N
FD-25						
Mitsubishi S4E / S4S	All	12 Volt System (Std.)	MI	35	12	14687N
Mitsubishi S4E / S4S		24 Volt System	MI	20	24	12309N
FD-25B-D						
Mitsubishi S4E / S4S	All	12 Volt System (Std.)	MI	35	12	14687N
Mitsubishi S4E / S4S		24 Volt System	MI	20	24	12309N
FD-25B-DS						
Mitsubishi S4E / S4S	All	12 Volt System (Std.)	MI	35	12	14687N
Mitsubishi S4E / S4S		24 Volt System	MI	20	24	12309N
FD-25D						
Mitsubishi S4E / S4S	All	12 Volt System (Std.)	MI	35	12	14687N
Mitsubishi S4E / S4S		24 Volt System	MI	20	24	12309N
FD-25DS						
Mitsubishi S4E / S4S	All	12 Volt System (Std.)	MI	35	12	14687N
Mitsubishi S4E / S4S		24 Volt System	MI	20	24	12309N
FD-25T						
Mitsubishi S4E / S4S	All	12 Volt System (Std.)	MI	35	12	14687N
Mitsubishi S4E / S4S		24 Volt System	MI	20	24	12309N
FD-30						
Mitsubishi S4E / S4S	All	Standard, 24 Volt	MI	20	24	12309N
FD-30B-D						
Mitsubishi S4E / S4S	All	Standard, 24 Volt	MI	20	24	12309N
FD-30B-DS						
Mitsubishi S4E / S4S	All	Standard, 24 Volt	MI	20	24	12309N
FD-30D						
Mitsubishi S4E / S4S	All	Standard, 24 Volt	MI	20	24	12309N
FD-30DS						
Mitsubishi S4E / S4S	All	Standard, 24 Volt	MI	20	24	12309N
FD-30T						
Mitsubishi S4E / S4S	All	Standard, 24 Volt	MI	20	24	12309N
FD-35A						
Mitsubishi S4E / S4S	All	12 Volt System (Std.)	MI	35	12	14687N
Mitsubishi S4E / S4S		24 Volt System	MI	20	24	12309N
FD-35AB-D						
Mitsubishi S4E / S4S	All	12 Volt System (Std.)	MI	35	12	14687N
Mitsubishi S4E / S4S		24 Volt System	MI	20	24	12309N
FD-35A-D						
Mitsubishi S4E / S4S	All	12 Volt System (Std.)	MI	35	12	14687N
Mitsubishi S4E / S4S		24 Volt System	MI	20	24	12309N

ALTERNATORS

ALTERNATORS AND GENERATORS

ENGINE	YEAR	APPLICATION	Mfg	Amp	Volt	PART NUMBER
MITSUBISHI - Lift Truck (Cont'd)						
FD-35AT						
Mitsubishi S4E / S4S	All	12 Volt System (Std.)	MI	35	12	14687N
Mitsubishi S4E / S4S		24 Volt System	MI	20	24	12309N
FDC-20-D						
Mitsubishi S4E	All	Standard, 24 Volt	MI	20	24	12309N
FDC-25-D						
Mitsubishi S4E	All	Standard, 24 Volt	MI	20	24	12309N
FG-10						
4G33 Engine	1979-	12 Volt System (Late)	MI	65	12	12303
FG-14						
4G33 Engine	1979-	12 Volt System (Late)	MI	65	12	12303
FG-15						
4G33 Engine	1979-	12 Volt System (Late)	MI	65	12	12303
FG-15B-G						
4G33 Engine	1979-	12 Volt System (Late)	MI	65	12	12303
FG-15B-GLP						
4G33 Engine	1979-	12 Volt System (Late)	MI	65	12	12303
FG-15B-LP						
4G33 Engine	1979-	12 Volt System (Late)	MI	65	12	12303
FG-15B-LPS						
4G33 Engine	1979-	12 Volt System (Late)	MI	65	12	12303
FG-15G						
4G33 Engine	1979-	12 Volt System (Late)	MI	65	12	12303
FG-15G-LP						
4G33 Engine	1979-	12 Volt System (Late)	MI	65	12	12303
FG-15G-LPS						
4G33 Engine	1979-	12 Volt System (Late)	MI	65	12	12303
FG15N						
Mits. K21 Eng.	2009-04	Mits. 50 Amp, 10mm belt	MI	50	12	12566N
Mits. K21 Eng.		Mits. 50 Amp, 13mm belt	MI	50	12	12564N
FG-15T						
4G33 Engine	1979-	12 Volt System (Late)	MI	65	12	12303
FG15ZN						
Mits. K15 Eng.	2009-04	Mits. 50 Amp, 10mm belt	MI	50	12	12566N
Mits. K15 Eng.		Mits. 50 Amp, 13mm belt	MI	50	12	12564N
FG-18B-G						
4G33 Engine	1979-	12 Volt System (Late)	MI	65	12	12303
FG-18B-GLP						
4G33 Engine	1979-	12 Volt System (Late)	MI	65	12	12303
FG-18B-LP						
4G33 Engine	1979-	12 Volt System (Late)	MI	65	12	12303
FG-18B-LPS						
4G33 Engine	1979-	12 Volt System (Late)	MI	65	12	12303

ALTERNATORS AND GENERATORS

ENGINE	YEAR	APPLICATION	Mfg	Amp	Volt	PART NUMBER
MITSUBISHI - Lift Truck (Cont'd)						
FG-18G						
4G33 Engine	1979-	12 Volt System (Late)	MI	65	12	12303
FG-18GS						
4G33 Engine	1979-	12 Volt System (Late)	MI	65	12	12303
FG-18LP						
4G33 Engine	1979-	12 Volt System (Late)	MI	65	12	12303
FG-18LPS						
4G33 Engine	1979-	12 Volt System (Late)	MI	65	12	12303
FG18N						
Mits. K21 Eng.	2009-04	Mits. 50 Amp, 10mm belt	MI	50	12	12566N
Mits. K21 Eng.		Mits. 50 Amp, 13mm belt	MI	50	12	12564N
FG-18T						
4G33 Engine	1979-	12 Volt System (Late)	MI	65	12	12303
FG18ZN						
Mits. K15 Eng.	2009-04	Mits. 50 Amp, 10mm belt	MI	50	12	12566N
Mits. K15 Eng.		Mits. 50 Amp, 13mm belt	MI	50	12	12564N
FG-20						
4G52 / 4G64 Engines	1986-	All	MI	65	12	12303
4G52 / 4G64 Engines	1978-77	All	MI	50	12	14237
KE Engines	1977-73	All	MI	35	12	14194
FG-20B-G						
4G52 / 4G64 Engines	1986-	All	MI	65	12	12303
4G52 / 4G64 Engines	1978-77	All	MI	50	12	14237
FG-20B-G-HP						
4G52 / 4G64 Engines	1986-	All	MI	65	12	12303
FG-20B-GLP						
4G52 / 4G64 Engines	1986-	All	MI	65	12	12303
4G52 / 4G64 Engines	1978-77	All	MI	50	12	14237
FG-20B-GLP-HP						
4G52 / 4G64 Engines	1986-	All	MI	65	12	12303
FG-20B-GS						
4G52 / 4G64 Engines	1986-	All	MI	65	12	12303
4G52 / 4G64 Engines	1978-77	All	MI	50	12	14237
FG-20B-LP						
4G52 / 4G64 Engines	1986-	All	MI	65	12	12303
4G52 / 4G64 Engines	1978-77	All	MI	50	12	14237
FG-20B-LP-HP						
4G52 / 4G64 Engines	1986-	All	MI	65	12	12303
FG-20B-LPS						
4G52 / 4G64 Engines	1986-	All	MI	65	12	12303
4G52 / 4G64 Engines	1978-77	All	MI	50	12	14237
FG-20G						
4G52 / 4G64 Engines	1986-	All	MI	65	12	12303
4G52 / 4G64 Engines	1978-77	All	MI	50	12	14237
FG-20GS						
4G52 / 4G64 Engines	1986-	All	MI	65	12	12303
4G52 / 4G64 Engines	1978-77	All	MI	50	12	14237

ALTERNATORS

ALTERNATORS AND GENERATORS

ENGINE	YEAR	APPLICATION	Mfg	Amp	Volt	PART NUMBER
MITSUBISHI - Lift Truck (Cont'd)						
FG-20HP						
4G52 / 4G64 Engines	1986-	All	MI	65	12	12303
FG-20LP						
4G52 / 4G64 Engines	1986-	All	MI	65	12	12303
4G52 / 4G64 Engines	1978-77	All	MI	50	12	14237
FG-20LPS						
4G52 / 4G64 Engines	1986-	All	MI	65	12	12303
4G52 / 4G64 Engines	1978-77	All	MI	50	12	14237
FG20N						
Mits. K21 Eng.	2009-04	Mits. 50 Amp, 10mm belt	MI	50	12	12566N
Mits. K21 Eng.		Mits. 50 Amp, 13mm belt	MI	50	12	12564N
FG20N-HO						
Mits. K25 Eng.	2009-07	Mits. 50 Amp, 10mm belt	MI	50	12	12566N
Mits. K25 Eng.		Mits. 50 Amp, 13mm belt	MI	50	12	12564N
FG-20T						
4G52 / 4G64 Engines	1986-	All	MI	65	12	12303
4G52 / 4G64 Engines	1978-77	All	MI	50	12	14237
FG-25						
4G52 / 4G64 Engines	1986-	All	MI	65	12	12303
4G52 / 4G64 Engines	1978-77	All	MI	50	12	14237
KE Engines	1977-73	All	MI	35	12	14194
FG-25B-G						
4G52 / 4G64 Engines	1986-	All	MI	65	12	12303
4G52 / 4G64 Engines	1978-77	All	MI	50	12	14237
FG-25B-G-HP						
4G52 / 4G64 Engines	1986-	All	MI	65	12	12303
FG-25B-GLP						
4G52 / 4G64 Engines	1986-	All	MI	65	12	12303
4G52 / 4G64 Engines	1978-77	All	MI	50	12	14237
FG-25B-GLP-HP						
4G52 / 4G64 Engines	1986-	All	MI	65	12	12303
FG-25B-GS						
4G52 / 4G64 Engines	1986-	All	MI	65	12	12303
4G52 / 4G64 Engines	1978-77	All	MI	50	12	14237
FG-25B-LP						
4G52 / 4G64 Engines	1986-	All	MI	65	12	12303
4G52 / 4G64 Engines	1978-77	All	MI	50	12	14237
FG-25B-LP-HP						
4G52 / 4G64 Engines	1986-	All	MI	65	12	12303
FG-25B-LPS						
4G52 / 4G64 Engines	1986-	All	MI	65	12	12303
4G52 / 4G64 Engines	1978-77	All	MI	50	12	14237
FG-25B-LPS-HP						
4G52 / 4G64 Engines	1986-	All	MI	65	12	12303
FG-25G						
4G52 / 4G64 Engines	1986-	All	MI	65	12	12303
4G52 / 4G64 Engines	1978-77	All	MI	50	12	14237

ALTERNATORS AND GENERATORS

ENGINE	YEAR	APPLICATION	Mfg	Amp	Volt	PART NUMBER
MITSUBISHI - Lift Truck (Cont'd)						
FG-25GLP						
4G52 / 4G64 Engines	1986-	All	MI	65	12	12303
4G52 / 4G64 Engines	1978-77	All	MI	50	12	14237
FG-25GS						
4G52 / 4G64 Engines	1986-	All	MI	65	12	12303
4G52 / 4G64 Engines	1978-77	All	MI	50	12	14237
FG-25HP						
4G52 / 4G64 Engines	1986-	All	MI	65	12	12303
FG-25LP						
4G52 / 4G64 Engines	1986-	All	MI	65	12	12303
4G52 / 4G64 Engines	1978-77	All	MI	50	12	14237
FG-25LPS						
4G52 / 4G64 Engines	1986-	All	MI	65	12	12303
4G52 / 4G64 Engines	1978-77	All	MI	50	12	14237
FG25N						
Mits. K21 Eng.	2009-04	Mits. 50 Amp, 10mm belt	MI	50	12	12566N
Mits. K21 Eng.		Mits. 50 Amp, 13mm belt	MI	50	12	12564N
FG25N-HO						
Mits. K25 Eng.	2009-07	Mits. 50 Amp, 10mm belt	MI	50	12	12566N
Mits. K25 Eng.		Mits. 50 Amp, 13mm belt	MI	50	12	12564N
FG-25T						
4G52 / 4G64 Engines	1986-	All	MI	65	12	12303
4G52 / 4G64 Engines	1978-77	All	MI	50	12	14237
FG-30						
AG54 / AG64 Engines	1986-	All	MI	65	12	12303
AG54 / AG64 Engines	1978-77	All	MI	50	12	14237
KE Engines	1977-73	All	MI	35	12	14194
FG-30B-G						
AG54 / AG64 Engines	1986-	All	MI	65	12	12303
AG54 / AG64 Engines	1978-77	All	MI	50	12	14237
FG-30B-GLP						
AG54 / AG64 Engines	1986-	All	MI	65	12	12303
AG54 / AG64 Engines	1978-77	All	MI	50	12	14237
FG-30B-GS						
AG54 / AG64 Engines	1986-	All	MI	65	12	12303
AG54 / AG64 Engines	1978-77	All	MI	50	12	14237
FG-30B-LP						
AG54 / AG64 Engines	1986-	All	MI	65	12	12303
AG54 / AG64 Engines	1978-77	All	MI	50	12	14237
FG-30B-LPS						
AG54 / AG64 Engines	1986-	All	MI	65	12	12303
AG54 / AG64 Engines	1978-77	All	MI	50	12	14237
FG-30G						
AG54 / AG64 Engines	1986-	All	MI	65	12	12303
AG54 / AG64 Engines	1978-77	All	MI	50	12	14237
FG-30G-LP						
AG54 / AG64 Engines	1986-	All	MI	65	12	12303
AG54 / AG64 Engines	1978-77	All	MI	50	12	14237

ALTERNATORS

ALTERNATORS AND GENERATORS

ENGINE	YEAR	APPLICATION	Mfg	Amp	Volt	PART NUMBER
MITSUBISHI - Lift Truck (Cont'd)						
FG-30-GS						
AG54 / AG64 Engines	1986-	All	MI	65	12	12303
AG54 / AG64 Engines	1978-77	All	MI	50	12	14237
FG-30-LP						
AG54 / AG64 Engines	1986-	All	MI	65	12	12303
AG54 / AG64 Engines	1978-77	All	MI	50	12	14237
FG-30-LPS						
AG54 / AG64 Engines	1986-	All	MI	65	12	12303
AG54 / AG64 Engines	1978-77	All	MI	50	12	14237
FG-30T						
AG54 / AG64 Engines	1986-	All	MI	65	12	12303
AG54 / AG64 Engines	1978-77	All	MI	50	12	14237
FG33N						
Mits. K25 Eng.	2009-04	Mits. 50 Amp, 10mm belt	MI	50	12	12566N
Mits. K25 Eng.		Mits. 50 Amp, 13mm belt	MI	50	12	12564N
FG-35						
4G54 Engine	1986-	All	MI	65	12	12303
FG-35A						
4G54 Engine	1986-	All	MI	65	12	12303
FG-35AB-G						
4G54 Engine	1986-	All	MI	65	12	12303
FG-35AB-GLP						
4G54 Engine	1986-	All	MI	65	12	12303
FG-35AB-LP						
4G54 Engine	1986-	All	MI	65	12	12303
FG-35A-G						
4G54 Engine	1986-	All	MI	65	12	12303
FG-35A-LP						
4G54 Engine	1986-	All	MI	65	12	12303
FG-35A-LPS						
4G54 Engine	1986-	All	MI	65	12	12303
FG-35AT						
4G54 Engine	1986-	All	MI	65	12	12303
FG-35-G						
4G54 Engine	1986-	All	MI	65	12	12303
FG-35-G-2						
4G54 Engine	1986-	All	MI	65	12	12303
FG-35-LP						
4G54 Engine	1986-	All	MI	65	12	12303
FG-35-LP2						
4G54 Engine	1986-	All	MI	65	12	12303
FG-35-LPS						
4G54 Engine	1986-	All	MI	65	12	12303
FG40-G						
6G72 Engine	All	All	MI	40	12	12231N

ALTERNATORS AND GENERATORS

ENGINE	YEAR	APPLICATION	Mfg	Amp	Volt	PART NUMBER
MITSUBISHI - Lift Truck (Cont'd)						
FG40-G2						
6G72 Engine	All	All	MI	40	12	12231N
FG40-LP						
6G72 Engine	All	All	MI	40	12	12231N
FG40-LP2						
6G72 Engine	All	All	MI	40	12	12231N
FG40-LPS						
6G72 Engine	All	All	MI	40	12	12231N
FGC-10						
4G33 Engine	1979-	12 Volt System (Late)	MI	65	12	12303
FGC-10-G						
4G33 Engine	1979-	12 Volt System (Late)	MI	65	12	12303
FGC-10-GS						
4G33 Engine	1979-	12 Volt System (Late)	MI	65	12	12303
FGC-10-LP						
4G33 Engine	1979-	12 Volt System (Late)	MI	65	12	12303
FGC-10-LPS						
4G33 Engine	1979-	12 Volt System (Late)	MI	65	12	12303
FGC-15						
4G33 Engine	1979-	12 Volt System (Late)	MI	65	12	12303
FGC-15B-G						
4G33 Engine	1979-	12 Volt System (Late)	MI	65	12	12303
FGC-15B-GLP						
4G33 Engine	1979-	12 Volt System (Late)	MI	65	12	12303
FGC-15B-GS						
4G33 Engine	1979-	12 Volt System (Late)	MI	65	12	12303
FGC-15B-LP						
4G33 Engine	1979-	12 Volt System (Late)	MI	65	12	12303
FGC-15B-LPS						
4G33 Engine	1979-	12 Volt System (Late)	MI	65	12	12303
FGC-15G						
4G33 Engine	1979-	12 Volt System (Late)	MI	65	12	12303
FGC-15G-LP						
4G33 Engine	1979-	12 Volt System (Late)	MI	65	12	12303
FGC-15GS						
4G33 Engine	1979-	12 Volt System (Late)	MI	65	12	12303
FGC-15-LP						
4G33 Engine	1979-	12 Volt System (Late)	MI	65	12	12303
FGC-15-LPS						
4G33 Engine	1979-	12 Volt System (Late)	MI	65	12	12303
FGC15N						
Mits. K21 Eng.	2009-04	Mits. 50 Amp, 10mm belt	MI	50	12	12566N
Mits. K21 Eng.		Mits. 50 Amp, 13mm belt	MI	50	12	12564N

ALTERNATORS

ALTERNATORS AND GENERATORS

ENGINE	YEAR	APPLICATION	Mfg	Amp	Volt	PART NUMBER
MITSUBISHI - Lift Truck (Cont'd)						
FGC-15T-LP						
4G33 Engine	1979-	12 Volt System (Late)	MI	65	12	12303
FGC-18						
4G33 Engine	1979-	12 Volt System (Late)	MI	65	12	12303
FGC-18B-G						
4G33 Engine	1979-	12 Volt System (Late)	MI	65	12	12303
FGC-18B-GLP						
4G33 Engine	1979-	12 Volt System (Late)	MI	65	12	12303
FGC-18B-LP						
4G33 Engine	1979-	12 Volt System (Late)	MI	65	12	12303
FGC-18B-LPS						
4G33 Engine	1979-	12 Volt System (Late)	MI	65	12	12303
FGC18N						
Mits. K21 Eng.	2009-04	Mits. 50 Amp, 10mm belt	MI	50	12	12566N
Mits. K21 Eng.		Mits. 50 Amp, 13mm belt	MI	50	12	12564N
FGC-20						
4G52 Engine	1986-	All	MI	65	12	12303
4G52 Engine	1978-77	All	MI	50	12	14237
FGC-20B						
4G52 Engine	1986-	All	MI	65	12	12303
4G52 Engine	1978-77	All	MI	50	12	14237
FGC-20B-G						
4G52 Engine	1986-	All	MI	65	12	12303
4G52 Engine	1978-77	All	MI	50	12	14237
FGC-20B-G-HP						
4G52 Engine	1986-	All	MI	65	12	12303
FGC-20B-GLP						
4G52 Engine	1986-	All	MI	65	12	12303
4G52 Engine	1978-77	All	MI	50	12	14237
FGC-20B-GLP-HP						
4G52 Engine	1986-	All	MI	65	12	12303
FGC-20B-LP						
4G52 Engine	1986-	All	MI	65	12	12303
4G52 Engine	1978-77	All	MI	50	12	14237
FGC-20B-LP-HP						
4G52 Engine	1986-	All	MI	65	12	12303
FGC-20B-LPS						
4G52 Engine	1986-	All	MI	65	12	12303
4G52 Engine	1978-77	All	MI	50	12	14237
FGC-20B-LPS-HP						
4G52 Engine	1986-	All	MI	65	12	12303
FGC20CN						
Mits. K21 Eng.	2009-04	Mits. 50 Amp, 10mm belt	MI	50	12	12566N
Mits. K21 Eng.		Mits. 50 Amp, 13mm belt	MI	50	12	12564N
FGC-20-GLP						
4G52 Engine	1986-	All	MI	65	12	12303

ALTERNATORS AND GENERATORS

ENGINE	YEAR	APPLICATION	Mfg	Amp	Volt	PART NUMBER
MITSUBISHI - Lift Truck (Cont'd)						
FGC-20-GLP (Cont'd)						
4G52 Engine	1978-77	All	MI	50	12	14237
FGC-20-HP						
4G52 Engine	1986-	All	MI	65	12	12303
FGC-20-LP						
4G52 Engine	1986-	All	MI	65	12	12303
4G52 Engine	1978-77	All	MI	50	12	14237
FGC-20-LPS						
4G52 Engine	1986-	All	MI	65	12	12303
4G52 Engine	1978-77	All	MI	50	12	14237
FGC20N						
Mits. K21 Eng.	2009-04	Mits. 50 Amp, 10mm belt	MI	50	12	12566N
Mits. K21 Eng.		Mits. 50 Amp, 13mm belt	MI	50	12	12564N
FGC20N-HO						
Mits. K25 Eng.	2009-07	Mits. 50 Amp, 10mm belt	MI	50	12	12566N
Mits. K25 Eng.		Mits. 50 Amp, 13mm belt	MI	50	12	12564N
FGC-20T-LP						
4G52 Engine	1986-	All	MI	65	12	12303
4G52 Engine	1978-77	All	MI	50	12	14237
FGC-25						
4G52 Engine	1986-	All	MI	65	12	12303
4G52 Engine	1978-77	All	MI	50	12	14237
FGC-25B-G						
4G52 Engine	1986-	All	MI	65	12	12303
4G52 Engine	1978-77	All	MI	50	12	14237
FGC-25B-G-HP						
4G52 Engine	1986-	All	MI	65	12	12303
FGC-25B-GLP						
4G52 Engine	1986-	All	MI	65	12	12303
4G52 Engine	1978-77	All	MI	50	12	14237
FGC-25B-GLP-HP						
4G52 Engine	1986-	All	MI	65	12	12303
FGC-25B-GS						
4G52 Engine	1986-	All	MI	65	12	12303
4G52 Engine	1978-77	All	MI	50	12	14237
FGC-25B-LP						
4G52 Engine	1986-	All	MI	65	12	12303
4G52 Engine	1978-77	All	MI	50	12	14237
FGC-25B-LP-HP						
4G52 Engine	1986-	All	MI	65	12	12303
FGC-25B-LPS						
4G52 Engine	1986-	All	MI	65	12	12303
4G52 Engine	1978-77	All	MI	50	12	14237
FGC-25B-LPS-HP						
4G52 Engine	1986-	All	MI	65	12	12303
FGC-25G						
4G52 Engine	1986-	All	MI	65	12	12303

ALTERNATORS

ALTERNATORS AND GENERATORS

ENGINE	YEAR	APPLICATION	Mfg	Amp	Volt	PART NUMBER
MITSUBISHI - Lift Truck (Cont'd)						
FGC-25G (Cont'd)						
4G52 Engine	1978-77	All	MI	50	12	14237
FGC-25G-LP						
4G52 Engine	1986-	All	MI	65	12	12303
4G52 Engine	1978-77	All	MI	50	12	14237
FGC-25GS						
4G52 Engine	1986-	All	MI	65	12	12303
4G52 Engine	1978-77	All	MI	50	12	14237
FGC-25HP						
4G52 Engine	1986-	All	MI	65	12	12303
FGC-25-LP						
4G52 Engine	1986-	All	MI	65	12	12303
4G52 Engine	1978-77	All	MI	50	12	14237
FGC-25-LPS						
4G52 Engine	1986-	All	MI	65	12	12303
4G52 Engine	1978-77	All	MI	50	12	14237
FGC25N						
Mits. K21 Eng.	2009-04	Mits. 50 Amp, 10mm belt	MI	50	12	12566N
Mits. K21 Eng.		Mits. 50 Amp, 13mm belt	MI	50	12	12564N
FGC25N-HO						
Mits. K25 Eng.	2009-07	Mits. 50 Amp, 10mm belt	MI	50	12	12566N
Mits. K25 Eng.		Mits. 50 Amp, 13mm belt	MI	50	12	12564N
FGC25NR						
Mits. K21 Eng.	2009-04	Mits. 50 Amp, 10mm belt	MI	50	12	12566N
Mits. K21 Eng.		Mits. 50 Amp, 13mm belt	MI	50	12	12564N
FGC-25T						
4G52 Engine	1986-	All	MI	65	12	12303
4G52 Engine	1978-77	All	MI	50	12	14237
FGC-25T-LP						
4G52 Engine	1986-	All	MI	65	12	12303
4G52 Engine	1978-77	All	MI	50	12	14237
FGC28N						
Mits. K25 Eng.	2009-04	Mits. 50 Amp, 10mm belt	MI	50	12	12566N
Mits. K25 Eng.		Mits. 50 Amp, 13mm belt	MI	50	12	12564N
FGC-30						
AG54 / AG64 Engines	1986-	All	MI	65	12	12303
AG54 / AG64 Engines	1978-77	All	MI	50	12	14237
FGC-30B-G						
AG54 / AG64 Engines	1986-	All	MI	65	12	12303
AG54 / AG64 Engines	1978-77	All	MI	50	12	14237
FGC-30B-GLP						
AG54 / AG64 Engines	1986-	All	MI	65	12	12303
AG54 / AG64 Engines	1978-77	All	MI	50	12	14237
FGC-30B-LP						
AG54 / AG64 Engines	1986-	All	MI	65	12	12303
AG54 / AG64 Engines	1978-77	All	MI	50	12	14237

ALTERNATORS AND GENERATORS

ENGINE	YEAR	APPLICATION	Mfg	Amp	Volt	PART NUMBER
MITSUBISHI - Lift Truck (Cont'd)						
FGC-30B-LPS						
AG54 / AG64 Engines	1986-	All	MI	65	12	12303
AG54 / AG64 Engines	1978-77	All	MI	50	12	14237
FGC-30G						
AG54 / AG64 Engines	1986-	All	MI	65	12	12303
AG54 / AG64 Engines	1978-77	All	MI	50	12	14237
FGC-30G-LP						
AG54 / AG64 Engines	1986-	All	MI	65	12	12303
AG54 / AG64 Engines	1978-77	All	MI	50	12	14237
FGC-30GS						
AG54 / AG64 Engines	1986-	All	MI	65	12	12303
AG54 / AG64 Engines	1978-77	All	MI	50	12	14237
FGC-30-LP						
AG54 / AG64 Engines	1986-	All	MI	65	12	12303
AG54 / AG64 Engines	1978-77	All	MI	50	12	14237
FGC-30-LPS						
AG54 / AG64 Engines	1986-	All	MI	65	12	12303
AG54 / AG64 Engines	1978-77	All	MI	50	12	14237
FGC30N						
Mits. K25 Eng.	2009-04	Mits. 50 Amp, 10mm belt	MI	50	12	12566N
Mits. K25 Eng.		Mits. 50 Amp, 13mm belt	MI	50	12	12564N
FGC-30T						
AG54 / AG64 Engines	1986-	All	MI	65	12	12303
AG54 / AG64 Engines	1978-77	All	MI	50	12	14237
FGC-30T-LP						
AG54 / AG64 Engines	1986-	All	MI	65	12	12303
AG54 / AG64 Engines	1978-77	All	MI	50	12	14237
FGC33N						
Mits. K25 Eng.	2009-04	Mits. 50 Amp, 10mm belt	MI	50	12	12566N
Mits. K25 Eng.		Mits. 50 Amp, 13mm belt	MI	50	12	12564N
KFG-18						
4G33 Engine	1979-	12 Volt System (Late)	MI	65	12	12303
KFG-20						
4G52 / 4G64 Engines	1986-	All	MI	65	12	12303
4G52 / 4G64 Engines	1978-77	All	MI	50	12	14237
MOTOROLA - Engine Industrial						
Various Models						
Various Engines	1985-	Triple Adj. Holes, Dbl Bottom	LU	65	12	12750N
Various Engines		Triple Adj. Holes, Sgl 56mm Bottom	LU	80	12	12746N-OE
MQ - Generator						
DCA-125SSJU						
All Engines	2002-97	All	NK	25	24	12251N-1G
DCA-60SSI						
All Engines	2001-96	All	NK	25	24	12267N
DCA-60SSI2						
All Engines	All	Iskra	BO	95	12	12145N

ALTERNATORS

ALTERNATORS AND GENERATORS

ENGINE	YEAR	APPLICATION	Mfg	Amp	Volt	PART NUMBER
MURPHY DIESEL - Engine Industrial						
452						
560ci Engine	1980-71	Opt. 24 Volt - 50 Amp	DR	50	24	7254N
560ci Engine	1978-77	Std. 24 Volt - 40 Amp	DR	40	24	7175N
462						
623ci Engine	1980-71	Opt. 24 Volt - 50 Amp	DR	50	24	7254N
623ci Engine	1978-77	Std. 24 Volt - 40 Amp	DR	40	24	7175N
472						
678ci Engine	1980-71	Opt. 24 Volt - 50 Amp	DR	50	24	7254N
678ci Engine	1978-77	Std. 24 Volt - 40 Amp	DR	40	24	7175N
852						
1140ci Engine	1980-71	Opt. 24 Volt - 50 Amp	DR	50	24	7254N
1140ci Engine	1978-77	Std. 24 Volt - 40 Amp	DR	40	24	7175N
862						
1246ci Engine	1980-71	Opt. 24 Volt - 50 Amp	DR	50	24	7254N
1246ci Engine	1978-77	Std. 24 Volt - 40 Amp	DR	40	24	7175N
872						
1356ci Engine	1980-71	Opt. 24 Volt - 50 Amp	DR	50	24	7254N
1356ci Engine	1978-77	Std. 24 Volt - 40 Amp	DR	40	24	7175N
MP-11						
675ci Engine	1980-71	Opt. 24 Volt - 50 Amp	DR	50	24	7254N
MP-12						
735ci Engine	1980-71	Opt. 24 Volt - 50 Amp	DR	50	24	7254N
MP-20						
927ci Engine	1980-71	Opt. 24 Volt - 50 Amp	DR	50	24	7254N
MP-21						
1013ci	1980-71	Opt. 24 Volt - 50 Amp	DR	50	24	7254N
MP-22						
1103ci Engine	1980-71	Opt. 24 Volt - 50 Amp	DR	50	24	7254N
MP-24						
1245ci Engine	1980-71	Opt. 24 Volt - 50 Amp	DR	50	24	7254N
MUSTANG - Skid Steer Loader						
552						
Isuzu 4JB1 Diesel	1989-85	Hitachi System	HI	55	12	12275N
920						
Yanmar 3TN72 Diesel	1996-89	Hitachi System	HI	35	12	12288N
930						
Yanmar 3TN82E Diesel	1989-88	Hitachi System	HI	35	12	12288N
930A						
Yanmar 3TN82E Diesel	1996-89	Hitachi System	HI	35	12	12288N
940						
Yanmar 4TN82E Diesel	1996-88	Hitachi System	HI	35	12	12288N
960						
Isuzu 4JB1 Diesel	1996-88	Hitachi System	HI	55	12	12275N

ALTERNATORS AND GENERATORS

ENGINE	YEAR	APPLICATION	Mfg	Amp	Volt	PART NUMBER
NANNI - Engine Industrial						
570						
Marlin Engines	All	Iskra System	PR	60	24	12110N
570T						
Marlin Engines	All	Iskra System	PR	60	24	12110N
NEW HOLLAND - Agricultural Tractor						
1124						
All Engines	1971-68	Lucas (Std.)	LU	22	12	15027N
1164						
All Engines	1978-72	Lucas (Std.)	LU	22	12	15027N
2000						
3 Cyl. 158 Diesel	1974-65	Lucas Generator	LU	22	12	15027N
2100						
3 Cyl. Gas or Diesel	1974-65	Lucas Generator	LU	22	12	15027N
2110						
3 Cyl. Gas or Diesel	1974-65	Lucas Generator	LU	22	12	15027N
4-138 Shibaura Diesel	1986-83	Hitachi Alt.	HI	35	12	14105N
2120						
3 Cyl. Gas or Diesel	1974-65	Lucas Generator	LU	22	12	15027N
4-138 Shibaura Diesel	2002-87	Mitsubishi Alt.	MI	40	12	12077N
2300						
3 Cyl. Gas or Diesel	1974-65	Lucas Generator	LU	22	12	15027N
2310						
3 Cyl. Gas or Diesel	1974-65	Lucas Generator	LU	22	12	15027N
3-158 Diesel	1983-82	w/o AC (Opt.)	MO	51	12	7377N
2600						
3 Cyl. Gas or Diesel	1981-75	Lucas (Non-USA - Early)	LU	43	12	12152N
3 Cyl. Gas or Diesel		Lucas (Non-USA - Late)	LU	45	12	12089N
3 Cyl. Gas or Diesel		Motorola (USA - Opt. w/o AC)	MO	51	12	7377N
2610						
3 Cyl. Gas or Diesel	1983-81	Lucas (Non-USA - Early)	LU	43	12	12152N
3 Cyl. Gas or Diesel		Lucas (Non-USA - Late)	LU	45	12	12089N
3 Cyl. Gas or Diesel		Motorola (USA - Opt. w/o AC)	MO	51	12	7377N
2810						
3-158 Ford Diesel	1990-83	Lucas (Non-USA - Early)	LU	43	12	12152N
3-158 Ford Diesel		Lucas (Non-USA - Late)	LU	45	12	12089N
3-158 Ford Diesel		Motorola (USA - Opt. w/o AC)	MO	51	12	7377N
3000						
3 Cyl. 158 Diesel	1975-65	Lucas Generator	LU	22	12	15027N
3 Cyl. 175 Diesel	1968-65	Lucas Generator	LU	22	12	15027N
3100						
3 Cyl. Gas or Diesel	1974-65	Lucas Generator	LU	22	12	15027N
3110						
3 Cyl. Gas or Diesel	1974-65	Lucas Generator	LU	22	12	15027N
3120						
3 Cyl. Gas or Diesel	1974-65	Lucas Generator	LU	22	12	15027N

ALTERNATORS

ALTERNATORS AND GENERATORS

ENGINE	YEAR	APPLICATION	Mfg	Amp	Volt	PART NUMBER
NEW HOLLAND - Agricultural Tractor (Cont'd)						
3190						
3 Cyl. Gas or Diesel	1974-65	Lucas Generator	LU	22	12	15027N
3230						
3-192 Ford Diesel	1993-90	Lucas (Opt.)	LU	70	12	12091N
3-192 Ford Diesel		Lucas (Std.)	LU	55	12	12090N
3300						
3 Cyl. Diesel	1974-65	Lucas Generator	LU	22	12	15027N
3310						
3 Cyl. Diesel	1974-65	Lucas Generator	LU	22	12	15027N
3330						
3 Cyl. Diesel	1974-65	Lucas Generator	LU	22	12	15027N
3400						
3 Cyl. Diesel	1975-65	Lucas Generator	LU	22	12	15027N
3430						
3-192 Ford Diesel	1998-90	Lucas (Opt.)	LU	70	12	12091N
3-192 Ford Diesel		Lucas (Std.)	LU	55	12	12090N
3500						
3 Cyl. Diesel	1981-75	Lucas Generator	LU	22	12	15027N
3550						
3 Cyl. Gas or Diesel	1974-65	Lucas Generator	LU	22	12	15027N
3600						
3-175 Diesel	1981-75	Lucas (Non-USA - Early)	LU	43	12	12152N
3-175 Diesel		Lucas (Non-USA - Late)	LU	45	12	12089N
3-175 Diesel		Motorola (USA - Opt. w/o AC)	MO	51	12	7377N
3610						
3-192 Ford Diesel	1983-81	Motorola (USA - Opt. w/o AC)	MO	51	12	7377N
All Engines		Lucas (Non-USA - Early)	LU	43	12	12152N
All Engines		Lucas (Non-USA - Late)	LU	45	12	12089N
3900						
3-192 Ford Diesel	1981-75	Lucas (Non-USA - Early)	LU	43	12	12152N
3-192 Ford Diesel		Lucas (Non-USA - Late)	LU	45	12	12089N
3-192 Ford Diesel		Motorola (USA - Opt. w/o AC)	MO	51	12	7377N
3910						
3-192 Ford Diesel	1990-83	Lucas (Non-USA - Early)	LU	43	12	12152N
3-192 Ford Diesel		Lucas (Non-USA - Late)	LU	45	12	12089N
3-192 Ford Diesel		Motorola (USA - Opt. w/o AC)	MO	51	12	7377N
3930						
3-192 Ford Diesel	1999-90	Lucas (Cab)	LU	70	12	12091N
3-192 Ford Diesel		Lucas (o Cab)	LU	55	12	12090N
4000						
3-192 Ford Diesel	1974-65	Lucas Generator	LU	22	12	15027N
3-201 Ford Diesel		Lucas Generator	LU	22	12	15027N
4100						
3-183 Ford Diesel	1981-75	Lucas (Non-USA - Early)	LU	43	12	12152N
3-183 Ford Diesel		Lucas (Non-USA - Late)	LU	45	12	12089N
3-183 Ford Diesel		Motorola (USA - Opt. w/o AC)	MO	51	12	7377N
3-183 Ford Diesel	1974-65	Lucas Generator	LU	22	12	15027N

ALTERNATORS AND GENERATORS

ENGINE	YEAR	APPLICATION	Mfg	Amp	Volt	PART NUMBER
NEW HOLLAND - Agricultural Tractor (Cont'd)						
4110						
3-201 Ford Diesel	1990-81	Lucas (Non-USA - Early)	LU	43	12	12152N
3-201 Ford Diesel		Lucas (Non-USA - Late)	LU	45	12	12089N
3-201 Ford Diesel		Motorola (USA - Opt. w/o AC)	MO	51	12	7377N
3-201 Ford Diesel	1974-65	Lucas Generator	LU	22	12	15027N
4130						
3-201 Ford Diesel	1999-90	Lucas (Cab)	LU	70	12	12091N
3-201 Ford Diesel		Lucas (o Cab)	LU	55	12	12090N
4140						
3-201 Ford Diesel	1974-65	Lucas Generator	LU	22	12	15027N
4200						
3-201 Ford Diesel	1974-65	Lucas Generator	LU	22	12	15027N
4330						
All Engines	1974-65	Lucas Generator	LU	22	12	15027N
4340						
3 Cyl. Diesel	1974-65	Lucas Generator	LU	22	12	15027N
4400						
3 Cyl. Diesel	1974-65	Lucas Generator	LU	22	12	15027N
4410						
3 Cyl. Diesel	1974-69	Lucas Generator	LU	22	12	15027N
4500						
3 Cyl. Diesel	1974-65	Lucas Generator	LU	22	12	15027N
4600						
3-201 Ford Diesel	1981-75	Lucas (Non-USA - Early)	LU	43	12	12152N
3-201 Ford Diesel		Lucas (Non-USA - Late)	LU	45	12	12089N
3-201 Ford Diesel		Motorola (USA - Opt.)	MO	51	12	7377N
4610						
3-201 Ford Diesel	1990-81	Lucas (Non-USA - 11/84-On)	LU	45	12	12089N
3-201 Ford Diesel		Lucas (Non-USA - To 10/84)	LU	43	12	12152N
3-201 Ford Diesel		Motorola (USA - Opt.)	MO	51	12	7377N
4630						
3-192 Ford Diesel	1999-90	Lucas (Opt.)	LU	70	12	12091N
3-192 Ford Diesel		Lucas (Std.)	LU	55	12	12090N
4830						
3-201 Ford Diesel	1994-90	Lucas (Opt.)	LU	70	12	12091N
3-201 Ford Diesel		Lucas (Std.)	LU	55	12	12090N
5000						
4 Cyl. 233 Ford Diesel	1975-65	Lucas Generator	LU	22	12	15027N
4 Cyl. 256 Ford Diesel		Lucas Generator	LU	22	12	15027N
Gas Engines		Lucas Generator	LU	22	12	15027N
5030						
4-256 Ford Diesel	1998-92	Lucas (Opt.)	LU	70	12	12091N
4-256 Ford Diesel		Lucas (Std.)	LU	55	12	12090N
5100						
Diesel Engines	1974-65	Lucas Generator	LU	22	12	15027N
Gas Engines		Lucas Generator	LU	22	12	15027N

ALTERNATORS

ALTERNATORS AND GENERATORS

ENGINE	YEAR	APPLICATION	Mfg	Amp	Volt	PART NUMBER
NEW HOLLAND - Agricultural Tractor (Cont'd)						
5110						
All Engines	1991-84	Lucas (Opt.)	LU	70	12	12091N
All Engines		Lucas (Std.)	LU	55	12	12090N
5200						
Diesel Engines	1974-67	Lucas Generator	LU	22	12	15027N
5340						
Diesel Engines	1974-68	Lucas Generator	LU	22	12	15027N
Gas Engines		Lucas Generator	LU	22	12	15027N
2910						
3-175 Ford Diesel	1990-83	Lucas (Non-USA - Early)	LU	43	12	12152N
3-175 Ford Diesel		Lucas (Non-USA - Late)	LU	45	12	12089N
3-175 Ford Diesel		Motorola (USA - Opt. w/o AC)	MO	51	12	7377N
5610						
4-268 Ford Diesel	1993-82	Motorola (Opt.)	MO	51	12	7377N
6610						
4-268 Ford Diesel	1993-87	Lucas (Opt.)	LU	70	12	12091N
4-268 Ford Diesel		Lucas (Std.)	LU	45	12	12089N
4-268 Ford Diesel	1986-82	Lucas (Opt.)	LU	43	12	12152N
4-268 Ford Diesel		Motorola (Opt.)	MO	51	12	7377N
7710						
4-268 Ford Diesel	1986-82	Motorola (Opt.)	MO	51	12	7377N
9030						
4-268 Diesel	1997-90	Delco (Std.)	DR	105	12	7853N
Boomer 2030						
1.5L 3 Cyl. 31HP Diesel	2009-08	w/o Cab (Mitsubishi 40 Amp)	MI	40	12	12077N
Boomer 2035						
1.6L 3 Cyl. 35HP Diesel	2009-08	w/o Cab (Mitsubishi 40 Amp)	MI	40	12	12077N
Boomer 3040						
2.0L 4 Cyl. 40HP Diesel	2009-08	w/o Cab (Mitsubishi 40 Amp)	MI	40	12	12077N
Boomer 3045						
2.2L 4 Cyl. 45HP Diesel	2009-08	w/o Cab (Mitsubishi 40 Amp)	MI	40	12	12077N
Boomer 3050						
2.2L 4 Cyl. 50HP Diesel	2009-08	w/o Cab (Mitsubishi 40 Amp)	MI	40	12	12077N
T2310						
2.0L 4 Cyl. 40HP Diesel	2008-07	w/o Cab (Mitsubishi 40 Amp)	MI	40	12	12077N
T2320						
2.2L 4 Cyl. 45HP Diesel	2008-07	w/o Cab (Mitsubishi 40 Amp)	MI	40	12	12077N
T2330						
2.2L 4 Cyl. 50HP Diesel	2008-07	w/o Cab (Mitsubishi 40 Amp)	MI	40	12	12077N
T8010						
8.3L 6 Cyl. 175HP Diesel	2009-06	Iskra 150 Amp, BSN Z8RW06000»	BO	135	12	12162N
T8020						
8.3L 6 Cyl. 200HP Diesel	2009-06	Iskra 150 Amp, BSN Z8RW06000»	BO	135	12	12162N
T8030						
8.3L 6 Cyl. 225HP Diesel	2009-06	Iskra 150 Amp, BSN Z8RW06000»	BO	135	12	12162N

ALTERNATORS AND GENERATORS

ENGINE	YEAR	APPLICATION	Mfg	Amp	Volt	PART NUMBER
NEW HOLLAND - Agricultural Tractor (Cont'd)						
T8040						
8.3L 6 Cyl. 255HP Diesel	2009-06	Iskra 150 Amp, BSN Z8RW06000»	BO	135	12	12162N
T8050						
9.0L 6 Cyl. 270HP Diesel	2009-07	Iskra 150 Amp, BSN Z8RW06000»	BO	135	12	12162N
TB100						
4987cc NH Turbo Diesel	2007-03	Lucas System	LU	55	12	12090N
TB110						
4987cc NH Turbo Diesel	2007-03	Lucas System	LU	55	12	12090N
TB120						
7480cc NH Diesel	2007-03	Lucas System	LU	55	12	12090N
TB80						
4392cc NH Turbo Diesel	2007-03	Lucas System	LU	55	12	12090N
TB90						
4987cc NH Turbo Diesel	2007-03	Lucas System	LU	55	12	12090N
TC24D						
Shibura 24HP Diesel	2002-	Denso System	ND	40	12	12189N
TC29DA						
Shibura 29HP Diesel	2003-	Mitsubishi System	MI	40	12	12077N
TC30						
New Holland 30HP Diesel	2001-	Mitsubishi System	MI	40	12	12077N
TC31DA						
New Holland 31HP Diesel	2008-06	Models w/o Cab	MI	40	12	12077N
TC33DA						
Shibura 33HP Diesel	2003-	Mitsubishi System	MI	40	12	12077N
TC34DA						
New Holland 34HP Diesel	2008-06	Models w/o Cab	MI	40	12	12077N
TC35A						
New Holland 35HP Diesel	2003-	Mitsubishi System	MI	40	12	12077N
TC40A						
New Holland 40HP Diesel	2003-	Mitsubishi System	MI	40	12	12077N
TC40DA						
New Holland 40HP Diesel	2003-	Models w/o Cab	MI	40	12	12077N
TC45A						
New Holland 45HP Diesel	2003-	Mitsubishi System	MI	40	12	12077N
TC45DA						
New Holland 45HP Diesel	2003-	Models w/o Cab	MI	40	12	12077N
TG210						
6 Cyl. 8.27L 504cid	2005-03	Bosch	BO	135	12	12162N

ALTERNATORS

ALTERNATORS AND GENERATORS

ENGINE	YEAR	APPLICATION	Mfg	Amp	Volt	PART NUMBER
NEW HOLLAND - Agricultural Tractor (Cont'd)						
TG210 (Cont'd)						
6 Cyl. 8.27L 504cid	2002	Bosch	BO	135	12	12162N
New Holland 8.3L Diesel	2005-02	Bosch	BO	135	12	12162N
TG215						
New Holland 8.3L Diesel	2008	Bosch , 12 Volt / 200A	BO	200	12	12881N
TG230						
6 Cyl. 8.27L 504cid	2005-03	Bosch	BO	135	12	12162N
6 Cyl. 8.27L 504cid	2002	Bosch	BO	135	12	12162N
New Holland 8.3L Diesel	2005-02	Bosch	BO	135	12	12162N
TG245						
New Holland 8.3L Diesel	2008	Bosch , 12 Volt / 200A	BO	200	12	12881N
TG255						
6 Cyl. 8.27L 504cid	2005-03	Bosch	BO	135	12	12162N
6 Cyl. 8.27L 504cid	2002	Bosch	BO	135	12	12162N
New Holland 8.3L Diesel	2005-02	Bosch	BO	135	12	12162N
TG275						
New Holland 8.3L Diesel	2008	Bosch , 12 Volt / 200A	BO	200	12	12881N
TG285						
6 Cyl. 8.27L 504cid	2005-03	Bosch	BO	135	12	12162N
6 Cyl. 8.27L 504cid	2002	Bosch	BO	135	12	12162N
New Holland 8.3L Diesel	2002-	Bosch	BO	150	12	12714N
TG305						
New Holland 8.3L Diesel	2008	Bosch , 12 Volt / 200A	BO	200	12	12881N
TJ275						
6 Cyl. 8.27L 504cid	2005-02	Bosch	BO	135	12	12162N
6 Cyl. 8.27L 504cid	2001	Bosch	BO	135	12	12162N
8.3L 6 Cyl. 275HP Diesel	2005-03	Bosch	BO	135	12	12162N
TJ325						
6 Cyl. 8.85L 538cid	2002	Bosch	BO	135	12	12162N
6 Cyl. 8.85L 538cid	2001	Bosch	BO	135	12	12162N
8.9L 6 Cyl. 325HP Diesel	2002-01	Bosch	BO	135	12	12162N
TJ375						
15.0L 6 Cyl. 375HP Die- sel	2005-01	Standard 135 Amp	BO	135	12	12162N
6 Cyl. 14.95L 911cid	2006-02	Standard 135A	BO	135	12	12162N
6 Cyl. 14.95L 911cid	2001	Standard 135A	BO	135	12	12162N
TJ425						
15.0L 6 Cyl. 425HP Die- sel	2005-01	Standard 135 Amp	BO	135	12	12162N
6 Cyl. 14.95L 911cid	2006-02	Standard 135A	BO	135	12	12162N
6 Cyl. 14.95L 911cid	2001	Standard 135A	BO	135	12	12162N
TJ450						
15.0L 6 Cyl. 450HP Die- sel	2005-01	Standard 135 Amp	BO	135	12	12162N
6 Cyl. 14.95L 911cid	2006-02	Standard 135A	BO	135	12	12162N
6 Cyl. 14.95L 911cid	2001	Standard 135A	BO	135	12	12162N
TJ500						
15.0L 6 Cyl. 500HP Die- sel	2005-04	Standard 135 Amp	BO	135	12	12162N
6 Cyl. 14.95L 911cid	2005	Standard 135A	BO	135	12	12162N

ALTERNATORS AND GENERATORS

ENGINE	YEAR	APPLICATION	Mfg	Amp	Volt	PART NUMBER
NEW HOLLAND - Agricultural Tractor (Cont'd)						
TJ500 (Cont'd)						
6 Cyl. 14.95L 911cid	2004	Standard 135A	BO	135	12	12162N
TM120						
7.5L 6 Cyl. Diesel	2005-99	Standard	MM	100	12	12095N
TM130						
7.5L 6 Cyl. Diesel	2005-99	Standard	MM	100	12	12095N
TM140						
7.5L 6 Cyl. Diesel	2005-99	Standard	MM	100	12	12095N
TM150						
7.5L 6 Cyl. Diesel	2009-08	Standard	MM	100	12	12095N
TM155						
7.5L 6 Cyl. Diesel	2005-99	Standard	MM	100	12	12095N
TM165						
7.5L 6 Cyl. Diesel	2009-08	Standard	MM	100	12	12095N
TM175						
7.5L 6 Cyl. Diesel	2005-99	Standard	MM	100	12	12095N
TM190						
7.5L 6 Cyl. Diesel	2005-99	Standard	MM	100	12	12095N
TV145 Bi-Directional						
NH 6-456 Turbo Diesel	2003-	Marelli System	MM	100	12	12095N
NEW HOLLAND - Baler						
1426						
Caterpillar Engines	1989-86	Delco System	DR	72	12	7186-3N
Perkins Engines	1985-82	Delco System	DR	72	12	7186-3N
420						
3 Cyl. Gas or Diesel	1978-75	Lucas (Non-USA - Early)	LU	43	12	12152N
3 Cyl. Gas or Diesel		Lucas (Non-USA - Late)	LU	45	12	12089N
3 Cyl. Gas or Diesel		Motorola (USA - Opt. w/o AC)	MO	51	12	7377N
515						
3 Cyl. Diesel	1978-75	Lucas (Non-USA - Early)	LU	43	12	12152N
3 Cyl. Diesel		Lucas (Non-USA - Late)	LU	45	12	12089N
3 Cyl. Diesel		Motorola (USA - Opt. w/o AC)	MO	51	12	7377N
NEW HOLLAND - Combine						
TX66						
Ford 6-456 Diesel	2007-94	33SI Delco, 135 Amp	DR	135	12	8083N
Ford 6-456 Diesel	1997-94	Bosch Replacement Unit, 200 Amp	BO	200	12	12715N
Ford 6-456 Diesel		Delco 21SI, 130A	DR	130	12	7681N
TX68						
Ford 6-576 Diesel	2007-94	33SI Delco, 135 Amp	DR	135	12	8083N
Ford 6-576 Diesel	1997-95	Bosch Replacement Unit, 200 Amp	BO	200	12	12715N
Ford 6-576 Diesel		Delco 21SI, 130A	DR	130	12	7681N
Iveco 8465.41 Diesel	2007-97	Delco 21SI, 130A	DR	130	12	7681N

ALTERNATORS

ALTERNATORS AND GENERATORS

ENGINE	YEAR	APPLICATION	Mfg	Amp	Volt	PART NUMBER
NEW HOLLAND - Dozer						
D75						
4.5L 4 Cyl. 80HP Diesel	2006-	Models AC	BO	95	12	12145N
4.5L 4 Cyl. 80HP Diesel		Models w/o AC	BO	65	12	12161N
D85						
4.5L 4 Cyl. 89HP Diesel	2006-	Models AC	BO	95	12	12145N
4.5L 4 Cyl. 89HP Diesel		Models w/o AC	BO	65	12	12161N
D95						
6.7L 6 Cyl. 99HP Diesel	2006-	Models AC	BO	95	12	12145N
6.7L 6 Cyl. 99HP Diesel		Models w/o AC	BO	65	12	12161N
DC75						
All Engines	2004-	Models AC	BO	95	12	12145N
All Engines		Models w/o AC	BO	65	12	12161N
DC85						
All Engines	2004-	Models AC	BO	95	12	12145N
All Engines		Models w/o AC	BO	65	12	12161N
DC95						
All Engines	2004-	Models AC	BO	95	12	12145N
All Engines		Models w/o AC	BO	65	12	12161N
NEW HOLLAND - Excavator						
E160						
All Engines	2006-	Mitsubishi System	MI	35	24	12602N
E175B						
Iveco F4GE9484D						
121HP Diesel	2007-	Bosch	BO	70	24	12591N
E200SR						
All Engines	All	ASN, Mitsubishi	MI	50	24	12744N
E215B						
Iveco F4GE9684E						
150HP Diesel	2007-	Bosch	BO	70	24	12591N
E27B						
Yanmar 3TNV82A						
21.6HP Diesel	2008-	Denso System	ND	40	12	12356N
E30B						
Yanmar 3TNV88 - PYB						
Dsl.	2012-06	w/ Denso 60A	ND	60	12	12651N
E35B						
Yanmar 3TNV88						
28.43HP Dsl	2012-08	w/ Denso 60A	ND	60	12	12651N
E50B						
Yanmar 4TNV88 39.3HP						
Dsl	2012-08	w/ Denso 60A	ND	60	12	12651N
EC130						
Cummins 4BT, 3.9L Diesel	2001-01	Delco 22SI, 24 Volt / 70 Amp	DR	70	24	8367N
EC130LC						
Cummins 4BT, 3.9L Diesel	2001-01	Delco 22SI, 24 Volt / 70 Amp	DR	70	24	8367N

ALTERNATORS

ALTERNATORS AND GENERATORS

ENGINE	YEAR	APPLICATION	Mfg	Amp	Volt	PART NUMBER
NEW HOLLAND - Excavator (Cont'd)						
EC160						
Cummins 4BT, 3.9L Diesel	2001-01	Delco 22SI , 24 Volt / 70 Amp	DR	70	24	8367N
EC160LC						
Cummins 4BT, 3.9L Diesel	2001-01	Delco 22SI , 24 Volt / 70 Amp	DR	70	24	8367N
EC215						
Cummins 6BTA, 5.9L Diesel	2006-00	Delco 22SI , 24 Volt / 70 Amp	DR	70	24	8367N
EC215LC						
Cummins 6BTA, 5.9L Diesel	2006-00	Delco 22SI , 24 Volt / 70 Amp	DR	70	24	8367N
NEW HOLLAND - Harvester						
FX25						
Various	1997-96	33SI Delco, 135 Amp	DR	135	12	8083N
FX45						
Various	1997-96	33SI Delco, 135 Amp	DR	135	12	8083N
NEW HOLLAND - Loader						
C185						
3.4L 3 Cyl. 78HP Diesel	2006-	Delco System	DR	95	12	8721N
3.4L 3 Cyl. 78HP Diesel		Delco System (150 Amp upgrade)	DR	150	12	8721N-150A
C190						
4.5L 4 Cyl. 80HP Diesel	2006-	Delco System	DR	95	12	8721N
4.5L 4 Cyl. 80HP Diesel		Delco System (150 Amp upgrade)	DR	150	12	8721N-150A
CL45						
Kubota Diesel	1986-83	Hitachi System	HI	35	12	14105N
CL55						
Kubota Diesel	1986-83	Hitachi System	HI	35	12	14105N
LB110						
All Engines	2000-	Lucas System	LU	70	12	12096N
LB115 4WS						
All Engines	1998-	Lucas System	LU	70	12	12096N
LB115B 4WS						
All Engines	2000-	Lucas System	LU	70	12	12096N
LB75B						
All Engines	2001-	Lucas System	LU	70	12	12096N
LB90						
All Engines	2000-	Lucas System	LU	70	12	12096N
LB95						
All Engines	2000-	Lucas System	LU	70	12	12096N
NEW HOLLAND - Mower						
1495						
Perkins 4-236 Diesel	1986-76	Delco System	DR	72	12	7186-3N
Perkins Engines	1985-82	Delco System	DR	72	12	7186-3N

ALTERNATORS

ALTERNATORS AND GENERATORS

ENGINE	YEAR	APPLICATION	Mfg	Amp	Volt	PART NUMBER
NEW HOLLAND - Mower (Cont'd)						
1496						
Perkins 4-236 Diesel	1988-87	Delco System	DR	72	12	7186-3N
NEW HOLLAND - Mower - Front						
G6030						
1.5L 3 Cyl. 30HP Diesel	2008-	Mitsubishi System	MI	40	12	12077N
G6035						
1.7L 3 Cyl. 36HP Diesel	2008-	Mitsubishi System	MI	40	12	12077N
MC22						
1.0L 3 Cyl. 22HP Diesel	2000-	Denso System	ND	40	12	12189N
MC28						
1.3L 3 Cyl. 28HP Diesel	2000-	Mitsubishi System	MI	40	12	12077N
MC35						
1.7L 3 Cyl. 35HP Diesel	2000-	Mitsubishi System	MI	40	12	12077N
NEW HOLLAND - Skid Steer Loader						
L140						
N843 1.5L 32HP Diesel	2006-	Mitsubishi System	MI	40	12	12077N
L150						
N843H 1.5L 38HP Diesel	2006-	Mitsubishi System	MI	40	12	12077N
L160						
N844 2.0L 46HP Diesel	2006-	Mitsubishi System	MI	40	12	12077N
L170						
N844T 2.0L 52HP Turbo Diesel	2006-	Mitsubishi System	MI	40	12	12077N
L180						
334M2 3.4L 63HP Diesel	2006-	Delco System	DR	95	12	8721N
334M2 3.4L 63HP Diesel		Delco System (150 Amp upgrade)	DR	150	12	8721N-150A
L185						
334TM2 3.4L 78HP Turbo Diesel	2006-	Delco System	DR	95	12	8721N
334TM2 3.4L 78HP Turbo Diesel		Delco System (150 Amp upgrade)	DR	150	12	8721N-150A
L190						
445M2 4.5L 80HP Diesel	2006-	Delco System	DR	95	12	8721N
445M2 4.5L 80HP Diesel		Delco System (150 Amp upgrade)	DR	150	12	8721N-150A
L225						
Wisconsin TJD Engine	1977-75	Motorola System	MO	37	12	8056N
L325						
Kohler K582S	1981-77	Motorola System	MO	37	12	8056N
L35						
Wisconsin VG4D	1980-71	Motorola System	MO	37	12	8056N
L425						
Wisconsin VH4D	1983-76	Motorola System	MO	37	12	8056N
L451						
F2L511D Deutz	1985-83	Motorola System	MO	37	12	8056N

ALTERNATORS

ALTERNATORS AND GENERATORS

ENGINE	YEAR	APPLICATION	Mfg	Amp	Volt	PART NUMBER
NEW HOLLAND - Skid Steer Loader (Cont'd)						
L451 (Cont'd)						
Wisconsin VH4D		Motorola System	MO	37	12	8056N
L452						
Wisconsin VH4D	1985-83	Motorola System	MO	37	12	8056N
L454						
Kubota V1402	1989-83	Motorola System	MO	37	12	8056N
Teledyne TM13	1989-85	Motorola System	MO	37	12	8056N
L455						
Kubota V1402	1989-83	Motorola System	MO	37	12	8056N
Teledyne TM13		Motorola System	MO	37	12	8056N
L465						
Ford VSG413	1999-94	Mitsubishi System	MI	40	12	12077N
L565						
N844 Diesel	1999-94	Mitsubishi System	MI	40	12	12077N
L775						
Wisconsin V465D1	1984-73	Motorola System	MO	37	12	8056N
L775D						
F3L912 Deutz	1984-73	Motorola System	MO	37	12	8056N
L781						
Ford 201 Diesel	1993-84	Lucas System	LU	45	12	12089N
L783						
Ford 201 Diesel	1995-88	Lucas System	LU	45	12	12089N
L784						
Ford 200 Gas	1988-84	Motorola System	MO	37	12	8056N
L785						
Ford 201 Diesel	1994-84	Lucas System	LU	45	12	12089N
L865						
332T Diesel	1999-94	Lucas System	LU	70	12	12088N
LS140						
N843 Diesel	2000-	Mitsubishi System	MI	40	12	12077N
LS150						
N843H Diesel	2000-	Mitsubishi System	MI	40	12	12077N
LS160						
N844 Diesel	2000-	Mitsubishi System	MI	40	12	12077N
LS170						
N844T Diesel	2000-	Mitsubishi System	MI	40	12	12077N
LS180						
332T Diesel	2000-	Marelli System	LU	70	12	12088N
All Engines	2005-	Delco System	DR	95	12	8721N
All Engines		Delco System (150 Amp upgrade)	DR	150	12	8721N-150A
LS185						
334T Diesel	2005-	Delco System	DR	95	12	8721N
334T Diesel		Delco System (150 Amp upgrade)	DR	150	12	8721N-150A
LX465						
N843 Diesel	1999-94	Mitsubishi System	MI	40	12	12077N

ALTERNATORS

ALTERNATORS AND GENERATORS

ENGINE	YEAR	APPLICATION	Mfg	Amp	Volt	PART NUMBER
NEW HOLLAND - Skid Steer Loader (Cont'd)						
LX485						
N843 Diesel	1999-94	Mitsubishi System	MI	40	12	12077N
LX565						
N844 Diesel	1999-94	Mitsubishi System	MI	40	12	12077N
LX665						
N844 Diesel	1999-94	Mitsubishi System	MI	40	12	12077N
LX865						
332T Diesel	1999-94	Lucas System	LU	70	12	12088N
LX885						
332T Diesel	1999-94	Lucas System	LU	70	12	12088N
NEW HOLLAND - Sprayer						
SF550						
Cummins 6 Cyl. Dsl.	2007-99	DR, 19SI / 105A	DR	105	12	8098N
NEW HOLLAND - Tractor						
5640						
4-268 Ford Diesel	1998-91	Lucas (Opt.)	MM	100	12	12094N
4-268 Ford Diesel	1993-91	Lucas (Std.)	LU	55	12	12092N
6530HC						
4-268 Ford Diesel	1997-92	Lucas (Opt.)	MM	100	12	12094N
4-268 Ford Diesel		Lucas (Std.)	LU	55	12	12092N
6640						
4-304 Ford Diesel	1998-91	Lucas (Opt.)	MM	100	12	12094N
4-304 Ford Diesel	1993-91	Lucas (Std.)	LU	55	12	12092N
7740						
4-304 Ford Diesel	1998-91	Lucas (Opt.)	MM	100	12	12094N
4-304 Ford Diesel	1993-91	Lucas (Std.)	LU	55	12	12092N
7840						
6-401 Ford Diesel	1996-91	Lucas (Opt.)	MM	100	12	12094N
6-401 Ford Diesel	1993-91	Lucas (Std.)	LU	55	12	12092N
8010						
6-456 Ford Diesel	2000-96	Lucas (Std.)	MM	100	12	12095N
8010HC						
6-456 Ford Diesel	1999-97	Lucas (Std.)	MM	100	12	12095N
8160						
6-456 Ford Diesel	1999-96	Lucas (Std.)	MM	100	12	12095N
8240						
6-456 Ford Diesel	1997-92	Lucas (Opt.)	MM	100	12	12094N
6-456 Ford Diesel	1993-92	Lucas (Std.)	LU	55	12	12092N
8340						
6-456 Ford Diesel	1997-92	Lucas (Opt.)	MM	100	12	12094N
6-456 Ford Diesel	1993-92	Lucas (Std.)	LU	55	12	12092N
8360						
6-456 Ford Diesel	1999-96	Lucas (Std.)	MM	100	12	12095N

ALTERNATORS

ALTERNATORS AND GENERATORS

ENGINE	YEAR	APPLICATION	Mfg	Amp	Volt	PART NUMBER
NEW HOLLAND - Tractor (Cont'd)						
8560						
6-456 Ford Diesel	1999-96	Lucas (Std.)	MM	100	12	12095N
8670						
6-456 Ford Diesel	2000-93	Bosch Replacement Unit, 200 Amp	BO	200	12	12715N
6-456 Ford Diesel		Delco 21SI, 130A	DR	130	12	7681N
8770						
6-456 Ford Diesel	2000-93	Bosch Replacement Unit, 200 Amp	BO	200	12	12715N
6-456 Ford Diesel		Delco 21SI, 130A	DR	130	12	7681N
8870						
6-456 Ford Diesel	2000-93	Bosch Replacement Unit, 200 Amp	BO	200	12	12715N
6-456 Ford Diesel		Delco 21SI, 130A	DR	130	12	7681N
8970						
6-456 Ford Diesel	2000-93	Bosch Replacement Unit, 200 Amp	BO	200	12	12715N
6-456 Ford Diesel		Delco 21SI, 130A	DR	130	12	7681N
9280 Tractor						
Cummins LT-10A	1997-94	Bosch Replacement Unit, 200 Amp	BO	200	12	12715N
Cummins LT-10A		Delco 21SI, 130A	DR	130	12	7681N
9282 Tractor						
Cummins 6CTA	1998-96	Bosch Replacement Unit, 200 Amp	BO	200	12	12715N
Cummins 6CTA		Delco 21SI, 130A	DR	130	12	7681N
9480 Tractor						
Cummins NTA-855	1997-94	Bosch Replacement Unit, 200 Amp	BO	200	12	12715N
Cummins NTA-855		Delco 21SI, 130A	DR	130	12	7681N
9482 Tractor						
Cummins M11	1998-96	Bosch Replacement Unit, 200 Amp	BO	200	12	12715N
Cummins M11		Delco 21SI, 130A	DR	130	12	7681N
9680 Tractor						
Cummins NTA-855	1997-94	Bosch Replacement Unit, 200 Amp	BO	200	12	12715N
Cummins NTA-855		Delco 21SI, 130A	DR	130	12	7681N
9682 Tractor						
Cummins N14	1998-96	Bosch Replacement Unit, 200 Amp	BO	200	12	12715N
Cummins N14		Delco 21SI, 130A	DR	130	12	7681N
9880 Tractor						
Cummins NTA-855	1997-94	Bosch Replacement Unit, 200 Amp	BO	200	12	12715N
Cummins NTA-855		Delco 21SI, 130A	DR	130	12	7681N
9882 Tractor						
Cummins N14	1998-96	Bosch Replacement Unit, 200 Amp	BO	200	12	12715N
Cummins N14		Delco 21SI, 130A	DR	130	12	7681N
TM115						
7.5L 6 Cyl. Diesel	All	Standard	MM	100	12	12095N
TM125						
7.5L 6 Cyl. Diesel	All	Standard	MM	100	12	12095N
TM135						
7.5L 6 Cyl. Diesel	All	Standard	MM	100	12	12095N
TT45A						
2.0L 4 Cyl. 40HP Diesel	2007-	Mitsubishi System	MI	40	12	12077N

ALTERNATORS

ALTERNATORS AND GENERATORS

ENGINE	YEAR	APPLICATION	Mfg	Amp	Volt	PART NUMBER
NEW HOLLAND - Tractor (Cont'd)						
TT50A						
2.2L 4 Cyl. 48HP Diesel	2007-	Mitsubishi System	MI	40	12	12077N
TV140 Bi-Directional						
NH 6-456 Turbo Diesel	2002-01	Marelli System	MM	100	12	12095N
NEW HOLLAND - Tractor - Compact						
1220						
3-58 Shibaura Diesel	1998-95	Denso Alt. (8/1/95-On)	ND	40	12	12189N
1320						
3-77 Shibaura Diesel	1998-87	Mitsubishi Alt.	MI	40	12	12077N
1500						
2 Cyl. Shibaura Diesel	1982-79	Hitachi Alt. (2/1/81-On)	HI	35	12	14105N
1520						
3-81 Shibaura Diesel	1997-87	Mitsubishi Alt.	MI	40	12	12077N
1530						
3-81 Shibaura Diesel	1998-96	w/o Cab	MI	40	12	12077N
1620						
3-81 Shibaura Diesel	1997-91	Mitsubishi Alt.	MI	40	12	12077N
1630						
3-81 Shibaura Diesel	1998-96	Mitsubishi Alt.	MI	40	12	12077N
1700						
2-78 Shibaura Diesel	1982-79	Hitachi Alt. (2/1/81-On)	HI	35	12	14105N
1715						
3-81 Shibaura Diesel	1997-93	Mitsubishi Alt.	MI	40	12	12077N
1720						
3-81 Shibaura Diesel	2002-87	Mitsubishi Alt.	MI	40	12	12077N
1725						
3-81 Shibaura Diesel	1998-96	Mitsubishi Alt.	MI	40	12	12077N
1900						
3-87 Shibaura Diesel	1983-79	Hitachi Alt. (2/1/81-On)	HI	35	12	14105N
Cat. 3306 Diesel	1989-86	Delco System	DR	72	12	7186-3N
1910						
3-104 Shibaura Diesel	1986-83	Hitachi Alt.	HI	35	12	14105N
1920						
4-122 Shibaura Diesel	2002-87	Mitsubishi Alt.	MI	40	12	12077N
1925						
3-91 Shibaura Diesel	1998-96	w/o Cab	MI	40	12	12077N
3415						
4-135 Shibaura Diesel	2002-93	Mitsubishi Alt.	MI	40	12	12077N
T1510						
1.5L 3 Cyl. 30HP Diesel	2008-	Mitsubishi System	MI	40	12	12077N
T1520						
1.7L 3 Cyl. 35HP Diesel	2007-	Mitsubishi System	MI	40	12	12077N

ALTERNATORS AND GENERATORS

ENGINE	YEAR	APPLICATION	Mfg	Amp	Volt	PART NUMBER
NEW HOLLAND - Tractor - Compact (Cont'd)						
T2210						
1.5L 3 Cyl. 31HP Diesel	2008-	w/o Cab (Mitsubishi 40 Amp)	MI	40	12	12077N
T2220						
1.6L 3 Cyl. 35HP Diesel	2008-	w/o Cab (Mitsubishi 40 Amp)	MI	40	12	12077N
TB85						
4392cc NH Turbo Diesel	2003-	Lucas System	LU	55	12	12090N
TC21D						
Shibure 21HP Diesel	2005-99	Denso System	ND	40	12	12189N
TC25						
Shibura 25HP Diesel	2005-98	Mitsubishi System	MI	40	12	12077N
TC25D						
Shibura 25HP Diesel	2005-98	Mitsubishi System	MI	40	12	12077N
TC29						
Shibura 29HP Diesel	1999-	Mitsubishi System	MI	40	12	12077N
TC29D						
Shibura 29HP Diesel	1999-	Mitsubishi System	MI	40	12	12077N
TC33						
Shibura 33HP Diesel	1999-	Mitsubishi System	MI	40	12	12077N
TC33D						
Shibura 33HP Diesel	1999-	Mitsubishi System	MI	40	12	12077N
TC35						
New Holland 35HP Diesel	2000-	Mitsubishi System	MI	40	12	12077N
TC35DA						
New Holland 35HP Diesel	2003-	Mitsubishi System	MI	40	12	12077N
TC40						
New Holland 40HP Diesel	2000-	Mitsubishi System	MI	40	12	12077N
TC40D						
New Holland 40HP Diesel	2000-	Mitsubishi System	MI	40	12	12077N
TC45						
New Holland 45HP Diesel	2000-	Mitsubishi System	MI	40	12	12077N
TC45D						
New Holland 45HP Diesel	2000-	Mitsubishi System	MI	40	12	12077N
NEW HOLLAND - Utility Tractor						
230A						
3 Cyl. Gas or Diesel	1983-81	Lucas (Non-USA - Early)	LU	43	12	12152N
3 Cyl. Gas or Diesel		Lucas (Non-USA - Late)	LU	45	12	12089N
3 Cyl. Gas or Diesel		Motorola (USA - Opt. w/o AC)	MO	51	12	7377N
231						
3 Cyl. Gas or Diesel	1981-75	Lucas (Non-USA - Early)	LU	43	12	12152N

ALTERNATORS

ALTERNATORS AND GENERATORS

ALTERNATORS

ENGINE	YEAR	APPLICATION	Mfg	Amp	Volt	PART NUMBER
NEW HOLLAND - Utility Tractor (Cont'd)						
231 (Cont'd)						
3 Cyl. Gas or Diesel		Lucas (Non-USA - Late)	LU	45	12	12089N
3 Cyl. Gas or Diesel		Motorola (USA - Opt. w/o AC)	MO	51	12	7377N
233						
3 Cyl. Gas or Diesel	1981-75	Lucas (Non-USA - Early)	LU	43	12	12152N
3 Cyl. Gas or Diesel		Lucas (Non-USA - Late)	LU	45	12	12089N
3 Cyl. Gas or Diesel		Motorola (USA - Opt. w/o AC)	MO	51	12	7377N
234						
3 Cyl. Gas or Diesel	1983-75	Lucas (Non-USA - Early)	LU	43	12	12152N
3 Cyl. Gas or Diesel		Lucas (Non-USA - Late)	LU	45	12	12089N
3 Cyl. Gas or Diesel		Motorola (USA - Opt. w/o AC)	MO	51	12	7377N
250C						
3 Cyl. Diesel	1994-89	Lucas System (AC)	LU	70	12	12091N
3 Cyl. Diesel		Lucas System (o AC)	LU	55	12	12090N
3 Cyl. Diesel		Motorola System	MO	51	12	7377N
333						
3 Cyl. Gas or Diesel	1981-75	Lucas (Non-USA - Early)	LU	43	12	12152N
3 Cyl. Gas or Diesel		Lucas (Non-USA - Late)	LU	45	12	12089N
3 Cyl. Gas or Diesel		Motorola (USA - Opt. w/o AC)	MO	51	12	7377N
334						
3 Cyl. Gas or Diesel	1983-82	Lucas (Non-USA - Early)	LU	43	12	12152N
3 Cyl. Gas or Diesel		Lucas (Non-USA - Late)	LU	45	12	12089N
3 Cyl. Gas or Diesel		Motorola (USA - Opt. w/o AC)	MO	51	12	7377N
335						
3 Cyl. Gas or Diesel	1984-75	Lucas (Non-USA - Early)	LU	43	12	12152N
3 Cyl. Gas or Diesel		Lucas (Non-USA - Late)	LU	45	12	12089N
3 Cyl. Gas or Diesel		Motorola (USA - Opt. w/o AC)	MO	51	12	7377N
340						
3 Cyl. Gas or Diesel	1988-79	Motorola (USA - Opt. w/o AC)	MO	51	12	7377N
345C						
3 Cyl. Diesel	1992-90	Lucas (AC, 9/90-On)	LU	70	12	12091N
3 Cyl. Diesel		Lucas (o AC, 9/90-On)	LU	55	12	12090N
3 Cyl. Diesel	1992-88	Motorola System (To 8/90)	MO	51	12	7377N
345D						
3 Cyl. Diesel	2000-92	Lucas System (AC)	LU	70	12	12091N
3 Cyl. Diesel		Lucas System (o AC)	LU	55	12	12090N
445						
3 Cyl. Diesel	1985-78	Motorola (USA - Opt. w/o AC)	MO	51	12	7377N
445A						
3 Cyl. Diesel	1988-85	Motorola (USA - Opt. w/o AC)	MO	51	12	7377N
445C						
3 Cyl. Diesel	1992-90	Lucas (AC, 9/90-On)	LU	70	12	12091N
3 Cyl. Diesel		Lucas (o AC, 9/90-On)	LU	55	12	12090N
3 Cyl. Diesel	1992-89	Motorola System (To 8/90)	MO	51	12	7377N
445D						
3 Cyl. Diesel	2000-92	Lucas System (AC)	LU	70	12	12091N
3 Cyl. Diesel		Lucas System (o AC)	LU	55	12	12090N
450						
3 Cyl. Diesel	1988-87	Motorola (USA - Opt. w/o AC)	MO	51	12	7377N

ALTERNATORS AND GENERATORS

ENGINE	YEAR	APPLICATION	Mfg	Amp	Volt	PART NUMBER
NEW HOLLAND - Utility Tractor (Cont'd)						
455						
3 Cyl. Diesel	1988-87	Lucas System	LU	45	12	12089N
455C						
3 Cyl. Diesel	1993-88	Lucas System	LU	55	12	12090N
455D						
3 Cyl. Diesel	1996-92	Lucas System	LU	55	12	12090N
530A						
3 Cyl. Diesel	1983-81	Lucas (Non-USA - Early)	LU	43	12	12152N
3 Cyl. Diesel		Lucas (Non-USA - Late)	LU	45	12	12089N
3 Cyl. Diesel		Motorola (USA - Opt. w/o AC)	MO	51	12	7377N
531						
3 Cyl. Diesel	1981-75	Lucas (Non-USA - Early)	LU	43	12	12152N
3 Cyl. Diesel		Lucas (Non-USA - Late)	LU	45	12	12089N
3 Cyl. Diesel		Motorola (USA - Opt. w/o AC)	MO	51	12	7377N
532						
3 Cyl. Diesel	1978-75	Lucas (Non-USA - Early)	LU	43	12	12152N
3 Cyl. Diesel		Lucas (Non-USA - Late)	LU	45	12	12089N
3 Cyl. Diesel		Motorola (USA - Opt. w/o AC)	MO	51	12	7377N
535						
3 Cyl. Diesel	1978-75	Lucas (Non-USA - Early)	LU	43	12	12152N
3 Cyl. Diesel		Lucas (Non-USA - Late)	LU	45	12	12089N
3 Cyl. Diesel		Motorola (USA - Opt. w/o AC)	MO	51	12	7377N
NEW HOLLAND - Wheel Loader						
LW110B						
All Engines	2005-	Bosch	BO	70	24	12591N
LW130B						
All Engines	2005-	Bosch	BO	70	24	12591N
LW170						
Cummins 6CT, 8.3L Diesel	2006-00	Delco 22SI , 24 Volt / 70 Amp	DR	70	24	8367N
LW170B						
All Engines	2005-	Bosch	BO	70	24	12591N
LW190B						
All Engines	2002-	Bosch	BO	70	24	12591N
LW230						
Cummins 6CT, 8.3L Diesel	2006-00	Delco 22SI , 24 Volt / 70 Amp	DR	70	24	8367N
W110						
All Engines	2006-	Bosch	BO	70	24	12591N
W110B						
All Engines	2008-	Bosch	BO	70	24	12591N
W130						
All Engines	2006-	Bosch	BO	70	24	12591N

ALTERNATORS

ALTERNATORS AND GENERATORS

ALTERNATORS

ENGINE	YEAR	APPLICATION	Mfg	Amp	Volt	PART NUMBER
NEW HOLLAND - Windrower						
1100						
Perkins 4-236 Diesel	1985-76	Delco System	DR	72	12	7186-3N
1116						
Perkins 4-236 Diesel	1987-82	Delco System	DR	72	12	7186-3N
HW300						
All Engines	2004-98	Bosch 120A (ASN-660918)	BO	120	12	12373N
All Engines		Bosch 95 Amp (BSN-660918)	BO	95	12	12159N
HW320						
All Engines	2004-98	Bosch 120A (660719)	BO	120	12	12373N
All Engines		Bosch 95 Amp (660719)	BO	95	12	12159N
HW340						
All Engines	2004-98	Bosch 95 Amp (651123)	BO	95	12	12159N
NISSAN - Engine Industrial						
FS46						
FS46 Engine	All	Hitachi IR/IF 24 Volt / 80 Amp	HI	80	24	20619N
TD42						
TD42 Engine	All	Hitachi IR/IF 24 Volt / 80 Amp	HI	80	24	20619N
NISSAN - Lift Truck						
AEH						
H20 Engine	All	All	MI	35	12	14231N
Z24 Engine		All	MI	35	12	14231N
AH						
A15 Engine	All	All	MI	35	12	14231N
H20 Engine		All	MI	35	12	14231N
AL30						
Mits. K21 Eng.	2006-04	Mits. 50 Amp, 10mm belt	MI	50	12	12566N
Mits. K21 Eng.		Mits. 50 Amp, 13mm belt	MI	50	12	12564N
AL35						
Mits. K21 Eng.	2006-04	Mits. 50 Amp, 10mm belt	MI	50	12	12566N
Mits. K21 Eng.		Mits. 50 Amp, 13mm belt	MI	50	12	12564N
AL50						
Mits. K21 Eng.	2006-04	Mits. 50 Amp, 10mm belt	MI	50	12	12566N
Mits. K21 Eng.		Mits. 50 Amp, 13mm belt	MI	50	12	12564N
APH						
H20 Engine	All	All	MI	35	12	14231N
Z24 Engine		All	MI	35	12	14231N
ASH						
H20 Engine	All	All	MI	35	12	14231N
Z24 Engine		All	MI	35	12	14231N
BF						
TB42 Engine	All	All	MI	35	12	14231N
CEF						
H20 Engine	All	All	MI	35	12	14213N
CEGH						
H20 Engine	All	All	MI	35	12	14231N

ALTERNATORS AND GENERATORS

ENGINE	YEAR	APPLICATION	Mfg	Amp	Volt	PART NUMBER
NISSAN - Lift Truck (Cont'd)						
CEGH (Cont'd)						
Z24 Engine	All	MI	35	12	14231N
CEH						
H20 Engine	All	All	MI	35	12	14231N
Z24 Engine		All	MI	35	12	14231N
CF						
J15 Engine	All	All	MI	35	12	14213N
CHF						
H30 Engine	All	All	MI	35	12	14213N
CL30						
Mits. K21 Eng.	2006-04	Mits. 50 Amp, 10mm belt	MI	50	12	12566N
Mits. K21 Eng.		Mits. 50 Amp, 13mm belt	MI	50	12	12564N
CL35						
Mits. K21 Eng.	2006-04	Mits. 50 Amp, 10mm belt	MI	50	12	12566N
Mits. K21 Eng.		Mits. 50 Amp, 13mm belt	MI	50	12	12564N
CL40						
Mits. K21 Eng.	2006-04	Mits. 50 Amp, 10mm belt	MI	50	12	12566N
Mits. K21 Eng.		Mits. 50 Amp, 13mm belt	MI	50	12	12564N
CL50						
Mits. K21 Eng.	2006-04	Mits. 50 Amp, 10mm belt	MI	50	12	12566N
Mits. K21 Eng.		Mits. 50 Amp, 13mm belt	MI	50	12	12564N
CL55						
Mits. K21 Eng.	2006-04	Mits. 50 Amp, 10mm belt	MI	50	12	12566N
Mits. K21 Eng.		Mits. 50 Amp, 13mm belt	MI	50	12	12564N
CL60						
Mits. K25 Eng.	2006-04	Mits. 50 Amp, 10mm belt	MI	50	12	12566N
Mits. K25 Eng.		Mits. 50 Amp, 13mm belt	MI	50	12	12564N
CL70						
Mits. K25 Eng.	2006-04	Mits. 50 Amp, 10mm belt	MI	50	12	12566N
Mits. K25 Eng.		Mits. 50 Amp, 13mm belt	MI	50	12	12564N
CL80						
Mits. K25 Eng.	2006-04	Mits. 50 Amp, 10mm belt	MI	50	12	12566N
Mits. K25 Eng.		Mits. 50 Amp, 13mm belt	MI	50	12	12564N
CLS40						
Mits. K21 Eng.	2006-04	Mits. 50 Amp, 10mm belt	MI	50	12	12566N
Mits. K21 Eng.		Mits. 50 Amp, 13mm belt	MI	50	12	12564N
CLS60						
Mits. K25 Eng.	2006-04	Mits. 50 Amp, 10mm belt	MI	50	12	12566N
Mits. K25 Eng.		Mits. 50 Amp, 13mm belt	MI	50	12	12564N
CLS65						
Mits. K25 Eng.	2006-04	Mits. 50 Amp, 10mm belt	MI	50	12	12566N
Mits. K25 Eng.		Mits. 50 Amp, 13mm belt	MI	50	12	12564N
CLU40						
Mits. K25 Eng.	2006-04	Mits. 50 Amp, 10mm belt	MI	50	12	12566N
Mits. K25 Eng.		Mits. 50 Amp, 13mm belt	MI	50	12	12564N
CLU50						
Mits. K25 Eng.	2006-04	Mits. 50 Amp, 10mm belt	MI	50	12	12566N

ALTERNATORS

ALTERNATORS AND GENERATORS

ENGINE	YEAR	APPLICATION	Mfg	Amp	Volt	PART NUMBER
NISSAN - Lift Truck (Cont'd)						
CLU50 (Cont'd)						
Mits. K25 Eng.		Mits. 50 Amp, 13mm belt	MI	50	12	12564N
CLU55						
Mits. K25 Eng.	2006-04	Mits. 50 Amp, 10mm belt	MI	50	12	12566N
Mits. K25 Eng.		Mits. 50 Amp, 13mm belt	MI	50	12	12564N
CPF						
H20 Engine	All	All	MI	35	12	14213N
CPH						
A15 Engine	All	All	MI	35	12	14231N
H20 Engine		All	MI	35	12	14231N
Z24 Engine		All	MI	35	12	14231N
CQF						
H20 Engine	All	All	MI	35	12	14213N
CRGH						
H20 Engine	All	All	MI	35	12	14213N
Z24 Engine		All	MI	35	12	14231N
DF						
TB42 Engine	All	All	MI	35	12	14231N
EGH						
H20 Engine	All	All	MI	35	12	14231N
Z24 Engine		All	MI	35	12	14231N
EH						
A15 Engine	All	All	MI	35	12	14231N
H20 Engine		All	MI	35	12	14231N
F01						
J15 Gas Engine	1981-75	Mitsubishi System	MI	35	12	14213N
F02						
H20 Gas Engine	1981-	35 Amp Mitsubishi	MI	35	12	14213N
F03						
TB42 Engine	1989-	35 Amp Mitsubishi	MI	35	12	14231N
TD42 Engine		25A Hitachi	HI	25	24	12324N
FG204						
J15 Engine	1975-	Hitachi System	HI	35	12	14105N
H01						
A15 Gas Engine	1987-	Mitsubishi System	MI	35	12	14231N
H20 Gas & LPG Engine	1986-	35 Amp Mitsubishi	MI	35	12	14231N
H02						
A15 Gas Engine	1992-86	Mitsubishi System	MI	35	12	14231N
H20 Gas & LPG Engine	1986-	35 Amp Mitsubishi	MI	35	12	14231N
SD25 Diesel Engine		40 Amp Hitachi	HI	40	12	12118N
Z24 LPG Engine		35 Amp Mitsubishi	MI	35	12	14231N
KAH						
A15 Engine	All	Mitsubishi System	MI	35	12	14231N
H20 Engine		Mitsubishi System	MI	35	12	12136N
KAP						
H20 Engine	All	Mitsubishi System	MI	35	12	12136N
H25 Engine		Mitsubishi System	MI	35	12	12136N

ALTERNATORS AND GENERATORS

ENGINE	YEAR	APPLICATION	Mfg	Amp	Volt	PART NUMBER
NISSAN - Lift Truck (Cont'd)						
KCEH						
H20 Engine	All	Mitsubishi System	MI	35	12	12136N
H25 Engine		Mitsubishi System	MI	35	12	12136N
KCH02						
H20 Gas Engine	1994-	Mitsubishi System	MI	35	12	12136N
H25 Gas Engine		Mitsubishi System	MI	35	12	12136N
KCPH						
A15 Engine	All	Mitsubishi System	MI	35	12	14231N
H20 Engine		Mitsubishi System	MI	35	12	12136N
KCUGH						
H20 Engine	All	Mitsubishi System	MI	35	12	12136N
H25 Engine		Mitsubishi System	MI	35	12	12136N
KEGH						
H20 Engine	All	Mitsubishi System	MI	35	12	12136N
H25 Engine		Mitsubishi System	MI	35	12	12136N
KEH						
H20 Engine	All	Mitsubishi System	MI	35	12	12136N
H25 Engine		Mitsubishi System	MI	35	12	12136N
KH01						
A15 Gas Engine	1993-	Mitsubishi System	MI	35	12	14231N
H20 Gas Engine		Mitsubishi System	MI	35	12	12136N
KH02						
H20 Gas Engine	1993-	Mitsubishi System	MI	35	12	12136N
H25 Gas Engine		Mitsubishi System	MI	35	12	12136N
SD25 Diesel Engine		40 Amp Hitachi	HI	40	12	12118N
KPH						
A15 Engine	All	Mitsubishi System	MI	35	12	14231N
H20 Engine		Mitsubishi System	MI	35	12	12136N
KUGH						
H20 Engine	All	Mitsubishi System	MI	35	12	12136N
H25 Engine		Mitsubishi System	MI	35	12	12136N
L01						
Mits. K15 Eng.	2006-04	Mits. 50 Amp, 10mm belt	MI	50	12	12566N
Mits. K15 Eng.		Mits. 50 Amp, 13mm belt	MI	50	12	12564N
Mits. K21 Eng.		Mits. 50 Amp, 10mm belt	MI	50	12	12566N
Mits. K21 Eng.		Mits. 50 Amp, 13mm belt	MI	50	12	12564N
L02						
Mits. K21 Eng.	2009-04	Mits. 50 Amp, 10mm belt	MI	50	12	12566N
Mits. K21 Eng.		Mits. 50 Amp, 13mm belt	MI	50	12	12564N
Mits. K25 Eng.		Mits. 50 Amp, 10mm belt	MI	50	12	12566N
Mits. K25 Eng.		Mits. 50 Amp, 13mm belt	MI	50	12	12564N
MF						
TB42 Engine	All	Mitsubishi System	MI	35	12	14231N
NFG101						
D11 Engine	1975-	Hitachi System	HI	35	12	14105N
NFG104						
H20 Engine	1976-	Hitachi System	HI	35	12	14105N

ALTERNATORS

ALTERNATORS AND GENERATORS

ENGINE	YEAR	APPLICATION	Mfg	Amp	Volt	PART NUMBER
NISSAN - Lift Truck (Cont'd)						
NH01						
A15 Engine	1982-	Mitsubishi System	MI	35	12	14213N
H20 Engine		Mitsubishi System	MI	35	12	14213N
Z24 Engine		Mitsubishi System	MI	35	12	14213N
NH02						
A15 Engine	1982-	Mitsubishi System	MI	35	12	14213N
H20 Engine		Mitsubishi System	MI	35	12	14213N
Z24 Engine		Mitsubishi System	MI	35	12	14213N
PF						
H20 Engine	All	All	MI	35	12	14213N
PGF						
H20 Engine	All	All	MI	35	12	14213N
PH01						
A15 Engine	All	Mitsubishi System	MI	35	12	14213N
H20 Engine		Mitsubishi System	MI	35	12	14213N
PH02						
A15 Engine	1982-	Mitsubishi System	MI	35	12	14213N
H20 Engine		Mitsubishi System	MI	35	12	14213N
Z24 Engine		Mitsubishi System	MI	35	12	14213N
PL30						
Mits. K21 Eng.	2006-04	Mits. 50 Amp, 10mm belt	MI	50	12	12566N
Mits. K21 Eng.		Mits. 50 Amp, 13mm belt	MI	50	12	12564N
PL35						
Mits. K21 Eng.	2006-04	Mits. 50 Amp, 10mm belt	MI	50	12	12566N
Mits. K21 Eng.		Mits. 50 Amp, 13mm belt	MI	50	12	12564N
PL50						
Mits. K21 Eng.	2006-04	Mits. 50 Amp, 10mm belt	MI	50	12	12566N
Mits. K21 Eng.		Mits. 50 Amp, 13mm belt	MI	50	12	12564N
PL55						
Mits. K21 Eng.	2006-04	Mits. 50 Amp, 10mm belt	MI	50	12	12566N
Mits. K21 Eng.		Mits. 50 Amp, 13mm belt	MI	50	12	12564N
Mits. K25 Eng.		Mits. 50 Amp, 10mm belt	MI	50	12	12566N
Mits. K25 Eng.		Mits. 50 Amp, 13mm belt	MI	50	12	12564N
PL60						
Mits. K25 Eng.	2006-04	Mits. 50 Amp, 10mm belt	MI	50	12	12566N
Mits. K25 Eng.		Mits. 50 Amp, 13mm belt	MI	50	12	12564N
PL70						
Mits. K25 Eng.	2006-04	Mits. 50 Amp, 10mm belt	MI	50	12	12566N
Mits. K25 Eng.		Mits. 50 Amp, 13mm belt	MI	50	12	12564N
PLU40						
Mits. K25 Eng.	2006-04	Mits. 50 Amp, 10mm belt	MI	50	12	12566N
Mits. K25 Eng.		Mits. 50 Amp, 13mm belt	MI	50	12	12564N
PLU50						
Mits. K25 Eng.	2006-04	Mits. 50 Amp, 10mm belt	MI	50	12	12566N
Mits. K25 Eng.		Mits. 50 Amp, 13mm belt	MI	50	12	12564N
QF01						
J15 Engine	All	Mitsubishi System	MI	35	12	14213N

ALTERNATORS AND GENERATORS

ENGINE	YEAR	APPLICATION	Mfg	Amp	Volt	PART NUMBER
NISSAN - Lift Truck (Cont'd)						
QF02						
SD22 Diesel Engine	1972-	Hitachi System	HI	35	12	14105N
QGF02						
H20 Engine	All	Mitsubishi System	MI	35	12	14213N
RGH02						
A15 Engine	1982-	Mitsubishi System	MI	35	12	14213N
H20 Engine		Mitsubishi System	MI	35	12	14213N
Z24 Engine		Mitsubishi System	MI	35	12	14213N
UF03						
H30 Engine	All	Mitsubishi System	MI	35	12	14213N
SD33T Diesel Engine		15A Hitachi	HI	15	24	12116N
UF05						
TB42 Engine	All	Mitsubishi System	MI	35	12	14231N
UGF03						
H30 Engine	All	Mitsubishi System	MI	35	12	14213N
Various Models						
Z20 Engine	1979-	Mitsubishi System	MI	35	12	14231N
Z24 Engine		Mitsubishi System	MI	35	12	14231N
WF03						
TB42 Engine	All	Mitsubishi System	MI	35	12	14231N
WF05						
TB42 Engine	All	Mitsubishi System	MI	35	12	14231N
WGF03						
TB42 Engine	All	Mitsubishi System	MI	35	12	14231N
YE03						
SD33T Diesel Engine	1981-	15A Hitachi	HI	15	24	12116N
YF03						
H30 Engine	All	Mitsubishi System	MI	35	12	14213N
YGF03						
H30 Engine	All	Mitsubishi System	MI	35	12	14213N
SD33T Diesel Engine	1981-	15A Hitachi	HI	15	24	12116N
OLIVER - Tractor						
1555						
232 Diesel Engine	1975	Opt. Delco Alt.	DR	72	12	7186-3N
232 Diesel Engine		Std. Delco Alt.	DR	72	12	7186-3N
232 Gas Engine		Opt. Delco Alt.	DR	72	12	7186-3N
232 Gas Engine		Std. Delco Alt.	DR	72	12	7186-3N
1655						
283 Diesel Engine	1975	Opt. Delco Alt.	DR	72	12	7186-3N
283 Diesel Engine		Std. Delco Alt.	DR	72	12	7186-3N
283 Gas Engine		Opt. Delco Alt.	DR	72	12	7186-3N
283 Gas Engine		Std. Delco Alt.	DR	72	12	7186-3N
2255						
Cat. 3150	1974-72	Std. Delco Alt.	DR	72	12	7186-3N
2655						
585 Diesel	1974-72	Std. Delco Alt.	DR	72	12	7186-3N

ALTERNATORS

ALTERNATORS AND GENERATORS

ENGINE	YEAR	APPLICATION	Mfg	Amp	Volt	PART NUMBER	
PERKINS - Generator							
Various Models							
1000-6 (5977cc) 6 Cyl.	2006-92	Lucas (10:00 Top Ear, 12V, 45 Amp)	LU	55	12	12046N	
1000-6 (5977cc) 6 Cyl.		Lucas (10:00 Top Ear, 12V, 55 Amp)	LU	55	12	12046N	
1000-6 (5977cc) 6 Cyl.		Lucas (10:00 Top Ear, 12V, 65 Amp)	LU	70	12	12088N	
1000-6 (5977cc) 6 Cyl.		Lucas (10:00 Top Ear, 12V, 65 Amp) 1G pulley	LU	65	12	12072N-1G	
1000-6 (5977cc) 6 Cyl.		Lucas (10:00 Top Ear, 12V, 70 Amp)	LU	72	12	12365N	
1000-6 (5977cc) 6 Cyl.		Lucas (2:00 Top Ear, 12V, 55 Amp)	LU	65	12	12072N-1G	
1004-4 (3980cc) 4 Cyl.		Lucas (10:00 Top Ear, 12V, 45 Amp)	LU	55	12	12046N	
1004-4 (3980cc) 4 Cyl.		Lucas (10:00 Top Ear, 12V, 55 Amp)	LU	55	12	12046N	
1004-4 (3980cc) 4 Cyl.		Lucas (10:00 Top Ear, 12V, 65 Amp)	LU	70	12	12088N	
1004-4 (3980cc) 4 Cyl.		Lucas (10:00 Top Ear, 12V, 65 Amp) 1G pulley	LU	65	12	12072N-1G	
1004-4 (3980cc) 4 Cyl.		Lucas (10:00 Top Ear, 12V, 70 Amp)	LU	72	12	12365N	
1004-4 (3980cc) 4 Cyl.		Lucas (2:00 Top Ear, 12V, 55 Amp)	LU	65	12	12072N-1G	
103-13 (1294cc) 3 Cyl.		All	Lucas (10:00 Top Ear, 12V, 45 Amp)	LU	55	12	12046N
103-13 (1294cc) 3 Cyl.			Lucas (10:00 Top Ear, 12V, 55 Amp)	LU	55	12	12046N
103-13 (1294cc) 3 Cyl.			Lucas (10:00 Top Ear, 12V, 65 Amp)	LU	70	12	12088N
103-15 (1496cc) 3 Cyl.			Lucas (10:00 Top Ear, 12V, 45 Amp)	LU	55	12	12046N
103-15 (1496cc) 3 Cyl.			Lucas (10:00 Top Ear, 12V, 55 Amp)	LU	55	12	12046N
103-15 (1496cc) 3 Cyl.			Lucas (10:00 Top Ear, 12V, 65 Amp)	LU	70	12	12088N
104-19 (1995cc) 4 Cyl.			Lucas (10:00 Top Ear, 12V, 45 Amp)	LU	55	12	12046N
104-19 (1995cc) 4 Cyl.			Lucas (10:00 Top Ear, 12V, 55 Amp)	LU	55	12	12046N
104-19 (1995cc) 4 Cyl.	Lucas (10:00 Top Ear, 12V, 65 Amp)		LU	70	12	12088N	
104-22 (2216cc) 4 Cyl.	Lucas (10:00 Top Ear, 12V, 45 Amp)		LU	55	12	12046N	
104-22 (2216cc) 4 Cyl.	Lucas (10:00 Top Ear, 12V, 55 Amp)		LU	55	12	12046N	
104-22 (2216cc) 4 Cyl.	Lucas (10:00 Top Ear, 12V, 65 Amp)		LU	70	12	12088N	
3.152 (2489cc) 3 Cyl. Engine	1979-		Lucas (10:00 Top Ear, 12V, 45 Amp)	LU	55	12	12046N
3.152 (2489cc) 3 Cyl. Engine			Lucas (10:00 Top Ear, 12V, 55 Amp)	LU	55	12	12046N
3.152 (2489cc) 3 Cyl. Engine		Lucas (10:00 Top Ear, 12V, 65 Amp)	LU	70	12	12088N	
3.152 (2489cc) 3 Cyl. Engine		Lucas (10:00 Top Ear, 12V, 65 Amp) 1G pulley	LU	65	12	12072N-1G	
3.152 (2489cc) 3 Cyl. Engine		Lucas (2:00 Top Ear, 12V, 55 Amp)	LU	65	12	12072N-1G	
4.108 (1759cc) 4 Cyl. Engine		Lucas (10:00 Top Ear, 12V, 45 Amp)	LU	55	12	12046N	
4.108 (1759cc) 4 Cyl. Engine		Lucas (10:00 Top Ear, 12V, 55 Amp)	LU	55	12	12046N	
4.108 (1759cc) 4 Cyl. Engine		Lucas (10:00 Top Ear, 12V, 65 Amp)	LU	70	12	12088N	
4.108 (1759cc) 4 Cyl. Engine		Lucas (10:00 Top Ear, 12V, 65 Amp) 1G pulley	LU	65	12	12072N-1G	
4.108 (1759cc) 4 Cyl. Engine		Lucas (2:00 Top Ear, 12V, 55 Amp)	LU	65	12	12072N-1G	
4.135 (2209cc) 4 Cyl. Engine		Lucas (10:00 Top Ear, 12V, 45 Amp)	LU	55	12	12046N	
4.135 (2209cc) 4 Cyl. Engine		Lucas (10:00 Top Ear, 12V, 55 Amp)	LU	55	12	12046N	
4.135 (2209cc) 4 Cyl. Engine		Lucas (10:00 Top Ear, 12V, 65 Amp)	LU	70	12	12088N	
4.135 (2209cc) 4 Cyl. Engine		Lucas (10:00 Top Ear, 12V, 65 Amp) 1G pulley	LU	65	12	12072N-1G	
4.135 (2209cc) 4 Cyl. Engine		Lucas (2:00 Top Ear, 12V, 55 Amp)	LU	65	12	12072N-1G	
4.236 (3860cc) 4 Cyl. Engine		Lucas (10:00 Top Ear, 12V, 45 Amp)	LU	55	12	12046N	
4.236 (3860cc) 4 Cyl. Engine		Lucas (10:00 Top Ear, 12V, 55 Amp)	LU	55	12	12046N	

ALTERNATORS AND GENERATORS

ENGINE	YEAR	APPLICATION	Mfg	Amp	Volt	PART NUMBER
PERKINS - Generator (Cont'd)						
Various Models (Cont'd)						
4.236 (3860cc) 4 Cyl. Engine		Lucas (10:00 Top Ear, 12V, 65 Amp)	LU	70	12	12088N
4.236 (3860cc) 4 Cyl. Engine		Lucas (10:00 Top Ear, 12V, 65 Amp) 1G pulley	LU	65	12	12072N-1G
4.236 (3860cc) 4 Cyl. Engine		Lucas (2:00 Top Ear, 12V, 55 Amp)	LU	65	12	12072N-1G
404C-22 (2216cc) 4 Cyl. All		Lucas (10:00 Top Ear, 12V, 45 Amp)	LU	55	12	12046N
404C-22 (2216cc) 4 Cyl. Engine		Lucas (10:00 Top Ear, 12V, 55 Amp)	LU	55	12	12046N
404C-22 (2216cc) 4 Cyl. Engine		Lucas (10:00 Top Ear, 12V, 65 Amp)	LU	70	12	12088N
6.354 (5800cc) 6 Cyl. 1979-		Lucas (10:00 Top Ear, 12V, 45 Amp)	LU	55	12	12046N
6.354 (5800cc) 6 Cyl. Engine		Lucas (10:00 Top Ear, 12V, 55 Amp)	LU	55	12	12046N
6.354 (5800cc) 6 Cyl. Engine		Lucas (10:00 Top Ear, 12V, 65 Amp)	LU	70	12	12088N
903-27 (2699cc) 3 Cyl. Engine	All	Lucas (10:00 Top Ear, 12V, 45 Amp)	LU	55	12	12046N
903-27 (2699cc) 3 Cyl. Engine		Lucas (10:00 Top Ear, 12V, 55 Amp)	LU	55	12	12046N
903-27 (2699cc) 3 Cyl. Engine		Lucas (10:00 Top Ear, 12V, 65 Amp)	LU	70	12	12088N
903-27 (2699cc) 3 Cyl. Engine		Lucas (10:00 Top Ear, 12V, 65 Amp) 1G pulley	LU	65	12	12072N-1G
903-27 (2699cc) 3 Cyl. Engine		Lucas (10:00 Top Ear, 12V, 70 Amp)	LU	72	12	12365N
903-27 (2699cc) 3 Cyl. Engine		Lucas (2:00 Top Ear, 12V, 55 Amp)	LU	65	12	12072N-1G
POCLAIN - Excavator						
115CL						
BF6L913 Deutz	1985-76	All	BO	27	24	12031N
115P						
BF6L913 Deutz	1985-75	All	BO	27	24	12031N
160CK						
BF6L913 Deutz	1986-77	All	BO	27	24	12031N
160CL						
BF6L913 Deutz	1986-76	All	BO	27	24	12031N
60CL						
F4L912 Deutz Diesel	1987-76	All	BO	27	24	12031N
60P						
F4L912 Deutz Diesel	1987-76	All	BO	27	24	12031N
75CL						
F5L912 Deutz Diesel	1987-75	All	BO	27	24	12031N
75P						
F5L912 Deutz Diesel	1987-76	All	BO	27	24	12031N
90CK						
F6L912 Deutz Diesel	1987-76	All	BO	27	24	12031N
90CL						
F6L912 Deutz Diesel	1987-75	All	BO	27	24	12031N
90P						
F6L912 Deutz Diesel	1987-76	All	BO	27	24	12031N

ALTERNATORS

ALTERNATORS AND GENERATORS

ALTERNATORS

ENGINE	YEAR	APPLICATION	Mfg	Amp	Volt	PART NUMBER
PRAIRIE - Windrower						
4900 Series						
All	2005-99	DR, 19SI / 105A	DR	105	12	8098N
PREMIER - Windrower						
2940						
All	2005-99	DR, 19SI / 105A	DR	105	12	8098N
2950						
All	2005-99	DR, 19SI / 105A	DR	105	12	8098N
PRINOTH - Misc. Equipment						
Various Models						
All Engines	All	Iskra	BO	55	24	12167N
All Engines	1992-87	All	BO	55	24	12167N
PSI - Maintainer						
M413						
All Engines	2007-01	All	BO	65	12	12161N
M413XT						
All Engines	2007-01	All	BO	65	12	12161N
RAPTOR - Sprayer						
1000 Pro						
All Engines	2008-03	Australian Bosch	BO	65	12	12161N
All Engines		Iskra	BO	95	12	12145N
All Engines		North American Bosch	BO	65	12	12161N
1200 Pro						
All Engines	2008-03	Australian Bosch	BO	65	12	12161N
All Engines		Iskra	BO	95	12	12145N
All Engines		North American Bosch	BO	65	12	12161N
850						
All Engines	All	Iskra	BO	95	12	12145N
All Engines	2008-03	Australian Bosch	BO	65	12	12161N
All Engines		North American Bosch	BO	65	12	12161N
RED D ARC - Welder						
300						
All Engines	1992-87	All	ND	45	12	12196N
D300K						
All Engines	2003-97	All	ND	40	12	12198N
REM - Misc. Equipment						
2100D						
All Engines	2009-04	Grain Vac	ND	60	12	12771N
RENAULT - Agricultural Tractor						
Ares 300						
MIDR 06.20.45 B41 9.8L 1998-		Bosch IR 24 Volt / 80 Amp	BO	80	24	23502N

ALTERNATORS AND GENERATORS

ENGINE	YEAR	APPLICATION	Mfg	Amp	Volt	PART NUMBER
RENAULT - Agricultural Tractor (Cont'd)						
Ares 340						
MIDR 06.20.45 M41 9.8L	1998-	Bosch IR 24 Volt / 80 Amp	BO	80	24	23502N
Ares 380						
MIDR 06.23.56 A/41 11.1L	1998-	Bosch IR 24 Volt / 80 Amp	BO	80	24	23502N
RENAULT - Engine Industrial						
RC105D						
Single Bottom Mount	All	Paris Rhone (1:00 Top, 24 Volt, 55 Amp)	PR	60	24	12110N
RC210DT, DTS						
Single Bottom Mount	All	Paris Rhone (1:00 Top, 24 Volt, 55 Amp)	PR	60	24	12110N
RC215DV, DTS						
Single Bottom Mount	All	Paris Rhone (1:00 Top, 24 Volt, 55 Amp)	PR	60	24	12110N
RC240DTS						
Single Bottom Mount	All	Paris Rhone (1:00 Top, 24 Volt, 55 Amp)	PR	60	24	12110N
RC285DV						
Single Bottom Mount	All	Paris Rhone (1:00 Top, 24 Volt, 55 Amp)	PR	60	24	12110N
RC320D						
Single Bottom Mount	All	Paris Rhone (1:00 Top, 24 Volt, 55 Amp)	PR	60	24	12110N
RC355DV						
Single Bottom Mount	All	Paris Rhone (1:00 Top, 24 Volt, 55 Amp)	PR	60	24	12110N
RC480DV, Turbo						
Single Bottom Mount	All	Paris Rhone (1:00 Top, 24 Volt, 55 Amp)	PR	60	24	12110N
RC600DTV						
Single Bottom Mount	All	Paris Rhone (1:00 Top, 24 Volt, 55 Amp)	PR	60	24	12110N
RC800DTV						
Single Bottom Mount	All	Paris Rhone (1:00 Top, 24 Volt, 55 Amp)	PR	60	24	12110N
RIGMASTER POWER INC. - Misc. Equipment						
T4						
Cat. 2 Cyl. ;CO.5 Dsl.	2010-06	w/ Denso 60A	ND	60	12	12651N
Perkins 2 Cyl., 402-05 Dsl.		w/ Denso 60A	ND	60	12	12651N
SAMSUNG - Excavator						
SE130						
Cummins 3.9 Diesel	1998-92	Delco System	DR	70	24	8003N-LD
Cummins 3.9 Diesel		Delco System , Exc. Europe Apps.	DR	70	24	8003N
SE170						
Cummins 5.9 Diesel	1998-92	Delco System	DR	70	24	8003N-LD
Cummins 5.9 Diesel		Delco System , Exc. Europe Apps.	DR	70	24	8003N
SE210						
Cummins 5.9 Diesel	1998-92	Delco System	DR	70	24	8003N-LD
Cummins 5.9 Diesel		Delco System , Exc. Europe Apps.	DR	70	24	8003N
SE240						
Cummins 8.3 Diesel	1998-92	Delco System	DR	70	24	8003N-LD
Cummins 8.3 Diesel		Delco System , Exc. Europe Apps.	DR	70	24	8003N

ALTERNATORS

ALTERNATORS AND GENERATORS

ENGINE	YEAR	APPLICATION	Mfg	Amp	Volt	PART NUMBER
SAMSUNG - Excavator (Cont'd)						
SE280						
Cummins 8.3 Diesel	1998-92	Delco System	DR	70	24	8003N-LD
Cummins 8.3 Diesel		Delco System , Exc. Europe Apps.	DR	70	24	8003N
SE350						
Cummins L-10	1993-92	Delco System	DR	70	24	8003N-LD
Cummins L-10		Delco System , Exc. Europe Apps.	DR	70	24	8003N
Cummins M11	1998-94	Delco System	DR	70	24	8003N-LD
Cummins M11		Delco System , Exc. Europe Apps.	DR	70	24	8003N
SE450						
Cummins M11	1998-92	Delco System	DR	70	24	8003N-LD
Cummins M11		Delco System , Exc. Europe Apps.	DR	70	24	8003N
SE50-3						
Yanmar 4TNE94 Diesel	1998-92	Hitachi System	HI	40	12	12112N
SCAT TRAK - Skid Steer Loader						
1300C						
104-22 Perkins Diesel	1993-87	All	ND	45	12	12196N
SHIBAURA - Tractor						
SD2200						
All Engines	1986-81	All	HI	35	12	14105N
SD2600						
All Engines	1986-81	All	HI	35	12	14105N
SD3000						
All Engines	1986-81	All	HI	35	12	14105N
SD4000						
All Engines	1986-81	All	HI	35	12	14105N
SOLE DIESEL - Engine Industrial						
Mini-11						
All Engines	All	Mitsubishi System	MI	40	12	12231N
Mini-17						
0.6L 2 Cyl. Mitsubishi Diesel	All	Mitsubishi System	MI	40	12	12231N
Mini-26						
1.0L 3 Cyl. Mitsubishi Diesel	All	Mitsubishi System	MI	40	12	12231N
Mini-29						
1.0L 3 Cyl. Mitsubishi Diesel	All	Mitsubishi System	MI	40	12	12231N
Mini-48						
2.0L 4 Cyl. Mitsubishi Diesel	All	Mitsubishi System	MI	40	12	12231N
SPRAY MONSTER - Sprayer						
Spray Monster						
All	2000-94	Motorola 8LHA, 130A, Std. Regulator	LN	160	12	8329N

ALTERNATORS AND GENERATORS

ENGINE	YEAR	APPLICATION	Mfg	Amp	Volt	PART NUMBER
STEIGER - Tractor						
Bearcat 225						
Caterpillar 3306	1986-82	33SI Delco, 135 Amp	DR	135	12	8083N
Cheetah 275						
Caterpillar 3306	1986-82	33SI Delco, 135 Amp	DR	135	12	8083N
Cougar 250						
Caterpillar 3306	1986-82	33SI Delco, 135 Amp	DR	135	12	8083N
Panther 310						
Cummins N-855	1986-82	33SI Delco, 135 Amp	DR	135	12	8083N
Panther 325						
Caterpillar 3406	1986-82	33SI Delco, 135 Amp	DR	135	12	8083N
Puma 9110						
Cummins 6CTA8.3	1992-86	Delco System	DR	105	12	7853N
Wildcat 9130						
Cummins 6CTA8.3	1992-86	Delco System	DR	105	12	7853N
STEINER - Lawn & Garden Tractor						
230						
Kubota 28HP Diesel	All	Denso System	ND	45	12	12202N
STEWART & STEVENSON - Engine Industrial						
Various Models						
All Engines	1975-	1st Production, 1 Hole Mount, Tach. Hookup	MO	72	12	7489N
SULLAIR - Compressor						
COM_185						
All Engines	All	Iskra	BO	95	12	12145N
COM_750						
All Engines	1991-85	All	DR	45	24	7297N
SULLAIR - Generator Set						
250						
All Engines	All	Iskra	BO	95	12	12145N
All Engines	2003-97	Australian Bosch	BO	65	12	12161N
All Engines		North American Bosch	BO	65	12	12161N
SUMITOMO YALE - Lift Truck						
DB						
FE Engine	1992-	Mitsubishi System	MI	40	12	12138N
HA Engine		Mitsubishi System	MI	40	12	12138N
GE						
VA Engine	1979-76	Mitsubishi System	MI	35	12	14194
Various Models						
UA Engine	1979-74	Mitsubishi System	MI	35	12	14194
VA Engine	1979-76	Mitsubishi System	MI	35	12	14194

ALTERNATORS

ALTERNATORS AND GENERATORS

ENGINE	YEAR	APPLICATION	Mfg	Amp	Volt	PART NUMBER
SWEEPMASTER - Sweeper						
Various Models						
All Engines	1991-85	All	BO	65	12	12161N
TAKEUCHI - Excavator						
TB025						
All Engines	2003-97	All	HI	40	12	12112N
TAKEUCHI - Loader						
TL126						
All Engines	1992-86	All	HI	35	12	12115N
TCM EQUIPMENT - Lift Truck						
FCG10N2						
J15PU240 Engine	1985-	Hitachi System	HI	35	12	14105N
J15PU240 Engine		Mitsubishi System	MI	35	12	14213N
FCG10N6						
J15PU240 Engine	1985-	Hitachi System	HI	35	12	14105N
J15PU240 Engine		Mitsubishi System	MI	35	12	14213N
FCG10N7						
A15 Engine	1985-	Mitsubishi System	MI	35	12	14231N
FCG15-4						
Mits. K21 Eng.	2009-07	Mits. 50 Amp, 10mm belt	MI	50	12	12566N
Mits. K21 Eng.		Mits. 50 Amp, 13mm belt	MI	50	12	12564N
FCG15N6						
J15PU240 Engine	1985-	Hitachi System	HI	35	12	14105N
J15PU240 Engine		Mitsubishi System	MI	35	12	14231N
FCG15T-3						
Mits. K21 Eng.	2007-04	Mits. 50 Amp, 10mm belt	MI	50	12	12566N
Mits. K21 Eng.		Mits. 50 Amp, 13mm belt	MI	50	12	12564N
FCG18N6						
J15PU240 Engine	1985-	Hitachi System	HI	35	12	14105N
FCG18N7						
A15 Engine	1985-	Mitsubishi System	MI	35	12	14231N
FCG18T-3						
Mits. K21 Eng.	2009-04	Mits. 50 Amp, 10mm belt	MI	50	12	12566N
Mits. K21 Eng.		Mits. 50 Amp, 13mm belt	MI	50	12	12564N
FCG20-4						
Mits. K21 Eng.	2009-07	Mits. 50 Amp, 10mm belt	MI	50	12	12566N
Mits. K21 Eng.		Mits. 50 Amp, 13mm belt	MI	50	12	12564N
FCG20-4H						
Mits. K25 Eng.	2009-07	Mits. 50 Amp, 10mm belt	MI	50	12	12566N
Mits. K25 Eng.		Mits. 50 Amp, 13mm belt	MI	50	12	12564N
FCG20N						
H20 Engine	1979-	External Regulator	MI	35	12	14213N
H20 Engine		Internal Regulator	MI	35	12	14231N
FCG20T-3						
Mits. K21 Eng.	2007-04	Mits. 50 Amp, 10mm belt	MI	50	12	12566N

ALTERNATORS AND GENERATORS

ENGINE	YEAR	APPLICATION	Mfg	Amp	Volt	PART NUMBER
TCM EQUIPMENT - Lift Truck (Cont'd)						
FCG20T-3 (Cont'd)						
Mits. K21 Eng.		Mits. 50 Amp, 13mm belt	MI	50	12	12564N
FCG23N						
H20 Engine	1979-	External Regulator	MI	35	12	14213N
H20 Engine		Internal Regulator	MI	35	12	14231N
FCG25-4						
Mits. K21 Eng.	2009-07	Mits. 50 Amp, 10mm belt	MI	50	12	12566N
Mits. K21 Eng.		Mits. 50 Amp, 13mm belt	MI	50	12	12564N
FCG25-4H						
Mits. K25 Eng.	2009-07	Mits. 50 Amp, 10mm belt	MI	50	12	12566N
Mits. K25 Eng.		Mits. 50 Amp, 13mm belt	MI	50	12	12564N
FCG25H-3						
Mits. K25 Eng.	2007-04	Mits. 50 Amp, 10mm belt	MI	50	12	12566N
Mits. K25 Eng.		Mits. 50 Amp, 13mm belt	MI	50	12	12564N
FCG25N						
H20 Engine	1979-	External Regulator	HI	35	12	14105N
H20 Engine		Internal Regulator	MI	35	12	14231N
FCG25T-3						
Mits. K21 Eng.	2007-04	Mits. 50 Amp, 10mm belt	MI	50	12	12566N
Mits. K21 Eng.		Mits. 50 Amp, 13mm belt	MI	50	12	12564N
FCG28N						
H20 Engine	1979-	External Regulator	HI	35	12	14105N
H20 Engine		Internal Regulator	MI	35	12	14231N
FCG28T						
Mits. K25 Eng.	2009-01	Mits. 50 Amp, 10mm belt	MI	50	12	12566N
Mits. K25 Eng.		Mits. 50 Amp, 13mm belt	MI	50	12	12564N
FCG30N						
H30 Engine	1982-	Mitsubishi System	MI	35	12	14213N
FCG35N						
H30 Engine	1982-	Mitsubishi System	MI	35	12	14213N
FCG36N						
H30 Engine	1983-	Mitsubishi System	MI	35	12	14213N
FCG36T-8						
Mits. K25 Eng.	2009-04	Mits. 50 Amp, 10mm belt	MI	50	12	12566N
Mits. K25 Eng.		Mits. 50 Amp, 13mm belt	MI	50	12	12564N
FD10Z						
4FE1 Engine	1984-	Hitachi System	HI	35	12	12115N
FD14Z						
4FE1 Engine	1984-	Hitachi System	HI	35	12	12115N
FD15Z						
4FE1 Engine	1984-	Hitachi System	HI	35	12	12115N
FD18Z						
4FE1 Engine	1984-	Hitachi System	HI	35	12	12115N
FD20Z						
4FE1 Engine	1984-	Hitachi System	HI	35	12	12115N
Isuzu C240 Diesel	1983-	Hitachi System	HI	20	24	12114N

ALTERNATORS

ALTERNATORS AND GENERATORS

ENGINE	YEAR	APPLICATION	Mfg	Amp	Volt	PART NUMBER
TCM EQUIPMENT - Lift Truck (Cont'd)						
FD23Z						
4FE1 Engine	1984-	Hitachi System	HI	35	12	12115N
Isuzu C240 Diesel	1983-	Hitachi System	HI	20	24	12114N
FD25Z						
4FE1 Engine	1984-	Hitachi System	HI	35	12	12115N
Isuzu C240 Diesel	1983-	Hitachi System	HI	20	24	12114N
FD28Z						
Isuzu C240 Diesel	1983-	Hitachi System	HI	20	24	12114N
FD30Z						
Isuzu C240 Diesel	1983-	Hitachi System	HI	20	24	12114N
FD35Z						
6BB1 Engine	1985-	Nikko System	NK	25	24	12267N
FD38Z						
6BB1 Engine	1985-	Nikko System	NK	25	24	12267N
FD40Z						
6BB1 Engine	1985-	Nikko System	NK	25	24	12267N
FD45Z						
6BB1 Engine	1985-	Nikko System	NK	25	24	12267N
FD50Z						
6BB1 Engine	1985-	Nikko System	NK	25	24	12267N
FD60Z						
6BB1 Engine	1985-	Nikko System	NK	25	24	12267N
FD70Z						
6BB1 Engine	1985-	Nikko System	NK	25	24	12267N
FD9Z						
4FE1 Engine	1984-	Hitachi System	HI	35	12	12115N
FG10N						
A15 Engine	1985-	Mitsubishi System	MI	35	12	14231N
FG14N						
A15 Engine	1985-	Mitsubishi System	MI	35	12	14231N
J15PU Engine		Hitachi System	HI	35	12	14105N
FG15C-13						
Mits. K15 Eng.	2009-04	Mits. 50 Amp, 10mm belt	MI	50	12	12566N
Mits. K15 Eng.		Mits. 50 Amp, 13mm belt	MI	50	12	12564N
FG15N						
A15 Engine	1985-	Mitsubishi System	MI	35	12	14231N
J15PU Engine		Hitachi System	HI	35	12	14105N
FG15T-13						
Mits. K15 Eng.	2009-04	Mits. 50 Amp, 10mm belt	MI	50	12	12566N
Mits. K15 Eng.		Mits. 50 Amp, 13mm belt	MI	50	12	12564N
FG18C-13						
Mits. K15 Eng.	2009-04	Mits. 50 Amp, 10mm belt	MI	50	12	12566N
Mits. K15 Eng.		Mits. 50 Amp, 13mm belt	MI	50	12	12564N
FG18N						
A15 Engine	1985-	Mitsubishi System	MI	35	12	14231N

ALTERNATORS

ALTERNATORS AND GENERATORS

ENGINE	YEAR	APPLICATION	Mfg	Amp	Volt	PART NUMBER
TCM EQUIPMENT - Lift Truck (Cont'd)						
FG18T-13						
Mits. K15 Eng.	2009-04	Mits. 50 Amp, 10mm belt	MI	50	12	12566N
Mits. K15 Eng.		Mits. 50 Amp, 13mm belt	MI	50	12	12564N
FG20N						
A15 Engine	1985-	Mitsubishi System	MI	35	12	14231N
H20 Engine	1992-	Std. Mitsubishi Alt.	MI	35	12	12136N
H20 Engine	1979-	External Regulator	MI	35	12	14213N
H20 Engine		Internal Regulator	MI	35	12	14231N
J15PU Engine	1985-	Hitachi System	HI	35	12	14105N
FG23N						
A15 Engine	1985-	Mitsubishi System	MI	35	12	14231N
H20 Engine	1992-	Std. Mitsubishi Alt.	MI	35	12	12136N
H20 Engine	1979-	External Regulator	HI	35	12	14105N
H20 Engine		Internal Regulator	MI	35	12	14231N
FG25N						
A15 Engine	1985-	Mitsubishi System	MI	35	12	14231N
H15 Engine	1992-	Mitsubishi System	MI	35	12	12136N
H20 Engine		Std. Mitsubishi Alt.	MI	35	12	12136N
H20 Engine	1980-	Std. Mitsubishi Alt.	MI	35	12	14231N
J15PU Engine	1985-	Hitachi System	HI	35	12	14105N
FG28N						
H20 Engine	1992-	Std. Mitsubishi Alt.	MI	35	12	12136N
H20 Engine	1979-	External Regulator	HI	35	12	14105N
H20 Engine		Internal Regulator	MI	35	12	14231N
FG30N						
H20 Engine	1992-	Std. Mitsubishi Alt.	MI	35	12	12136N
H20 Engine	1979-	External Regulator	HI	35	12	14105N
H20 Engine		Internal Regulator	MI	35	12	14231N
FG35N7						
TB42 Engine	1992-	Mitsubishi System	MI	35	12	14231N
FG40N7						
TB42 Engine	1992-	Mitsubishi System	MI	35	12	14231N
FG9						
A15 Engine	1985-	Mitsubishi System	MI	35	12	14231N
FG9N						
A15 Engine	1985-	Mitsubishi System	MI	35	12	14231N
FHG15N						
H20 Engine	1980-	35 Amp Mitsubishi Alt.	MI	35	12	14231N
FHG15T-3						
Mits. K21 Eng.	2009-07	Mits. 50 Amp, 10mm belt	MI	50	12	12566N
Mits. K21 Eng.		Mits. 50 Amp, 13mm belt	MI	50	12	12564N
FHG15T-9						
Mits. K21 Eng.	2007-04	Mits. 50 Amp, 10mm belt	MI	50	12	12566N
Mits. K21 Eng.		Mits. 50 Amp, 13mm belt	MI	50	12	12564N
FHG18N						
H20 Engine	1980-	35 Amp Mitsubishi Alt.	MI	35	12	14231N
FHG18T-3						
Mits. K21 Eng.	2009-07	Mits. 50 Amp, 10mm belt	MI	50	12	12566N
Mits. K21 Eng.		Mits. 50 Amp, 13mm belt	MI	50	12	12564N

ALTERNATORS

ALTERNATORS AND GENERATORS

ENGINE	YEAR	APPLICATION	Mfg	Amp	Volt	PART NUMBER
TCM EQUIPMENT - Lift Truck (Cont'd)						
FHG18T-9						
Mits. K21 Eng.	2007-04	Mits. 50 Amp, 10mm belt	MI	50	12	12566N
Mits. K21 Eng.		Mits. 50 Amp, 13mm belt	MI	50	12	12564N
FHG20N						
H25 Engine	1987-	Std. Mitsubishi Alt.	MI	35	12	12136N
Z24 Engine	1989-	Mitsubishi System	MI	35	12	14231N
FHG20T-3						
Mits. K25 Eng.	2009-07	Mits. 50 Amp, 10mm belt	MI	50	12	12566N
Mits. K25 Eng.		Mits. 50 Amp, 13mm belt	MI	50	12	12564N
FHG25N						
H25 Engine	1987-	Std. Mitsubishi Alt.	MI	35	12	12136N
Z24 Engine	1989-	35 Amp Mitsubishi Alt.	MI	35	12	14231N
FHG25T-3						
Mits. K25 Eng.	2009-07	Mits. 50 Amp, 10mm belt	MI	50	12	12566N
Mits. K25 Eng.		Mits. 50 Amp, 13mm belt	MI	50	12	12564N
FHG30N						
H25 Engine	1987-	Std. Mitsubishi Alt.	MI	35	12	12136N
H30 Engine	1983-	Mitsubishi System	MI	35	12	14213N
Z24 Engine	1989-	35 Amp Mitsubishi Alt.	MI	35	12	14231N
FHG30T-3						
Mits. K25 Eng.	2009-07	Mits. 50 Amp, 10mm belt	MI	50	12	12566N
Mits. K25 Eng.		Mits. 50 Amp, 13mm belt	MI	50	12	12564N
FHG35N						
H30 Engine	1983-	Mitsubishi System	MI	35	12	14213N
FHG36N						
H30 Engine	1983-	Mitsubishi System	MI	35	12	14213N
FVG20N						
H20 Engine	1979-	Hitachi System	HI	35	12	14105N
H20 Engine		Mitsubishi System	MI	35	12	14213N
FVG23N						
H20 Engine	1979-	Hitachi System	HI	35	12	14105N
H20 Engine		Mitsubishi System	MI	35	12	14213N
FVG25N						
H20 Engine	1979-	Hitachi System	HI	35	12	14105N
H20 Engine		Mitsubishi System	MI	35	12	14213N
FVG28N						
H20 Engine	1979-	Hitachi System	HI	35	12	14105N
H20 Engine		Mitsubishi System	MI	35	12	14213N
FVG30N						
H20 Engine	1979-	Hitachi System	HI	35	12	14105N
H20 Engine		Mitsubishi System	MI	35	12	14213N
TCM EQUIPMENT - Misc. Equipment						
SD10Z						
Isuzu C240 Diesel	1983-	Hitachi System	HI	20	24	12114N
SD12Z						
Isuzu C240 Diesel	1983-	Hitachi System	HI	20	24	12114N

ALTERNATORS AND GENERATORS

ENGINE	YEAR	APPLICATION	Mfg	Amp	Volt	PART NUMBER
TCM EQUIPMENT - Misc. Equipment (Cont'd)						
SG10N						
H20 Engine	1980-	35 Amp Mitsubishi Alt.	MI	35	12	14231N
SG12N						
H20 Engine	1980-	35 Amp Mitsubishi Alt.	MI	35	12	14231N
TELEDYNE - CONTINENTAL - Engine Industrial						
2.7L Diesel						
4 Cyl. Engine	1986-81	3-Prong Plug	DR	72	12	7186-3N
F-163						
F-163 Engine	1986-	2-Prong Plug, Standard	DR	72	12	7186-3N
F-163 Engine	1985-83	Sealed (Opt.)	DR	22	12	7164N
F-163 Engine	1985-81	3-Prong Plug, Optional	DR	72	12	7186-3N
F-227						
F-227 Engine	1986-	2-Prong Plug, Standard	DR	72	12	7186-3N
F-227 Engine	1985-83	Sealed (Opt.)	DR	22	12	7164N
F-227 Engine	1985-81	3-Prong Plug, Optional	DR	72	12	7186-3N
F-245						
F-245 Engine	1986-	2-Prong Plug, Standard	DR	72	12	7186-3N
F-245 Engine	1985-83	Sealed (Opt.)	DR	22	12	7164N
F-245 Engine	1985-81	3-Prong Plug, Optional	DR	72	12	7186-3N
TC-56						
TC-56 Engine	1986-	2-Prong Plug, Standard	DR	72	12	7186-3N
TC-56 Engine	1985-83	2-Prong Plug, Optional	DR	22	12	7164N
TC-56 Engine		3-Prong Plug, Optional	DR	72	12	7186-3N
TCM						
TCM Engine	1986-	2-Prong Plug, Standard	DR	72	12	7186-3N
TM-13						
TM-13 Engine	1986-	2-Prong Plug, Standard	DR	72	12	7186-3N
TM-20						
TM-20 Engine	1986-	2-Prong Plug, Standard	DR	72	12	7186-3N
TM-27						
TM-27 Engine	1986-	2-Prong Plug, Standard	DR	72	12	7186-3N
TMD-13						
TMD-13 Engine	1986-	2-Prong Plug, Standard	DR	72	12	7186-3N
TMD-20						
TMD-20 Engine	1986-	2-Prong Plug, Standard	DR	72	12	7186-3N
TMD-27						
TMD-27 Engine	1986-	2-Prong Plug, Standard	DR	72	12	7186-3N
TMDT-27						
TMDT-27 Engine	1986-	2-Prong Plug, Standard	DR	72	12	7186-3N
Y-112						
Y-112 Engine	1986-	2-Prong Plug, Standard	DR	72	12	7186-3N
Y-112 Engine	1985-83	Sealed (Opt.)	DR	22	12	7164N
Y-112 Engine	1985-81	3-Prong Plug, Optional	DR	72	12	7186-3N

ALTERNATORS

ALTERNATORS AND GENERATORS

ENGINE	YEAR	APPLICATION	Mfg	Amp	Volt	PART NUMBER
TEREX - Crawlers						
82-20						
DDAD 6-71	1975-72	Delco System	DR	50	24	7254N
DDAD 6-71T	1979-76	Delco System	DR	50	24	7254N
82-30						
DDAD 6-71	1971	Delco System	DR	50	24	7254N
82-30B						
DDAD 8V-71T	1979-76	Delco System	DR	50	24	7254N
82-30FA						
DDAD 6-71	1970-68	Delco System	DR	50	24	7254N
82-30FAM						
DDAD 6-71	1970-68	Delco System	DR	50	24	7254N
82-30FAT						
DDAD 6-71	1970-68	Delco System	DR	50	24	7254N
82-30G						
DDAD 6-71	1972-71	Delco System	DR	50	24	7254N
82-30GA						
DDAD 8V-71T	1975-73	Delco System	DR	50	24	7254N
82-40						
DDAD 8V-71	1975-71	Delco System	DR	50	24	7254N
82-40CA						
DDAD 8V-71	1970-68	Delco System	DR	50	24	7254N
82-40EA						
DDAD 12V-71	1975-71	Delco System	DR	50	24	7254N
82-40FAT						
DDAD 8V-71	1970-68	Delco System	DR	50	24	7254N
82-50						
DDAD 12V-71 / T	1979-73	Delco System	DR	50	24	7254N
82-80						
DDAD 6V-71	1975-72	Delco System	DR	50	24	7254N
82-80DA						
DDAD 6-71	1970-68	Delco System	DR	50	24	7254N
TEREX - Hauler						
33-05						
DDAD 8V-71 / T	1979-72	Delco System	DR	50	24	7254N
33-07						
DDAD 12V-71 / T	1979-72	Delco System	DR	50	24	7254N
33-09						
DDAD 16V-71T	1979-76	Delco System	DR	50	24	7254N
33-11						
DDAD 16V-71 / T	1979-72	Delco System	DR	50	24	7254N
33-15						
DDAD 16V-149	1979-72	Delco System	DR	50	24	7254N

ALTERNATORS AND GENERATORS

ENGINE	YEAR	APPLICATION	Mfg	Amp	Volt	PART NUMBER
TEREX - Hauler (Cont'd)						
33-19						
EMD 16-545-E4	1979-76	Delco System	DR	50	24	7254N
TEREX - Loader						
72-21						
DDAD 3-71N	1975-71	Delco System	DR	50	24	7254N
72-31						
DDAD 4-71	1975-71	Delco System	DR	50	24	7254N
72-31B						
DDAD 4-71	1979-76	Delco System	DR	50	24	7254N
72-41						
DDAD 4-71	1975-71	Delco System	DR	50	24	7254N
72-51						
DDAD 6-71	1978-71	Delco System	DR	50	24	7254N
72-51BA						
DDAD 6-71T	1978-76	Delco System	DR	50	24	7254N
72-61						
DDAD 8V-71T	1978-76	Delco System	DR	50	24	7254N
72-61AA						
DDAD 8V-71T	1978-76	Delco System	DR	50	24	7254N
72-71						
DDAD 8V-71	1975-71	Delco System	DR	50	24	7254N
72-71B						
DDAD 8V-92T	1978-76	Delco System	DR	50	24	7254N
72-81						
DDAD 12V-71	1975-71	Delco System	DR	50	24	7254N
DDAD 12V-71T	1978-76	Delco System	DR	50	24	7254N
74-51 Composter						
DDAD 6-71	1975-71	Delco System	DR	50	24	7254N
TEREX - Scraper						
S-23E						
DDAD 8V-71 / T	1978-72	Delco System	DR	50	24	7254N
S-24						
DDAD 12V-71 / T	1978-71	All	DR	50	24	7254N
S-24A						
DDAD 12V-71T	1978-71	Delco System	DR	50	24	7254N
S-24B						
DDAD 12V-71T	1978-76	Delco System	DR	50	24	7254N
S-32						
DDAD 12V-71T	1975-71	Delco System	DR	50	24	7254N
S-35E						
DDAD 12V-71T	1978-71	Delco System	DR	50	24	7254N
TS-14						
DDAD 4-71N	1978-76	Opt. 24 Volt Alternator	DR	65	24	7197N

ALTERNATORS

ALTERNATORS AND GENERATORS

ENGINE	YEAR	APPLICATION	Mfg	Amp	Volt	PART NUMBER
TEREX - Scraper (Cont'd)						
TS-14B						
DDAD 4-71N	1978-76	Opt. 24 Volt Alternator	DR	65	24	7197N
TS-18						
DDAD 6V-71N	1978-71	Delco System	DR	50	24	7254N
DDAD 8V-71N		Delco System	DR	50	24	7254N
TS-24						
DDAD 12V-71N / T	1975-71	Std. 24 Volt Alternator	DR	50	24	7254N
DDAD 6-71		Std. 24 Volt Alternator	DR	50	24	7254N
TS-24A						
DDAD 12V-71N / T	1978-76	Delco System	DR	50	24	7254N
DDAD 6V-71 / N / T		Delco System	DR	50	24	7254N
TS-32						
DDAD 12V-71T	1978-71	Delco System	DR	50	24	7254N
DDAD 8V-71T		Delco System	DR	50	24	7254N
THERMO KING - Misc. Equipment						
RD-I 30						
TK 353 Diesel	1973-	Std. Alternator	MO	37	12	7444N
RD-I 30TC						
TK 353 Diesel	1973-	Std. Alternator	MO	37	12	7444N
RD-I 50						
TK 353 Diesel	1973-	Std. Alternator	MO	37	12	7444N
RD-I 50TC						
TK 353 Diesel	1973-	Std. Alternator	MO	37	12	7444N
Super II 30 / MAX						
Thermo King 2.2L Dsl.	2003-91	Bosch, 37A	BO	37	12	12223N
UMD						
All Engines	1991	Denso System	ND	40	12	12189N
URD25						
All Engines	1986-	Std. Alternator	MO	72	12	7489N
THERMO KING - Trailer Unit						
LND 30						
Yanmar 353 (TK 3.53) Diesel	1983-	Motorola 37 Amp (E/R, Isolation Diode)	MO	37	12	7444N
SB-190						
Isuzu 2.2L (TK DI2.2, -SE) Dsl	1999-	Bosch, 37 Amp	BO	37	12	12223N
SB-200						
Yanmar 486 (TK 4.86) Diesel	1999-	Bosch, 37 Amp	BO	37	12	12223N
SB-200 30						
Yanmar TK486 Dsl.	2007-99	Bosch, 37A	BO	37	12	12223N
SB-200 50						
Yanmar TK486 Dsl.	2007-99	Bosch, 37A	BO	37	12	12223N

ALTERNATORS

ALTERNATORS AND GENERATORS

ENGINE	YEAR	APPLICATION	Mfg	Amp	Volt	PART NUMBER
THERMO KING - Trailer Unit (Cont'd)						
SB-210						
Yanmar 486 (TK 4.86) Diesel	1999-	Bosch, 37 Amp	BO	37	12	12223N
SB-300						
Yanmar 486 (TK 4.86) Diesel	1999-	Bosch, 37 Amp	BO	37	12	12223N
SB-300 30						
Yanmar TK486 Dsl.	2007-99	Bosch, 37A	BO	37	12	12223N
SB-310						
Yanmar 486 (TK 4.86) Diesel	1999-	Bosch, 37 Amp	BO	37	12	12223N
SB-II						
Isuzu 2.0L (TK C201) Diesel	1991-	Bosch, 37 Amp	BO	37	12	12223N
Isuzu 2.0L (TK C201) Diesel	1980-	Motorola 37 Amp (E/R, Isolation Diode)	MO	37	12	7444N
Isuzu 2.2L (TK DI2.2, -SE) Diesel		Motorola 37 Amp (E/R, Isolation Diode)	MO	37	12	7444N
Isuzu 2.2L (TK DI2.2, -SE) Dsl	1991-	Bosch, 37 Amp	BO	37	12	12223N
SB-II MAX						
Isuzu 2.2L (TK DI2.2, -SE) Dsl	1991-	Bosch, 37 Amp	BO	37	12	12223N
SB-II SR						
Isuzu 2.2L (TK DI2.2, -SE) Dsl	1991-	Bosch, 37 Amp	BO	37	12	12223N
Yanmar 486 (TK 4.86) Diesel	1998-	Bosch, 37 Amp	BO	37	12	12223N
Yanmar TK486 Dsl.	2007-99	Bosch, 37A	BO	37	12	12223N
SB-III						
Isuzu C201 2.0L Dsl.	2003-90	Bosch, 37A	BO	37	12	12223N
Thermo King 2.2L Dsl.	2003-91	Bosch, 37A	BO	37	12	12223N
SB-III 30						
Thermo King 2.2L Dsl.	2003-91	Bosch, 37A	BO	37	12	12223N
SB-III 30 MAX TC						
Isuzu C201 2.0L Dsl.	2003-91	Bosch, 37A	BO	37	12	12223N
Thermo King 2.2L Dsl.		Bosch, 37A	BO	37	12	12223N
SB-III 30 SR +						
Thermo King 2.2L Dsl.	2005-93	Bosch, 37A	BO	37	12	12223N
SB-III 30 TC						
Thermo King 2.2L Dsl.	2003-91	Bosch, 37A	BO	37	12	12223N
SB-III 50						
Thermo King 2.2L Dsl.	2003-91	Bosch, 37A	BO	37	12	12223N
SB-III 50 MAX TC						
Isuzu C201 2.0L Dsl.	2003-91	Bosch, 37A	BO	37	12	12223N
Thermo King 2.2L Dsl.		Bosch, 37A	BO	37	12	12223N
SB-III MAX						
All Engines	1990-	Std. Bosch Alternator	BO	65	12	12161N

ALTERNATORS

ALTERNATORS AND GENERATORS

ENGINE	YEAR	APPLICATION	Mfg	Amp	Volt	PART NUMBER
THERMO KING - Trailer Unit (Cont'd)						
SB-III MAX (Cont'd)						
Isuzu 2.0L (TK C201) Diesel	1991-	Bosch, 37 Amp	BO	37	12	12223N
Thermo King 2.2L Dsl.	2003-91	Bosch, 37A	BO	37	12	12223N
SB-III SR						
Isuzu 2.2L (TK DI2.2, -SE) Dsl	1993-	Bosch, 37 Amp	BO	37	12	12223N
Thermo King 2.2L Dsl.	2005-93	Bosch, 37A	BO	37	12	12223N
Yanmar 486 (TK 4.86) Diesel	1999-	Bosch, 37 Amp	BO	37	12	12223N
Yanmar TK 486 Diesel	2007-98	Bosch 65 Amp	BO	90	12	12614N
Yanmar TK 486 Diesel		Bosch 90 Amp	BO	90	12	12614N
SB-III SR MP IV+						
Thermo King 2.2L Dsl.	2005-93	Bosch, 37A	BO	37	12	12223N
SB-III SR TG VI						
Thermo King 2.2L Dsl.	2005-93	Bosch, 37A	BO	37	12	12223N
SB-III SR+						
Thermo King 2.2L Dsl.	2005-93	Bosch, 37A	BO	37	12	12223N
SB-III SR+ Whisper Edition						
Yanmar TK486 Dsl.	2007-99	Bosch, 37A	BO	37	12	12223N
SDZ						
Kubota Z400 Diesel	1991-	Bosch, 37 Amp	BO	37	12	12223N
Sentry						
Isuzu 2.0L (TK C201) Diesel	1985-	Motorola 37 Amp (E/R, Isolation Diode)	MO	37	12	7444N
Isuzu 2.2L (TK DI2.2, -SE) Diesel		Motorola 37 Amp (E/R, Isolation Diode)	MO	37	12	7444N
Isuzu 2.2L (TK DI2.2, -SE) Dsl	1991-	Bosch, 37 Amp	BO	37	12	12223N
SL100						
Yanmar 482 / 486 (TK 4.82 / 4.86)	1996-	Bosch, 37 Amp	BO	37	12	12223N
SL100e						
Yanmar 486 (TK 4.86) Diesel	2002-	Bosch, 37 Amp	BO	37	12	12223N
SL200						
Yanmar 482 / 486 (TK 4.82 / 4.86)	1996-	Bosch, 37 Amp	BO	37	12	12223N
SL200e						
Yanmar 486 (TK 4.86) Diesel	2002-	Bosch, 37 Amp	BO	37	12	12223N
SL300						
Yanmar 482 / 486 (TK 4.82 / 4.86)	1996-	Bosch, 37 Amp	BO	37	12	12223N
SL400						
Yanmar 482 / 486 (TK 4.82 / 4.86)	1996-	Bosch, 37 Amp	BO	37	12	12223N

ALTERNATORS AND GENERATORS

ENGINE	YEAR	APPLICATION	Mfg	Amp	Volt	PART NUMBER
THERMO KING - Trailer Unit (Cont'd)						
SL400 SR2						
Yanmar 486 (TK 4.86) Diesel	2002-	Bosch, 37 Amp	BO	37	12	12223N
SL400e						
Yanmar 486 (TK 4.86) Diesel	2002-	Bosch, 37 Amp	BO	37	12	12223N
SMX II						
All	1991-	Bosch, 37 Amp	BO	37	12	12223N
SMX SR						
All	1991-	Bosch, 37 Amp	BO	37	12	12223N
Super II						
All	1993-	w/Std. Bosch Alternator	BO	37	12	12223N
All Engines		Std. Bosch Alternator	BO	65	12	12161N
Isuzu 2.2L (TK DI2.2, -SE) Dsl	1991-	Bosch, 37 Amp	BO	37	12	12223N
Yanmar TK 486 Diesel	2007-98	Bosch 65 Amp	BO	90	12	12614N
Yanmar TK 486 Diesel		Bosch 90 Amp	BO	90	12	12614N
Super II 30 TCI Multi-Temp						
Thermo King 2.2L Dsl.	2005-93	Bosch, 37A	BO	37	12	12223N
Super II 30TCI-3 Multi-Temp						
Thermo King 2.2L Dsl.	2005-93	Bosch, 37A	BO	37	12	12223N
Super II 50 MAX						
Thermo King 2.2L Dsl.	2003-91	Bosch, 37A	BO	37	12	12223N
Super II SR						
Isuzu 2.2L (TK DI2.2, -SE) Dsl	1991-	Bosch, 37 Amp	BO	37	12	12223N
Thermo King 2.2L Dsl.	2006-94	Bosch, 37A	BO	37	12	12223N
Super II TC						
Isuzu 2.2L (TK DI2.2, -SE) Dsl	1991-	Bosch, 37 Amp	BO	37	12	12223N
Thermo King 2.2L Dsl.	2005-93	Multi-Temp, Bosch, 37A	BO	37	12	12223N
Yanmar 486 (TK 4.86) Diesel	1999-	Bosch, 37 Amp	BO	37	12	12223N
Super NWD						
Isuzu 2.0L (TK C201) Diesel	1984-	Motorola 37 Amp (E/R, Isolation Diode)	MO	37	12	7444N
Isuzu 2.2L (TK DI2.2, -SE) Diesel		Motorola 37 Amp (E/R, Isolation Diode)	MO	37	12	7444N
TD-I						
Isuzu 2.2L (TK DI2.2, -SE) Diesel	1980-	Motorola 37 Amp (E/R, Isolation Diode)	MO	37	12	7444N
TD-II						
Isuzu 2.2L (TK DI2.2, -SE) Diesel	1980-	Motorola 37 Amp (E/R, Isolation Diode)	MO	37	12	7444N
URD						
Yanmar 353 (TK 3.53) Diesel	1996-	Motorola 72 Amp Alternator	MO	72	12	7489N

ALTERNATORS

ALTERNATORS AND GENERATORS

ENGINE	YEAR	APPLICATION	Mfg	Amp	Volt	PART NUMBER
THERMO KING - Truck Unit						
Bus A/C Units						
With 12V Electrical Systems	0000	Motorola 12V, 140A	LN	160	12	8329N
KD-I						
Yanmar 235 (TK 2.35) Diesel	1978-	Motorola 37 Amp (E/R, Isolation Diode)	MO	37	12	7444N
MD-I						
Yanmar 235 (TK 2.35) Diesel	1983-	Motorola 37 Amp (E/R, Isolation Diode)	MO	37	12	7444N
MD-II TCI						
Yanmar 366 (TK 3.66) Diesel	1989-	Motorola 65 Amp (12:00 Reg. Position)	MO	65	12	8428N
NWD Series						
Isuzu 2.0L (TK C201) Diesel	1974-	Motorola 37 Amp (E/R, Isolation Diode)	MO	37	12	7444N
RD-I						
Yanmar 235 (TK 2.35) Diesel	1980-	Motorola 37 Amp (E/R, Isolation Diode)	MO	37	12	7444N
THOMAS EQUIPMENT - Skid Steer						
175						
Kubota V2203T Diesel	All	Denso System	ND	40	12	12199N
T133S						
Kubota V1903B Diesel	1998-95	Denso System	ND	45	12	12200N
T153						
Kubota V2203E Diesel	2002-00	Denso System	ND	40	12	12199N
T153S						
Kubota V2203E Diesel	2002-00	Denso System	ND	40	12	12199N
T173						
Kubota V2203B Diesel	1999-89	Denso System	ND	45	12	12200N
T183						
Kubota V2203B Diesel	1994-89	Denso System	ND	45	12	12200N
T203						
Kubota V2203B Diesel	1994-89	Denso System	ND	45	12	12200N
T84						
Kubota D722B Diesel	1998-89	Denso System	ND	40	12	12199N
TIGERCAT - Feller Buncher						
720D						
All Engines	2006-01	All	BO	135	12	12162N
All Engines		All	BO	135	12	12162N
724D						
All Engines	2006-01	All	BO	135	12	12162N
All Engines		All	BO	135	12	12162N
853						
All Engines	2002-96	All	BO	135	12	12162N
All Engines		All	BO	135	12	12162N

ALTERNATORS

ALTERNATORS AND GENERATORS

ENGINE	YEAR	APPLICATION	Mfg	Amp	Volt	PART NUMBER
TIGERCAT - Feller Buncher (Cont'd)						
853E						
All	2002-96	All	BO	135	12	12162N
All Engines		All	BO	135	12	12162N
TIMBERJACK - Feller Buncher						
2618						
Cummins 8.3L Diesel	1995-	Delco 21SI, 24 Volt/70 Amp , Exc. Europe Apps.	DR	70	24	8003N
Cummins 8.3L Diesel		Delco 21SI, 24 Volt/70 Amp, Europe Apps.	DR	70	24	8003N-LD
2628						
Cummins 8.3L Diesel	1995-	Delco 21SI, 24 Volt/70 Amp , Exc. Europe Apps.	DR	70	24	8003N
Cummins 8.3L Diesel		Delco 21SI, 24 Volt/70 Amp, Europe Apps.	DR	70	24	8003N-LD
608						
Cummins 5.9L Diesel	1995-	Delco 21SI, 24 Volt/70 Amp , Exc. Europe Apps.	DR	70	24	8003N
Cummins 5.9L Diesel		Delco 21SI, 24 Volt/70 Amp, Europe Apps.	DR	70	24	8003N-LD
618						
Cummins 8.3L Diesel	1995-	Delco 21SI, 24 Volt/70 Amp , Exc. Europe Apps.	DR	70	24	8003N
Cummins 8.3L Diesel		Delco 21SI, 24 Volt/70 Amp, Europe Apps.	DR	70	24	8003N-LD
628						
Cummins 8.3L Diesel	1995-	Delco 21SI, 24 Volt/70 Amp , Exc. Europe Apps.	DR	70	24	8003N
Cummins 8.3L Diesel		Delco 21SI, 24 Volt/70 Amp, Europe Apps.	DR	70	24	8003N-LD
850						
Cummins 6CTA, 8.3L Diesel	2007-98	Delco 22SI , 24 Volt / 70 Amp	DR	70	24	8367N
950						
Cummins 6CTA, 8.3L Diesel	2007-98	Delco 22SI , 24 Volt / 70 Amp	DR	70	24	8367N
TIMBERJACK - Misc. Equipment						
608 Harvester						
All Engines	1995-	Delco 21SI, 24 Volt/70 Amp , Exc. Europe Apps.	DR	70	24	8003N
All Engines		Delco 21SI, 24 Volt/70 Amp, Europe Apps.	DR	70	24	8003N-LD
610 Forwarder						
All Engines	1995-	Delco System	DR	105	12	7853N
TIMBERJACK - Skidder						
350						
All Engines	1988-81	Delco System	DR	105	12	7853N
380C						
Cummins 5.9L Diesel	1996-	Delco System	DR	105	12	7853N
450C						
Cummins 5.9L Diesel	1996-	Delco System	DR	105	12	7853N
480C						
Cummins 5.9L Diesel	1996-	Delco System	DR	105	12	7853N
TIMRICK - Misc. Equipment						
2750						
All Engines	2004-98	Slasher, Forestry Equipment	BO	120	12	12373N

ALTERNATORS

ALTERNATORS AND GENERATORS

ENGINE	YEAR	APPLICATION	Mfg	Amp	Volt	PART NUMBER
TORO - Commercial Mower						
Groundsmaster 3280-D						
Kubota 28HP Diesel	2009-05	Denso System	ND	40	12	12199N
Groundsmaster 3500-D						
Kubota 35HP Diesel	2009-00	Denso System	ND	40	12	12199N
Groundsmaster 7200						
Kubota 28HP Diesel	2009-07	Denso System	ND	40	12	12199N
Groundsmaster 7210						
Kubota 35HP Diesel	2009-07	Denso System	ND	40	12	12199N
Parkmaster						
Chevrolet 250 Gas	1978-76	Delco System	DR	72	12	7186-3N
Perkins 188 Diesel		Delco System	DR	72	12	7186-3N
Reelmaster 3100-D						
Kubota 21.5HP Diesel	2009-99	Denso System	ND	40	12	12199N
Reelmaster 5200-D						
Kubota 28HP Diesel	2006-98	Denso System	ND	40	12	12199N
Reelmaster 5210						
Kubota 28HP Diesel	2009-06	Denso System	ND	40	12	12199N
Reelmaster 5610						
Kubota 44.2HP Diesel	2009-06	Denso System	ND	40	12	12199N
Reelmaster 6500-D						
Kubota 46HP Diesel	2009-97	Denso System	ND	40	12	12199N
TORO - Misc. Equipment						
Matador						
Chevrolet 153 Gas	1977-76	Delco System	DR	72	12	7186-3N
TORO - Mower - Fairway						
Groundsmaster 220D						
Mitsubishi Diesel	1991-88	Mitsubishi System	MI	40	12	12231N
Groundsmaster 223D						
Mitsubishi Diesel	1997-92	Mitsubishi System	MI	40	12	12231N
Groundsmaster 224						
Mitsubishi Diesel	1996-89	Mitsubishi System	MI	40	12	12231N
Groundsmaster 228D						
Kubota 28HP Diesel	2004-01	Denso System	ND	40	12	12199N
Groundsmaster 328D						
Kubota 28HP Diesel	2009-01	Denso System	ND	40	12	12199N
Reelmaster 223-D						
L3E Mitsubishi Diesel	1992-90	Mitsubishi System	MI	40	12	12231N
Reelmaster 4500-D						
All Engines	1983-	Mitsubishi System	MI	35	12	14687N
Reelmaster 450-D						
All Engines	1994-86	Mitsubishi System	MI	35	12	14687N
Reelmaster 5100-D						
All Engines	1998-92	Mitsubishi System	MI	40	12	12231N

ALTERNATORS AND GENERATORS

ENGINE	YEAR	APPLICATION	Mfg	Amp	Volt	PART NUMBER
TORO - Mower - Fairway (Cont'd)						
Reelmaster 5400-D						
Kubota 35.5HP Diesel	2006-98	Denso System	ND	40	12	12199N
Reelmaster 5410						
Kubota 35.5HP Diesel	2009-06	Denso System	ND	40	12	12199N
Reelmaster 5500-D						
Kubota 35.5HP Diesel	2006-00	Denso System	ND	40	12	12199N
Reelmaster 5510						
Kubota 35.5HP Diesel	2009-06	Denso System	ND	40	12	12199N
Reelmaster 6700-D						
Kubota 46HP Diesel	2009-00	Denso System	ND	40	12	12199N
TORO - Mower - Greens						
Greensmaster 3200						
Daihatsu Engine	1999-95	Denso System	ND	40	12	12530N
TORO - Mower - Zero Turn						
Z580-D Z Master						
Kubota 23HP Diesel	2009-08	Denso System	ND	40	12	12199N
Kubota 25HP Diesel		Denso System	ND	40	12	12199N
Z593-D Z Master						
Kubota 23HP Diesel	2007-06	Denso System	ND	40	12	12199N
Z595-D Z Master						
Kubota 25HP Diesel	2007	Denso System	ND	40	12	12199N
TORO - Utility Vehicle						
Workman 3300-D						
All Engines	1998-93	Mitsubishi System	MI	40	12	12231N
Workman 4300-D						
All Engines	1998-94	Mitsubishi System	MI	40	12	12231N
TOWMOTOR - Lift Truck						
Model 540S						
Continental F-227	1980-71	Delco System	DR	72	12	7186-3N
Model 600S						
Continental F-227	1980-71	Delco System	DR	72	12	7186-3N
Model 670S						
Continental F-227	1980-71	Delco System	DR	72	12	7186-3N
TOYOTA - Lift Truck						
2FD-10						
4P Engine	All	Std. Denso Alt.	ND	30	12	14129N
2FD-7						
V1502 Engine	1981-	Std. Denso Alt.	ND	30	12	14129N
2FD-9						
V1502 Engine	1981-	Std. Denso Alt.	ND	30	12	14129N

ALTERNATORS

ALTERNATORS AND GENERATORS

ENGINE	YEAR	APPLICATION	Mfg	Amp	Volt	PART NUMBER
TOYOTA - Lift Truck (Cont'd)						
2FG-20						
5P Engine	1980-69	Std. Denso Alt.	ND	45	12	14130N
2FG-25						
5P Engine	1980-69	Std. Denso Alt.	ND	45	12	14130N
2FG-30						
5P Engine	1980-76	Std. Denso Alt.	ND	45	12	14130N
2FG-35						
F Engine	1980-69	Std. Denso Alt.	ND	45	12	14130N
2FG-40						
2F Engine	1980-69	Std. Denso Alt.	ND	45	12	14130N
2FG-7						
3P Engine	1992-81	Std. Denso Alt.	ND	30	12	14129N
5K Engine	1992-	Std. Denso Alt.	ND	35	12	12187N
2FG-9						
3P Engine	1992-81	Std. Denso Alt.	ND	30	12	14129N
5K Engine	1992-	Std. Denso Alt.	ND	35	12	12187N
2FGL-7						
3P Engine	1992-81	Std. Denso Alt.	ND	30	12	14129N
5K Engine	1992-	Std. Denso Alt.	ND	35	12	12187N
2FGL-9						
3P Engine	1992-81	Std. Denso Alt.	ND	30	12	14129N
5K Engine	1992-	Std. Denso Alt.	ND	35	12	12187N
3FD-10						
V1502 Engine	1988-80	Std. Denso Alt.	ND	30	12	14129N
3FD-14						
V1502 Engine	1988-80	Std. Denso Alt.	ND	30	12	14129N
3FD-15						
V1502 Engine	1988-80	Std. Denso Alt.	ND	30	12	14129N
3FD-18						
V1502 Engine	1988-80	Std. Denso Alt.	ND	30	12	14129N
3FDL-10						
V1502 Engine	1986-80	Std. Denso Alt.	ND	30	12	14129N
3FDL-14						
V1502 Engine	1986-80	Std. Denso Alt.	ND	30	12	14129N
3FDL-15						
V1502 Engine	1986-80	Std. Denso Alt.	ND	30	12	14129N
3FDL-18						
V1502 Engine	1986-82	Std. Denso Alt.	ND	30	12	14129N
3FDL-20						
V1502 Engine	1986-82	Std. Denso Alt.	ND	30	12	14129N
3FDL-25						
V1502 Engine	1986-82	Std. Denso Alt.	ND	30	12	14129N
3FG-20						
4P Engine	1982-78	Std. Denso Alt.	ND	30	12	14129N
5P Engine	1979-78	Std. Denso Alt.	ND	45	12	14130N

ALTERNATORS

ALTERNATORS AND GENERATORS

ENGINE	YEAR	APPLICATION	Mfg	Amp	Volt	PART NUMBER
TOYOTA - Lift Truck (Cont'd)						
3FG-20 (Cont'd)						
5R Engine	1982-78	Std. Denso Alt.	ND	30	12	14129N
3FG-23						
4P Engine	1982-79	Std. Denso Alt.	ND	30	12	14129N
3FG-25						
4P Engine	1982-79	Std. Denso Alt.	ND	30	12	14129N
5P Engine	1979-78	Std. Denso Alt.	ND	45	12	14130N
5R Engine	1982-78	Std. Denso Alt.	ND	30	12	14129N
3FG-50						
2F Engine	1979-77	Std. Denso Alt.	ND	45	12	14130N
3FG-60						
2F Engine	1979-77	Std. Denso Alt.	ND	45	12	14130N
3FGC-10						
5R Engine	1988-80	Std. Denso Alt.	ND	30	12	14129N
3FGC-13						
5R Engine	1988-80	Std. Denso Alt.	ND	30	12	14129N
3FGC-15						
5R Engine	1988-80	Std. Denso Alt.	ND	30	12	14129N
3FGC-30						
5P Engine	1979-78	Std. Denso Alt.	ND	45	12	14130N
3FGL-20						
4P Engine	1982-78	Std. Denso Alt.	ND	30	12	14129N
3FGL-23						
4P Engine	1982-78	Std. Denso Alt.	ND	30	12	14129N
3FGL-25						
4P Engine	1982-78	Std. Denso Alt.	ND	30	12	14129N
4FDL-20						
V1502 Engine	1986-82	Std. Denso Alt.	ND	30	12	14129N
4FDL-23						
V1502 Engine	1986-82	Std. Denso Alt.	ND	30	12	14129N
4FDL-25						
V1502 Engine	1986-82	Std. Denso Alt.	ND	30	12	14129N
4FG-10						
4P Engine	1986-78	Std. Denso Alt.	ND	30	12	14129N
5P Engine	1979-78	Std. Denso Alt.	ND	45	12	14130N
5R Engine	1986-78	Std. Denso Alt.	ND	30	12	14129N
4FG-14						
4P Engine	1986-78	Std. Denso Alt.	ND	30	12	14129N
5P Engine	1979-78	Std. Denso Alt.	ND	45	12	14130N
5R Engine	1986-78	Std. Denso Alt.	ND	30	12	14129N
4FG-15						
4P Engine	1986-78	Std. Denso Alt.	ND	30	12	14129N
5P Engine	1979-78	Std. Denso Alt.	ND	45	12	14130N
5R Engine	1986-78	Std. Denso Alt.	ND	30	12	14129N
4FG-18						
4P Engine	1986-82	Std. Denso Alt.	ND	30	12	14129N

ALTERNATORS

ALTERNATORS AND GENERATORS

ENGINE	YEAR	APPLICATION	Mfg	Amp	Volt	PART NUMBER
TOYOTA - Lift Truck (Cont'd)						
4FG-18 (Cont'd)						
5P Engine	1979-78	Std. Denso Alt.	ND	45	12	14130N
5R Engine	1986-78	Std. Denso Alt.	ND	30	12	14129N
4FG-20						
4P Engine	1986-82	Std. Denso Alt.	ND	30	12	14129N
5P Engine	1979-78	Std. Denso Alt.	ND	45	12	14130N
5R Engine	1986-82	Std. Denso Alt.	ND	30	12	14129N
4FG-23						
4P Engine	1986-78	Std. Denso Alt.	ND	30	12	14129N
5P Engine	1979-78	Std. Denso Alt.	ND	45	12	14130N
5R Engine	1982-78	Std. Denso Alt.	ND	30	12	14129N
4FG-25						
4P Engine	1986-78	Std. Denso Alt.	ND	30	12	14129N
5P Engine	1979-78	Std. Denso Alt.	ND	45	12	14130N
5R Engine	1986-78	Std. Denso Alt.	ND	30	12	14129N
4FGC-20						
4P Engine	1988-80	Std. Denso Alt.	ND	30	12	14129N
5R Engine		Std. Denso Alt.	ND	30	12	14129N
4FGC-25						
4P Engine	1988-80	Std. Denso Alt.	ND	30	12	14129N
5R Engine		Std. Denso Alt.	ND	30	12	14129N
4FGL-10						
4P Engine	1986-78	Std. Denso Alt.	ND	30	12	14129N
4FGL-14						
4P Engine	1986-78	Std. Denso Alt.	ND	30	12	14129N
4FGL-15						
4P Engine	1986-78	Std. Denso Alt.	ND	30	12	14129N
4FGL-18						
4P Engine	1986-82	Std. Denso Alt.	ND	30	12	14129N
4FGL-20						
4P Engine	1986-82	Std. Denso Alt.	ND	30	12	14129N
4FGL-23						
4P Engine	1986-82	Std. Denso Alt.	ND	30	12	14129N
4SG-10						
4Y Engine	1994-	Opt. Denso Alt.	ND	50	12	12185N
4Y Engine		Std. Denso Alt.	ND	35	12	12187N
4SG-12						
4Y Engine	1994-	Opt. Denso Alt.	ND	50	12	12185N
4Y Engine		Std. Denso Alt.	ND	35	12	12187N
4SG-15						
4Y Engine	1994-	Opt. Denso Alt.	ND	50	12	12185N
4Y Engine		Std. Denso Alt.	ND	35	12	12187N
5FD-10						
1DZ Engine	1994-89	Std. Denso Alt.	ND	55	12	12184N
2J Engine	1989-86	Std. Denso Alt.	ND	40	12	12182N
V1502 Engine		Std. Denso Alt.	ND	35	12	12180N
V1512 Engine	1994-89	Std. Denso Alt.	ND	35	12	12187N

ALTERNATORS AND GENERATORS

ENGINE	YEAR	APPLICATION	Mfg	Amp	Volt	PART NUMBER
TOYOTA - Lift Truck (Cont'd)						
5FD-14						
1DZ Engine	1994-89	Std. Denso Alt.	ND	55	12	12184N
2J Engine	1989-86	Std. Denso Alt.	ND	40	12	12182N
V1502 Engine		Std. Denso Alt.	ND	35	12	12180N
V1512 Engine	1994-89	Std. Denso Alt.	ND	35	12	12187N
5FD-15						
1DZ Engine	1994-89	Std. Denso Alt.	ND	55	12	12184N
2J Engine	1989-86	Std. Denso Alt.	ND	40	12	12182N
V1502 Engine		Std. Denso Alt.	ND	35	12	12180N
V1512 Engine	1994-89	Std. Denso Alt.	ND	35	12	12187N
5FD-18						
1DZ Engine	1994-89	Std. Denso Alt.	ND	55	12	12184N
2J Engine	1989-86	Std. Denso Alt.	ND	40	12	12182N
V1502 Engine		Std. Denso Alt.	ND	35	12	12180N
V1512 Engine	1994-89	Std. Denso Alt.	ND	35	12	12187N
5FD-20						
1DZ Engine	1994-89	Std. Denso Alt.	ND	55	12	12184N
1Z Engine		12 Volt Std. Denso	ND	55	12	12184N
1Z Engine	1988-86	12 Volt Std. Denso	ND	40	12	12182N
1Z Engine		24 Volt Opt. Denso	ND	20	24	12210N
1Z Engine		24 Volt Std. Denso	ND	20	24	12210N
2J Engine	1989-86	Std. Denso Alt.	ND	40	12	12182N
V1502 Engine		Std. Denso Alt.	ND	35	12	12180N
V1512 Engine	1994-89	Std. Denso Alt.	ND	35	12	12187N
5FD-23						
1DZ Engine	1994-89	Std. Denso Alt.	ND	55	12	12184N
1Z Engine		12 Volt Std. Denso	ND	55	12	12184N
1Z Engine	1988-86	12 Volt Std. Denso	ND	40	12	12182N
1Z Engine		24 Volt Opt. Denso	ND	20	24	12210N
1Z Engine		24 Volt Std. Denso	ND	20	24	12210N
2J Engine	1989-86	Std. Denso Alt.	ND	40	12	12182N
V1502 Engine		Std. Denso Alt.	ND	35	12	12180N
V1512 Engine	1994-89	Std. Denso Alt.	ND	35	12	12187N
5FD-25						
1DZ Engine	1994-89	Std. Denso Alt.	ND	55	12	12184N
1Z Engine		12 Volt Std. Denso	ND	55	12	12184N
1Z Engine	1988-86	12 Volt Std. Denso	ND	40	12	12182N
1Z Engine		24 Volt Opt. Denso	ND	20	24	12210N
1Z Engine		24 Volt Std. Denso	ND	20	24	12210N
2J Engine	1989-86	Std. Denso Alt.	ND	40	12	12182N
V1502 Engine		Std. Denso Alt.	ND	35	12	12180N
V1512 Engine	1994-89	Std. Denso Alt.	ND	35	12	12187N
5FD-28						
1Z Engine	1994-89	12 Volt Std. Denso	ND	55	12	12184N
1Z Engine	1988-86	12 Volt Std. Denso	ND	40	12	12182N
1Z Engine		24 Volt Opt. Denso	ND	20	24	12210N
1Z Engine		24 Volt Std. Denso	ND	20	24	12210N
5FD-30						
1Z Engine	1994-89	12 Volt Std. Denso	ND	55	12	12184N
1Z Engine	1988-86	12 Volt Std. Denso	ND	40	12	12182N
1Z Engine		24 Volt Opt. Denso	ND	20	24	12210N
1Z Engine		24 Volt Std. Denso	ND	20	24	12210N

ALTERNATORS

ALTERNATORS AND GENERATORS

ENGINE	YEAR	APPLICATION	Mfg	Amp	Volt	PART NUMBER
TOYOTA - Lift Truck (Cont'd)						
5FD-33						
11Z Engine	1994-89	12 Volt Opt. Denso	ND	50	12	12185N
11Z Engine		12 Volt Std. Denso	ND	55	12	12184N
11Z Engine	1988	24 Volt Std. Denso	ND	20	24	12210N
5FD-35						
11Z Engine	1994-89	12 Volt Opt. Denso	ND	50	12	12185N
11Z Engine		12 Volt Std. Denso	ND	55	12	12184N
11Z Engine	1988	24 Volt Std. Denso	ND	20	24	12210N
5FD-38						
11Z Engine	1994-89	12 Volt Opt. Denso	ND	50	12	12185N
11Z Engine		12 Volt Std. Denso	ND	55	12	12184N
11Z Engine	1988	24 Volt Opt. Denso	ND	20	24	12210N
11Z Engine		24 Volt Std. Denso	ND	20	24	12210N
5FD-40						
11Z Engine	1994-89	12 Volt Opt. Denso	ND	50	12	12185N
11Z Engine		12 Volt Std. Denso	ND	55	12	12184N
11Z Engine	1988	24 Volt Opt. Denso	ND	20	24	12210N
11Z Engine		24 Volt Std. Denso	ND	20	24	12210N
5FD-45						
11Z Engine	1994-89	12 Volt Opt. Denso	ND	50	12	12185N
11Z Engine		12 Volt Std. Denso	ND	55	12	12184N
11Z Engine	1988	24 Volt Opt. Denso	ND	20	24	12210N
11Z Engine		24 Volt Std. Denso	ND	20	24	12210N
5FDE-35						
11Z Engine	1994-89	12 Volt Opt. Denso	ND	50	12	12185N
11Z Engine		12 Volt Std. Denso	ND	55	12	12184N
5FDL-10						
V1502 Engine	1989-86	Std. Denso Alt.	ND	35	12	12180N
V1512 Engine	1994-89	Std. Denso Alt.	ND	35	12	12187N
5FDL-14						
V1502 Engine	1989-86	Std. Denso Alt.	ND	35	12	12180N
V1512 Engine	1994-89	Std. Denso Alt.	ND	35	12	12187N
5FDL-15						
V1502 Engine	1989-86	Std. Denso Alt.	ND	35	12	12180N
V1512 Engine	1994-89	Std. Denso Alt.	ND	35	12	12187N
5FDL-18						
V1502 Engine	1989-86	Std. Denso Alt.	ND	35	12	12180N
V1512 Engine	1994-89	Std. Denso Alt.	ND	35	12	12187N
5FDL-20						
V1502 Engine	1989-86	Std. Denso Alt.	ND	35	12	12180N
V1512 Engine	1994-89	Std. Denso Alt.	ND	35	12	12187N
5FDL-23						
V1502 Engine	1989-86	Std. Denso Alt.	ND	35	12	12180N
V1512 Engine	1994-89	Std. Denso Alt.	ND	35	12	12187N
5FDL-25						
V1502 Engine	1989-86	Std. Denso Alt.	ND	35	12	12180N
V1512 Engine	1994-89	Std. Denso Alt.	ND	35	12	12187N
5FG-10						
4P Engine	1994-89	Std. Denso Alt.	ND	35	12	12187N
4P Engine	1988-86	Std. Denso Alt.	ND	35	12	12180N

ALTERNATORS AND GENERATORS

ENGINE	YEAR	APPLICATION	Mfg	Amp	Volt	PART NUMBER
TOYOTA - Lift Truck (Cont'd)						
5FG-10 (Cont'd)						
4Y Engine	1994-89	Opt. Denso Alt.	ND	50	12	12185N
4Y Engine		Std. Denso Alt.	ND	35	12	12187N
4Y Engine	1988-86	Std. Denso Alt.	ND	35	12	12180N
5K Engine	1994-89	Opt. Denso Alt.	ND	50	12	12185N
5K Engine		Std. Denso Alt.	ND	35	12	12187N
5FG-14						
4P Engine	1994-89	Std. Denso Alt.	ND	35	12	12187N
4P Engine	1988-86	Std. Denso Alt.	ND	35	12	12180N
4Y Engine	1994-89	Opt. Denso Alt.	ND	50	12	12185N
4Y Engine		Std. Denso Alt.	ND	35	12	12187N
4Y Engine	1988-86	Std. Denso Alt.	ND	35	12	12180N
5K Engine	1994-89	Opt. Denso Alt.	ND	50	12	12185N
5K Engine		Std. Denso Alt.	ND	35	12	12187N
5FG-15						
4P Engine	1994-89	Std. Denso Alt.	ND	35	12	12187N
4P Engine	1988-86	Std. Denso Alt.	ND	35	12	12180N
4Y Engine	1994-89	Opt. Denso Alt.	ND	50	12	12185N
4Y Engine		Std. Denso Alt.	ND	35	12	12187N
4Y Engine	1988-86	Std. Denso Alt.	ND	35	12	12180N
5K Engine	1994-89	Opt. Denso Alt.	ND	50	12	12185N
5K Engine		Std. Denso Alt.	ND	35	12	12187N
5FG-18						
4P Engine	1994-89	Std. Denso Alt.	ND	35	12	12187N
4P Engine	1988-86	Std. Denso Alt.	ND	35	12	12180N
4Y Engine	1994-89	Opt. Denso Alt.	ND	50	12	12185N
4Y Engine		Std. Denso Alt.	ND	35	12	12187N
4Y Engine	1988-86	Std. Denso Alt.	ND	35	12	12180N
5K Engine	1994-89	Opt. Denso Alt.	ND	50	12	12185N
5K Engine		Std. Denso Alt.	ND	35	12	12187N
5FG-20						
4P Engine	1994-89	Opt. Denso Alt.	ND	50	12	12185N
4P Engine		Std. Denso Alt.	ND	35	12	12187N
4P Engine	1988-86	Std. Denso Alt.	ND	35	12	12180N
4Y Engine	1994-89	Opt. Denso Alt.	ND	50	12	12185N
4Y Engine		Std. Denso Alt.	ND	35	12	12187N
4Y Engine	1988-86	Std. Denso Alt.	ND	35	12	12180N
5K Engine	1994-89	Opt. Denso Alt.	ND	50	12	12185N
5K Engine		Std. Denso Alt.	ND	35	12	12187N
5FG-23						
4P Engine	1994-89	Opt. Denso Alt.	ND	50	12	12185N
4P Engine		Std. Denso Alt.	ND	35	12	12187N
4P Engine	1988-86	Std. Denso Alt.	ND	35	12	12180N
4Y Engine	1994-89	Opt. Denso Alt.	ND	50	12	12185N
4Y Engine		Std. Denso Alt.	ND	35	12	12187N
4Y Engine	1988-86	Std. Denso Alt.	ND	35	12	12180N
5K Engine	1994-89	Opt. Denso Alt.	ND	50	12	12185N
5K Engine		Std. Denso Alt.	ND	35	12	12187N
5FG-25						
4P Engine	1994-89	Opt. Denso Alt.	ND	50	12	12185N
4P Engine		Std. Denso Alt.	ND	35	12	12187N
4P Engine	1988-86	Std. Denso Alt.	ND	35	12	12180N
4Y Engine	1994-89	Opt. Denso Alt.	ND	50	12	12185N
4Y Engine		Std. Denso Alt.	ND	35	12	12187N
4Y Engine	1988-86	Std. Denso Alt.	ND	35	12	12180N

ALTERNATORS

ALTERNATORS AND GENERATORS

ENGINE	YEAR	APPLICATION	Mfg	Amp	Volt	PART NUMBER
TOYOTA - Lift Truck (Cont'd)						
5FG-25 (Cont'd)						
5K Engine	1994-89	Opt. Denso Alt.	ND	50	12	12185N
5K Engine		Std. Denso Alt.	ND	35	12	12187N
5FG-28						
4Y Engine	1994-89	Opt. Denso Alt.	ND	50	12	12185N
4Y Engine		Std. Denso Alt.	ND	35	12	12187N
4Y Engine	1988-86	Std. Denso Alt.	ND	35	12	12180N
5FG-30						
4Y Engine	1994-89	Opt. Denso Alt.	ND	50	12	12185N
4Y Engine		Std. Denso Alt.	ND	35	12	12187N
4Y Engine	1988-86	Std. Denso Alt.	ND	35	12	12180N
5FG-33						
3F Engine	1994-89	Std. Denso Alt.	ND	55	12	12184N
3F Engine	1988	Std. Denso Alt.	ND	40	12	12182N
5FG-35						
3F Engine	1994-89	Std. Denso Alt.	ND	55	12	12184N
3F Engine	1988	Std. Denso Alt.	ND	40	12	12182N
5FG-38						
3F Engine	1994-89	Std. Denso Alt.	ND	55	12	12184N
3F Engine	1988	Std. Denso Alt.	ND	40	12	12182N
5FG-40						
3F Engine	1994-89	Std. Denso Alt.	ND	55	12	12184N
3F Engine	1988	Std. Denso Alt.	ND	40	12	12182N
5FG-45						
3F Engine	1994-89	Std. Denso Alt.	ND	55	12	12184N
3F Engine	1988	Std. Denso Alt.	ND	40	12	12182N
5FG-50						
3F Engine	1994-90	Std. Denso Alt.	ND	55	12	12184N
5FG-60						
3F Engine	1994-90	Std. Denso Alt.	ND	55	12	12184N
5FGE-35						
3F Engine	1994-90	Std. Denso Alt.	ND	55	12	12184N
5FGL-10						
4P Engine	1989-86	Std. Denso Alt.	ND	35	12	12180N
5K Engine	1994-89	Opt. Denso Alt.	ND	50	12	12185N
5K Engine		Std. Denso Alt.	ND	35	12	12187N
5FGL-14						
4P Engine	1989-86	Std. Denso Alt.	ND	35	12	12180N
5K Engine	1994-89	Opt. Denso Alt.	ND	50	12	12185N
5K Engine		Std. Denso Alt.	ND	35	12	12187N
5FGL-15						
4P Engine	1989-86	Std. Denso Alt.	ND	35	12	12180N
5K Engine	1994-89	Opt. Denso Alt.	ND	50	12	12185N
5K Engine		Std. Denso Alt.	ND	35	12	12187N
5FGL-18						
4P Engine	1989-86	Std. Denso Alt.	ND	35	12	12180N
5K Engine	1994-89	Opt. Denso Alt.	ND	50	12	12185N
5K Engine		Std. Denso Alt.	ND	35	12	12187N

ALTERNATORS AND GENERATORS

ENGINE	YEAR	APPLICATION	Mfg	Amp	Volt	PART NUMBER
TOYOTA - Lift Truck (Cont'd)						
5FGL-20						
4P Engine	1994-89	Opt. Denso Alt.	ND	50	12	12185N
4P Engine		Std. Denso Alt.	ND	35	12	12187N
4P Engine	1988-86	Std. Denso Alt.	ND	35	12	12180N
5K Engine	1994-89	Opt. Denso Alt.	ND	50	12	12185N
5K Engine		Std. Denso Alt.	ND	35	12	12187N
5FGL-23						
4P Engine	1994-89	Opt. Denso Alt.	ND	50	12	12185N
4P Engine		Std. Denso Alt.	ND	35	12	12187N
4P Engine	1988-86	Std. Denso Alt.	ND	35	12	12180N
5K Engine	1994-89	Opt. Denso Alt.	ND	50	12	12185N
5K Engine		Std. Denso Alt.	ND	35	12	12187N
5FGL-25						
4P Engine	1994-89	Opt. Denso Alt.	ND	50	12	12185N
4P Engine		Std. Denso Alt.	ND	35	12	12187N
4P Engine	1988-86	Std. Denso Alt.	ND	35	12	12180N
5K Engine	1994-89	Opt. Denso Alt.	ND	50	12	12185N
5K Engine		Std. Denso Alt.	ND	35	12	12187N
6FD-10						
1DZ Engine	1994-	Std. Denso Alt.	ND	55	12	12184N
6FD-14						
1DZ Engine	1994-	Std. Denso Alt.	ND	55	12	12184N
6FD-15						
1DZ Engine	1994-	Std. Denso Alt.	ND	55	12	12184N
6FD-18						
1DZ Engine	1994-	Std. Denso Alt.	ND	55	12	12184N
6FD-20						
1DZ Engine	1994-	Std. Denso Alt.	ND	55	12	12184N
2DZ Engine		Std. Denso Alt.	ND	55	12	12184N
6FD-23						
1DZ Engine	1994-	Std. Denso Alt.	ND	55	12	12184N
2DZ Engine		Std. Denso Alt.	ND	55	12	12184N
6FD-25						
1DZ Engine	1994-	Std. Denso Alt.	ND	55	12	12184N
2DZ Engine		Std. Denso Alt.	ND	55	12	12184N
6FD-28						
2DZ Engine	1994-	Std. Denso Alt.	ND	55	12	12184N
6FD-30						
2DZ Engine	1994-	Std. Denso Alt.	ND	55	12	12184N
6FDL-10						
V1512 Engine	1994-	Opt. Denso Alt.	ND	50	12	12185N
V1512 Engine		Std. Denso Alt.	ND	35	12	12187N
6FDL-14						
V1512 Engine	1994-	Opt. Denso Alt.	ND	50	12	12185N
V1512 Engine		Std. Denso Alt.	ND	35	12	12187N
6FDL-15						
V1512 Engine	1994-	Opt. Denso Alt.	ND	50	12	12185N
V1512 Engine		Std. Denso Alt.	ND	35	12	12187N

ALTERNATORS

ALTERNATORS AND GENERATORS

ENGINE	YEAR	APPLICATION	Mfg	Amp	Volt	PART NUMBER
TOYOTA - Lift Truck (Cont'd)						
6FDL-18						
V1512 Engine	1994-	Opt. Denso Alt.	ND	50	12	12185N
V1512 Engine		Std. Denso Alt.	ND	35	12	12187N
6FDL-20						
V1512 Engine	1994-	Opt. Denso Alt.	ND	50	12	12185N
V1512 Engine		Std. Denso Alt.	ND	35	12	12187N
6FDL-23						
V1512 Engine	1994-	Opt. Denso Alt.	ND	50	12	12185N
V1512 Engine		Std. Denso Alt.	ND	35	12	12187N
6FDL-25						
V1512 Engine	1994-	Opt. Denso Alt.	ND	50	12	12185N
V1512 Engine		Std. Denso Alt.	ND	35	12	12187N
6FG-10						
5K Engine	1994-	Opt. Denso Alt.	ND	50	12	12185N
5K Engine		Std. Denso Alt.	ND	35	12	12187N
6FG-14						
5K Engine	1994-	Opt. Denso Alt.	ND	50	12	12185N
5K Engine		Std. Denso Alt.	ND	35	12	12187N
6FG-15						
4Y Engine	1994-	Opt. Denso Alt.	ND	50	12	12185N
4Y Engine		Std. Denso Alt.	ND	35	12	12187N
5K Engine		Opt. Denso Alt.	ND	50	12	12185N
5K Engine		Std. Denso Alt.	ND	35	12	12187N
6FG-18						
4Y Engine	1994-	Opt. Denso Alt.	ND	50	12	12185N
4Y Engine		Std. Denso Alt.	ND	35	12	12187N
5K Engine		Opt. Denso Alt.	ND	50	12	12185N
5K Engine		Std. Denso Alt.	ND	35	12	12187N
6FG-20						
4Y Engine	1994-	Opt. Denso Alt.	ND	50	12	12185N
4Y Engine		Std. Denso Alt.	ND	35	12	12187N
5K Engine		Opt. Denso Alt.	ND	50	12	12185N
5K Engine		Std. Denso Alt.	ND	35	12	12187N
6FG-23						
4Y Engine	1994-	Opt. Denso Alt.	ND	50	12	12185N
4Y Engine		Std. Denso Alt.	ND	35	12	12187N
5K Engine		Opt. Denso Alt.	ND	50	12	12185N
5K Engine		Std. Denso Alt.	ND	35	12	12187N
6FG-25						
4Y Engine	1994-	Opt. Denso Alt.	ND	50	12	12185N
4Y Engine		Std. Denso Alt.	ND	35	12	12187N
5K Engine		Opt. Denso Alt.	ND	50	12	12185N
5K Engine		Std. Denso Alt.	ND	35	12	12187N
6FG-28						
4Y Engine	1994-	Opt. Denso Alt.	ND	50	12	12185N
4Y Engine		Std. Denso Alt.	ND	35	12	12187N
5K Engine		Opt. Denso Alt.	ND	50	12	12185N
5K Engine		Std. Denso Alt.	ND	35	12	12187N
6FG-30						
4Y Engine	1994-	Opt. Denso Alt.	ND	50	12	12185N

ALTERNATORS

ALTERNATORS AND GENERATORS

ENGINE	YEAR	APPLICATION	Mfg	Amp	Volt	PART NUMBER
TOYOTA - Lift Truck (Cont'd)						
6FG-30 (Cont'd)						
4Y Engine		Std. Denso Alt.	ND	35	12	12187N
5K Engine		Opt. Denso Alt.	ND	50	12	12185N
5K Engine		Std. Denso Alt.	ND	35	12	12187N
6FGC-25						
4Y Engine	1994-	Opt. Denso Alt.	ND	50	12	12185N
4Y Engine		Std. Denso Alt.	ND	35	12	12187N
6FGCU15						
3.0L - 181ci	1995-	Std. Denso Alt.	ND	55	12	12184N
4Y Engine		Std. Denso Alt.	ND	55	12	12184N
6FGCU18						
3.0L - 181ci	1995-	Std. Denso Alt.	ND	55	12	12184N
4Y Engine		Std. Denso Alt.	ND	55	12	12184N
6FGCU20						
3.0L - 181ci	1995-	Std. Denso Alt.	ND	55	12	12184N
4Y Engine		Std. Denso Alt.	ND	55	12	12184N
6FGCU25						
3.0L - 181ci	1995-	Std. Denso Alt.	ND	55	12	12184N
4Y Engine		Std. Denso Alt.	ND	55	12	12184N
6FGCU30						
3.0L - 181ci	1995-	Std. Denso Alt.	ND	55	12	12184N
4Y Engine		Std. Denso Alt.	ND	55	12	12184N
6FGCU33						
4.3L - 262ci	1995-	Std. Denso Alt.	ND	55	12	12184N
6FGCU35						
4.3L - 262ci	1995-	Std. Denso Alt.	ND	55	12	12184N
6FGCU40						
4.3L - 262ci	1995-	Std. Denso Alt.	ND	55	12	12184N
6FGCU45						
4.3L - 262ci	1995-	Std. Denso Alt.	ND	55	12	12184N
6FGL-10						
5K Engine	1994-	Opt. Denso Alt.	ND	50	12	12185N
5K Engine		Std. Denso Alt.	ND	35	12	12187N
6FGL-14						
4Y Engine	1994-	Opt. Denso Alt.	ND	50	12	12185N
4Y Engine		Std. Denso Alt.	ND	35	12	12187N
5K Engine		Opt. Denso Alt.	ND	50	12	12185N
5K Engine		Std. Denso Alt.	ND	35	12	12187N
6FGL-15						
4Y Engine	1994-	Opt. Denso Alt.	ND	50	12	12185N
4Y Engine		Std. Denso Alt.	ND	35	12	12187N
5K Engine		Opt. Denso Alt.	ND	50	12	12185N
5K Engine		Std. Denso Alt.	ND	35	12	12187N
6FGL-18						
4Y Engine	1994-	Opt. Denso Alt.	ND	50	12	12185N
4Y Engine		Std. Denso Alt.	ND	35	12	12187N
5K Engine		Opt. Denso Alt.	ND	50	12	12185N
5K Engine		Std. Denso Alt.	ND	35	12	12187N

ALTERNATORS

ALTERNATORS AND GENERATORS

ENGINE	YEAR	APPLICATION	Mfg	Amp	Volt	PART NUMBER
TOYOTA - Lift Truck (Cont'd)						
6FGL-20						
4Y Engine	1994-	Opt. Denso Alt.	ND	50	12	12185N
4Y Engine		Std. Denso Alt.	ND	35	12	12187N
5K Engine		Opt. Denso Alt.	ND	50	12	12185N
5K Engine		Std. Denso Alt.	ND	35	12	12187N
6FGL-23						
4Y Engine	1994-	Opt. Denso Alt.	ND	50	12	12185N
4Y Engine		Std. Denso Alt.	ND	35	12	12187N
5K Engine		Opt. Denso Alt.	ND	50	12	12185N
5K Engine		Std. Denso Alt.	ND	35	12	12187N
6FGL-25						
4Y Engine	1994-	Opt. Denso Alt.	ND	50	12	12185N
4Y Engine		Std. Denso Alt.	ND	35	12	12187N
5K Engine		Opt. Denso Alt.	ND	50	12	12185N
5K Engine		Std. Denso Alt.	ND	35	12	12187N
7FG10						
5K Engine	1998-	Std. Denso Alt.	ND	50	12	12476N
7FG14						
5K Engine	1998-	Std. Denso Alt.	ND	50	12	12476N
7FG15						
4Y Engine	1998-	Std. Denso Alt.	ND	50	12	12476N
5K Engine		Std. Denso Alt.	ND	50	12	12476N
7FG18						
4Y Engine	1998-	Std. Denso Alt.	ND	50	12	12476N
5K Engine		Std. Denso Alt.	ND	50	12	12476N
7FG20						
4Y Engine	1998-	Std. Denso Alt.	ND	50	12	12476N
5K Engine		Std. Denso Alt.	ND	50	12	12476N
7FG23						
4Y Engine	1998-	Std. Denso Alt.	ND	50	12	12476N
5K Engine		Std. Denso Alt.	ND	50	12	12476N
7FG25						
4Y Engine	1998-	Std. Denso Alt.	ND	50	12	12476N
5K Engine		Std. Denso Alt.	ND	50	12	12476N
7FG28						
4Y Engine	1998-	Std. Denso Alt.	ND	50	12	12476N
7FG30						
4Y Engine	1998-	Std. Denso Alt.	ND	50	12	12476N
7FGCS32						
4Y Engine	1998-	Std. Denso Alt.	ND	55	12	12184N
7FGCU15						
3.0L - 181ci	1998-	Std. Denso Alt.	ND	55	12	12184N
4Y Engine		Std. Denso Alt.	ND	50	12	12476N
7FGCU18						
3.0L - 181ci	1998-	Std. Denso Alt.	ND	55	12	12184N
4Y Engine		Std. Denso Alt.	ND	50	12	12476N
7FGCU20						
3.0L - 181ci	1998-	Std. Denso Alt.	ND	55	12	12184N

ALTERNATORS

ALTERNATORS AND GENERATORS

ENGINE	YEAR	APPLICATION	Mfg	Amp	Volt	PART NUMBER
TOYOTA - Lift Truck (Cont'd)						
7FGCU20 (Cont'd)						
4Y Engine		Std. Denso Alt.	ND	50	12	12476N
7FGCU25						
3.0L - 181ci	1998-	Std. Denso Alt.	ND	55	12	12184N
4Y Engine		Std. Denso Alt.	ND	50	12	12476N
7FGCU30						
3.0L - 181ci	1998-	Std. Denso Alt.	ND	55	12	12184N
4Y Engine		Std. Denso Alt.	ND	50	12	12476N
7FGCU32						
3.0L - 181ci	1998-	Std. Denso Alt.	ND	55	12	12184N
4Y Engine		Std. Denso Alt.	ND	50	12	12476N
7FGJ35						
4Y Engine	1998-	Std. Denso Alt.	ND	50	12	12476N
7FGK20						
4Y Engine	1998-	Std. Denso Alt.	ND	50	12	12476N
5K Engine		Std. Denso Alt.	ND	50	12	12476N
7FGK23						
5K Engine	1998-	Std. Denso Alt.	ND	50	12	12476N
7FGK25						
4Y Engine	1998-	Std. Denso Alt.	ND	50	12	12476N
5K Engine		Std. Denso Alt.	ND	50	12	12476N
7FGK30						
4Y Engine	1998-	Std. Denso Alt.	ND	50	12	12476N
7FGU15						
3.0L - 181ci	1998-	Std. Denso Alt.	ND	55	12	12184N
4Y Engine		Std. Denso Alt.	ND	50	12	12357N
7FGU18						
3.0L - 181ci	1998-	Std. Denso Alt.	ND	55	12	12184N
4Y Engine		Std. Denso Alt.	ND	50	12	12357N
7FGU20						
3.0L - 181ci	1998-	Std. Denso Alt.	ND	55	12	12184N
4Y Engine		Std. Denso Alt.	ND	50	12	12357N
7FGU25						
3.0L - 181ci	1998-	Std. Denso Alt.	ND	55	12	12184N
4Y Engine		Std. Denso Alt.	ND	50	12	12357N
7FGU30						
3.0L - 181ci	1998-	Std. Denso Alt.	ND	55	12	12184N
4Y Engine		Std. Denso Alt.	ND	50	12	12357N
7FGU32						
3.0L - 181ci	1998-	Std. Denso Alt.	ND	55	12	12184N
4Y Engine		Std. Denso Alt.	ND	50	12	12357N
7FGU35						
3.0L - 181ci	1998-	Std. Denso Alt.	ND	55	12	12184N
4Y Engine		Std. Denso Alt.	ND	50	12	12357N
FD-18						
V1502 Engine	1986-80	Std. Denso Alt.	ND	30	12	14129N

ALTERNATORS

ALTERNATORS AND GENERATORS

ALTERNATORS

ENGINE	YEAR	APPLICATION	Mfg	Amp	Volt	PART NUMBER
TOYOTA - Lift Truck (Cont'd)						
FDL-18						
V1502 Engine	1982-80	Std. Denso Alt.	ND	30	12	14129N
FDL-23						
V1502 Engine	1982-80	Std. Denso Alt.	ND	30	12	14129N
FG-18						
4P Engine	1982-78	Std. Denso Alt.	ND	30	12	14129N
5R Engine		Std. Denso Alt.	ND	30	12	14129N
FG-23						
4P Engine	1982-78	Std. Denso Alt.	ND	30	12	14129N
5P Engine	1979-78	Std. Denso Alt.	ND	45	12	14130N
5R Engine	1982-78	Std. Denso Alt.	ND	30	12	14129N
FG-35						
F Engine	1980-69	Std. Denso Alt.	ND	45	12	14130N
FG-40						
2F Engine	1980-69	Std. Denso Alt.	ND	45	12	14130N
FGC-18						
4P Engine	1988-80	Std. Denso Alt.	ND	30	12	14129N
5R Engine		Std. Denso Alt.	ND	30	12	14129N
FGC-23						
4P Engine	1988-80	Std. Denso Alt.	ND	30	12	14129N
5P Engine	1979-78	Std. Denso Alt.	ND	45	12	14130N
5R Engine	1988-80	Std. Denso Alt.	ND	30	12	14129N
FGC-28						
5P Engine	1979	Std. Denso Alt.	ND	45	12	14130N
FGL-18						
4P Engine	1986-78	Std. Denso Alt.	ND	30	12	14129N
FGL-20						
4P Engine	1986-78	Std. Denso Alt.	ND	30	12	14129N
FGL-23						
4P Engine	1986-78	Std. Denso Alt.	ND	30	12	14129N
FGL-25						
4P Engine	1986-78	Std. Denso Alt.	ND	30	12	14129N
TRACKLESS - Lawn & Garden Tractor						
TRACKLESS MT						
Series V	2010-05	All	DR	95	12	8722N
TROPICAL DIESEL GENERATORS - Generator						
TDG 10R						
3LB1 Isuzu Engine	All	Kokusan Denki , 12 Volt / 20 Amp	KD	20	12	10930N
TDG 12.5R						
3LD1 Isuzu Engine	All	Kokusan Denki , 12 Volt / 20 Amp	KD	20	12	10930N
TDG 14R						
3LD1 Isuzu Engine	All	Kokusan Denki , 12 Volt / 20 Amp	KD	20	12	10930N
TDG 6R						
3LB1 Isuzu Engine	All	Kokusan Denki , 12 Volt / 20 Amp	KD	20	12	10930N

ALTERNATORS AND GENERATORS

ENGINE	YEAR	APPLICATION	Mfg	Amp	Volt	PART NUMBER
TROPICAL DIESEL GENERATORS - Generator (Cont'd)						
TDG 8.2R						
3LB1 Isuzu Engine	All	Kokusan Denki , 12 Volt / 20 Amp	KD	20	12	10930N
UNIVERSAL RETRO-FIT - Conversion Unit						
Various						
Various	All	1 Wire System (Self-Exciting), 12 Volt, 100 Amp, 1-G Pulley	DR	100	12	7127-SEN-100A1G
Various		1 Wire System (Self-Exciting), 12 Volt, 100 Amp, 6-G Pulley	DR	100	12	7127-SEN-100A6G
Various		1 Wire System (Self-Exciting), 12 Volt, 63 Amp, 1-G Pulley	DR	63	12	7127-SEN
Various		1 Wire System (Self-Exciting), 12 Volt, 63 Amp, 1-G Pulley	DR	63	12	7127-SEN-1
Various		1 Wire System (Self-Exciting), 12 Volt, 63 Amp, 6-G Pulley	DR	63	12	7127-SEN-6G
Various		1 Wire System (Self-Exciting), 12 Volt, 97 Amp, 1-G Pulley	DR	94	12	7294-SEN
Various		1 Wire System (Self-Exciting), 24 Volt, 40 Amp	DR	40	24	7129N
Various		Upgrade version of Delco 15SI 12 Volt, 105 Amp, 1-G Pulley	DR	105	12	7953-6N
VALTRA VALMET - Feller Buncher						
540T						
All	2008-03	Bosch ,Ext. Fan, 24v / 100A	BO	100	24	12388N
All		Iskra, 24v / 100A	BO	100	24	12388N
VALTRA VALMET - Misc. Equipment						
SK150						
611 CSBA, 6.6L Diesel	1992-85	All	BO	55	24	12586N
VALTRA VALMET - Tractor						
1394						
All Engines	1990-84	AC	LU	65	12	12143N
1594						
All Engines	1990-84	All	LU	65	12	12143N
365						
All Engines	2002-97	All	LU	65	12	12143N
365S						
All Engines	2002-97	All	LU	65	12	12143N
465						
All Engines	2002-97	All	LU	65	12	12143N
505						
TD33 DS5 Sisu Diesel	1987-82	All	LU	65	12	12143N
565						
All Engines	2002-97	All	LU	65	12	12143N
6300						
All Engines	2002-97	All	LU	65	12	12143N
6400						
All Engines	2002-97	All	LU	65	12	12143N
6600						
All Engines	2002-97	All	LU	65	12	12143N
8050						
All Engines	2002-97	All	LU	65	12	12143N

ALTERNATORS

ALTERNATORS AND GENERATORS

ENGINE	YEAR	APPLICATION	Mfg	Amp	Volt	PART NUMBER
VALTRA VALMET - Tractor (Cont'd)						
8150						
All Engines	2002-97	All	LU	65	12	12143N
8400						
All Engines	2002-97	All	LU	65	12	12143N
8450						
All Engines	2002-97	All	LU	65	12	12143N
865						
All Engines	2002-97	All	LU	65	12	12143N
C100						
All Engines	2002-97	All	LU	65	12	12143N
C200						
All Engines	2002-97	All	LU	65	12	12143N
VERMEER - Misc. Equipment						
115 Vibratory Plow						
Cummins 4BTA, 3.9L	2007-95	21SI Delco, 12 Volt-100 Amp	DR	130	12	8027N
CC145 Concrete Cutter						
Cummins 6BT, 5.9L	2007-97	21SI Delco, 12 Volt-100 Amp	DR	130	12	8027N
VERMEER - Trencher						
T555						
Cummins 6BT, 5.9L	2007-97	21SI Delco, 12 Volt-100 Amp	DR	130	12	8027N
T655						
Cat. 3116 DITA, 6.6L	2007-96	21SI Delco, 12 Volt-100 Amp	DR	130	12	8027N
Cat. 3116 DITA, 6.6L	2007-95	Motorola 8LHA, 130A, Std. Regulator	LN	160	12	8329N
Cat. 3116 DITA, 6.6L		Motorola 8LHA, 140A, Std. Regulator	LN	160	12	8329N
Cat. 3116 DITA, 6.6L		Motorola 8LHA, 160A, Std. Regulator	LN	160	12	8329N
T655DT						
Cat. 3116 DITA, 6.6L	2007-95	Motorola 8LHA, 130A, Std. Regulator	LN	160	12	8329N
Cat. 3116 DITA, 6.6L		Motorola 8LHA, 140A, Std. Regulator	LN	160	12	8329N
Cat. 3116 DITA, 6.6L		Motorola 8LHA, 160A, Std. Regulator	LN	160	12	8329N
T658XL						
Cat. 3116 DITA, 6.6L	2007-96	21SI Delco, 12 Volt-100 Amp	DR	130	12	8027N
T755						
Cat. 3116 DITA, 6.6L	2007-95	Motorola 8LHA, 130A, Std. Regulator	LN	160	12	8329N
Cat. 3116 DITA, 6.6L		Motorola 8LHA, 140A, Std. Regulator	LN	160	12	8329N
Cat. 3116 DITA, 6.6L		Motorola 8LHA, 160A, Std. Regulator	LN	160	12	8329N
Cummins Diesel	2007-97	Delco 21SI, 100A	DR	130	12	7681N
T755DT						
Cummins Diesel	2007-97	Delco 21SI, 100A	DR	130	12	7681N
T758						
Cat. 3306C, 10.5L	2007-95	Motorola 8LHA, 130A, Std. Regulator	LN	160	12	8329N
Cat. 3306C, 10.5L		Motorola 8LHA, 140A, Std. Regulator	LN	160	12	8329N
Cat. 3306C, 10.5L		Motorola 8LHA, 160A, Std. Regulator	LN	160	12	8329N

ALTERNATORS

ALTERNATORS AND GENERATORS

ENGINE	YEAR	APPLICATION	Mfg	Amp	Volt	PART NUMBER
VERSATILE - Tractor						
150						
Perkins 4-236	1982-77	Delco System	DR	72	12	7186-3N
Perkins 4-236		Upgrade 105 Amp version	DR	105	12	7186-12N-105A
160						
Waukesha 220T	1985-80	Delco System	DR	72	12	7186-3N
Waukesha 220T		Upgrade 105 Amp version	DR	105	12	7186-12N-105A
256						
4-239 Diesel	1986-84	Delco System	DR	72	12	7186-3N
276						
4-239 Diesel	1990-86	Delco System	DR	105	12	7853N
4-239 Diesel	1985	Delco System	DR	72	12	7186-3N
VERSATILE - Windrower						
4700						
Cummins Diesel	1989-86	Delco System	DR	105	12	7853N
4750						
Ford Diesel Engines	1993-89	Delco System	DR	105	12	7853N
VETUS - Engine Industrial						
M 2.04						
2 Cyl.	All	Mitsubishi System	MI	40	12	12231N
M 2.06						
2 Cyl., 39Cl, 635cc	All	Mitsubishi System	MI	40	12	12231N
M 2.C5						
2 Cyl., 33Cl, 538cc	All	Mitsubishi System	MI	40	12	12231N
M 2.D5						
2 Cyl., 33Cl, 538cc	All	Mitsubishi System	MI	40	12	12231N
VM (Stabilimenti Meccanici) - Engine Industrial						
102 MH 11						
1.7L Diesel	1985-82	Bosch, 12 Volt	BO	32	12	14949N
103 MH 11						
2.6L Diesel	1985-81	Bosch, 12 Volt	BO	32	12	14949N
1052 M 11						
2.0L Diesel	1985-81	Bosch, 12 Volt	BO	32	12	14949N
1052 SU						
2.0L Diesel	1985-81	Bosch, 12 Volt	BO	32	12	14949N
1053 M 11						
2.9L Diesel	1985-81	Bosch, 12 Volt	BO	32	12	14949N
2105						
2.0L Diesel	1988-84	Bosch, 12 Volt	BO	32	12	14949N
2105 M 11.5						
2.0L Diesel	1988-86	Bosch, 12 Volt	BO	32	12	14949N
292 RA						
1.2L Diesel	1985-84	Bosch	BO	32	12	14949N

ALTERNATORS

ALTERNATORS AND GENERATORS

ENGINE	YEAR	APPLICATION	Mfg	Amp	Volt	PART NUMBER
VM (Stabilimenti Meccanici) - Engine Industrial (Cont'd)						
392 RA						
1.8L Diesel	1985-84	Bosch, 12 Volt	BO	32	12	14949N
HR 292 A						
1.2L Diesel	1985-76	Bosch	BO	32	12	14949N
HR 392 A						
1.8L Diesel	1985-78	Bosch, 12 Volt	BO	32	12	14949N
RA 394						
2.0L Diesel	1986-	Bosch, 12 Volt	BO	32	12	14949N
VOLVO - Articulated Truck						
A30D						
Volvo D10B, 9.6L	2007-04	BO. / 80 Amp	BO	80	24	12599N
VOLVO - Excavator						
EC130C						
Volvo TD40GDE	1996-	Valeo System	PR	60	24	12110N
EC140						
Cummins B3-9C	1998-	Delco 21SI, 24 Volt/70 Amp , Exc. Europe Apps.	DR	70	24	8003N
Cummins B3-9C		Delco 21SI, 24 Volt/70 Amp, Europe Apps.	DR	70	24	8003N-LD
EC150C						
Volvo TD40KEE	1996-	Valeo System	PR	60	24	12110N
EC210						
Cummins B5-9C	1998-	Delco 21SI, 24 Volt/70 Amp , Exc. Europe Apps.	DR	70	24	8003N
Cummins B5-9C		Delco 21SI, 24 Volt/70 Amp, Europe Apps.	DR	70	24	8003N-LD
EC240						
Cummins C8-3C	1998-	Delco 21SI, 24 Volt/70 Amp , Exc. Europe Apps.	DR	70	24	8003N
Cummins C8-3C		Delco 21SI, 24 Volt/70 Amp, Europe Apps.	DR	70	24	8003N-LD
EC290						
Cummins C8-3C	1998-	Delco 21SI, 24 Volt/70 Amp , Exc. Europe Apps.	DR	70	24	8003N
Cummins C8-3C		Delco 21SI, 24 Volt/70 Amp, Europe Apps.	DR	70	24	8003N-LD
EC360						
Cummins M11C	1998-	Delco 21SI, 24 Volt/70 Amp , Exc. Europe Apps.	DR	70	24	8003N
Cummins M11C		Delco 21SI, 24 Volt/70 Amp, Europe Apps.	DR	70	24	8003N-LD
EC460						
Cummins M11C	1998-	Delco 21SI, 24 Volt/70 Amp , Exc. Europe Apps.	DR	70	24	8003N
Cummins M11C		Delco 21SI, 24 Volt/70 Amp, Europe Apps.	DR	70	24	8003N-LD
EL70						
Volvo TD45B	1995-92	Valeo System	PR	60	24	12110N
EL70C						
Volvo TD45KCE	1995-	Valeo System	PR	60	24	12110N
Volvo TD48GAE		Valeo System	PR	60	24	12110N
EW130C						
Volvo TD40GDE	1996-	Valeo System	PR	60	24	12110N
EW150C						
Volvo TD40KEE	1996-	Valeo System	PR	60	24	12110N

ALTERNATORS AND GENERATORS

ENGINE	YEAR	APPLICATION	Mfg	Amp	Volt	PART NUMBER
VOLVO - Heavy Duty						
All Models (By Engine)						
Various Engines	1991-89	Delco 25SI Alternator	DR	50	24	7254N
Various Engines	1988-87	Delco 25SI Alternator	DR	50	24	7254N
VOLVO - Motor Grader						
G740						
Cummins M11	2002-01	DR / 33SI, 24v/ 100A	DR	100	24	8085N
G740B						
Volvo D10BGAE2 Dsl.	2007-02	DR / 33SI, 24v/ 100A	DR	100	24	8085N
G740VHP						
Cummins M11	2002-01	DR / 33SI, 24v/ 100A	DR	100	24	8085N
G746B						
Volvo D10BGAE2 Dsl.	2007-02	DR / 33SI, 24v/ 100A	DR	100	24	8085N
G780						
Cummins M11	2002-01	DR / 33SI, 24v/ 100A	DR	100	24	8085N
G780B						
Volvo D10BGAE2 Dsl.	2007-02	DR / 33SI, 24v/ 100A	DR	100	24	8085N
G780VHP						
Cummins M11	2002-01	DR / 33SI, 24v/ 100A	DR	100	24	8085N
VOLVO PENTA - Engine Industrial						
AD31,A,B,D,L,P,X						
4 Cyl., 146ci, 2.4L Diesel	2004-86	60 Amp Paris Rhone (24 Volt)	PR	60	24	12110N
AQD70B						
6 Cyl. Diesel	1982-71	55 Amp Paris Rhone (24 Volt)	PR	60	24	12110N
AQD70BL						
6 Cyl. Diesel	1982-71	55 Amp Paris Rhone (24 Volt)	PR	60	24	12110N
AQD70C						
6 Cyl. Diesel	1982-71	55 Amp Paris Rhone (24 Volt)	PR	60	24	12110N
AQD70CL						
6 Cyl. Diesel	1982-71	55 Amp Paris Rhone (24 Volt)	PR	60	24	12110N
AQD70D						
6 Cyl. Diesel	1982-71	55 Amp Paris Rhone (24 Volt)	PR	60	24	12110N
D12-650						
6 Cyl. 740ci, 12.1L Diesel	2007-06	60 Amp Paris Rhone (24 Volt)	PR	60	24	12110N
D12-715						
6 Cyl. 740ci, 12.1L Diesel	2004-02	60 Amp Paris Rhone (24 Volt)	PR	60	24	12110N
D12C						
6 Cyl. 740ci, 12.1L Diesel	2004-99	60 Amp Paris Rhone (24 Volt)	PR	60	24	12110N
D12-MH						
6 Cyl. 740ci, 12.1L Diesel	2007-05	60 Amp Paris Rhone (24 Volt)	PR	60	24	12110N

ALTERNATORS

ALTERNATORS AND GENERATORS

ENGINE	YEAR	APPLICATION	Mfg	Amp	Volt	PART NUMBER
VOLVO PENTA - Engine Industrial (Cont'd)						
KAD32P						
4 Cyl., 146ci, 2.4L Diesel	2005-96	60 Amp Paris Rhone (24 Volt)	PR	60	24	12110N
MD100						
6 Cyl. Diesel	All	55 Amp Paris Rhone (24 Volt)	PR	60	24	12110N
MD100A,B						
6 Cyl. Diesel	1984-65	60 Amp Paris Rhone (24 Volt)	PR	60	24	12110N
MD120						
6 Cyl. Diesel	All	55 Amp Paris Rhone (24 Volt)	PR	60	24	12110N
MD120A						
6 Cyl. Diesel	1980-70	60 Amp Paris Rhone (24 Volt)	PR	60	24	12110N
MD70B,C						
6 Cyl. 410ci, 6.7L Diesel	1985-65	60 Amp Paris Rhone (24 Volt)	PR	60	24	12110N
TAMD102A,D						
6 Cyl. 585ci, 9.6L Diesel	2000-91	60 Amp Paris Rhone (24 Volt)	PR	60	24	12110N
TAMD103A						
6 Cyl. 585ci, 9.6L Diesel	2004-00	60 Amp Paris Rhone (24 Volt)	PR	60	24	12110N
TAMD120						
6 Cyl. Diesel	All	55 Amp Paris Rhone (24 Volt)	PR	60	24	12110N
TAMD120A,B						
6 Cyl. Diesel	1983-72	60 Amp Paris Rhone (24 Volt)	PR	60	24	12110N
TAMD121,C,D						
6 Cyl. Diesel	1988-83	55 Amp Paris Rhone (24 Volt)	PR	60	24	12110N
6 Cyl. Diesel		60 Amp Paris Rhone (24 Volt)	PR	60	24	12110N
TAMD122,A,C,D,P						
6 Cyl. 732ci, 12.0L Diesel	2002-88	60 Amp Paris Rhone (24 Volt)	PR	60	24	12110N
TAMD162,A,B,C						
6 Cyl. 984ci, 16.1L Diesel	2001-88	60 Amp Paris Rhone (24 Volt)	PR	60	24	12110N
TAMD163,A,P						
6 Cyl. 984ci, 16.1L Diesel	2001-94	55 Amp Paris Rhone (24 Volt)	PR	60	24	12110N
6 Cyl. 984ci, 16.1L Diesel		60 Amp Paris Rhone (24 Volt)	PR	60	24	12110N
TAMD165A,C,P						
6 Cyl. 984ci, 16.1L Diesel	2005-02	60 Amp Paris Rhone (24 Volt)	PR	60	24	12110N
TAMD31A,B,D,L,M,P,S,X						
4 Cyl., 146ci, 2.4L Diesel	2004-85	60 Amp Paris Rhone (24 Volt)	PR	60	24	12110N
TAMD60,A,B,C						
6 Cyl. Diesel	1987-76	60 Amp Paris Rhone (24 Volt)	PR	60	24	12110N
TAMD61,A						
6 Cyl. Diesel	1995-86	60 Amp Paris Rhone (24 Volt)	PR	60	24	12110N
TAMD62A						
6 Cyl. Diesel	1994-92	60 Amp Paris Rhone (24 Volt)	PR	60	24	12110N

ALTERNATORS

ALTERNATORS AND GENERATORS

ENGINE	YEAR	APPLICATION	Mfg	Amp	Volt	PART NUMBER
VOLVO PENTA - Engine Industrial (Cont'd)						
TAMD70						
6 Cyl. Diesel	All	55 Amp Paris Rhone (24 Volt)	PR	60	24	12110N
TAMD70B,C,D						
6 Cyl. Diesel	1983-70	60 Amp Paris Rhone (24 Volt)	PR	60	24	12110N
TAMD70E						
6 Cyl. Diesel	1987-83	60 Amp Paris Rhone (24 Volt)	PR	60	24	12110N
TAMD71,A,B						
6 Cyl. 410ci, 6.7L Diesel	2000-86	60 Amp Paris Rhone (24 Volt)	PR	60	24	12110N
TAMD72,A,P,WJ						
6 Cyl. 410ci, 6.7L Diesel	1997-91	60 Amp Paris Rhone (24 Volt)	PR	60	24	12110N
TAMD73P,WJ						
6 Cyl. 411ci, 6.7L Diesel	1999-97	60 Amp Paris Rhone (24 Volt)	PR	60	24	12110N
TAMD74A,C,L,P						
6 Cyl. 444ci, 7.3L Diesel	2005-98	60 Amp Paris Rhone (24 Volt)	PR	60	24	12110N
TAMD75P						
6 Cyl. 444ci, 7.3L Diesel	2005-98	60 Amp Paris Rhone (24 Volt)	PR	60	24	12110N
THAMD70,B,C						
6 Cyl. Diesel	1979-72	60 Amp Paris Rhone (24 Volt)	PR	60	24	12110N
TMD100A						
6 Cyl. Diesel	All	55 Amp Paris Rhone (24 Volt)	PR	60	24	12110N
TMD100B,C						
6 Cyl. Diesel	1988-65	60 Amp Paris Rhone (24 Volt)	PR	60	24	12110N
TMD102A						
6 Cyl. 585ci, 9.6L Diesel	2000-88	60 Amp Paris Rhone (24 Volt)	PR	60	24	12110N
TMD120A,B						
6 Cyl. Diesel	1984-70	60 Amp Paris Rhone (24 Volt)	PR	60	24	12110N
TMD121C						
6 Cyl. Diesel	1988-83	60 Amp Paris Rhone (24 Volt)	PR	60	24	12110N
TMD122A						
6 Cyl. 732ci, 12.0L Diesel	2000-88	55 Amp Paris Rhone (24 Volt)	PR	60	24	12110N
6 Cyl. 732ci, 12.0L Diesel		60 Amp Paris Rhone (24 Volt)	PR	60	24	12110N
TMD70B,C						
6 Cyl. 410ci, 6.7L Diesel	1985-72	60 Amp Paris Rhone (24 Volt)	PR	60	24	12110N
WABCO - Grader						
700						
DD 6-71	1981-79	Delco System	DR	72	12	7186-3N
777						
Cummins N-855	1981-79	Delco System	DR	72	12	7186-3N
DD 6-71		Delco System	DR	72	12	7186-3N

ALTERNATORS

ALTERNATORS AND GENERATORS

ENGINE	YEAR	APPLICATION	Mfg	Amp	Volt	PART NUMBER
WABCO - Haulpack Truck						
120 Ton						
Cummins KTA2300	1987-83	Delco System	DR	75	24	7252N
Cummins KTA2300	1982-79	Delco System	DR	50	24	7254N
DD 12V-149	1987-83	Delco System	DR	75	24	7252N
DD 12V-149	1982-79	Delco System	DR	50	24	7254N
170 Ton						
Cummins KTA3067	1987-83	Delco System	DR	75	24	7252N
Cummins KTA3067	1982-79	Delco System	DR	50	24	7254N
DD 16V-149	1987-83	Delco System	DR	75	24	7252N
DD 16V-149	1982-79	Delco System	DR	50	24	7254N
35 Ton						
DD 12V-71	1987-79	Delco System	DR	50	24	7254N
50 Ton						
Cummins VT-1710	1987-79	Delco System	DR	50	24	7254N
DD 16V-71		Delco System	DR	50	24	7254N
65 Ton						
Cummins VT-1710	1987-79	Delco System	DR	50	24	7254N
DD 16V-71		Delco System	DR	50	24	7254N
75 Ton						
Cummins VT-1710	1987-79	Delco System	DR	50	24	7254N
DD 16V-71		Delco System	DR	50	24	7254N
85 Ton						
Cummins KT2300C	1987-79	Delco System	DR	50	24	7254N
DD 16V-92		Delco System	DR	50	24	7254N
WABCO - Scraper						
101G						
Cummins V504	1982-79	Delco System	DR	45	24	7297N
222						
DDAD 8V-71T	1982-79	Delco System	DR	50	24	7254N
229						
DDAD 8V-71T	1982-79	Delco System	DR	50	24	7254N
252FT						
DDAD 8V-71T	1982-79	Delco System	DR	50	24	7254N
259						
DDAD 8V-71T	1982-81	Delco System	DR	50	24	7254N
333						
DDAD 12V-71T	1982-79	Delco System	DR	50	24	7254N
339						
DDAD 12V-71T	1982-79	Delco System	DR	50	24	7254N
353FT						
DDAD 12V-71T	1982-79	Delco System	DR	50	24	7254N
WAUKESHA - Engine Industrial						
180DCL						
4 Cyl. Diesel Engine	1974	Std. 12 Volt Alt. - (42 Amp)	DR	72	12	7186-3N

ALTERNATORS

ALTERNATORS AND GENERATORS

ENGINE	YEAR	APPLICATION	Mfg	Amp	Volt	PART NUMBER
WAUKESHA - Engine Industrial (Cont'd)						
180GKB						
4 Cyl. Gas Engine	1974	Std. 12 Volt Alt. - (42 Amp)	DR	72	12	7186-3N
4-220						
4 Cyl. Gas	1986	All	DR	72	12	7186-3N
4-220D						
4 Cyl. Diesel	1982-79	All	DR	72	12	7186-3N
6-330D						
6 Cyl. Diesel	1985-81	Opt. 12 Volt Alt. - (42 Amp)	DR	72	12	7186-3N
6-330G						
6 Cyl. Gas	1985-81	Opt. 12 Volt Alt. - (42 Amp)	DR	72	12	7186-3N
F-1197						
6 Cyl. Gas and Diesel	1986-75	Std. 24 Volt Alt. - (50 Amp)	DR	50	24	7254N
6 Cyl. Gas and Diesel	1974	Opt. 24 Volt Alt. - (50 Amp)	DR	50	24	7254N
6 Cyl. Gas and Diesel		Std. 12 Volt Alt. - (37 Amp)	DR	72	12	7186-3N
F-2895						
6 Cyl. Gas, LPG & Diesel	1986-75	Std. 24 Volt Alt. - (50 Amp)	DR	50	24	7254N
6 Cyl. Gas, LPG & Diesel	1974	Std. 12 Volt Alt. - (37 Amp)	DR	72	12	7186-3N
F-3335D						
6 Cyl. Diesel	1986-79	Std. 24 Volt Alt. - (50 Amp)	DR	50	24	7254N
F-3521						
6 Cyl. Gas and LPG	1986-75	Std. 24 Volt Alt. - (50 Amp)	DR	50	24	7254N
6 Cyl. Gas and LPG	1974	Std. 12 Volt Alt. - (37 Amp)	DR	72	12	7186-3N
F-817G						
6 Cyl. Gas	1980-74	Opt. 12 Volt Alt. - (42 Amp)	DR	72	12	7186-3N
H-1077						
8 Cyl. Gas and Diesel	1978-75	Std. 24 Volt Alt. - (50 Amp)	DR	50	24	7254N
8 Cyl. Gas and Diesel	1974	Opt. 24 Volt Alt. - (50 Amp)	DR	50	24	7254N
8 Cyl. Gas and Diesel		Std. 12 Volt Alt. - (42 Amp)	DR	72	12	7186-3N
L-1616						
12 Cyl. Gas and Diesel	1974	Std. 12 Volt Alt. - (42 Amp)	DR	72	12	7186-3N
L-5100D						
12 Cyl. Diesel	1974	Std. 12 Volt Alt. - (37 Amp)	DR	72	12	7186-3N
L-5108G						
12 Cyl. Gas	1986-75	Std. 24 Volt Alt. - (50 Amp)	DR	50	24	7254N
12 Cyl. Gas	1974	Std. 12 Volt Alt. - (37 Amp)	DR	72	12	7186-3N
L-5790						
12 Cyl. Gas and Diesel	1986-75	Std. 24 Volt Alt. - (50 Amp)	DR	50	24	7254N
12 Cyl. Gas and Diesel	1974	Std. 12 Volt Alt. - (37 Amp)	DR	72	12	7186-3N
L-5792						
12 Cyl. Gas and Diesel	1978-75	Std. 24 Volt Alt. - (50 Amp)	DR	50	24	7254N
L-6670D						
12 Cyl. Diesel	1986-79	Std. 24 Volt Alt. - (50 Amp)	DR	50	24	7254N
L-7042G						
12 Cyl. Gas and Diesel	1986-75	Std. 24 Volt Alt. - (50 Amp)	DR	50	24	7254N
12 Cyl. Gas and Diesel	1974	Std. 12 Volt Alt. - (37 Amp)	DR	72	12	7186-3N

ALTERNATORS

ALTERNATORS AND GENERATORS

ENGINE	YEAR	APPLICATION	Mfg	Amp	Volt	PART NUMBER
WAUKESHA - Engine Industrial (Cont'd)						
P-2154						
16 Cyl. Gas and Diesel	1974	Std. 12 Volt Alt. - (42 Amp)	DR	72	12	7186-3N
VRD155						
Diesel Engines	1990-79	Std. 12 Volt Alt. - (42 Amp)	DR	72	12	7186-3N
Diesel Engines	1978-75	Std. 12 Volt Alt. - (37 Amp)	DR	72	12	7186-3N
VRD-232						
6 Cyl. Diesel	1983-79	Std. 12 Volt Alt. - (42 Amp)	DR	72	12	7186-3N
6 Cyl. Diesel	1978-73	Std. 12 Volt Alt. - (37 Amp)	DR	72	12	7186-3N
VRD-283						
6 Cyl. Diesel	1983-79	Std. 12 Volt Alt. - (42 Amp)	DR	72	12	7186-3N
6 Cyl. Diesel	1978-73	Std. 12 Volt Alt. - (37 Amp)	DR	72	12	7186-3N
VRD-310						
6 Cyl. Gas	1983-79	Std. 12 Volt Alt. - (42 Amp)	DR	72	12	7186-3N
6 Cyl. Gas	1978-73	Std. 12 Volt Alt. - (37 Amp)	DR	72	12	7186-3N
VRG155						
Gas Engines	1990-79	Std. 12 Volt Alt. - (42 Amp)	DR	72	12	7186-3N
Gas Engines	1978-75	Std. 12 Volt Alt. - (37 Amp)	DR	72	12	7186-3N
VRG-232						
6 Cyl. Gas	1983-79	Std. 12 Volt Alt. - (42 Amp)	DR	72	12	7186-3N
6 Cyl. Gas	1978-73	Std. 12 Volt Alt. - (37 Amp)	DR	72	12	7186-3N
VRG-265						
6 Cyl. Gas	1983-79	Std. 12 Volt Alt. - (42 Amp)	DR	72	12	7186-3N
6 Cyl. Gas	1978-73	Std. 12 Volt Alt. - (37 Amp)	DR	72	12	7186-3N
VRG-283						
6 Cyl. Gas	1983-79	Std. 12 Volt Alt. - (42 Amp)	DR	72	12	7186-3N
6 Cyl. Gas	1978-73	Std. 12 Volt Alt. - (37 Amp)	DR	72	12	7186-3N
VRG-310						
6 Cyl. Gas	1983-79	Std. 12 Volt Alt. - (42 Amp)	DR	72	12	7186-3N
6 Cyl. Gas	1978-73	Std. 12 Volt Alt. - (37 Amp)	DR	72	12	7186-3N
WESTERBEKE - Engine Industrial						
Various						
All Engines	1985-	1st Production, 1 Hole Mount, Tach. Hookup	MO	72	12	7489N
WESTERBEKE - Generator Set						
10.0 BTDA						
Westerbeke 3 Cyl. 1.3L						
Dsl.	2007-00	Bosch, 37A	BO	37	12	12223N
10.4 BTD						
Westerbeke 3 Cyl. 1.3L						
Dsl.	2007-02	Bosch, 37A	BO	37	12	12223N
12.0 BTDC						
Westerbeke 4 Cyl. 1.8L						
Dsl.	2007-00	Bosch, 37A	BO	37	12	12223N
12.5 BTDB						
Westerbeke 4 Cyl. 1.8L						
Dsl.	2007-00	Bosch, 37A	BO	37	12	12223N

ALTERNATORS

ALTERNATORS AND GENERATORS

ENGINE	YEAR	APPLICATION	Mfg	Amp	Volt	PART NUMBER
WESTERBEKE - Generator Set (Cont'd)						
12.6 BTD						
Westerbeke 3 Cyl. 1.3L Dsl.	2007-02	Bosch, 37A	BO	37	12	12223N
15.0 BTDC						
Westerbeke 4 Cyl. 1.8L Dsl.	2007-00	Bosch, 37A	BO	37	12	12223N
6.0 BTDA						
Westerbeke 3 Cyl. 1.3L Dsl.	2007-00	Bosch, 37A	BO	37	12	12223N
7.5 BTDA						
Westerbeke 3 Cyl. 1.3L Dsl.	2007-00	Bosch, 37A	BO	37	12	12223N
8.0 BTDA						
Westerbeke 3 Cyl. 1.3L Dsl.	2007-00	Bosch, 37A	BO	37	12	12223N
9.4 BTDB						
Westerbeke 4 Cyl. 1.8L Dsl.	2007-00	Bosch, 37A	BO	37	12	12223N
WESTWARD - Windrower						
9250						
Cummins 4BT, 3.9L	2007-00	DR, 19SI / 105A	DR	105	12	8098N
Cummins 4BT, 3.9L	1999	DR, 19SI / 105A	DR	105	12	8098N
9350						
Cummins 4BT, 3.9L	2007-05	DR, 19SI / 105A	DR	105	12	8098N
Cummins 4BT, 3.9L	2004-99	DR, 19SI / 105A	DR	105	12	8098N
9352						
All	2006-01	DR, 19SI / 105A	DR	105	12	8098N
WHITE - Combine						
2500						
Cummins 6-374	1992	Delco System	DR	105	12	7853N
2600						
Cummins 6-505	1992	Delco System	DR	105	12	7853N
7300						
Perkins 6-354	1980-74	Delco System	DR	72	12	7186-3N
8600						
Perkins 6-354	1978-74	Delco System	DR	72	12	7186-3N
8800						
Perkins 6-354	1977-74	Delco System	DR	72	12	7186-3N
WHITE - Lift Truck						
MA-100						
Continental F-227	1981	Delco System	DR	72	12	7186-3N
Continental F-227	1974-71	Delco System	DR	72	12	7186-3N
MA-120						
Continental F-227	1981	Delco System	DR	72	12	7186-3N

ALTERNATORS

ALTERNATORS AND GENERATORS

ENGINE	YEAR	APPLICATION	Mfg	Amp	Volt	PART NUMBER
WHITE - Lift Truck (Cont'd)						
MA-20						
Waukesha FC 133	1978-75	Delco System	DR	72	12	7186-3N
MA-25						
Waukesha FC 133	1978-75	Delco System	DR	72	12	7186-3N
MA-30						
Waukesha FC 133	1978-75	Delco System	DR	72	12	7186-3N
MA-30H						
Continental F-163	1978-75	Delco System	DR	72	12	7186-3N
MA-35						
Continental F-163	1978-75	Delco System	DR	72	12	7186-3N
MA-40						
Continental F-163	1978-75	Delco System	DR	72	12	7186-3N
MA-45						
Continental F-163	1978-75	Delco System	DR	72	12	7186-3N
MA-50						
Continental F-163	1978-75	Delco System	DR	72	12	7186-3N
MA-55						
Continental F-163	1978-75	Delco System	DR	72	12	7186-3N
MA-60H						
Continental F-227	1978-75	Delco System	DR	72	12	7186-3N
MA-60HD						
Perkins 236 Diesel	1981	Delco System	DR	72	12	7186-3N
MA-60S						
Continental F-163	1978-75	Delco System	DR	72	12	7186-3N
MA-70						
Continental F-227	1981	Delco System	DR	72	12	7186-3N
Continental F-227	1974-71	Delco System	DR	72	12	7186-3N
MA-80						
Continental F-227	1981	Delco System	DR	72	12	7186-3N
Continental F-227	1974-71	Delco System	DR	72	12	7186-3N
MA-90						
Continental F-227	1974-71	Delco System	DR	72	12	7186-3N
MSB-20						
Ford V4-104	1978-75	Delco System	DR	72	12	7186-3N
MSB-25						
Ford V4-104	1978-75	Delco System	DR	72	12	7186-3N
MSB-30						
Ford V4-104	1978-75	Delco System	DR	72	12	7186-3N
MSB-35						
Ford V4-104	1978-75	Delco System	DR	72	12	7186-3N
MY-20						
Hercules G-1600	1980-72	Delco System	DR	72	12	7186-3N
White G-1600	1982-81	Delco System	DR	22	12	7164N

ALTERNATORS

ALTERNATORS AND GENERATORS

ENGINE	YEAR	APPLICATION	Mfg	Amp	Volt	PART NUMBER
WHITE - Lift Truck (Cont'd)						
MY-25						
Hercules G-1600	1982-72	Delco System	DR	72	12	7186-3N
White G-1600	1982-81	Delco System	DR	22	12	7164N
MY-30						
Hercules G-1600	1982-72	Delco System	DR	72	12	7186-3N
White G-1600	1982-81	Delco System	DR	22	12	7164N
MY-40B						
4-236 Diesel	1981	Delco System	DR	72	12	7186-3N
4-236 Diesel	1978-73	Delco System	DR	72	12	7186-3N
6-225 Gas		Delco System	DR	72	12	7186-3N
MY-40C						
White G-1600	1982-81	Delco System	DR	22	12	7164N
MY-50B						
4-236 Diesel	1981	Delco System	DR	72	12	7186-3N
4-236 Diesel	1978-73	Delco System	DR	72	12	7186-3N
6-225 Gas		Delco System	DR	72	12	7186-3N
MY-60B						
4-236 Diesel	1981	Delco System	DR	72	12	7186-3N
4-236 Diesel	1978-73	Delco System	DR	72	12	7186-3N
6-225 Gas		Delco System	DR	72	12	7186-3N
MY-70B						
4-236 Diesel	1981	Delco System	DR	72	12	7186-3N
4-236 Diesel	1978-73	Delco System	DR	72	12	7186-3N
6-225 Gas		Delco System	DR	72	12	7186-3N
MY-80B						
4-236 Diesel	1981	Delco System	DR	72	12	7186-3N
4-236 Diesel	1978-75	Delco System	DR	72	12	7186-3N
6-225 Gas		Delco System	DR	72	12	7186-3N
WHITE - Medium & Heavy-Duty Trucks						
All Models (By Engine)						
Caterpillar 1693	1981-74	Delco 25SI Alt. (24 Volt)	DR	50	24	7254N
Caterpillar 3306	1984-74	Delco 25SI Alt. (24 Volt)	DR	50	24	7254N
Caterpillar 3406		Delco 25SI Alt. (24 Volt)	DR	50	24	7254N
Caterpillar 3408		Delco 25SI Alt. (24 Volt)	DR	50	24	7254N
Cummins K / KT		Delco 25SI Alt. (24 Volt)	DR	50	24	7254N
Cummins TA,NTC,PT	NH.N-	Delco 25SI Alt. (24 Volt)	DR	50	24	7254N
Cummins VT-555		Delco 25SI Alt. (24 Volt)	DR	50	24	7254N
Cummins VT-903		Delco 25SI Alt. (24 Volt)	DR	50	24	7254N
DD 12V-71	1980-74	Delco 25SI Alt. (24 Volt)	DR	50	24	7254N
DD 6V-71	1984-74	Delco 25SI Alt. (24 Volt)	DR	50	24	7254N
DD 6V-92		Delco 25SI Alt. (24 Volt)	DR	50	24	7254N
DD 8V-71	1981-74	Delco 25SI Alt. (24 Volt)	DR	50	24	7254N
DD 8V-92	1984-74	Delco 25SI Alt. (24 Volt)	DR	50	24	7254N
WHITE - Tractor						
100						
Cummins 6-359	1990-88	Delco System	DR	105	12	7853N
120						
Cummins 6-359	1990-88	Delco System	DR	105	12	7853N

ALTERNATORS

ALTERNATORS AND GENERATORS

ENGINE	YEAR	APPLICATION	Mfg	Amp	Volt	PART NUMBER
WHITE - Tractor (Cont'd)						
125						
Cummins 6-359	1992-91	Delco System	DR	105	12	7853N
140						
Cummins 6-359	1990-88	Delco System	DR	105	12	7853N
145						
Cummins 6-359	1992-91	Delco System	DR	105	12	7853N
170						
Cummins 6-505	1992-91	Delco System	DR	105	12	7853N
195						
Cummins 6-505	1992-91	Delco System	DR	105	12	7853N
2-105						
Perkins 6-354	1982-75	Models Cab (Delco)	DR	72	12	7186-3N
Perkins 6-354		Models w/o Cab (Delco)	DR	72	12	7186-3N
2-110						
Perkins 6-354	1988-82	Models Cab (Delco)	DR	72	12	7186-3N
Perkins 6-354		Models w/o Cab (Delco)	DR	72	12	7186-3N
2-135						
Hercules 6-478	1978	Models Cab (Delco)	DR	72	12	7186-3N
Hercules 6-478		Models w/o Cab (Delco)	DR	72	12	7186-3N
2-150						
White 6-585 Diesel	1977-75	Models Cab (Delco)	DR	72	12	7186-3N
White 6-585 Diesel		Models w/o Cab (Delco)	DR	72	12	7186-3N
2-155						
Hercules 6-478	1978	Models Cab (Delco)	DR	72	12	7186-3N
Hercules 6-478		Models w/o Cab (Delco)	DR	72	12	7186-3N
2-70						
Waukesha 283	1982-75	Models Cab (Delco)	DR	72	12	7186-3N
Waukesha 283		Models w/o Cab (Delco)	DR	72	12	7186-3N
2-85						
Perkins 6-354	1982-75	Models Cab (Delco)	DR	72	12	7186-3N
Perkins 6-354		Models w/o Cab (Delco)	DR	72	12	7186-3N
2-88						
Perkins 6-354	1988-83	Models Cab (Delco)	DR	72	12	7186-3N
Perkins 6-354		Models w/o Cab (Delco)	DR	72	12	7186-3N
4-150						
Caterpillar V8-636	1978-75	Models Cab (Delco)	DR	72	12	7186-3N
Caterpillar V8-636		Models w/o Cab (Delco)	DR	72	12	7186-3N
4-180						
Caterpillar V8-636	1978-75	Models Cab (Delco)	DR	72	12	7186-3N
Caterpillar V8-636		Models w/o Cab (Delco)	DR	72	12	7186-3N
4-225						
Caterpillar 3208	1986-83	33SI Delco, 135 Amp	DR	135	12	8083N
4-270						
Caterpillar 3306	1986-83	33SI Delco, 135 Amp	DR	135	12	8083N
60						
Cummins 4-239	1991-89	Delco System	DR	105	12	7853N

ALTERNATORS AND GENERATORS

ENGINE	YEAR	APPLICATION	Mfg	Amp	Volt	PART NUMBER
WHITE - Tractor (Cont'd)						
80						
Cummins 4-239	1991-89	Delco System	DR	105	12	7853N
WHITE (Cockshutt) - Tractor						
1555						
Gas or Diesel Engines	1975	All	DR	72	12	7186-3N
1655						
Gas or Diesel Engines	1975	All	DR	72	12	7186-3N
2255						
Cat. 3150	1974-70	All	DR	72	12	7186-3N
2655						
Gas or Diesel Engines	1974-70	All	DR	72	12	7186-3N
WHITE (Mpls Moline) - Tractor						
G-1055						
6-504 Diesel	1974-72	Delco System	DR	72	12	7186-3N
G-1355						
6-585 Diesel	1974-72	Delco System	DR	72	12	7186-3N
G-955						
6-451 Diesel Engine	1974-72	Delco System	DR	72	12	7186-3N
WHITE (Oliver) - Tractor						
1555						
232 Gas & Diesel	1975	Opt. Delco Alt.	DR	72	12	7186-3N
232 Gas & Diesel		Std. Delco Alt.	DR	72	12	7186-3N
1655						
283 Gas or Diesel	1975	Opt. Delco Alt.	DR	72	12	7186-3N
283 Gas or Diesel		Std. Delco Alt.	DR	72	12	7186-3N
2255						
Cat. 3150	1974-72	Std. Delco Alt.	DR	72	12	7186-3N
2655						
585 Diesel	1974-72	Std. Delco Alt.	DR	72	12	7186-3N
WILLMAR - Sprayer						
Xplorer 6200						
All Engines	2002-97	All	BO	120	12	12373N
Xplorer 6400						
All Engines	2002-97	All	BO	120	12	12373N
Eagle 8100						
Cummins Diesel	2007-03	DR, 19SI / 105A	DR	105	12	8098N
Cummins Diesel	2002-97	DR, 19SI / 105A	DR	105	12	8098N
Eagle 8200						
Cummins Diesel	2007-03	DR, 19SI / 105A	DR	105	12	8098N
Cummins Diesel	2002-97	DR, 19SI / 105A	DR	105	12	8098N
Eagle 8400						
Cummins Diesel	2007-03	DR, 19SI / 105A	DR	105	12	8098N

ALTERNATORS

ALTERNATORS AND GENERATORS

ENGINE	YEAR	APPLICATION	Mfg	Amp	Volt	PART NUMBER
WILLMAR - Sprayer (Cont'd)						
Eagle 8400 (Cont'd)						
Cummins Diesel	2002-97	DR, 19SI / 105A	DR	105	12	8098N
Eagle 8450						
Cummins Diesel	2007-05	DR, 19SI / 105A	DR	105	12	8098N
Cummins Diesel	2004-99	DR, 19SI / 105A	DR	105	12	8098N
Eagle 8500						
Cummins 6B, 5.9L Dsl.	2007-99	DR, 22SI / 130A	DR	130	12	8073N
Cummins Diesel	2004-99	DR, 19SI / 105A	DR	105	12	8098N
YALE - Lift Truck						
Various Models						
FE Engine	1985-	Mitsubishi System	MI	40	12	12138N
HA Engine	1992-	Mitsubishi System	MI	40	12	12138N
UA Engine	1980-	Hitachi System	MI	35	12	14194
UA Engine		Mitsubishi System	MI	35	12	14194
XA Engine	1992-	Mitsubishi System	MI	40	12	12138N
YANMAR - Engine Industrial						
1GM						
1 Cyl., 19.41ci, 0.318L						
Diesel	1984-80	2 Pin Regulator Hookup	HI	35	12	12109N
All Engines	1984-82	Hitachi System	HI	35	12	12109N
1GM10						
1 Cyl., 19.41ci, 0.318L						
Diesel	1982-	Hitachi 35 Amp (To S/N 3690)	HI	35	12	12109N
1GM10C						
1 Cyl., 19.41ci, 0.318L						
Diesel	1984-82	Hitachi 35 Amp Alternator	HI	35	12	12109N
1GM10L						
1 Cyl., 19.41ci, 0.318L						
Diesel	1982-	Hitachi 35 Amp (To S/N 3690)	HI	35	12	12109N
1GML						
1 Cyl., 19.41ci, 0.318L						
Diesel	1982-	Hitachi 35 Amp (To S/N 3690)	HI	35	12	12109N
1GMY						
1 Cyl., 19.41ci, 0.318L						
Diesel	1982-	Hitachi 35 Amp (To S/N 3690)	HI	35	12	12109N
2GM						
2 Cyl. Diesel						
All Engines	1984-80	2 Pin Regulator Hookup	HI	35	12	12109N
	1984-82	Hitachi System	HI	35	12	12109N
2GM20						
2 Cyl., 38.81ci, 0.636L						
Diesel	1982-	Hitachi 35 Amp Alternator	HI	35	12	12109N
2GMF						
2 Cyl. Diesel						
	1984-80	2 Pin Regulator Hookup	HI	35	12	12109N
2GMFL						
2 Cyl. Diesel						
	All	Hitachi 35 Amp Alternator	HI	35	12	12109N

ALTERNATORS AND GENERATORS

ENGINE	YEAR	APPLICATION	Mfg	Amp	Volt	PART NUMBER
YANMAR - Engine Industrial (Cont'd)						
2GMFY(E)-E						
2 Cyl. Diesel	All	Hitachi 35 Amp Alternator	HI	35	12	12109N
2GML						
2 Cyl. Diesel	All	Hitachi 35 Amp Alternator	HI	35	12	12109N
2GMYE-EC						
2 Cyl. Diesel	All	Hitachi 35 Amp Alternator	HI	35	12	12109N
2GMZ						
2 Cyl., 0.586L Diesel	All	2 Pin Regulator Hookup	HI	35	12	12109N
2QM15						
2 Cyl., 0.662L Diesel	1980-77	2 Pin Regulator Hookup	HI	35	12	12109N
2T72HL						
All Engines	1992-84	Hitachi System	HI	35	12	12288N
2TD						
2 Cyl. Diesel	1982-	Hitachi 35 Amp Alternator	HI	35	12	12109N
2TM						
2 Cyl. Diesel	1982-	Hitachi 35 Amp Alternator	HI	35	12	12109N
3GM						
3 Cyl. Diesel	1984-80	2 Pin Regulator Hookup	HI	35	12	12109N
All Engines	1984-82	Hitachi System	HI	35	12	12109N
3GMD						
3 Cyl. Diesel	1982-	2 Pin Regulator Hookup	HI	35	12	12109N
3GMF						
3 Cyl. Diesel	1982-	2 Pin Regulator Hookup	HI	35	12	12109N
3GMFY-E						
3 Cyl. Diesel	1982-	Standard Hitachi 35 Amp	HI	35	12	12109N
3GMLE						
3 Cyl. Diesel	1982-	Standard Hitachi 35 Amp	HI	35	12	12109N
3HM						
3 Cyl. Diesel	1984-80	2 Pin Regulator Hookup	HI	35	12	12109N
All Engines	1984-82	Hitachi System	HI	35	12	12109N
3HMF						
3 Cyl. Diesel	1984-80	2 Pin Regulator Hookup	HI	35	12	12109N
3JH2						
3 Cyl. Diesel	1999-91	Hitachi 35 Amp Alternator	HI	35	12	12109N
3JH3						
3 Cyl. Diesel	2003-99	Hitachi 35 Amp Alternator	HI	35	12	12109N
3JH3Z						
3 Cyl. Diesel	All	Hitachi 35 Amp Alternator	HI	35	12	12109N
3TD						
All Engines	All	Hitachi 35 Amp Alternator (12 Volt)	HI	35	12	12109N
3TM						
All Engines	All	Hitachi 35 Amp Alternator (12 Volt)	HI	35	12	12109N
3TNE84						
3 Cyl. Diesel	All	Hitachi 40 Amp Alternator	HI	40	12	12112N

ALTERNATORS

ALTERNATORS AND GENERATORS

ENGINE	YEAR	APPLICATION	Mfg	Amp	Volt	PART NUMBER
YANMAR - Engine Industrial (Cont'd)						
3TNE88						
3 Cyl. Diesel	All	Hitachi 40 Amp Alternator	HI	40	12	12112N
4GM						
4 Cyl. Diesel	1985-	Hitachi 35 Amp Alternator	HI	35	12	12109N
4JH						
4 Cyl. Diesel	1982-	Hitachi 35 Amp Alternator	HI	35	12	12109N
4JH2L-HTNE						
4 Cyl. Diesel	1988-	Hitachi 35 Amp Alternator	HI	35	12	12109N
4JH2L-TNE						
4 Cyl. Diesel	1988-	Hitachi 35 Amp Alternator	HI	35	12	12109N
4JH3						
4 Cyl. Diesel	2003-94	Hitachi 35 Amp Alternator	HI	35	12	12109N
4JH3ZA						
4 Cyl. Diesel	2003-94	Hitachi 35 Amp Alternator	HI	35	12	12109N
4JH-HT						
4 Cyl. Diesel	1982-	Hitachi 35 Amp Alternator	HI	35	12	12109N
4JH-HT-Z						
4 Cyl. Diesel	1982-	Hitachi 35 Amp Alternator	HI	35	12	12109N
4JH-T						
4 Cyl. Diesel	1982-	Hitachi 35 Amp Alternator	HI	35	12	12109N
4JH-TZ						
4 Cyl. Diesel	1982-	Hitachi 35 Amp Alternator	HI	35	12	12109N
4JHZ						
4 Cyl. Diesel	All	Hitachi 35 Amp Alternator	HI	35	12	12109N
4TD						
4 Cyl. Diesel	1982-	Hitachi 35 Amp Alternator	HI	35	12	12109N
4TM						
4 Cyl. Diesel	1982-	Hitachi 35 Amp Alternator	HI	35	12	12109N
4TNE84						
4 Cyl., 1.995L Diesel	1989-	Hitachi 40 Amp Alternator	HI	40	12	12112N
4TNE88						
4 Cyl., 2.190L Diesel	1989-	Hitachi 40 Amp Alternator	HI	40	12	12112N
KM2A						
All Engines	All	Hitachi 35 Amp (Earlier)	HI	35	12	12109N
KM2P						
All Engines	All	Hitachi 35 Amp (Earlier)	HI	35	12	12109N
KM3V						
All Engines	All	Hitachi 35 Amp (Earlier)	HI	35	12	12109N
Y-5M						
All Engines	All	Hitachi 35 Amp (Earlier)	HI	35	12	12109N
YANMAR - Tractor						
Various Models						
3TNA72 Engine	1988-	Denso System	ND	40	12	12188N

ALTERNATORS AND GENERATORS

ENGINE	YEAR	APPLICATION	Mfg	Amp	Volt	PART NUMBER
YANMAR - Tractor (Cont'd)						
Various Models (Cont'd)						
Diesel Engines	1996-	Hitachi System	HI	40	12	12112N
YM4000						
4T90L Engine	1981-	Hitachi System	HI	35	12	14231N
YM4500						
4T90L Engine	1981-	Hitachi System	HI	35	12	14231N
YM5000						
4T90L Engine	1981-	Hitachi System	HI	35	12	14231N
YM6000						
4T95 Engine	1986-	Hitachi System	HI	35	12	14231N

ALTERNATORS

STARTERS

ENGINE	YEAR	APPLICATION	Mfg	Type	Volt	PART NUMBER
ABG (Allg Baumasch Gesellsch) - Tractor						
Alexander 126						
F3L912 Deutz Diesel	1976-68	All	BO	DD	12	17075N
Alexander 126H						
F3L912 Deutz Diesel	1991-83	Direct Drive	BO	DD	12	17075N
F3L912 Deutz Diesel		Gear Reduction	BO	PLGR	12	18232N
F3L912 Deutz Diesel	1982-76	Direct Drive	BO	DD	12	17075N
Alexander 128						
F4L912 Deutz Diesel	1991-83	All	BO	DD	12	17075N
F4L912 Deutz Diesel		Direct Drive	BO	DD	12	17075N
F4L912 Deutz Diesel		Gear Reduction	BO	PLGR	12	18232N
F4L912 Deutz Diesel	1982-76	All	BO	DD	12	17075N
Alexander 128G						
F4L912 Deutz Diesel	1991-83	All	BO	DD	12	17075N
F4L912 Deutz Diesel		Direct Drive	BO	DD	12	17075N
F4L912 Deutz Diesel		Gear Reduction	BO	PLGR	12	18232N
F4L912 Deutz Diesel	1982-76	All	BO	DD	12	17075N
BV 590						
F4L912 Deutz Diesel	1980-69	All	BO	DD	12	17075N
MAW 172						
F4L912 Deutz Diesel	1980-69	All	BO	DD	12	17075N
MAW 172S						
F4L912 Deutz Diesel	1980-69	All	BO	DD	12	17075N
MAW 173						
F4L912 Deutz Diesel	1980-69	All	BO	DD	12	17075N
MAW 173S						
F4L912 Deutz Diesel	1980-69	All	BO	DD	12	17075N
Puma 168						
F3L912 Deutz Diesel	1991-83	All	BO	DD	12	17075N
F3L912 Deutz Diesel		Direct Drive	BO	DD	12	17075N
F3L912 Deutz Diesel		Gear Reduction	BO	PLGR	12	18232N
F3L912 Deutz Diesel	1982-76	All	BO	DD	12	17075N
Puma 168A						
F3L912 Deutz Diesel	1991-83	All	BO	DD	12	17075N
F3L912 Deutz Diesel		Direct Drive	BO	DD	12	17075N
F3L912 Deutz Diesel		Gear Reduction	BO	PLGR	12	18232N
F3L912 Deutz Diesel	1982-76	All	BO	DD	12	17075N
Puma 177						
F6L912 Deutz Diesel	1991-83	All	BO	DD	12	17075N
F6L912 Deutz Diesel		Direct Drive	BO	DD	12	17075N
F6L912 Deutz Diesel		Gear Reduction	BO	PLGR	12	18232N
F6L912 Deutz Diesel	1982-76	All	BO	DD	12	17075N
Puma 177V						
F6L912 Deutz Diesel	1991-83	All	BO	DD	12	17075N
F6L912 Deutz Diesel		Direct Drive	BO	DD	12	17075N
F6L912 Deutz Diesel		Gear Reduction	BO	PLGR	12	18232N
F6L912 Deutz Diesel	1982-76	All	BO	DD	12	17075N
Puma 177VS						
F6L912 Deutz Diesel	1991-83	All	BO	DD	12	17075N
F6L912 Deutz Diesel		Direct Drive	BO	DD	12	17075N
F6L912 Deutz Diesel		Gear Reduction	BO	PLGR	12	18232N

STARTERS

ENGINE	YEAR	APPLICATION	Mfg	Type	Volt	PART NUMBER
ABG (Allg Baumasch Gesellsch) - Tractor (Cont'd)						
Puma 177VS (Cont'd)						
F6L912 Deutz Diesel	1982-76	All	BO	DD	12	17075N
Puma 178						
F6L912 Deutz Diesel	1991-83	All	BO	DD	12	17075N
F6L912 Deutz Diesel		Direct Drive	BO	DD	12	17075N
F6L912 Deutz Diesel		Gear Reduction	BO	PLGR	12	18232N
F6L912 Deutz Diesel	1982-76	All	BO	DD	12	17075N
SAW 186						
BF6L913 Deutz	1991-76	All	BO	DD	24	17073N
SF 213						
BF6L913 Deutz	1991-76	All	BO	DD	24	17073N
BF6L913 Deutz		Iskra	BO	DD	12	17075N
Titan 211						
F3L912 Deutz Diesel	1975-68	Direct Drive	BO	DD	24	17073N
F3L912 Deutz Diesel		Gear Reduction	BO	PLGR	24	18958N
Titan 300						
F6L912 Deutz Diesel	1971-67	All	BO	DD	12	17075N
Titan 360						
F4L912 Deutz Diesel	1991-72	Direct Drive	BO	DD	24	17073N
F4L912 Deutz Diesel		Gear Reduction	BO	PLGR	24	18958N
TITAN_350S						
F4L912 Deutz Diesel	1991-88	Gear Reduction	BO	PLGR	24	18958N
F4L912 Deutz Diesel	1991-71	Direct Drive	BO	DD	24	17073N
TITAN_410S						
BF6L912 Deutz Diesel	1991-72	Direct Drive	BO	DD	24	17073N
BF6L912 Deutz Diesel		Gear Reduction	BO	PLGR	24	18958N
VAS 512						
F3L912 Deutz Diesel	1980-69	All	BO	DD	12	17075N
WZ 172						
F4L912 Deutz Diesel	1980-69	All	BO	DD	12	17075N
WZ 172S						
F4L912 Deutz Diesel	1980-69	All	BO	DD	12	17075N
ADAMS DIVISION - Motor Grader						
220						
DD 3-53	1962	Delco System, 30MT	DR	37MT	12	6380N-PT
AGCO - Agricultural Tractor						
AGCO 5650						
Same 3-183 Dsl.	1996-94	Lucas DD, 12V / 10T	LU	DD	12	17653N
AGCO 5660						
Same 3-183 Dsl.	1996-94	Lucas DD, 12V / 10T	LU	DD	12	17653N
AGCO ALLIS - Tractor						
4650						
3-190 (983L) Same Diesel	1997-91	Bosch System	BO	DD	12	17114N

STARTERS

STARTERS

ENGINE	YEAR	APPLICATION	Mfg	Type	Volt	PART NUMBER
AGCO ALLIS - Tractor (Cont'd)						
5650						
3-183 Same Diesel	2000-94	Lucas System	LU	DD	12	17653N
5660						
3-183 Same Diesel	2000-94	Lucas System	LU	DD	12	17653N
8745						
4-268 AGCO (Sisu) Dsl	2000-98	Lucas System	LU	DD	12	17649N
8765						
4-268 AGCO (Sisu) Dsl	2000-98	Lucas System	LU	DD	12	17649N
8775						
6-402 AGCO (Sisu) Dsl	2000-98	Lucas System	LU	DD	12	17649N
8785						
6-402 AGCO (Sisu) Dsl	2000-98	Lucas System	LU	DD	12	17649N
AGCO GLEANER - Combine						
F3						
433 Diesel	1987-86	Lucas System	LU	DD	12	17648N
R60						
Deutz 8-817	1991-87	Delco 42MT	DR	42MT	12	6371N
R70						
Deutz BF8L513	1991-87	Delco 42MT	DR	42MT	12	6371N
R72						
Cummins M-11	2002-96	Delco System (w/Jump Start Protection)	DR	42MT	12	6513N
AGCO SPRA COUPE - Sprayer						
3440						
Perkins 4 Cyl. Diesel	2003-98	Denso System	ND	OSGR	12	17458N
3640						
Perkins 4 Cyl. Diesel	2003-98	Denso System	ND	OSGR	12	17458N
4440						
Perkins 4 Cyl. Diesel	2003-98	Denso System	ND	OSGR	12	17458N
4640						
Perkins 4 Cyl. Diesel	2003-98	Denso System	ND	OSGR	12	17458N
AGCO WHITE - Tractor						
6124						
Cummins 6-359	1997-94	Delco System	DR	OSGR	12	6589N
6125						
Cummins 6-359	1997-93	Delco System	DR	OSGR	12	6589N
6144						
Cummins 6-359	1997-94	Delco System	DR	OSGR	12	6589N
6145						
Cummins 6-359	1997-93	Delco System	DR	OSGR	12	6589N
6410						
Cummins 3.9L	2000-98	Lucas System	LU	DD	12	17649N

STARTERS

ENGINE	YEAR	APPLICATION	Mfg	Type	Volt	PART NUMBER
AGCO WHITE - Tractor (Cont'd)						
6510						
Cummins 3.9L	2000-98	Lucas System	LU	DD	12	17649N
6710						
Cummins 6-359	2000-98	Lucas System	LU	DD	12	17649N
6810						
Cummins 6-359	2000-98	Lucas System	LU	DD	12	17649N
8310						
Cummins 6-359	2000-98	Delco System	DR	OSGR	12	6589N
8410						
Cummins 6-359	2000-98	Delco System	DR	OSGR	12	6589N
AIFO - Engine Industrial						
8031						
2.8L - 2750cc Dsl	1983-79	Tag #8031-04-300 (IDensoustrial)	BO	DD	12	17093N
2.8L - 2750cc Dsl		Tag #8031-04-300 (IDensoustrial)	BO	DD	24	18031N
2.8L - 2751cc Diesel		Bosch System (12V)	BO	DD	12	18029N
2.8L - 2751cc Diesel		Bosch System (24V)	BO	DD	24	18031N
8035						
2.6L - 2591cc Diesel	1983-73	Bosch System (12V)	BO	DD	12	17093N
2.6L - 2591cc Diesel		Bosch System (24V)	BO	DD	24	18031N
2.6L - 2591cc Dsl		Tag #8035-02-300 (IDensoustrial)	BO	DD	12	17093N
2.6L - 2591cc Dsl		Tag #8035-02-300 (IDensoustrial)	BO	DD	24	18031N
8041						
3.5L - 3450cc Dsl	1981-74	Tag #8041-02-310 (Inboard)	BO	DD	12	17093N
3.5L - 3450cc Dsl		Tag #8041-02-310 (Inboard)	BO	DD	24	18031N
3.5L - 3451cc Diesel	1981-79	Bosch System (24V)	BO	DD	24	18031N
3.5L - 3451cc Diesel	1981-73	Bosch System (12V)	BO	DD	12	17093N
3.5L - 3451cc Diesel	1978-73	Bosch System (24V)	BO	DD	24	18031N
3.7L - 3660cc Dsl	1983-79	Tag #8041-04-250 (IDensoustrial)	BO	DD	12	17093N
3.7L - 3660cc Dsl		Tag #8041-04-250 (IDensoustrial)	BO	DD	24	18031N
3.7L - 3660cc Dsl		Tag #8041-04-300 (IDensoustrial)	BO	DD	12	18029N
3.7L - 3660cc Dsl		Tag #8041-04-300 (IDensoustrial)	BO	DD	24	18031N
3.7L - 3660cc Dsl	1981-79	Tag #8041-04-200 (IDensoustrial)	BO	DD	12	17093N
3.7L - 3660cc Dsl		Tag #8041-04-200 (IDensoustrial)	BO	DD	24	18031N
3.7L - 3661cc Diesel	1983-81	Bosch System (12V)	BO	DD	12	18029N
3.7L - 3661cc Diesel	1983-79	Bosch System (24V)	BO	DD	24	18031N
3.7L - 3661cc Diesel	1981-80	Bosch System (12V)	BO	DD	12	18029N
3.7L - 3661cc Diesel	1979	Bosch System (12V)	BO	DD	12	17093N
8045						
3.5L - 3450cc Dsl	1981-73	Tag #8045-02-285 (IDensoustrial)	BO	DD	12	17093N
3.5L - 3450cc Dsl		Tag #8045-02-285 (IDensoustrial)	BO	DD	24	18031N
3.5L - 3450cc Dsl		Tag #8045-02-300 (IDensoustrial)	BO	DD	12	17093N
3.5L - 3450cc Dsl		Tag #8045-02-300 (IDensoustrial)	BO	DD	24	18031N
3.5L - 3451cc Diesel		Bosch System (12V)	BO	DD	12	17093N
3.5L - 3451cc Diesel		Bosch System (24V)	BO	DD	24	18031N
8060						
5.2L - 5190cc Dsl	1981-73	Tag #8060-02-800 (Marine)	BO	DD	12	18029N
5.2L - 5190cc Dsl		Tag #8060-02-800 (Marine)	BO	DD	24	18030N
5.2L - 5190cc Dsl		Tag #8060-02-811 (IDensoustrial)	BO	DD	12	18029N
5.2L - 5190cc Dsl		Tag #8060-02-811 (IDensoustrial)	BO	DD	24	18030N
5.2L - 5191cc Diesel		Bosch System (12V)	BO	DD	12	18029N
5.2L - 5191cc Diesel		Bosch System (24V)	BO	DD	24	18030N

STARTERS

STARTERS

ENGINE	YEAR	APPLICATION	Mfg	Type	Volt	PART NUMBER
AIFO - Engine Industrial (Cont'd)						
8061						
5.5L - 5500cc Diesel	1983-80	Bosch System (12V)	BO	DD	12	18029N
5.5L - 5500cc Diesel		Bosch System (24V)	BO	DD	24	18030N
5.5L - 5500cc Diesel	1979	Bosch System (12V)	BO	DD	12	18029N
5.5L - 5500cc Diesel		Bosch System (24V)	BO	DD	24	18030N
5.5L - 5550cc Dsl	1983-81	Tag #8061-04-061 (IDensoustrial)	BO	DD	12	18029N
5.5L - 5550cc Dsl		Tag #8061-04-061 (IDensoustrial)	BO	DD	24	18030N
5.5L - 5550cc Dsl	1983-79	Tag #8061-04-000 (IDensoustrial)	BO	DD	12	18029N
5.5L - 5550cc Dsl		Tag #8061-04-000 (IDensoustrial)	BO	DD	24	18030N
5.5L - 5550cc Dsl	1983-78	Tag #8061-04-050 (Marine)	BO	DD	12	18029N
5.5L - 5550cc Dsl		Tag #8061-04-050 (Marine)	BO	DD	24	18030N
5.5L - 5550cc Dsl		Tag #8061-04-051 (Marine)	BO	DD	12	18029N
5.5L - 5550cc Dsl		Tag #8061-04-051 (Marine)	BO	DD	24	18030N
5.5L - 5550cc Dsl		Tag #8061-04-060 (IDensoustrial)	BO	DD	12	18029N
5.5L - 5550cc Dsl		Tag #8061-04-060 (IDensoustrial)	BO	DD	24	18030N
8065						
5.2L - 5190cc Dsl	1981-73	Tag #8065-02-000 (IDensoustrial)	BO	DD	12	18029N
5.2L - 5190cc Dsl		Tag #8065-02-000 (IDensoustrial)	BO	DD	24	18030N
5.2L - 5191cc Diesel	1980-73	Bosch System (12V)	BO	DD	12	18029N
5.2L - 5191cc Diesel		Bosch System (24V)	BO	DD	24	18030N
8141						
2.4L - 2445cc Diesel	1983-72	Bosch System (Std.)	BO	DD	12	17093N
2.4L - 2445cc Diesel	1981-78	Bosch System (Std.)	BO	DD	12	18461N
2.4L - 2445cc Dsl	1983-82	Tag #8141-61-200 (Marine)	BO	DD	12	17093N
2.4L - 2445cc Dsl		Tag #8141-61-200 (Marine)	BO	DD	12	18461N
8360						
8.1L, 8080cc Diesel	1983-78	Tag #8360-05-200 (IDensoustrial)	BO	DD	24	18033N
8.1L, 8110cc Diesel	1983-80	Bosch System (24V)	BO	DD	24	18033N
8361						
8.1L, 8110cc Diesel	1979-78	Bosch System (24V)	BO	DD	24	18033N
8.1L, 8080cc Diesel	1983-78	Tag #8361-05-500 (IDensoustrial)	BO	DD	24	18033N
8.1L, 8080cc Diesel		Tag #8361-05-530 (Marine)	BO	DD	24	18033N
8.1L, 8080cc Diesel		Tag #8361-25-500 (IDensoustrial)	BO	DD	24	18033N
8.1L, 8110cc Diesel		1983-80	Bosch System (24V)	BO	DD	24
CO 31						
4.9L - 4940cc Dsl	1981-71	IDensoustrial Engine	BO	DD	24	18032N
5.4L - 5410cc Dsl		IDensoustrial Engine	BO	DD	24	18032N
5.4L - 5410cc Dsl		Marine Engine	BO	DD	24	18032N
CO Models						
4.9L - 4941cc Diesel	1981-71	Bosch System (24V)	BO	DD	24	18032N
5.4L - 5410cc Diesel		Bosch System (24V)	BO	DD	24	18032N
CP 31						
7.4L, 7410cc Diesel	1981-71	IDensoustrial Engine	BO	DD	24	18032N
CP Models						
7.4L, 7411cc Diesel	1981-71	Bosch System (24V)	BO	DD	24	18032N
ALLIS CHALMERS - Agricultural Tractor						
180						
6-301 Diesel	1973-68	Delco System	DR	DD	12	3942N
6-301 Diesel		Lucas System	LU	DD	12	17648N

STARTERS

ENGINE	YEAR	APPLICATION	Mfg	Type	Volt	PART NUMBER
ALLIS CHALMERS - Agricultural Tractor (Cont'd)						
185						
6-301 Diesel	1981-70	Delco System	DR	DD	12	3942N
6-301 Diesel		Lucas System	LU	DD	12	17648N
190						
6-301 Diesel	1972-64	Delco System	DR	DD	12	3942N
200						
6-301 Diesel	1975-72	Lucas System	LU	DD	12	17648N
5045						
3-158 Fiat Diesel	1983-81	Bosch System	BO	DD	12	17093N
3-158 Fiat Diesel		Marelli System	BO	DD	12	17093N
3-158 Fiat Diesel		Marelli System	BO	DD	12	18029N
5050						
3-168 Fiat Diesel	1983-77	Bosch System	BO	DD	12	17093N
3-168 Fiat Diesel		Marelli System	BO	DD	12	17093N
3-168 Fiat Diesel		Marelli System	BO	DD	12	18029N
6060						
4-200 Diesel	1984-80	Lucas System	LU	DD	12	17648N
6070						
4-200 Diesel	1985-84	Lucas System	LU	DD	12	17648N
6080						
4-200 Diesel	1986-80	Lucas System	LU	DD	12	17648N
7000						
6-301 Diesel	1979-75	Delco System	DR	DD	12	3942N
7000 Engine	1964-60	L.H. Mounting	DR	DD	24	3745N
7000 Engine		R.H. Mounting	DR	DD	24	3745N
7010						
6-301 Diesel	1981-80	Delco System	DR	DD	12	3942N
7020						
6-301 Diesel	1981-78	Delco System	DR	DD	12	3942N
8010						
6-301 Diesel	1985-82	Delco System	DR	DD	12	3942N
6-301 Diesel		Lucas System	LU	DD	12	17648N
ED-40						
4 Cyl. 138 Diesel	1964-	Lucas System	LU	DD	12	16664N
4-138 Diesel	1968-61	Lucas System	LU	DD	12	16664N
G						
6-301 Diesel	1972-67	Dry Clutch	DR	DD	12	3942N
T-16 Sugar Babe						
3500 Diesel	1965	Delco System	DR	DD	24	3745N
7000 Diesel	1964-62	Delco System	DR	DD	24	3745N
ALLIS CHALMERS - Combine						
F						
6-301 Diesel	1974-67	Dry Clutch	DR	DD	12	3942N
L						
6-301 Diesel	1972	Dry Clutch	DR	DD	12	3942N

STARTERS

STARTERS

ENGINE	YEAR	APPLICATION	Mfg	Type	Volt	PART NUMBER
ALLIS CHALMERS - Combine (Cont'd)						
M						
6-301 Diesel	1974-73	Dry Clutch	DR	DD	12	3942N
ALLIS CHALMERS - Crawler Tractor						
HD-12						
11000 Allis Diesel	1973-70	40MT, 24V / 11T	DR	DD	24	3745N
ALLIS CHALMERS - Crawlers						
650						
2200 Engine	1974-71	Delco System	DR	OSGR	12	6573N
652						
2200 Engine	1974-71	Delco System	DR	OSGR	12	6573N
653						
2200 Engine	1974-71	Delco System	DR	OSGR	12	6573N
HD-11						
11000 Diesel	1970-60	Delco System	DR	DD	24	3745N
HD-11DD						
11000 Diesel	1973-71	Delco System	DR	DD	24	3745N
HD-11PD						
11000 Diesel	1973-71	Delco System	DR	DD	24	3745N
HD-11PS						
11000 Diesel	1973-71	Delco System	DR	DD	24	3745N
HD-16						
16000 Diesel	1972-68	Delco System	DR	DD	24	3745N
16000 Diesel	1972-60	Delco System	DR	50MT	24	4930N
HD-16DD						
16000 Diesel	1973	Delco System	DR	DD	24	3745N
16000 Diesel		Delco System	DR	50MT	24	4930N
HD-16DP						
16000 Diesel	1972-68	Delco System	DR	DD	24	3745N
16000 Diesel		Delco System	DR	50MT	24	4930N
HD-16P						
16000 Diesel	1970-69	Delco System	DR	DD	24	3745N
16000 Diesel		Delco System	DR	50MT	24	4930N
HD-16PS						
16000 Diesel	1973	Delco System	DR	DD	24	3745N
16000 Diesel		Delco System	DR	50MT	24	4930N
HD-21						
21000 Diesel	1973-68	Delco System	DR	DD	24	3745N
21000 Diesel	1973-60	Delco System	DR	50MT	24	4930N
HD-21G						
21000 Diesel	1973-68	Delco System	DR	50MT	24	4930N
21000 Diesel	1970-68	Delco System	DR	DD	24	3745N
HD-4						
2200 Diesel	1969-65	Delco System	DR	OSGR	12	6573N

STARTERS

ENGINE	YEAR	APPLICATION	Mfg	Type	Volt	PART NUMBER
ALLIS CHALMERS - Crawlers (Cont'd)						
HD-41						
VT-1710 Cummins	1973-70	50 MT, 24 Volt	DR	50MT	24	4930N
HD-6						
6000 Diesel	1973-60	Delco System	DR	DD	24	3745N
HD-7						
7000 Diesel	1969-60	Delco System	DR	DD	24	3745N
HD-76B						
3500 Diesel	1972-70	Delco System	DR	DD	24	3745N
HD-7B						
3500 Diesel	1970	Delco System	DR	DD	24	3745N
HD-7G						
7000 Diesel	1968	Delco System	DR	DD	24	3745N
ALLIS CHALMERS - Dozer						
D30						
11000 Diesel	1966-64	Delco System	DR	DD	24	3745N
D40						
21000 Diesel	1966-64	Delco System	DR	DD	24	3745N
D555						
25000 Diesel	1965-64	Delco System	DR	DD	24	3745N
ALLIS CHALMERS - Generator						
Various						
11000 Diesel Engine	1978-75	Delco System	DR	DD	24	3745N
11000 Diesel Engine	1971-65	Delco System	DR	DD	24	3745N
16000 Diesel Engine	1964-60	Left-HaDenso Mount	DR	DD	24	3745N
16000 Diesel Engine		Right-HaDenso Mount	DR	DD	24	3745N
17000 Diesel Engine	1978-75	Delco System	DR	DD	24	3745N
21000 Diesel Engine		Delco System	DR	DD	24	3745N
21000 Diesel Engine	1964-60	Left-HaDenso Mount	DR	DD	24	3745N
21000 Diesel Engine		Right-HaDenso Mount	DR	DD	24	3745N
21000H Diesel Engine	1971-65	Delco System	DR	DD	24	3745N
25000 Diesel Engine	1978-65	Delco System	DR	DD	24	3745N
ALLIS CHALMERS - Grader						
45						
11000 Diesel	1961-60	Delco System	DR	DD	24	3745N
ADS-516	1961-58	Delco System	DR	DD	24	3745N
M100						
10000 / 11000 Diesel	1973-62	Delco System	DR	DD	24	3745N
M60						
6000 Diesel	1964-62	Delco System	DR	DD	24	3745N
M65						
262 Diesel	1973-71	Delco System	DR	DD	12	4971N
M70						
7000 Diesel	1964-63	Delco System	DR	DD	24	3745N

STARTERS

STARTERS

ENGINE	YEAR	APPLICATION	Mfg	Type	Volt	PART NUMBER
ALLIS CHALMERS - Grader (Cont'd)						
TS460						
10 / 11000 Diesel	1973-62	Delco System	DR	DD	24	3745N
ALLIS CHALMERS - Industrial Tractor						
I-900						
2800 Diesel	1969-67	Delco System	DR	DD	12	3942N
I-918						
2800 Diesel	1969-67	Delco System	DR	DD	12	3942N
2900 Diesel	1972-70	Delco System	DR	DD	12	3942N
ALLIS CHALMERS - Lift Truck						
700						
Perkins 4-203 Diesel	1979-74	Delco System	DR	OSGR	12	6572N
Perkins 4-203 Gas	1979	Delco System	DR	OSGR	12	6572N
Perkins 4-236 Diesel	1974-72	Delco System	DR	OSGR	12	6572N
705C						
Perkins Gas & Diesel En- gines	1981-79	Delco System	DR	OSGR	12	6572N
706C						
Perkins 4-203 Gas	1982-80	Delco System	DR	OSGR	12	6572N
Perkins 4-236 Diesel		Delco System	DR	OSGR	12	6572N
800						
Perkins 4-203 Diesel	1974	Delco System	DR	OSGR	12	6572N
Perkins 4-236 Diesel	1974-72	Delco System	DR	OSGR	12	6572N
AC-C 20 / 25 / 30						
Continental F-135	1980-74	Delco System	DR	DD	12	4046N
Continental F-163	1986-81	Dry Clutch	DR	DD	12	4046N
AC-C 35 / 40 / 45 / 50 / 55						
Continental F-163	1986-75	Dry Clutch	DR	DD	12	4046N
D-175 Diesel	1973	Dry Clutch	DR	OSGR	12	6584N
AC-C 60 / 70 / 80 / 100 / 120						
Continental F-245	1981-75	Dry Clutch	DR	DD	12	4046N
AC-C 60C / 70C / 100C						
Continental F-245	1981-75	Dry Clutch	DR	DD	12	4046N
AC-C 60D / 70D / 80D / 100D / 120D						
Wauk. VRD-220 Diesel	1985-84	Dry Clutch	DR	OSGR	12	6575N
Wauk. VRD-220 Diesel	1983-82	Dry Clutch	DR	OSGR	12	6575N
AC-P 100D						
Wauk. VRD-220 Diesel	1985-84	Dry Clutch	DR	OSGR	12	6575N
Wauk. VRD-220 Diesel	1983-82	Dry Clutch	DR	OSGR	12	6575N
AC-P 110						
Continental F-245	1981-79	Dry Clutch	DR	DD	12	4046N
AC-P 130						
Continental F-245	1981-79	Dry Clutch	DR	DD	12	4046N
AC-P 150						
Continental F-245	1981-79	Dry Clutch	DR	DD	12	4046N

STARTERS

ENGINE	YEAR	APPLICATION	Mfg	Type	Volt	PART NUMBER
ALLIS CHALMERS - Lift Truck (Cont'd)						
AC-P 20 / 25 / 30						
Continental F-135	1980-74	Dry Clutch	DR	DD	12	4046N
Continental F-163	1985-81	Dry Clutch	DR	DD	12	4046N
AC-P 40 / 50						
Continental F-163	1985-75	Dry Clutch	DR	DD	12	4046N
AC-P 60 / 70 / 80						
Continental F-245	1981-75	Dry Clutch	DR	DD	12	4046N
AC-P 60D / 70D / 80D						
Wauk. VRD-220 Diesel	1985-84	Dry Clutch	DR	OSGR	12	6575N
Wauk. VRD-220 Diesel	1983-82	Dry Clutch	DR	OSGR	12	6575N
AC-S 100 / 120						
Continental F-245	1981-75	Dry Clutch	DR	DD	12	4046N
AC-S 70						
Continental F-163	1985-79	Dry Clutch	DR	DD	12	4046N
All Models (Mitsubishi Engine)						
Gas Engines	1978-	Mitsubishi System	MI	DD	12	16793
FD-100 / FD-120						
D-262 Diesel	1973-67	Dry Clutch	DR	OSGR	12	6584N
FD-30						
D-175 Diesel	1973-64	Dry Clutch	DR	OSGR	12	6584N
FD-40 / FD-50						
D-175 Diesel	1973-64	Dry Clutch	DR	OSGR	12	6584N
FD-60 / FD-70 / FD-80						
D-262 Diesel	1973-64	Dry Clutch	DR	OSGR	12	6584N
FP-40 / FP-50						
D-175 Diesel	1973	Dry Clutch	DR	OSGR	12	6584N
FPD-40 / FPD-50						
D-175 Diesel	1972-64	Dry Clutch	DR	OSGR	12	6584N
FPD-60 / FPD-70 / FPD-80						
D-262 Diesel	1972-64	Dry Clutch	DR	OSGR	12	6584N
ALLIS CHALMERS - Loader						
545						
2900 Diesel	1972	Delco System	DR	DD	12	3942N
605B						
2900 Diesel	1972	Delco System	DR	DD	12	3942N
640						
4-203 Perkins	1986-84	Delco System	DR	OSGR	12	6572N
4-203 Perkins	1983-81	Delco System	DR	OSGR	12	6572N
645B						
3500 Diesel	1972	Delco System	DR	DD	24	3745N
714B						
4-236 Perkins	1985-80	Delco System	DR	OSGR	12	6572N
715						
4-236 Perkins	1979-72	Delco System	DR	OSGR	12	6572N

STARTERS

STARTERS

ENGINE	YEAR	APPLICATION	Mfg	Type	Volt	PART NUMBER
ALLIS CHALMERS - Loader (Cont'd)						
715B						
4-236 Perkins	1982-80	Delco System	DR	OSGR	12	6572N
Perkins 4-236		Delco System	DR	OSGR	12	6572N
745 / 745H / 745L						
11000 Engine	1972	Delco System	DR	DD	24	3745N
11000 Engine	1971-67	Delco System	DR	DD	24	3745N
816						
248 Diesel	1980-70	Delco System	DR	DD	12	6410N-PT
840						
248 Diesel	1972-70	Delco System	DR	DD	12	6410N-PT
433 / 649 Diesel	1983-70	Lucas System	LU	DD	12	17648N
433 / 649 Diesel		Lucas System	LU	DD	12	17649N
940						
2900 Diesel	1972	Delco System	DR	DD	12	3942N
433 / 649 Diesel	1983-70	Lucas System	LU	DD	12	17648N
433 / 649 Diesel		Lucas System	LU	DD	12	17649N
945						
25000 Allis Dsl.	1986-85	42MT, 24 Volt	DR	42MT	24	6370N
25000 Diesel	1986-74	Delco System	DR	DD	24	3745N
25000 Diesel	1973	Delco System	DR	DD	24	3745N
HD-12G						
11000 Diesel	1973-68	Delco System	DR	DD	24	3745N
HD-6G						
6000 Diesel	1973-69	Delco System	DR	DD	24	3745N
HD-7GB						
3500 Diesel	1973-69	Delco System	DR	DD	24	3745N
ALLIS CHALMERS - Loader - Backhoe						
12G B						
11000 Allis Diesel	1973	40MT, 24V / 11T	DR	DD	24	3745N
6G						
6000 Allis Diesel	1973	40MT, 24V / 11T	DR	DD	24	3745N
TL745B						
11000 Allis Diesel	1972	40MT, 24V / 11T	DR	DD	24	3745N
TL745H						
11000 Allis Diesel	1972-68	40MT, 24V / 11T	DR	DD	24	3745N
TL745L						
685T 516ci Diesel	1970-68	40MT, 24V / 11T	DR	DD	24	3745N
ALLIS CHALMERS - Motor Grader						
M120						
Various	1974-62	40MT, 24V / 11T	DR	DD	24	3745N
M200						
Various	1974-62	40MT, 24V / 11T	DR	DD	24	3745N
M45						
All Engines	1961-59	40MT, 24V / 11T	DR	DD	24	3745N

STARTERS

ENGINE	YEAR	APPLICATION	Mfg	Type	Volt	PART NUMBER
ALLIS CHALMERS - Power Unit						
10000						
Diesel Engines	1971-60	L.H. Mounting	DR	DD	24	3745N
Diesel Engines		L.H. Mounting	DR	DD	12	3974N
Diesel Engines		R.H. Mounting	DR	DD	24	3745N
Diesel Engines		R.H. Mounting	DR	DD	12	3974N
11000						
Diesel Engines	1981-75	Delco System	DR	DD	24	3745N
Diesel Engines	1971-60	L.H. Mounting	DR	DD	24	3745N
Diesel Engines		L.H. Mounting	DR	DD	12	3974N
Diesel Engines		R.H. Mounting	DR	DD	24	3745N
Diesel Engines		R.H. Mounting	DR	DD	12	3974N
16000						
Diesel Engines	1971-61	L.H. Mounting	DR	DD	24	3745N
Diesel Engines		R.H. Mounting	DR	DD	24	3745N
16000H						
Allis Diesel	1971-63	40MT, 24V / 11T	DR	DD	24	3745N
17000						
Diesel Engines	1979-72	Delco System	DR	DD	24	3745N
21000						
Diesel Engines	1978-72	Delco System	DR	DD	24	3745N
Diesel Engines	1971-61	L.H. Mounting	DR	DD	24	3745N
Diesel Engines		R.H. Mounting	DR	DD	24	3745N
21000H						
Allis Diesel	1971-63	40MT, 24V / 11T	DR	DD	24	3745N
2200						
Diesel Engines	1974-67	Delco System	DR	OSGR	12	6573N
25000						
Diesel Engines	1978-75	Delco System	DR	DD	24	3745N
Diesel Engines	1971-65	L.H. Mounting	DR	DD	24	3745N
Diesel Engines		R.H. Mounting	DR	DD	24	3745N
2800						
Diesel Engines	1972-66	Delco System	DR	DD	12	3942N
2800 Mark I						
Diesel Engines	1981-73	Delco System	DR	DD	12	3942N
2900						
Diesel Engines	1972-66	Delco System	DR	DD	12	3942N
2900 Mark II						
Diesel Engines	1981-73	Delco System	DR	DD	12	3942N
3400 / 3400 Mark II						
Diesel Engines	1978-73	Delco System	DR	DD	24	3745N
Diesel Engines	1978-65	Delco System	DR	DD	12	3974N
3500 / 3500 Mark II						
Diesel Engines	1978-73	Delco System	DR	DD	24	3745N
Diesel Engines	1978-71	Delco System	DR	DD	12	3974N
433						
Diesel Engines	1983-82	Wet Clutch	DR	OSGR	12	6576N

STARTERS

STARTERS

ENGINE	YEAR	APPLICATION	Mfg	Type	Volt	PART NUMBER
ALLIS CHALMERS - Power Unit (Cont'd)						
6000						
6000 Engine	1964-60	L.H. Mounting	DR	DD	24	3745N
6000 Engine		R.H. Mounting	DR	DD	24	3745N
6138						
Allis Diesel	1985	42MT, 24 Volt	DR	42MT	24	6370N
Diesel Engines	1986-81	Delco System	DR	DD	24	3745N
Diesel Engines	1980-79	Delco System	DR	DD	24	3745N
649						
Diesel Engines	1983-82	Wet Clutch	DR	OSGR	12	6576N
670						
Allis Diesel	1985	42MT, 24 Volt	DR	42MT	24	6370N
Diesel Engines	1986-81	Delco System	DR	DD	24	3745N
Diesel Engines		Delco System	DR	DD	12	3974N
Diesel Engines	1980-79	Delco System	DR	DD	24	3745N
Diesel Engines		Delco System	DR	DD	12	3974N
685						
Allis Diesel	1985	42MT, 24 Volt	DR	42MT	24	6370N
Diesel Engines	1986-81	Delco System	DR	DD	24	3745N
Diesel Engines	1980-79	Delco System	DR	DD	24	3745N
D-175						
Diesel Engines	1979-74	Delco System	DR	DD	12	4882N
D-262						
Diesel Engines	1979-74	Delco System	DR	DD	12	4882N
D-344						
Diesel Engines	1962-61	L.H. Mounting	DR	DD	24	3745N
Diesel Engines		R.H. Mounting	DR	DD	24	3745N
D-516						
Diesel Engines	1964-61	L.H. Mounting	DR	DD	24	3745N
Diesel Engines		R.H. Mounting	DR	DD	24	3745N
ALLIS CHALMERS - Rough Terrain						
AT-100						
D-262 Diesel	1968-64	Delco System	DR	OSGR	12	6584N
AT-120						
D-262 Diesel	1968-64	Delco System	DR	OSGR	12	6584N
AT-40						
D-175 Diesel	1968-64	Delco System	DR	OSGR	12	6584N
AT-50						
D-175 Diesel	1968-64	Delco System	DR	OSGR	12	6584N
AT-60						
D-262 Diesel	1968-64	Delco System	DR	OSGR	12	6584N
AT-70						
D-262 Diesel	1968-64	Delco System	DR	OSGR	12	6584N
AT-80						
D-262 Diesel	1968-64	Delco System	DR	OSGR	12	6584N
RT-100						
D-262 Diesel	1965-64	Delco System	DR	OSGR	12	6584N

STARTERS

ENGINE	YEAR	APPLICATION	Mfg	Type	Volt	PART NUMBER
ALLIS CHALMERS - Rough Terrain (Cont'd)						
RT-120						
D-262 Diesel	1965-64	Delco System	DR	OSGR	12	6584N
RT-40						
D-175 Diesel	1965-64	Delco System	DR	OSGR	12	6584N
RT-50						
D-175 Diesel	1965-64	Delco System	DR	OSGR	12	6584N
RT-60						
D-262 Diesel	1965-64	Delco System	DR	OSGR	12	6584N
RT-70						
D-262 Diesel	1965-64	Delco System	DR	OSGR	12	6584N
RT-80						
D-262 Diesel	1965-64	Delco System	DR	OSGR	12	6584N
TR-260						
15000 Diesel	1964-60	Delco System	DR	DD	24	3745N
ALLIS CHALMERS - Scraper						
260						
19000 Engine	1967-65	Delco System	DR	DD	24	3745N
260A						
21000 Diesel	1973-68	Delco System	DR	DD	24	3745N
260B						
25000 Diesel	1973	Delco System	DR	DD	24	3745N
260C						
All Engines	1970-68	Delco System	DR	DD	24	3745N
260E						
19000 Engine	1967-65	Delco System	DR	DD	24	3745N
260EA						
All Engines	1970-68	Delco System	DR	DD	24	3745N
261B						
25000 Diesel	1973	Delco System	DR	DD	24	3745N
460B / 460C						
25000 Diesel	1968-65	Delco System	DR	DD	24	3745N
460C						
DD 12V-71N65	1973-69	50MT, 24 Volt	DR	50MT	24	4930N
562C						
25000 Diesel	1967-65	Delco System	DR	DD	24	3745N
ALLIS CHALMERS - Tractor Loader						
TL 10D						
262 Diesel	1962	Delco System	DR	DD	24	3745N
TL 12D						
D-262 Diesel	1960	Delco System	DR	DD	24	3745N
TL 14D						
6000 Diesel	1965-62	Delco System	DR	DD	24	3745N

STARTERS

STARTERS

ENGINE	YEAR	APPLICATION	Mfg	Type	Volt	PART NUMBER
ALLIS CHALMERS - Tractor Loader (Cont'd)						
TL 16D						
7000 Diesel	1964-62	Delco System	DR	DD	24	3745N
TL 20 / TL 20D						
10000 Diesel	1965-62	Delco System	DR	DD	24	3745N
TL 30 / TL 30D						
11000 Diesel	1965-62	Delco System	DR	DD	24	3745N
TL 40 / TL 40D						
21000 Diesel	1965-62	Delco System	DR	DD	24	3745N
TL 545 / TL-545H						
2900 Diesel	1971-67	Delco System	DR	DD	12	3942N
TL 645						
3500 Diesel	1971-65	Delco System	DR	DD	24	3745N
TL 650						
AC-2200 Diesel	1974-70	Delco System	DR	OSGR	12	6573N
TL 745						
11000 Diesel	1971-67	Delco System	DR	DD	24	3745N
ALLIS CHALMERS - Tractor Scraper						
TS-260						
15000 Diesel	1964-62	Delco System	DR	DD	24	3745N
TS-460						
21000 Diesel	1962	Delco System	DR	DD	24	3745N
25000 Diesel	1964-63	Delco System	DR	DD	24	3745N
TS-562						
21000 Diesel	1962	Delco System	DR	DD	24	3745N
25000 Diesel	1964-63	Delco System	DR	DD	24	3745N
APACHE - Sprayer						
Apache 1000 Series						
B5.9L Cummins Diesel	2009-04	Wet Clutch	ND	OSGR	12	18936N
Apache AS1200						
B5.9L Cummins Diesel	2010-05	Wet Clutch	ND	OSGR	12	18936N
Apache Plus 1090						
5.9L Cummins Diesel	2007-01	All	DR	OSGR	12	6573N
Apache Plus 790						
6 Cyl Cummins Diesel	2005-99	All	DR	OSGR	12	6573N
Apache Plus 890						
Cummins Diesel	2005-99	All	DR	OSGR	12	6573N
ATLAS - Excavator						
2502						
KHD F8L413V Engine	1988-73	All	BO	DD	24	17107N
2502B						
KHD F10L413V Engine	1988-76	All	BO	DD	24	17107N

STARTERS

ENGINE	YEAR	APPLICATION	Mfg	Type	Volt	PART NUMBER
ATLAS - Loader						
AR40						
F2L411D Engine	1985-75	All	BO	DD	12	17112N
AR70						
F4L912 Engine	1985-83	All	BO	DD	12	17075N
F4L912 Engine	1982-73	All	BO	DD	12	17074N
ATLAS COPCO - Misc. Equipment						
PRH425						
F8L714 Deutz	All	All	BO	DD	24	16372N
ST35 / STS35						
F3L912 Engine	1986-83	All	BO	DD	12	17075N
F3L912 Engine	1982-79	All	BO	DD	12	17074N
F3L912 Engine	1978-73	All	BO	DD	12	17074N
ST48 / STS48						
F4L912 Engine	1986-83	All	BO	DD	12	17075N
F4L912 Engine	1982-79	All	BO	DD	12	17074N
F4L912 Engine	1978-73	All	BO	DD	12	17074N
VSS125						
F3L912 Engine	1979-69	All	BO	DD	12	17074N
VSS170						
F4L912 Engine	1979-69	All	BO	DD	12	17074N
XAMS355						
Cummins C8.3	1997	All	DR	DD	24	6634N
ATLAS COPCO - Off-Road & Mining Truck						
ROC D7-RRC						
Caterpillar 3126B, 7.2L	2006-02	42MT, 24V / 12T	DR	DD	24	6638N
AUSTIN WESTERN - Crane						
105						
UD-282 Diesel	1972	Delco System	DR	DD	12	4971N
110						
UD-282 Diesel	1972	Delco System	DR	DD	12	4971N
210						
IHC UV-345	1972-65	Delco System	DR	DD	12	4162N
220						
IHC UV-345	1972-65	Delco System	DR	DD	12	4162N
410						
IHC UV-345	1972-65	Delco System	DR	DD	12	4162N
4100						
IHC UV-345	1972-71	Delco System	DR	DD	12	4162N
4125						
IHC UV-345	1972-71	Delco System	DR	DD	12	4162N
615						
IHC UV-345	1972-67	Delco System	DR	DD	12	4162N

STARTERS

STARTERS

ENGINE	YEAR	APPLICATION	Mfg	Type	Volt	PART NUMBER
AUSTIN WESTERN - Crane (Cont'd)						
630-CM						
DD 4-71	1971-67	Delco System	DR	DD	12	3974N
IHC UV-392		Delco System	DR	DD	12	4162N
714						
GM 5043	1979-78	Delco System	DR	DD	12	4882N
AUSTIN WESTERN - Grader						
100						
Cummins C-464	1972-71	Delco System	DR	DD	12	3974N
Cummins JF-130	1970-67	Delco System	DR	DD	12	3974N
GM 3055C	1972-62	Delco System	DR	DD	24	3745N
GM 3055C		Delco System	DR	DD	12	3974N
GM 3055C	1961-59	Delco System	DR	DD	12	3974N
GM 3080	1966-62	Delco System	DR	DD	24	3745N
GM 3080		Delco System	DR	DD	12	3974N
GM 3080	1961-59	Delco System	DR	DD	12	3974N
101						
DD 4-53N	1979-75	Delco System	DR	DD	12	4882N
200						
Cummins C-464	1972-71	Delco System	DR	DD	12	3974N
Cummins JF-130	1970-67	Delco System	DR	DD	12	3974N
GM 3055C	1972-62	Delco System	DR	DD	24	3745N
GM 3055C		Delco System	DR	DD	12	3974N
GM 3055C	1961-59	Delco System	DR	DD	12	3974N
GM 3080	1966-62	Delco System	DR	DD	24	3745N
GM 3080		Delco System	DR	DD	12	3974N
GM 3080	1961-59	Delco System	DR	DD	12	3974N
300						
Cummins C-160	1970-67	Delco System	DR	DD	12	3974N
Cummins C-464	1972-71	Delco System	DR	DD	12	3974N
GM 4055C	1972-62	Delco System	DR	DD	12	3974N
GM 4055C	1961-59	Delco System	DR	DD	12	3974N
GM 4080	1966-62	Delco System	DR	DD	12	3974N
GM 4080	1961-59	Delco System	DR	DD	12	3974N
301						
DD 4-71N	1979-76	Delco System	DR	DD	12	3974N
400						
Cummins C-160	1970-67	Delco System	DR	DD	12	3974N
Cummins C-464	1972-71	Delco System	DR	DD	12	3974N
GM 4055C	1972-62	Delco System	DR	DD	12	3974N
GM 4055C	1961-59	Delco System	DR	DD	12	3974N
GM 4080	1966-62	Delco System	DR	DD	12	3974N
GM 4080	1961-59	Delco System	DR	DD	12	3974N
500						
DD 6V-71	1972-62	Delco System	DR	DD	12	3974N
DD 6V-71	1961-60	Delco System	DR	DD	12	3974N
GM 7063	1972-67	Delco System	DR	DD	12	3974N
501						
Cummins VT-555	1979-76	Delco System	DR	DD	12	3974N
DD 6V-71N		Delco System	DR	DD	12	3974N

STARTERS

STARTERS

ENGINE	YEAR	APPLICATION	Mfg	Type	Volt	PART NUMBER
AUSTIN WESTERN - Grader (Cont'd)						
650						
GM 4055C	1970-65	Delco System	DR	DD	12	3974N
GM 4080	1966-65	Delco System	DR	DD	12	3974N
88 / 88L						
GM 3055C	1958	Delco System	DR	DD	12	3974N
GM 3080		Delco System	DR	DD	12	3974N
99 / 99L						
GM 4055C	1958	Delco System	DR	DD	12	3974N
GM 4080		Delco System	DR	DD	12	3974N
AUSTIN WESTERN - Roller						
10-12T						
IHC UV-266	1966-65	Delco System	DR	DD	12	4162N
IHC UV-304	1972-69	Delco System	DR	DD	12	4162N
IHC UV-345	1968-67	Delco System	DR	DD	12	4162N
10-14T						
IHC UV-266	1966-65	Delco System	DR	DD	12	4162N
IHC UV-304	1972-69	Delco System	DR	DD	12	4162N
IHC UV-345	1968-67	Delco System	DR	DD	12	4162N
12-14T						
IHC UV-266	1966-65	Delco System	DR	DD	12	4162N
IHC UV-304	1972-69	Delco System	DR	DD	12	4162N
IHC UV-345	1968-67	Delco System	DR	DD	12	4162N
5-8T						
IHC UV-266	1966-65	Delco System	DR	DD	12	4162N
IHC UV-345	1968-67	Delco System	DR	DD	12	4162N
8-10T						
IHC UV-266	1966-65	Delco System	DR	DD	12	4162N
IHC UV-304	1972-69	Delco System	DR	DD	12	4162N
IHC UV-345	1968-67	Delco System	DR	DD	12	4162N
8-12T						
IHC UV-266	1966-65	Delco System	DR	DD	12	4162N
IHC UV-304	1972-69	Delco System	DR	DD	12	4162N
IHC UV-345	1968-67	Delco System	DR	DD	12	4162N
BAKER - Lift Truck						
FGD-30						
All Engines	1965-	Dry Clutch	DR	DD	12	4342N
All Engines		Wet Clutch	DR	DD	12	4224N
FGD-55						
All Engines	1965-	Dry Clutch	DR	DD	12	4342N
All Engines		Wet Clutch	DR	DD	12	4224N
FGF-30						
All Engines	1967-	Dry Clutch	DR	DD	12	4342N
All Engines		Wet Clutch	DR	DD	12	4224N
FGF-50						
All Engines	1967-	Dry Clutch	DR	DD	12	4342N
All Engines		Wet Clutch	DR	DD	12	4224N

STARTERS

STARTERS

ENGINE	YEAR	APPLICATION	Mfg	Type	Volt	PART NUMBER
BAKER - Lift Truck (Cont'd)						
FGF-60						
All Engines	1965-	Dry Clutch	DR	DD	12	4342N
All Engines		Wet Clutch	DR	DD	12	4224N
FGF-80						
All Engines	1965-	Dry Clutch	DR	DD	12	4342N
All Engines		Wet Clutch	DR	DD	12	4224N
FIA-20						
All Engines	1967-	Dry Clutch	DR	DD	12	4342N
All Engines		Wet Clutch	DR	DD	12	4224N
FIA-30						
All Engines	1967-	Dry Clutch	DR	DD	12	4342N
All Engines		Wet Clutch	DR	DD	12	4224N
FID-30						
All Engines	1965-	Dry Clutch	DR	DD	12	4342N
All Engines		Wet Clutch	DR	DD	12	4224N
FID-55						
All Engines	1965-	Dry Clutch	DR	DD	12	4342N
All Engines		Wet Clutch	DR	DD	12	4224N
FID-60						
All Engines	1965-	Dry Clutch	DR	DD	12	4342N
All Engines		Wet Clutch	DR	DD	12	4224N
FID-80						
All Engines	1965-	Dry Clutch	DR	DD	12	4342N
All Engines		Wet Clutch	DR	DD	12	4224N
FIF-30						
All Engines	1967-	Dry Clutch	DR	DD	12	4342N
All Engines		Wet Clutch	DR	DD	12	4224N
FIF-50						
All Engines	1967-	Dry Clutch	DR	DD	12	4342N
All Engines		Wet Clutch	DR	DD	12	4224N
FIF-60						
All Engines	1965-	Dry Clutch	DR	DD	12	4342N
All Engines		Wet Clutch	DR	DD	12	4224N
FIF-80						
All Engines	1965-	Dry Clutch	DR	DD	12	4342N
All Engines		Wet Clutch	DR	DD	12	4224N
FJA-20						
All Engines	1967-	Dry Clutch	DR	DD	12	4342N
All Engines		Wet Clutch	DR	DD	12	4224N
FJA-30						
All Engines	1967-	Dry Clutch	DR	DD	12	4342N
All Engines		Wet Clutch	DR	DD	12	4224N
FJD-20						
All Engines	1967-	Dry Clutch	DR	DD	12	4342N
All Engines		Wet Clutch	DR	DD	12	4224N
FJD-30						
All Engines	1965-	Dry Clutch	DR	DD	12	4342N
All Engines		Wet Clutch	DR	DD	12	4224N

STARTERS

ENGINE	YEAR	APPLICATION	Mfg	Type	Volt	PART NUMBER
BAKER - Lift Truck (Cont'd)						
FJD-55						
All Engines	1965-	Dry Clutch	DR	DD	12	4342N
All Engines		Wet Clutch	DR	DD	12	4224N
FJD-60						
All Engines	1965-	Dry Clutch	DR	DD	12	4342N
All Engines		Wet Clutch	DR	DD	12	4224N
FJD-80						
All Engines	1965-	Dry Clutch	DR	DD	12	4342N
All Engines		Wet Clutch	DR	DD	12	4224N
FJF-20						
All Engines	1965-	Dry Clutch	DR	DD	12	4342N
All Engines		Wet Clutch	DR	DD	12	4224N
FJF-30						
All Engines	1965-	Dry Clutch	DR	DD	12	4342N
All Engines		Wet Clutch	DR	DD	12	4224N
FJF-50						
All Engines	1965-	Dry Clutch	DR	DD	12	4342N
All Engines		Wet Clutch	DR	DD	12	4224N
FJF-60						
All Engines	1965-	Dry Clutch	DR	DD	12	4342N
All Engines		Wet Clutch	DR	DD	12	4224N
FJF-80						
All Engines	1965-	Dry Clutch	DR	DD	12	4342N
All Engines		Wet Clutch	DR	DD	12	4224N
FMD-20						
All Engines	1967-	Dry Clutch	DR	DD	12	4342N
All Engines		Wet Clutch	DR	DD	12	4224N
FMD-30						
All Engines	1965-	Dry Clutch	DR	DD	12	4342N
All Engines		Wet Clutch	DR	DD	12	4224N
FMD-55						
All Engines	1965-	Dry Clutch	DR	DD	12	4342N
All Engines		Wet Clutch	DR	DD	12	4224N
FMD-60						
All Engines	1965-	Dry Clutch	DR	DD	12	4342N
All Engines		Wet Clutch	DR	DD	12	4224N
FMD-80						
All Engines	1965-	Dry Clutch	DR	DD	12	4342N
All Engines		Wet Clutch	DR	DD	12	4224N
FMF-20						
All Engines	1967-	Dry Clutch	DR	DD	12	4342N
All Engines		Wet Clutch	DR	DD	12	4224N
FMF-30						
All Engines	1967-	Dry Clutch	DR	DD	12	4342N
All Engines		Wet Clutch	DR	DD	12	4224N
FMF-50						
All Engines	1967-	Dry Clutch	DR	DD	12	4342N
All Engines		Wet Clutch	DR	DD	12	4224N

STARTERS

STARTERS

ENGINE	YEAR	APPLICATION	Mfg	Type	Volt	PART NUMBER
BAKER - Lift Truck (Cont'd)						
FMF-60						
All Engines	1965-	Dry Clutch	DR	DD	12	4342N
All Engines		Wet Clutch	DR	DD	12	4224N
FMF-80						
All Engines	1965-	Dry Clutch	DR	DD	12	4342N
All Engines		Wet Clutch	DR	DD	12	4224N
BARBER GREENE - Finisher						
SA141						
Ford 2714E Engine	1984-76	Lucas System	LU	DD	12	17646N
SA35						
Ford 2711E Engine	1984-76	Lucas System	LU	DD	12	17646N
Perkins Engines		Lucas System	LU	DD	12	17644N
SA41						
DD 3-53 Diesel	1997-76	Delco System, 30MT	DR	37MT	12	6380N-PT
Ford 2711E Engine	1984-76	Lucas System	LU	DD	12	17646N
Perkins Engines		Lucas System	LU	DD	12	17644N
SB110						
Ford 2514E Engine	1973-72	Lucas System	LU	DD	12	17646N
Ford 2712E Engine		Lucas System	LU	DD	12	17646N
Perkins Engines		Lucas System	LU	DD	12	17644N
SB111						
Ford 2514E Engine	1982-73	Lucas System	LU	DD	12	17646N
Ford 2712E Engine		Lucas System	LU	DD	12	17646N
Perkins Engines		Lucas System	LU	DD	12	17644N
SB131						
Ford 2714E Engine	1982-76	Lucas System	LU	DD	12	17646N
SB140						
Ford 2714E Engine	1982-76	Lucas System	LU	DD	12	17646N
SB170						
Ford 2714E Engine	1986-76	Lucas System	LU	DD	12	17646N
SB30						
Ford 2711E Engine	1984-76	Lucas System	LU	DD	12	17646N
Perkins Engines		Lucas System	LU	DD	12	17644N
BELL - Grader						
770CH						
3081 John Deere Diesel	2002-97	All	DR	DD	24	6278N
BELL - Loader - Backhoe						
310SG						
4045 John Deere Diesel	2005-00	All	ND	OSGR	12	18568N
315SG						
4045 John Deere Diesel	2005-00	All	ND	OSGR	12	18568N
BLUEBIRD - Bus						
All Models (By Engine)						
Cummins 5.9L Dsl	1998-94	Denso System (Wet Clutch)	ND	OSGR	12	16990N

STARTERS

ENGINE	YEAR	APPLICATION	Mfg	Type	Volt	PART NUMBER
BLUEBIRD - Bus (Cont'd)						
All Models (By Engine) (Cont'd)						
Cummins ISB, 5.9L	2005-00	Denso OSGR	ND	OSGR	12	18936N
BOBCAT - Excavator						
231						
Kubota D1902 Dsl	1998-90	Denso System	ND	OSGR	12	18175N
325C						
Kubota D1703EB Dsl	2000-96	Denso System	ND	OSGR	12	18447N
325D						
Kubota D1703B Dsl	All	Denso System	ND	OSGR	12	18447N
328C						
Kubota D1703EB Dsl	2000-93	Denso System	ND	OSGR	12	18447N
328D						
Kubota D1703B Dsl	All	Denso System	ND	OSGR	12	18447N
331						
Kubota D2203B Dsl	1996-94	Denso System	ND	OSGR	12	18447N
Kubota V2203EB Dsl	2000	Denso System	ND	OSGR	12	18447N
331C						
Kubota V2203B Dsl	2000-96	Denso System	ND	OSGR	12	18447N
331E						
Kubota V2203EB Dsl	All	Denso System	ND	OSGR	12	18447N
331EC						
Kubota V2203B Dsl	2000-93	Denso System	ND	OSGR	12	18447N
334C						
Kubota V2203EB Dsl	2000-93	Denso System	ND	OSGR	12	18447N
334D						
Kubota V2203EB Dsl	All	Denso System	ND	OSGR	12	18447N
337C						
Kubota V2203B Dsl	2000-97	Denso System	ND	OSGR	12	18447N
337D						
Kubota V2003TEB Dsl	2000	Denso System	ND	OSGR	12	18447N
341						
Kubota V2003TEB Dsl	All	Denso System	ND	OSGR	12	18447N
341C						
Kubota V2203B Dsl	2000-97	Denso System	ND	OSGR	12	18447N
341D						
Kubota V2003TEB Dsl	2000	Denso System	ND	OSGR	12	18447N
BOBCAT - Loader						
1600						
Kubota V1702 Dsl	1993-89	Delco System	DR	OSGR	12	6571N
Kubota V1702 Dsl	1988-83	Delco System	DR	OSGR	12	6571N
2000						
Perkins 4-154 Dsl	1982-81	Delco System	DR	OSGR	12	6578N
Perkins 4-154-200 Dsl	1987-86	Dry Clutch	DR	OSGR	12	6576N

STARTERS

STARTERS

ENGINE	YEAR	APPLICATION	Mfg	Type	Volt	PART NUMBER
BOBCAT - Loader (Cont'd)						
2000 (Cont'd)						
Perkins 4-154-200 Dsl	1985-83	Delco System	DR	OSGR	12	6578N
2400						
Perkins 4-236 Dsl	1991-89	Delco System	DR	OSGR	12	6576N
Perkins 4-236 Dsl	1988	Delco System	DR	OSGR	12	6576N
2410						
Perkins 4-236 Dsl	1993-89	Delco System	DR	OSGR	12	6576N
T200						
Deutz BF4M1011F Dsl	1999	Valeo System	MD	PLGR	12	18485N
BOBCAT - Skid Steer Loader						
443						
Kubota D750B Dsl	1993-83	Delco System	DR	DD	12	4167N
443B						
Kubota D750B Dsl	1998-93	Delco System	DR	DD	12	4167N
453C						
Kubota D750B Dsl	1998-94	Delco System	DR	DD	12	4167N
453F						
Kubota D722D Dsl	2001-97	Denso System	ND	OSGR	12	17459N
520						
Kohler K-582S Gas	1977-76	Delco System	DR	DD	12	6706N
530						
Kohler K-582S Gas	1981-77	Delco System	DR	DD	12	6706N
542B						
Ford VSG411 Gas	1993-88	Delco System	DR	DD	12	4167N
543						
Kubota D950B Dsl	1993-82	Delco System	DR	DD	12	4167N
543B						
Kubota D950B Dsl	1994-93	Delco System	DR	DD	12	4167N
553						
Kubota D1005B Dsl	2000-95	Denso System	ND	OSGR	12	17459N
553F						
Kubota D1005B Dsl	2000-95	Denso System	ND	OSGR	12	17459N
610						
Wisconsin VH4D Gas	1981-72	Delco System	DR	DD	12	6706N
620						
Wisconsin VH4D Gas	1979-74	Delco System	DR	DD	12	6706N
630						
Wisconsin VH4D Gas	1981-77	Delco System	DR	DD	12	6706N
631						
Deutz F2L411D Dsl	1980-77	Delco System	DR	OSGR	12	6571N
Deutz F2L511D Dsl	1981	Delco System	DR	OSGR	12	6571N
641						
Deutz F2L511 Dsl	1990-89	Delco System	DR	OSGR	12	6576N
Deutz F2L511 Dsl	1988-84	Delco System	DR	OSGR	12	6576N

STARTERS

ENGINE	YEAR	APPLICATION	Mfg	Type	Volt	PART NUMBER
BOBCAT - Skid Steer Loader (Cont'd)						
641 (Cont'd)						
Deutz F2L511 Dsl	1983-80	Delco System	DR	OSGR	12	6576N
642						
Ford 4-98 Gas	1986-81	Delco System	DR	DD	12	4167N
642B						
Mitsubishi 4G32 Gas	1992-86	Delco System	DR	DD	12	4167N
643						
Kubota D1402BA Dsl	1992-89	Delco System	DR	OSGR	12	6571N
Kubota D1402BA Dsl	1988-84	Delco System	DR	OSGR	12	6571N
Kubota D1402BA Dsl	1983-81	Delco System	DR	OSGR	12	6571N
720						
Wisconsin VH4D Gas / LP	1979-77	Delco System	DR	DD	12	6706N
721						
Deutz F2L411 Dsl	1979-75	Delco System	DR	DD	12	6706N
733						
Kubota V1702 Dsl	1980	Delco System	DR	DD	12	6706N
741						
Deutz F2L511D Dsl	1990-89	Delco System	DR	OSGR	12	6576N
Deutz F2L511D Dsl	1988-84	Delco System	DR	OSGR	12	6576N
Deutz F2L511D Dsl	1983-81	Delco System	DR	OSGR	12	6576N
742						
Ford 4-98 Gas	1990-81	Delco System	DR	DD	12	4167N
742B						
Mitsubishi 4G32 Gas	1995-91	Delco System	DR	DD	12	4167N
743						
Kubota V1702BA Dsl	1990-89	Delco System	DR	OSGR	12	6571N
Kubota V1702BA Dsl	1988-84	Delco System	DR	OSGR	12	6571N
Kubota V1702BA Dsl	1983-81	Delco System	DR	OSGR	12	6571N
743B						
Kubota V1702BA Dsl	1994-91	Delco System	DR	OSGR	12	6571N
743DS						
Kubota V1702BA Dsl	1990-83	Delco System	DR	OSGR	12	6571N
751C						
Peugeot XUD9 Dsl	1997-95	Denso System	ND	OSGR	12	17458N
751F						
Kubota V1903B Dsl	1999-97	Denso System	ND	OSGR	12	17462N
751G						
Kubota V1903EB Dsl	2000-99	Denso System	ND	OSGR	12	17462N
753						
Kubota V2203B Dsl	1994-90	Delco System	DR	OSGR	12	6571N
Kubota V2203B Dsl		Denso System	ND	OSGR	12	17462N
753C						
Kubota V2203B Dsl	1997-94	Denso System	ND	OSGR	12	17462N
753F						
Kubota V2203B Dsl	1999-97	Denso System	ND	OSGR	12	17462N

STARTERS

ENGINE	YEAR	APPLICATION	Mfg	Type	Volt	PART NUMBER
BOBCAT - Skid Steer Loader (Cont'd)						
753G						
Kubota V1903EB Dsl	1999	Denso System	ND	OSGR	12	17462N
753H						
Kubota V2203B Dsl	1994-93	Denso System	ND	OSGR	12	17462N
753HC						
Kubota V2203B Dsl	1995-94	Denso System	ND	OSGR	12	17462N
753L						
Kubota V2203B Dsl	1994	Denso System	ND	OSGR	12	17462N
763C						
Kubota V2203EB Dsl	1997-94	Delco System	DR	OSGR	12	6586N
Kubota V2203EB Dsl		Denso System	ND	OSGR	12	17462N
763F						
Kubota V2203EB Dsl	1997-94	Delco System	DR	OSGR	12	6586N
Kubota V2203EB Dsl		Denso System	ND	OSGR	12	17462N
763G						
Kubota V2203EB Dsl	1999	Delco System	DR	OSGR	12	6586N
Kubota V2203EB Dsl		Denso System	ND	OSGR	12	17462N
763HC						
Kubota V2203EB Dsl	1997-95	Delco System	DR	OSGR	12	6586N
Kubota V2203EB Dsl		Denso System	ND	OSGR	12	17462N
763HF						
Kubota V2203EB Dsl	1999-97	Delco System	DR	OSGR	12	6586N
Kubota V2203EB Dsl		Denso System	ND	OSGR	12	17462N
763HG						
Kubota V2203EB Dsl	2000-99	Delco System	DR	OSGR	12	6586N
Kubota V2203EB Dsl		Denso System	ND	OSGR	12	17462N
773						
Kubota V2203E	1995-94	Delco System	DR	OSGR	12	6586N
773C						
Kubota V2203EB Dsl	1997-94	Denso System	ND	OSGR	12	17462N
773F						
Kubota V2203EB Dsl	1999-97	Denso System	ND	OSGR	12	17462N
773G						
Kubota V2203EB Dsl	1999	Denso System	ND	OSGR	12	17462N
773TG						
Kubota V2203EB Dsl	1999	Denso System	ND	OSGR	12	17462N
7753						
Kubota V2203B Dsl	1994-91	Delco System	DR	OSGR	12	6571N
825						
Perkins 4-108 Dsl	1982-74	Delco System	DR	OSGR	12	6571N
833						
Perkins 4-154 Dsl	1980-79	Delco System	DR	OSGR	12	6571N
843						
Isuzu 4JB1PK-01 Dsl	1990-85	Delco System	DR	OSGR	12	6578N
Perkins 4-154 Dsl	1982	Delco System	DR	OSGR	12	6578N
Perkins 4-154 Dsl	1981	Delco System	DR	OSGR	12	6571N

STARTERS

ENGINE	YEAR	APPLICATION	Mfg	Type	Volt	PART NUMBER
BOBCAT - Skid Steer Loader (Cont'd)						
843 (Cont'd)						
Perkins 4-154/200 Dsl	1986-83	Delco System	DR	OSGR	12	6578N
843B						
Isuzu 4JB1PK-01 Dsl	1992-90	Dry Clutch	DR	OSGR	12	6576N
Isuzu 4JB1PK-01 Dsl		Wet Clutch	DR	OSGR	12	6578N
843HC						
Isuzu 4JB1PK-01 Dsl	1992-89	Dry Clutch	DR	OSGR	12	6576N
Isuzu 4JB1PK-01 Dsl		Wet Clutch	DR	OSGR	12	6578N
853						
Isuzu 4JB1PK-03 Dsl	1994-90	Denso System	ND	OSGR	12	17198N
Isuzu 4JB1PK-03 Dsl		Dry Clutch	DR	OSGR	12	6576N
Isuzu 4JB1PK-03 Dsl		Wet Clutch	DR	OSGR	12	6578N
853C						
Isuzu 4JB1PK-03 Dsl	1999-94	Denso System	ND	OSGR	12	17198N
853H						
Isuzu 4JB1PK-03 Dsl	1994-91	Denso System	ND	OSGR	12	17198N
Isuzu 4JB1PK-03 Dsl		Dry Clutch	DR	OSGR	12	6576N
Isuzu 4JB1PK-03 Dsl		Wet Clutch	DR	OSGR	12	6578N
853HC						
Isuzu 4JB1PK-03 Dsl	1996-94	Denso System	ND	OSGR	12	17198N
863						
Deutz BF4M1011F Dsl	2003-99	Denso System	ND	OSGR	12	17199N
863C						
Deutz BF4M1011 Dsl	1997-96	Denso System	ND	OSGR	12	17199N
863F						
Deutz BF4M1011 Dsl	1999-97	Denso System	ND	OSGR	12	17199N
863HC						
Deutz BF4M1011 Dsl	1997-96	Denso System	ND	OSGR	12	17199N
863HF						
Deutz BF4M1011 Dsl	1999-96	Denso System	ND	OSGR	12	17199N
873C						
Deutz BF4M1011 Dsl	1997-96	Denso System	ND	OSGR	12	17199N
Deutz BF4M1011 Dsl	1995	Denso System	ND	OSGR	12	17458N
943						
Perkins 4-236 Dsl	1994-90	Dry Clutch	DR	OSGR	12	6576N
Perkins 4-236 Dsl		Wet Clutch	DR	OSGR	12	6578N
Perkins 4-236 Dsl	1989-85	Dry Clutch	DR	OSGR	12	6576N
Perkins 4-236 Dsl		Wet Clutch	DR	OSGR	12	6578N
953C						
Perkins 4-236 Dsl	1999-95	Denso System	ND	OSGR	12	17250N
963						
Perkins 1004-40T T. Dsl	2002-97	Denso System	ND	OSGR	12	17250N
974						
Perkins 4-236 Dsl	1990-89	Dry Clutch	DR	OSGR	12	6576N
Perkins 4-236 Dsl		Wet Clutch	DR	OSGR	12	6578N
Perkins 4-236 Dsl	1988-86	Dry Clutch	DR	OSGR	12	6576N
Perkins 4-236 Dsl		Wet Clutch	DR	OSGR	12	6578N

STARTERS

ENGINE	YEAR	APPLICATION	Mfg	Type	Volt	PART NUMBER
BOBCAT - Skid Steer Loader (Cont'd)						
974 (Cont'd)						
Perkins 4-236 Dsl	1985	Delco System	DR	37MT	12	6382N-PT
Perkins 4-236 Dsl	1984-77	Delco System	DR	DD	12	6410N-PT
975						
J. Deere 4-276 Dsl	1990-89	Delco System	DR	OSGR	12	6570N
J. Deere 4-276 Dsl	1990-74	Denso System	ND	OSGR	12	17362N
J. Deere 4-276 Dsl	1988-84	Delco System	DR	OSGR	12	6570N
J. Deere 4-276 Dsl	1983-77	Delco System	DR	OSGR	12	6570N
980						
Cummins 4BT3.9L Dsl	1993-89	Delco System	DR	OSGR	12	6575N
M-371						
Kohler K-321S Gas	1977-71	Delco System	DR	DD	12	6706N
M-600						
Wisconsin VF4D Gas	1975-67	Delco System	DR	DD	12	6706N
M-610						
Wisconsin VH4D Gas / LP	1982-72	Delco System	DR	DD	12	6706N
M-611						
Deutz F2L411 Dsl	1978-75	Delco System	DR	OSGR	12	6571N
M-620						
Wisconsin VH4D Gas	1976-75	Delco System	DR	DD	12	6706N
M-700						
Wisconsin VH4D Gas / LP	1976-72	Delco System	DR	DD	12	6706N
S175						
Kubota V2203EB Dsl	2003-02	Valeo System	MD	PLGR	12	18486N
S185						
Kubota V2203TEB Dsl	2003-02	Valeo System	MD	PLGR	12	18486N
S250						
Kubota V3300DI Turbo Dsl	2003-02	Valeo System	MD	PLGR	12	18486N
BOBCAT - Trencher						
3022						
Mitsubishi 4G32 Gas	1992-89	Delco System	DR	OSGR	12	6571N
3023						
Kubota V1702 Dsl	1992-89	Delco System	DR	OSGR	12	6576N
BOBCAT - Wood Loader						
1074						
Perkins 4-236 Dsl	1982-75	Delco System	DR	DD	12	6410N-PT
1075						
John Deere 4-276 Dsl	1981-75	Delco System	DR	OSGR	12	6570N
John Deere 4-276 Dsl		Denso System	ND	OSGR	12	17362N
1080						
John Deere 4-276 Dsl	1982-79	Delco System	DR	OSGR	12	6570N
John Deere 4-276 Dsl		Denso System	ND	OSGR	12	17362N

STARTERS

ENGINE	YEAR	APPLICATION	Mfg	Type	Volt	PART NUMBER
BOBCAT - Wood Loader (Cont'd)						
1080B						
John Deere 4-276 Dsl	1985-83	Delco System ('82)	DR	OSGR	12	6570N
John Deere 4-276 Dsl		Delco System ('85-83)	DR	OSGR	12	6570N
John Deere 4-276 Dsl		Denso System	ND	OSGR	12	17362N
1080C						
Cummins 4BT3.9L Dsl	1987-85	Delco System	DR	OSGR	12	6576N
1213						
Isuzu 4JB1PK Dsl	1988-85	Delco System	DR	OSGR	12	6576N
BOMAG - Compactor						
BW124DH-3						
F3L1011 Deutz Dsl.	2006-97	Bosch PLGR, 9T	BO	PLGR	12	18951N
F3L1011 Deutz Dsl.		Iskra PLGR, 9T	BO	PLGR	12	18951N
BW124PDH-3						
F3L1011 Deutz Dsl.	2006-97	Bosch PLGR, 9T	BO	PLGR	12	18951N
F3L1011 Deutz Dsl.		Iskra PLGR, 9T	BO	PLGR	12	18951N
BPM - Engine Industrial						
Arctic 157						
4.2L	1987-62	Bosch System (CW)	BO	DD	12	17114N
Arctic 181						
4.2L	1987-62	Bosch System (CW)	BO	DD	12	17114N
Ionic 144						
3.0L	1988-62	Bosch System (CW)	BO	DD	12	17114N
Oceanic 235						
5.7L	1987-63	Bosch System (CW)	BO	DD	12	17114N
Oceanic 265S						
5.7L	1992-63	Bosch System (CW)	BO	DD	12	17114N
BUHLER GENESIS - Agricultural Tractor						
GENESIS 2145						
Genesis 7.5L Diesel	2006-02	DR, 37MT, 10T	DR	37MT	12	6382N-PT
GENESIS 2145 II						
Genesis Diesel	2006-04	DR, 37MT, 10T	DR	37MT	12	6382N-PT
GENESIS 2160						
Genesis 7.5L Diesel	2006-02	DR, 37MT, 10T	DR	37MT	12	6382N-PT
GENESIS 2160 II						
Genesis Diesel	2006-04	DR, 37MT, 10T	DR	37MT	12	6382N-PT
GENESIS 2180						
Genesis 7.5L Diesel	2006-02	DR, 37MT, 10T	DR	37MT	12	6382N-PT
GENESIS 2210						
Genesis 7.5L Diesel	2006-02	DR, 37MT, 10T	DR	37MT	12	6382N-PT
BUHLER VERSATILE - Agricultural Tractor						
VERSATILE 2270						
Cummins M11	2006-02	Delco System (w/Jump Start Protection)	DR	42MT	12	6513N

STARTERS

STARTERS

ENGINE	YEAR	APPLICATION	Mfg	Type	Volt	PART NUMBER
BUHLER VERSATILE - Agricultural Tractor (Cont'd)						
VERSATILE 2310						
Cummins M11	2006-02	Delco System (w/Jump Start Protection)	DR	42MT	12	6513N
VERSATILE 2360						
Cummins N14	2006-02	Delco System (w/Jump Start Protection)	DR	42MT	12	6513N
VERSATILE 2375						
Cummins QSM	2006-04	Delco System (w/Jump Start Protection)	DR	42MT	12	6513N
VERSATILE 2425						
Cummins N14	2006-02	Delco System (w/Jump Start Protection)	DR	42MT	12	6513N
CARRIER TRANSICOLD - Generator						
69GC15						
Kubota CT4-114 (V1902) Dsl	All	Denso System	ND	OSGR	12	18175N
Kubota CT4-134 (V2203-DI) Dsl		Denso System	ND	OSGR	12	18175N
69GN15						
Kubota CT4-114 (V1902) Dsl	All	Denso System	ND	OSGR	12	18175N
RG15						
Kubota CT4-134 (V2203-DI) Dsl	All	Denso System (1.4kw)	ND	OSGR	12	18277N
Kubota CT4-134 (V2203-DI) Dsl		Denso System (2.0kw)	ND	OSGR	12	18556N
Kubota CT4-134 (V2203-DI) Dsl		Denso System (2.2kw)	ND	OSGR	12	18557N
UG15						
Kubota CT4-134 (V2203-DI) Dsl	All	Denso System (1.4kw)	ND	OSGR	12	18277N
Kubota CT4-134 (V2203-DI) Dsl		Denso System (2.0kw)	ND	OSGR	12	18556N
Kubota CT4-134 (V2203-DI) Dsl		Denso System (2.2kw)	ND	OSGR	12	18557N
CARRIER TRANSICOLD - Misc. Equipment						
Silverhawk						
ZB-600C Engine	1980-	Denso System	ND	OSGR	12	18148N
Various Models						
CT-4114 Engine	1981-	Denso System	ND	OSGR	12	18175N
CT4-91-TV 1.5L Diesel	All	Denso System (1.2kw)	ND	OSGR	12	18148N
D600		Denso System (Late)	ND	OSGR	12	18148N
Isuzu 2.2 DI		Hitachi System	HI	OSGR	12	18067N
Isuzu 2.2 DI		Hitachi System	HI	OSGR	12	18490N
Isuzu C201		Hitachi System	HI	OSGR	12	17088N
Kubota CT3-52 (ZB600) Dsl		Denso System (Late)	ND	OSGR	12	18148N
Kubota CT3-57 (D950) Diesel		Denso System (Late)	ND	OSGR	12	18148N
Kubota CT4-114 (V1902) Dsl		Earliest, Carrier #25-37640-00	ND	OSGR	12	18175N
Kubota CT4-114 (V1902) Dsl		Later, Carrier# 25-37725-00	ND	OSGR	12	18175N

STARTERS

ENGINE	YEAR	APPLICATION	Mfg	Type	Volt	PART NUMBER
CARRIER TRANSICOLD - Misc. Equipment (Cont'd)						
Various Models (Cont'd)						
Kubota CT4-114 (V1902) Dsl		Latest, Carrier# 25-38750-00	ND	OSGR	12	18175N
Kubota CT4-114 (V1902- DI) Dsl		Earliest, Carrier #25-37640-00	ND	OSGR	12	18175N
Kubota CT4-114 (V1902- DI) Dsl		Later, Carrier# 25-37725-00	ND	OSGR	12	18175N
Kubota CT4-114 (V1902- DI) Dsl		Latest, Carrier# 25-38750-00	ND	OSGR	12	18175N
Kubota CT4-114-TV (V1902-TV) Dsl		Denso System (1.4kw)	ND	OSGR	12	18277N
Kubota CT4-114-TV (V1902-TV) Dsl		Denso System (2.0kw)	ND	OSGR	12	18556N
Kubota CT4-114-TV (V1902-TV) Dsl		Denso System (2.2kw)	ND	OSGR	12	18557N
Kubota CT4-134 (V2203) Dsl		Denso System (1.4kw)	ND	OSGR	12	18175N
Kubota CT4-134 (V2203-DI) Dsl		Denso System (1.4kw)	ND	OSGR	12	18175N
Kubota CT4-134 (V2203-DI) Dsl		Denso System (1.4kw)	ND	OSGR	12	18277N
Kubota CT4-134 (V2203-DI) Dsl		Denso System (2.0kw)	ND	OSGR	12	18556N
Kubota CT4-134 (V2203-DI) Dsl		Denso System (2.2kw)	ND	OSGR	12	18557N
Kubota CT4-134-TV (V2203-TV) Dsl		Denso System (1.4kw)	ND	OSGR	12	18175N
Kubota CT4-134-TV (V2203-TV) Dsl		Denso System (1.4kw)	ND	OSGR	12	18277N
Kubota CT4-134-TV (V2203-TV) Dsl		Denso System (2.0kw)	ND	OSGR	12	18556N
Kubota CT4-134-TV (V2203-TV) Dsl		Denso System (2.2kw)	ND	OSGR	12	18557N
Perkins 4.108 Diesel	1980-	Delco System (28MT)	DR	OSGR	12	6575N
Perkins 4-108 Diesel		Delco System (27MT)	DR	OSGR	12	6575N
V1902B Engine	1981-	Denso System	ND	OSGR	12	18175N
V2202 Kubota Engine	1992-	Denso System	ND	OSGR	12	18175N
V2202 Kubota Engine	1988-	Denso System	ND	OSGR	12	18175N
Yanmar 235	All	Denso System	ND	OSGR	12	17117N
Yanmar 353		Denso System	ND	OSGR	12	17117N
Yanmar 366		Denso System	ND	OSGR	12	17099N
Yanmar 388		Denso System	ND	OSGR	12	17099N
ZB400		Denso System	ND	OSGR	12	18148N
CARRIER TRANSICOLD - Trailer Unit						
Eagle Plus						
Kubota CT4-114 (V1902) Dsl	All	Denso System	ND	OSGR	12	18175N
Kubota CT4-114 (V1902- DI) Dsl		Denso System	ND	OSGR	12	18175N
Kubota CT4-134 (V2203) Dsl		Denso System	ND	OSGR	12	18175N
Kubota CT4-134 (V2203-DI) Dsl		Denso System	ND	OSGR	12	18175N
Kubota CT4-134-TV (V2203-TV) Dsl		Denso System	ND	OSGR	12	18175N

STARTERS

STARTERS

ENGINE	YEAR	APPLICATION	Mfg	Type	Volt	PART NUMBER
CARRIER TRANSICOLD - Trailer Unit (Cont'd)						
Europhoenix						
Kubota CT4-114 (V1902) Dsl	All	Denso System	ND	OSGR	12	18175N
Extra						
Kubota CT4-114-TV (V1902-TV) Dsl	All	Denso System (1.4kw)	ND	OSGR	12	18277N
Kubota CT4-114-TV (V1902-TV) Dsl		Denso System (2.0kw)	ND	OSGR	12	18556N
Kubota CT4-114-TV (V1902-TV) Dsl		Denso System (2.2kw)	ND	OSGR	12	18557N
Kubota CT4-134-TV (V2203-TV) Dsl		Denso System (1.4kw)	ND	OSGR	12	18277N
Kubota CT4-134-TV (V2203-TV) Dsl		Denso System (2.0kw)	ND	OSGR	12	18556N
Kubota CT4-134-TV (V2203-TV) Dsl		Denso System (2.2kw)	ND	OSGR	12	18557N
Genesis R70						
Kubota CT3-44 (D722E) Dsl	All	Denso System	ND	OSGR	12	18148N
Genesis TM1000						
Kubota CT4-134 (V2203-DI) Dsl	All	Denso System (1.4kw)	ND	OSGR	12	18277N
Kubota CT4-134 (V2203-DI) Dsl		Denso System (2.0kw)	ND	OSGR	12	18556N
Kubota CT4-134 (V2203-DI) Dsl		Denso System (2.2kw)	ND	OSGR	12	18557N
Genesis TM900						
Kubota CT4-134 (V2203-DI) Dsl	All	Denso System (1.4kw)	ND	OSGR	12	18277N
Kubota CT4-134 (V2203-DI) Dsl		Denso System (2.0kw)	ND	OSGR	12	18556N
Kubota CT4-134 (V2203-DI) Dsl		Denso System (2.2kw)	ND	OSGR	12	18557N
Genesis TR100						
Kubota CT4-134-TV (V2203-TV) Dsl	All	Denso System (1.4kw)	ND	OSGR	12	18277N
Kubota CT4-134-TV (V2203-TV) Dsl		Denso System (2.0kw)	ND	OSGR	12	18556N
Kubota CT4-134-TV (V2203-TV) Dsl		Denso System (2.2kw)	ND	OSGR	12	18557N
Maxima						
CT4-91-TV 1.5L Diesel	All	Denso System	ND	OSGR	12	18148N
Mistral 410						
ZB400	All	Denso System (Late)	ND	OSGR	12	18148N
Mistral 500						
Kubota CT3-52 (ZB600) Dsl	All	Denso System (Late)	ND	OSGR	12	18148N
Mistral 605						
Kubota CT3-52 (ZB600) Dsl	All	Denso System (Late)	ND	OSGR	12	18148N

STARTERS

ENGINE	YEAR	APPLICATION	Mfg	Type	Volt	PART NUMBER
CARRIER TRANSICOLD - Trailer Unit (Cont'd)						
Mistral 610						
Kubota CT3-52 (ZB600)						
Dsl	All	Denso System (Late)	ND	OSGR	12	18148N
Mistral 615						
Kubota CT3-52 (ZB600)						
Dsl	All	Denso System (Late)	ND	OSGR	12	18148N
Mistral 650						
Kubota CT3-52 (ZB600)						
Dsl	All	Denso System (Late)	ND	OSGR	12	18148N
Mistral 700						
D600	All	Denso System (Late)	ND	OSGR	12	18148N
Mistral 710						
D600	All	Denso System (Late)	ND	OSGR	12	18148N
Mistral 800						
Kubota CT3-57 (D950)						
Diesel	All	Denso System (Late)	ND	OSGR	12	18148N
Mistral 900						
Kubota CT3-57 (D950)						
Diesel	All	Denso System (Late)	ND	OSGR	12	18148N
NDB40						
Kubota CT4-114 (V1902)						
Dsl	All	Earliest, Carrier #25-37640-00	ND	OSGR	12	18175N
Kubota CT4-114 (V1902)						
Dsl		Later, Carrier# 25-37725-00	ND	OSGR	12	18175N
Kubota CT4-114 (V1902)						
Dsl		Latest, Carrier# 25-38750-00	ND	OSGR	12	18175N
Perkins 4.108 Diesel		Delco System (27MT)	DR	OSGR	12	6575N
Perkins 4.108 Diesel		Delco System (28MT)	DR	OSGR	12	6575N
NDE40						
Perkins 4.108 Diesel	All	Delco System (27MT)	DR	OSGR	12	6575N
Perkins 4.108 Diesel		Delco System (28MT)	DR	OSGR	12	6575N
NDF40						
Kubota CT4-114 (V1902)						
Dsl	All	Earliest, Carrier #25-37640-00	ND	OSGR	12	18175N
Kubota CT4-114 (V1902)						
Dsl		Later, Carrier# 25-37725-00	ND	OSGR	12	18175N
Kubota CT4-114 (V1902)						
Dsl		Latest, Carrier# 25-38750-00	ND	OSGR	12	18175N
NDJ40						
Kubota CT4-114 (V1902)						
Dsl	All	Earliest, Carrier #25-37640-00	ND	OSGR	12	18175N
Kubota CT4-114 (V1902)						
Dsl		Later, Carrier# 25-37725-00	ND	OSGR	12	18175N
Kubota CT4-114 (V1902)						
Dsl		Latest, Carrier# 25-38750-00	ND	OSGR	12	18175N
Perkins 4.108 Diesel		Delco System (27MT)	DR	OSGR	12	6575N
Perkins 4.108 Diesel		Delco System (28MT)	DR	OSGR	12	6575N
NDS40						
Kubota CT4-114 (V1902)						
Dsl	All	Earliest, Carrier #25-37640-00	ND	OSGR	12	18175N

STARTERS

STARTERS

ENGINE	YEAR	APPLICATION	Mfg	Type	Volt	PART NUMBER
CARRIER TRANSICOLD - Trailer Unit (Cont'd)						
NDS40 (Cont'd)						
Kubota CT4-114 (V1902) Dsl		Later, Carrier# 25-37725-00	ND	OSGR	12	18175N
Kubota CT4-114 (V1902) Dsl		Latest, Carrier# 25-38750-00	ND	OSGR	12	18175N
Perkins 4.108 Diesel		Delco System (27MT)	DR	OSGR	12	6575N
Perkins 4.108 Diesel		Delco System (28MT)	DR	OSGR	12	6575N
NDT40						
Perkins 4.108 Diesel	All	Delco System (27MT)	DR	OSGR	12	6575N
Perkins 4.108 Diesel		Delco System (28MT)	DR	OSGR	12	6575N
Phoenix Advantage						
All Engines	All	Earliest, Carrier #25-37640-00	ND	OSGR	12	18175N
All Engines		Later, Carrier# 25-37725-00	ND	OSGR	12	18175N
All Engines		Latest, Carrier# 25-38750-00	ND	OSGR	12	18175N
Phoenix Ultra						
Kubota CT4-134 (V2203-DI) Dsl	All	Denso System (1.4kw)	ND	OSGR	12	18277N
Kubota CT4-134 (V2203-DI) Dsl		Denso System (2.0kw)	ND	OSGR	12	18556N
Kubota CT4-134 (V2203-DI) Dsl		Denso System (2.2kw)	ND	OSGR	12	18557N
Kubota CT4-134-TV (V2203-TV) Dsl		Denso System (1.4kw)	ND	OSGR	12	18277N
Kubota CT4-134-TV (V2203-TV) Dsl		Denso System (2.0kw)	ND	OSGR	12	18556N
Kubota CT4-134-TV (V2203-TV) Dsl		Denso System (2.2kw)	ND	OSGR	12	18557N
Phoenix Ultra XL						
Kubota CT4-134 (V2203-DI) Dsl	All	Denso System (1.4kw)	ND	OSGR	12	18277N
Kubota CT4-134 (V2203-DI) Dsl		Denso System (2.0kw)	ND	OSGR	12	18556N
Kubota CT4-134 (V2203-DI) Dsl		Denso System (2.2kw)	ND	OSGR	12	18557N
Thunderbird						
Kubota CT4-114 (V1902) Dsl	All	Earliest, Carrier #25-37640-00	ND	OSGR	12	18175N
Kubota CT4-114 (V1902) Dsl		Later, Carrier# 25-37725-00	ND	OSGR	12	18175N
Kubota CT4-114 (V1902) Dsl		Latest, Carrier# 25-38750-00	ND	OSGR	12	18175N
Kubota CT4-114 (V1902-DI) Dsl		Earliest, Carrier #25-37640-00	ND	OSGR	12	18175N
Kubota CT4-114 (V1902-DI) Dsl		Later, Carrier# 25-37725-00	ND	OSGR	12	18175N
Kubota CT4-114 (V1902-DI) Dsl		Latest, Carrier# 25-38750-00	ND	OSGR	12	18175N
Kubota Engine	1981-	Denso System	ND	OSGR	12	18175N
UDE Series						
Kubota CT4-114 (V1902) Dsl	All	Earliest, Carrier #25-37640-00	ND	OSGR	12	18175N
Kubota CT4-114 (V1902) Dsl		Later, Carrier# 25-37725-00	ND	OSGR	12	18175N
Kubota CT4-114 (V1902) Dsl		Latest, Carrier# 25-38750-00	ND	OSGR	12	18175N

STARTERS

ENGINE	YEAR	APPLICATION	Mfg	Type	Volt	PART NUMBER
CARRIER TRANSICOLD - Trailer Unit (Cont'd)						
UDE Series (Cont'd)						
Perkins 4.108 Diesel		Delco System (27MT)	DR	OSGR	12	6575N
Perkins 4.108 Diesel		Delco System (28MT)	DR	OSGR	12	6575N
UDG Series						
Kubota CT4-114 (V1902) Dsl	All	Earliest, Carrier #25-37640-00	ND	OSGR	12	18175N
Kubota CT4-114 (V1902) Dsl		Later, Carrier# 25-37725-00	ND	OSGR	12	18175N
Kubota CT4-114 (V1902) Dsl		Latest, Carrier# 25-38750-00	ND	OSGR	12	18175N
Perkins 4.108 Diesel		Delco System (27MT)	DR	OSGR	12	6575N
Perkins 4.108 Diesel		Delco System (28MT)	DR	OSGR	12	6575N
Ultima 53						
Kubota CT4-134 (V2203-DI) Dsl	All	Denso System (1.4kw)	ND	OSGR	12	18277N
Kubota CT4-134 (V2203-DI) Dsl		Denso System (2.0kw)	ND	OSGR	12	18556N
Kubota CT4-134 (V2203-DI) Dsl		Denso System (2.2kw)	ND	OSGR	12	18557N
CARRIER TRANSICOLD - Truck Unit						
Kingbird						
Kubota CT3-57 (D950) Diesel	All	Denso System (Late)	ND	OSGR	12	18148N
Magnum						
Kubota Engine	All	Denso System	ND	OSGR	12	18148N
Silverhawk Magnum						
Kubota CT3-52 (ZB600) Dsl	All	Denso System (Late)	ND	OSGR	12	18148N
Silverhawk Plus						
Kubota CT3-52 (ZB600) Dsl	All	Denso System (Late)	ND	OSGR	12	18148N
Starbird						
Kubota CT3-37 Diesel	All	Denso System	ND	OSGR	12	18148N
Kubota Engine		Denso System	ND	OSGR	12	18148N
Starbird Plus						
Kubota CT3-44 (D722E) Dsl	All	Denso System	ND	OSGR	12	18148N
Summit 722U						
All Engines	All	Denso System (Late)	ND	OSGR	12	18148N
Sunbird						
Kubota CT2-35 Diesel	All	Denso System (Late)	ND	OSGR	12	18148N
Sunbird Plus						
Kubota CT2-35 Diesel	All	Denso System (Late)	ND	OSGR	12	18148N
Supra 622						
Kubota CT3-44-TV (D722-TV) Dsl	All	Denso System	ND	OSGR	12	18148N

STARTERS

STARTERS

ENGINE	YEAR	APPLICATION	Mfg	Type	Volt	PART NUMBER
CARRIER TRANSICOLD - Truck Unit (Cont'd)						
Supra 644						
Kubota CT3-44-TV (D722-TV) Dsl	All	Denso System	ND	OSGR	12	18148N
Supra 650						
Kubota CT3-44-TV (D722-TV) Dsl	All	Denso System	ND	OSGR	12	18148N
Supra 722						
Kubota CT3-44-TV (D722-TV) Dsl	All	Denso System	ND	OSGR	12	18148N
Supra 744						
Kubota CT3-44-TV (D722-TV) Dsl	All	Denso System	ND	OSGR	12	18148N
Supra 750						
Kubota CT3-44-TV (D722-TV) Dsl	All	Denso System	ND	OSGR	12	18148N
Supra 822						
Kubota CT3-44-TV (D722-TV) Dsl	All	Denso System	ND	OSGR	12	18148N
Supra 844						
Kubota CT3-44-TV (D722-TV) Dsl	All	Denso System	ND	OSGR	12	18148N
Supra 850						
Kubota CT3-44-TV (D722-TV) Dsl	All	Denso System	ND	OSGR	12	18148N
TDB						
Kubota CT3-52 (ZB600) Dsl	All	Denso System (Late)	ND	OSGR	12	18148N
TDS						
Kubota CT3-52 (ZB600) Dsl	All	Denso System (Late)	ND	OSGR	12	18148N
CASE - Agricultural Tractor						
1290						
4 Cyl. 195 Diesel	1983-80	Lucas System	LU	DD	12	16664N
1294						
4 Cyl. 219 Diesel	1984-83	Lucas System	LU	DD	12	16664N
1390						
4 Cyl. 219 Diesel	1983-80	Lucas System	LU	DD	12	16664N
1410						
4-219 Diesel	1980-76	Lucas System M50 version	LU	DD	12	16608N-M50
4-219 Diesel	1980-74	Lucas System : M127 version	LU	DD	12	16608N-M127
4-219 Diesel	1976-74	Lucas System	LU	DD	12	16608N-M50
1470TK						
6-504 Diesel	1972-69	Delco System	DR	DD	24	3948N
1490						
4 Cyl. 219 Diesel	1983-80	Lucas System	LU	DD	12	16664N

STARTERS

ENGINE	YEAR	APPLICATION	Mfg	Type	Volt	PART NUMBER
CASE - Agricultural Tractor (Cont'd)						
1690						
6-329 Diesel	1983-80	Lucas System : M127 version	LU	DD	12	16608N-M127
6-329 Diesel		Lucas System M50 version	LU	DD	12	16608N-M50
DT-466 Diesel	1992-85	Denso System	ND	DD	12	17353N
1896						
6-359 Diesel	1989-84	Denso System	ND	DD	12	17353N
2090						
6-504 Diesel	1983-80	Denso System	ND	DD	12	17353N
2094						
6-504 Diesel	1984-83	Denso System	ND	DD	12	17353N
2096						
6-359 Diesel	1989-84	Denso System	ND	DD	12	17353N
2120						
3-183 Diesel	1992-90	Bosch System	BO	DD	12	17114N
2130						
3-183 Diesel	1992-90	Bosch System	BO	DD	12	17114N
2290						
6-504 Diesel	1983-80	Denso System	ND	DD	12	17353N
2294						
6-504 Diesel	1987-83	Denso System	ND	DD	12	17353N
230						
Gas Engines	1957-55	Delco System	DR	DD	6	4033N
2390						
6-504 Diesel	1983-80	Denso System	ND	DD	12	17353N
2394						
6-504 Diesel	1987-85	Denso System	ND	DD	12	17353N
2590						
6-504 Diesel	1983-80	Denso System	ND	DD	12	17353N
2594						
6-504 Diesel	1987-83	Denso System	ND	DD	12	17353N
265 Offset						
3-78 Mitsubishi Diesel	1991-87	K3D Mitsubishi	MI	PLGR	12	17096N
275						
3-91 Mitsubishi Diesel	1991-86	K3D Mitsubishi	MI	PLGR	12	17096N
3220						
3-179 Diesel	1997-94	Lucas System	LU	DD	12	16984N
3230						
4-206 Diesel	1997-94	Lucas System	LU	DD	12	16984N
3294						
6-504 Diesel	1984-83	Denso System	ND	DD	12	17353N
335						
Case 6-787	2004-	Denso System	ND	OSGR	24	32958N
335B						
Case 6-787	2007-	Denso System	ND	OSGR	24	32958N

STARTERS

STARTERS

ENGINE	YEAR	APPLICATION	Mfg	Type	Volt	PART NUMBER
CASE - Agricultural Tractor (Cont'd)						
3394						
6-504 Diesel	1987-85	Denso System	ND	DD	12	17353N
340						
Case 6-787	2004-	Denso System	ND	OSGR	24	32958N
340B						
Case 6-787	2007-	Denso System	ND	OSGR	24	32958N
350						
D-188 Diesel	1978-73	Delco System	DR	DD	12	4318N
3594						
6-504 Diesel	1987-85	Denso System	ND	DD	12	17353N
430						
3.9L	All	29MT, 12V / 10T	DR	PLGR	12	6847N
4494						
6-504 Diesel	1987-84	Denso System	ND	DD	12	17353N
4694						
6-504 Diesel	1987-84	Denso System	ND	DD	12	17353N
480B						
188 Diesel	1975-74	Delco System	DR	DD	12	4318N
4894						
Scania 6-674 Diesel	1987-84	Denso System	ND	DD	12	17353N
4994						
Scania 8-866 Diesel	1987-84	Denso System	ND	DD	12	17353N
5120						
4-239 Diesel	1991-90	Bosch System	BO	DD	12	17232N
5130						
6-359 Diesel	1991-90	Bosch System	BO	DD	12	17307N
5140						
6-359 Diesel	1991-90	Bosch System	BO	DD	12	17307N
5220						
4-239 Diesel	1997-92	Bosch System	BO	DD	12	17232N
5240						
6-590 Diesel	1997-92	Bosch System (Opt.)	BO	DD	12	17307N
531						
D-310 Diesel	1986-	Bosch Starter	BO	DD	12	17228N
644						
D-206 Diesel	1986-	Bosch Starter	BO	DD	12	17228N
685						
4-239 Diesel	1990-85	Bosch System	BO	DD	12	17077N
7110						
6-504 Diesel	1993-87	Denso System	ND	DD	12	17353N
7120						
6-504 Diesel	1993-87	Denso System	ND	DD	12	17353N
Iveco 9.0L	2008-	Denso System	ND	OSGR	24	32957N

STARTERS

ENGINE	YEAR	APPLICATION	Mfg	Type	Volt	PART NUMBER
CASE - Agricultural Tractor (Cont'd)						
7130						
6-504 Diesel	1993-87	Denso System	ND	DD	12	17353N
7140						
6-504 Diesel	1993-87	Denso System	ND	DD	12	17353N
7150						
6-504 Diesel	1993-90	Denso System	ND	DD	12	17353N
7210						
6-504 Diesel	1996-94	Denso System	ND	DD	12	17353N
7220						
6-504 Diesel	1996-94	Denso System	ND	DD	12	17353N
7230						
6-504 Diesel	1996-94	Denso System	ND	DD	12	17353N
7240						
6-504 Diesel	1996-94	Denso System	ND	DD	12	17353N
7250						
6-504 Diesel	1996-94	Denso System	ND	DD	12	17353N
8910						
6-504 Diesel	1998-97	Denso System	ND	DD	12	17353N
8920						
6-504 Diesel	1998-97	Denso System	ND	DD	12	17353N
8930						
6-504 Diesel	1998-97	Denso System	ND	DD	12	17353N
8940						
6-504 Diesel	1998-97	Denso System	ND	DD	12	17353N
8950						
6-504 Diesel	1998-97	Denso System	ND	DD	12	17353N
9110						
6-504 Diesel	1990-89	Denso System (SN JCB0003600-On)	ND	DD	12	17353N
9130						
6-504 Diesel	1990-89	Denso System (SN JCB0003600-On)	ND	DD	12	17353N
6-504 Diesel	1989-86	Delco System (To SN JCB0003600)	ND	DD	12	17353N
Farmall 31						
3-91 Diesel	2008-	Mitsubishi System	MI	PMGR	12	18395N
Farmall 35						
3-101 Diesel	2008-	Denso System	ND	OSGR	12	18139N
Farmall 40						
4-122 Diesel	2009-	Denso System	ND	OSGR	12	18139N
Farmall 45						
4-135 Diesel	2009-	Denso System	ND	OSGR	12	18139N
Farmall 50						
4-135 Diesel	2009-	Denso System	ND	OSGR	12	18139N
Farmall 55						
4-135 Diesel	2009-	Denso System	ND	OSGR	12	18139N

STARTERS

STARTERS

ENGINE	YEAR	APPLICATION	Mfg	Type	Volt	PART NUMBER
CASE - Agricultural Tractor (Cont'd)						
Farmall 60						
4-135 Diesel	2009-	Denso System	ND	OSGR	12	18139N
JX100U						
Iveco 4-239 Diesel	2002-	Bosch System	BO	PLGR	12	18374N
JX1060C						
Iveco 3-179 Diesel	2008-03	Bosch System	BO	PLGR	12	18950N
JX1070C						
Iveco 3-179 Diesel	2008-03	Bosch System	BO	PLGR	12	18950N
JX1070N						
Iveco 3-179 Diesel	2008-04	Bosch System	BO	PLGR	12	18950N
JX1075C						
Iveco 3-179 Diesel	2008-04	Bosch System	BO	PLGR	12	18950N
JX1075N						
Iveco 3-179 Diesel	2008-04	Bosch System	BO	PLGR	12	18950N
JX1095N						
All Engines	2008-05	Bosch System	BO	PLGR	12	18374N
JX55						
Iveco 3-165 Diesel	2006-02	Bosch System	BO	PLGR	12	18950N
JX60						
Iveco 3-179 Diesel	2008-06	Bosch System	BO	PLGR	12	18950N
JX65						
Iveco 3-179 Diesel	2002-	Bosch System	BO	PLGR	12	18950N
JX70						
Iveco 3-179 Diesel	2008-06	Bosch System	BO	PLGR	12	18950N
JX70U						
All Engines	2002-	Bosch System	BO	PLGR	12	18374N
JX80						
Iveco 4-239 Diesel	2008-06	Bosch System	BO	PLGR	12	18374N
JX80U						
Iveco 4-239 Diesel	2002-	Bosch System	BO	PLGR	12	18374N
JX85						
Iveco 4-239 Diesel	2006-02	Bosch System	BO	PLGR	12	18374N
JX90						
Iveco 4-239 Diesel	2008-06	Bosch System	BO	PLGR	12	18374N
JX90U						
Iveco 4-239 Diesel	2006-02	Bosch System	BO	PLGR	12	18374N
JX95						
Iveco 4-239 Diesel	2009-02	Bosch System	BO	PLGR	12	18374N
MX150						
6-359 Diesel	1999-98	Bosch System (Opt.)	BO	DD	12	17307N
MX170						
6-359 Diesel	1999-98	Bosch System (Opt.)	BO	DD	12	17307N
STX280						
6-505 Diesel	2006-	Denso System	ND	OSGR	24	18535N

STARTERS

ENGINE	YEAR	APPLICATION	Mfg	Type	Volt	PART NUMBER
CASE - Agricultural Tractor (Cont'd)						
STX330						
6-540 Diesel	2006-	Denso System	ND	OSGR	24	18535N
1200TK						
6-451 Diesel	1969-68	Delco, 24 Volt, 35MT	DR	37MT	24	6359N-PT
1394						
4 Cyl. 219 Diesel	1988-83	Lucas System	LU	DD	12	16664N
4-219 Diesel		Lucas System : M127 version	LU	DD	12	16608N-M127
4-219 Diesel		Lucas System M50 version	LU	DD	12	16608N-M50
1494						
4 Cyl. 219 Diesel	1988-83	Lucas System	LU	DD	12	16664N
4-219 Diesel		Lucas System : M127 version	LU	DD	12	16608N-M127
4-219 Diesel		Lucas System M50 version	LU	DD	12	16608N-M50
1594						
6-329 Diesel	1988-83	Lucas System : M127 version	LU	DD	12	16608N-M127
6-329 Diesel		Lucas System M50 version	LU	DD	12	16608N-M50
2190						
Case IH 6-504	1979	DR. 42MT Service replace.	DR	42MT	12	6371N
385						
3-155 Case Diesel	1990-85	Bosch Starter	BO	DD	12	17077N
3-155 Case Diesel		Lucas System	LU	DD	12	16984N
395						
3-155 Case Diesel	1993-91	Bosch Starter	BO	DD	12	17077N
3-155 Case Diesel		Lucas System	LU	DD	12	16984N
4210						
4-239 Diesel	1997-94	Lucas System	LU	DD	12	16984N
4230						
4-268 Diesel	1997-94	Lucas System	LU	DD	12	16984N
4240						
4-268 Diesel	1997-94	Lucas System	LU	DD	12	16984N
4490						
6-504 Diesel	1983-79	Delco System	DR	40MT	12	3339N
4494						
6-504 Diesel	1989-84	Delco System	DR	40MT	12	3339N
4690						
6-504 Diesel	1983-79	Delco System	DR	40MT	12	3339N
4694						
6-504 Diesel	1989-84	Delco System	DR	40MT	12	3339N
485						
3-179 Diesel	1990-85	Bosch Starter	BO	DD	12	17077N
4890						
Scania 6-674 Diesel	1983-79	Delco System	DR	40MT	12	3339N
4894						
Scania 6-674 Diesel	1987-84	Delco System	DR	40MT	12	3339N
495						
3-179 Diesel	1994-91	Bosch Starter	BO	DD	12	17077N
3-179 Diesel		Lucas System	LU	DD	12	16984N

STARTERS

STARTERS

ENGINE	YEAR	APPLICATION	Mfg	Type	Volt	PART NUMBER
CASE - Agricultural Tractor (Cont'd)						
4994						
Scania 8-866 Diesel	1987-84	Delco System	DR	40MT	12	3339N
595						
4-206 Case Diesel	1994-91	Bosch Starter	BO	DD	12	17077N
4-206 Case Diesel		Lucas System	LU	DD	12	16984N
695						
4-239 Diesel	1994-91	Bosch System	BO	DD	12	17077N
4-239 Diesel		Lucas System	LU	DD	12	16984N
780						
336 Diesel	1999-85	Delco, 24 Volt, 35MT	DR	37MT	24	6359N-PT
800						
A267D-F Diesel	1964-59	Delco, 24 Volt, 35MT	DR	37MT	24	6359N-PT
844						
4-267 Diesel	1992-86	Bosch Starter	BO	DD	12	17228N
885						
4-268 Diesel	1990-85	Bosch System	BO	DD	12	17077N
4-268 Diesel		Lucas System	LU	DD	12	16984N
895						
4-268 Diesel	1994-91	Bosch System	BO	DD	12	17077N
4-268 Diesel		Lucas System	LU	DD	12	16984N
9110						
6-504 Diesel	1989-86	To SN JCB0003600, Delco 42MT	DR	42MT	12	6371N
Cummins 6C, 8.3L	1993-86	Delco 42MT	DR	42MT	12	6371N
9130						
Cummins 6C, 8.3L	1993-86	Delco 42MT	DR	42MT	12	6371N
9150						
Cat. 3306TA	1993-86	Delco 42MT	DR	42MT	12	6371N
Cummins 6-1150 Dsl		Delco System	DR	50MT	24	4930N
Cummins 6-611 Dsl	1990-86	Delco 42MT	DR	42MT	12	6371N
Cummins L10TA	1993-86	Delco Ststem	DR	42MT	12	6356N
9170						
Cummins 6-855 Dsl	1993-86	Delco (12/86 - 8/88)	DR	42MT	12	6356N
Cummins 6-855 Dsl	1990-88	Delco (9/88 - 7/90)	DR	42MT	12	6356N
9180						
Cummins 6-855 Dsl	1993-86	Delco (12/86 - 8/88)	DR	42MT	12	6356N
Cummins 6-855 Dsl	1990-86	Delco (9/88 - 7/90)	DR	42MT	12	6356N
9190						
Cummins 6-1150 Dsl	1991-87	Delco System	DR	50MT	24	4930N
9210						
6-504 Diesel	1995-90	Denso System	ND	DD	12	17353N
9230						
6-504 Diesel	1995-90	Denso System	ND	DD	12	17353N
9240						
6-504 Diesel	1995-90	Denso System	ND	DD	12	17353N
9250						
Cummins 6-611 Dsl	1996-91	Delco System (Std.)	DR	42MT	12	6356N
Cummins 6-611 Dsl		Delco System (w/Jump Start Protection)	DR	42MT	12	6513N

STARTERS

ENGINE	YEAR	APPLICATION	Mfg	Type	Volt	PART NUMBER
CASE - Agricultural Tractor (Cont'd)						
9250 (Cont'd)						
Cummins 6-611 Dsl	1990	Delco System (Std.)	DR	42MT	12	6356N
Cummins 6-611 Dsl		Delco System (w/Jump Start Protection)	DR	42MT	12	6513N
9260						
Cummins 6-611 Dsl	1996-91	Delco System (Std.)	DR	42MT	12	6356N
Cummins 6-611 Dsl		Delco System (w/Jump Start Protection)	DR	42MT	12	6513N
Cummins 6-611 Dsl	1990	Delco System (Std.)	DR	42MT	12	6356N
Cummins 6-611 Dsl		Delco System (w/Jump Start Protection)	DR	42MT	12	6513N
9270						
Cummins 6-855 Dsl	1999-91	Delco System (Std.)	DR	42MT	12	6356N
Cummins 6-855 Dsl	1995-91	Delco System (w/Jump Start Protection)	DR	42MT	12	6513N
Cummins 6-855 Dsl	1990	Delco System (Std.)	DR	42MT	12	6356N
Cummins 6-855 Dsl		Delco System (w/Jump Start Protection)	DR	42MT	12	6513N
9280						
Cummins 6-855 Dsl	1999-91	Delco System (Std.)	DR	42MT	12	6356N
Cummins 6-855 Dsl	1995-91	Delco System (w/Jump Start Protection)	DR	42MT	12	6513N
Cummins 6-855 Dsl	1990	Delco System (Std.)	DR	42MT	12	6356N
Cummins 6-855 Dsl		Delco System (w/Jump Start Protection)	DR	42MT	12	6513N
9310						
6-504 Diesel	2000-95	Denso (To SN JEE0069096)	ND	DD	12	17353N
9330						
6-504 Diesel	2000-95	Denso (To SN JEE0069096)	ND	DD	12	17353N
9350						
Cummins 6-611 Dsl	2000-96	Delco System (Std.)	DR	42MT	12	6356N
Cummins 6-611 Dsl		Delco System (w/Jump Start Protection)	DR	42MT	12	6513N
Cummins 6-611 Dsl	1995	Delco System (Std.)	DR	42MT	12	6356N
Cummins 6-611 Dsl		Delco System (w/Jump Start Protection)	DR	42MT	12	6513N
Cummins M11	2004-95	Delco System (w/Jump Start Protection)	DR	42MT	12	6513N
9370						
Cummins 6-855 Dsl	2000-96	Delco System (Std.)	DR	42MT	12	6356N
Cummins 6-855 Dsl		Delco System (w/Jump Start Protection)	DR	42MT	12	6513N
Cummins 6-855 Dsl	1995	Delco System (Std.)	DR	42MT	12	6356N
Cummins 6-855 Dsl		Delco System (w/Jump Start Protection)	DR	42MT	12	6513N
9370QT						
Cummins 6-855 Dsl	2000-95	Delco System (Std.)	DR	42MT	12	6356N
Cummins 6-855 Dsl		Delco System (w/Jump Start Protection)	DR	42MT	12	6513N
9380						
Cummins 6-855 Dsl	2004-96	Delco System (Std.)	DR	42MT	12	6356N
Cummins 6-855 Dsl	2000-96	Delco System (w/Jump Start Protection)	DR	42MT	12	6513N
Cummins 6-855 Dsl	1995	Delco System (Std.)	DR	42MT	12	6356N
Cummins 6-855 Dsl		Delco System (w/Jump Start Protection)	DR	42MT	12	6513N
9380QT						
Cummins 6-855 Dsl	2000-95	Delco System (Std.)	DR	42MT	12	6356N
Cummins 6-855 Dsl		Delco System (w/Jump Start Protection)	DR	42MT	12	6513N
9390						
Cummins 6-855 Dsl	2004-96	Delco System (Std.)	DR	42MT	12	6356N
Cummins 6-855 Dsl	2000-96	Delco System (w/Jump Start Protection)	DR	42MT	12	6513N
Cummins 6-855 Dsl	1995	Delco System (Std.)	DR	42MT	12	6356N
Cummins 6-855 Dsl		Delco System (w/Jump Start Protection)	DR	42MT	12	6513N

STARTERS

STARTERS

ENGINE	YEAR	APPLICATION	Mfg	Type	Volt	PART NUMBER
CASE - Agricultural Tractor (Cont'd)						
995						
4 Cyl. 219 Diesel	1976-71	Lucas System	LU	DD	12	16664N
4-268 Diesel	1994-91	Bosch System	BO	DD	12	17077N
4-268 Diesel		Lucas System	LU	DD	12	16984N
STX375						
Cummins QSX Dsl.	2007-00	Delco System (w/Jump Start Protection)	DR	42MT	12	6513N
Cummins QSX, 15.0L	2007-04	Steiger, DR. 39MT, 24 Volt	DR	39MT	24	6819N
STX375QT						
Cummins QSX Dsl.	2007-00	Delco System (w/Jump Start Protection)	DR	42MT	12	6513N
STX425						
Cummins QSX Dsl.	2007-00	Delco System (w/Jump Start Protection)	DR	42MT	12	6513N
STX425QT						
Cummins QSX Dsl.	2007-00	Delco System (w/Jump Start Protection)	DR	42MT	12	6513N
STX440						
Cummins QSX Dsl.	2007-00	Delco System (w/Jump Start Protection)	DR	42MT	12	6513N
STX450						
Cummins QSX Dsl.	2007-00	Delco System (w/Jump Start Protection)	DR	42MT	12	6513N
STX450QT						
Cummins QSX Dsl.	2007-00	Delco System (w/Jump Start Protection)	DR	42MT	12	6513N
STX500						
Cummins QSX, 15.0L	2007-04	DR. 39MT, 24 Volt	DR	39MT	24	6819N
CASE - Combine						
1620						
D358 / 436 / 466	1994-85	Denso System	ND	DD	12	17353N
1640						
D436 / 466	1992-85	Denso System	ND	DD	12	17353N
1644						
All Engines	1995-93	Denso System	ND	DD	12	17353N
1660						
D436 / 466	1992-85	Denso System	ND	DD	12	17353N
1666						
All Engines	1997-93	Denso System	ND	DD	12	17353N
1668						
All Engines	1997-93	Denso System	ND	DD	12	17353N
1670						
DT-466 Diesel	1991-89	Denso System	ND	DD	12	17353N
1680						
D436 / 466	1992-85	Denso System	ND	DD	12	17353N
1682						
D436 / 466	1992-85	Denso System	ND	DD	12	17353N
1688						
All Engines	1995-92	Denso System	ND	DD	12	17353N
2144						
All Engines	1997-94	Denso System	ND	DD	12	17353N

STARTERS

ENGINE	YEAR	APPLICATION	Mfg	Type	Volt	PART NUMBER
CASE - Combine (Cont'd)						
2166						
All Engines	1997-94	Denso System	ND	DD	12	17353N
2188						
All Engines	1997-94	Denso System	ND	DD	12	17353N
2377						
All Engines	2005-	Iskra System	ND	OSGR	12	18343N
2388						
Cummins 8.3L	2005-	Iskra System	ND	OSGR	12	18343N
Cummins 8.3L	2004-98	Iskra Replacement	ND	OSGR	12	18343N
2577						
All Engines	2006-	Iskra System	ND	OSGR	12	18343N
2588						
All Engines	2006-	Iskra System	ND	OSGR	12	18343N
503						
D-301 Diesel	1970-68	Delco System	DR	DD	12	4971N
5088						
Case 8.3L	2008-	Iskra System	ND	OSGR	12	18343N
6088						
Case 8.3L	2008-	Iskra System	ND	OSGR	12	18343N
7088						
Case 9.0L	2007-	Iskra System	ND	OSGR	12	18343N
715						
All Engines	1979-71	Delco System	DR	DD	12	6410N-PT
8120						
Iveco 10.3L	2008-	Denso System	ND	OSGR	24	32958N
9120						
Iveco 12.9L	2008-	Denso System	ND	OSGR	24	32958N
CASE - Cotton Picker						
1822						
6-590 / 6-830	1992-86	Denso System	ND	DD	12	17353N
1844						
6-590 / 6-830	1992-86	Denso System	ND	DD	12	17353N
2022						
6-590 / 6-830	1995-91	Denso System	ND	DD	12	17353N
2055						
6TA-830	1998-93	Denso System	ND	DD	12	17353N
2155						
6TA-830	1998-95	Denso System	ND	DD	12	17353N
2555						
All Engines	All	To SN JJC0157149	ND	DD	12	17353N
620						
6-505 Diesel	2006-	Iskra System	ND	OSGR	12	18343N

STARTERS

STARTERS

ENGINE	YEAR	APPLICATION	Mfg	Type	Volt	PART NUMBER
CASE - Cotton Picker (Cont'd)						
625						
6-550 Diesel	2006-	Iskra System	ND	OSGR	12	18343N
CPX420						
All Engines	2006-05	Iskra Replacement	ND	OSGR	12	18343N
CPX610						
All Engines	2006-05	Iskra Replacement	ND	OSGR	12	18343N
CPX620						
All Engines	2006-05	Iskra Replacement	ND	OSGR	12	18343N
CASE - Crane						
1000 Travelift						
DD 4-71	1994-85	42MT, 24 Volt	DR	42MT	24	6370N
DD 4-71	1984-83	Delco System	DR	DD	24	3745N
DD 4-71	1984-81	Delco System	DR	DD	12	3974N
DD 4-71	1982-81	Delco System	DR	DD	24	3745N
DD 4-71	1980-70	Delco System	DR	DD	12	3974N
1500 Cruz Crane						
6-504 Diesel	1982-81	Delco System	DR	40MT	12	3339N
DD 4-71	1981-	Delco System	DR	DD	12	3974N
DD 4-71	1980-76	Delco System	DR	DD	12	3974N
1800 Cruz Crane						
6-504 Diesel	1982-81	Delco System	DR	40MT	12	3339N
DD 4-71	1981-	Delco System	DR	DD	12	3974N
DD 4-71	1980-76	Delco System	DR	DD	12	3974N
2000 Cruz Crane						
6-504 Diesel	1982-81	Delco System	DR	40MT	12	3339N
DD 4-71	1981-	Delco System	DR	DD	12	3974N
DD 4-71	1980-79	Delco System	DR	DD	12	3974N
250 Travelift						
DD 3-53	1984-82	Delco System	DR	DD	12	4882N
DD 3-53, 2.6L Dsl.		37MT, 12V / 12T	DR	DD	12	6644N
2500 Cruz Crane						
6-504 Diesel	1982-81	Delco System	DR	40MT	12	3339N
DD 4-71	1981-	Delco System	DR	DD	12	3974N
DD 4-71	1980-79	Delco System	DR	DD	12	3974N
3300 Cruz Crane						
D-188 Diesel	1981-	Delco System	DR	DD	12	4318N
3330 Cruz Crane						
D-188 Diesel	1981-	Delco System	DR	DD	12	4318N
500 Travelift						
DD 3-53	1984-82	Delco System	DR	DD	12	4882N
DD 3-53, 2.6L Dsl.		37MT, 12V / 12T	DR	DD	12	6644N
5500 Cruz Crane						
6-504 Diesel	1982-81	Delco System	DR	40MT	12	3339N
DD 4-71	1981-	Delco System	DR	DD	12	3974N
DD 4-71	1980-79	Delco System	DR	DD	12	3974N
5550 Cruz Crane						
Case IH 6-504BD	1982-81	Delco System	DR	40MT	12	3339N

STARTERS

ENGINE	YEAR	APPLICATION	Mfg	Type	Volt	PART NUMBER
CASE - Crane (Cont'd)						
650 Travelift						
DD 3-53	1984-82	Delco System	DR	DD	12	4882N
DD 4-53		Delco System	DR	DD	12	4882N
650CA Travelift						
DD 4-71	1994-85	42MT, 24 Volt	DR	42MT	24	6370N
DD 4-71	1984-83	Delco System	DR	DD	24	3745N
DD 4-71	1984-81	Delco System	DR	DD	12	3974N
DD 4-71	1982-81	Delco System	DR	DD	24	3745N
DD 4-71	1980-79	Delco System	DR	DD	12	3974N
700 Travelift						
504 Diesel	1980-79	Delco System	DR	DD	24	3948N
770 Travelift						
504 Diesel	1982-71	Delco System	DR	DD	24	3948N
6-504 Diesel	1982-81	Delco System	DR	40MT	12	3339N
800 Travelift						
DD 4-71	1994-85	42MT, 24 Volt	DR	42MT	24	6370N
DD 4-71	1984-83	Delco System	DR	DD	24	3745N
DD 4-71	1984-81	Delco System	DR	DD	12	3974N
DD 4-71	1982-81	Delco System	DR	DD	24	3745N
DD 4-71	1980-70	Delco System	DR	DD	12	3974N
CASE - Crawler Excavator						
CX210						
6TAA-5904	All	Denso System	ND	OSGR	24	17391N
CX210LR						
Case 6TAA-5904	All	Denso System	ND	OSGR	24	17391N
CASE - Crawler Tractor						
1155D						
504 Diesel	1986-83	Delco System	DR	DD	24	3948N
1155E						
6-590 Diesel	1989-85	Denso System	ND	OSGR	24	17391N
CASE - Crawlers						
120C						
DD 12V-71	1979	Delco System	DR	50MT	24	4930N
CASE - Excavator						
1080						
504 Diesel	1985-83	Delco System	DR	DD	24	3948N
1080B						
504 Diesel	1988-86	Delco System (40MT)	DR	DD	24	3948N
504 Diesel		Delco System (42MT)	DR	DD	24	6360N
1085B						
6T-590 Diesel	1990-83	Delco System	DR	DD	24	6269N-PT
1085C						
6T-590 Diesel	1993-90	Denso System	ND	OSGR	24	17391N

STARTERS

STARTERS

ENGINE	YEAR	APPLICATION	Mfg	Type	Volt	PART NUMBER
CASE - Excavator (Cont'd)						
1086B						
6T-590 Diesel	1990-85	Delco System	DR	DD	24	6269N-PT
1088						
6T-590 Diesel	1992-88	Denso System	ND	OSGR	24	17391N
120D						
DD 12V-71	1982-79	Delco System	DR	50MT	24	4930N
1280						
504 Diesel	1985-83	Delco System	DR	DD	24	3948N
1280B						
504 Diesel	1985-83	Delco System	DR	DD	24	3948N
1285						
504 Diesel	1985-83	Delco System	DR	DD	24	3948N
1286						
504 Diesel	1985-83	Delco System	DR	DD	24	3948N
35D						
336 Diesel	1985-79	Delco, 24 Volt, 35MT	DR	37MT	24	6359N-PT
336 Diesel		Delco, 24 Volt, 37MT	DR	37MT	24	6359N-PT
DD 4-53, 3.5L Dsl.		37MT, 12V / 12T	DR	DD	12	6644N
40D						
DD 4-71	1986-85	42MT, 24 Volt	DR	42MT	24	6370N
DD 4-71, 4.7L Dsl.	1984-79	40MT, 24V / 11T	DR	DD	24	3745N
45DR						
DD 4-71	1995-86	42MT, 24 Volt	DR	42MT	24	6370N
50D						
DD 4-71	1986-85	42MT, 24 Volt	DR	42MT	24	6370N
DD 4-71, 4.7L Dsl.	1984-79	40MT, 24V / 11T	DR	DD	24	3745N
688						
Diesel Engines	1992-87	Denso System	ND	OSGR	24	17391N
880B						
336 Diesel	1980-78	Delco, 24 Volt, 35MT	DR	37MT	24	6359N-PT
880C						
504 Diesel	1984-80	Delco System (Opt.)	DR	DD	24	3948N
504 Diesel		Delco System (Std.)	DR	DD	24	3948N
880D						
6T-590 Diesel	1987-84	Delco System	DR	DD	24	6269N-PT
888						
6T-590 Diesel	1992-88	Denso System	ND	OSGR	24	17391N
9010						
390 Diesel	1994-93	Denso System	ND	OSGR	24	17391N
9010B						
390 Diesel	2000-94	Denso System	ND	OSGR	24	17391N
9020						
390 Diesel	1994-93	Denso System	ND	OSGR	24	17391N
9020B						
390 Diesel	2000-94	Denso System	ND	OSGR	24	17391N

STARTERS

ENGINE	YEAR	APPLICATION	Mfg	Type	Volt	PART NUMBER
CASE - Excavator (Cont'd)						
9030						
6T-590 Diesel	1994-92	Denso System	ND	OSGR	24	17391N
9030B						
6T-590 Diesel	2000-94	Denso System	ND	OSGR	24	17391N
9040						
6T-830 Diesel	1994-93	Delco System	DR	DD	24	6360N
9040B						
6T-830 Diesel	2000-94	Delco System	DR	DD	24	6360N
9045B						
6T-830 Diesel	2000-98	Delco System	DR	DD	24	6360N
CX17B						
Mitsubishi W231KBS	L3E- 2007-	Mitsubishi System	MI	PMGR	12	19609
CX27B						
Yanmar 3TNV82	2005-	Hitachi System	HI	PMGR	12	18219N
CX31B						
Yanmar 3TNV88	2005-	Hitachi System	HI	PMGR	12	18219N
CX36B						
Yanmar 3TNV88	2005-	Hitachi System	HI	PMGR	12	18219N
CX50B						
Yanmar 4TNV88	2005-	Hitachi System	HI	OSGR	12	19709N
CASE - Feller Buncher						
1187 Logger						
504 Diesel	1985-83	Delco System	DR	DD	24	3948N
1187B Logger						
504 Diesel	1988-85	Delco System (40MT)	DR	DD	24	3948N
504 Diesel		Delco System (42MT)	DR	DD	24	6360N
CASE - Lift Truck						
584C						
207 Diesel	1988-75	Delco System	DR	DD	12	4318N
584D						
188 Diesel	1988-75	Opt. Denso Replacement	ND	OSGR	12	16658N
188 Diesel		w/10-Tooth Drive	DR	DD	12	4318N
584E						
390 Diesel	1999-90	Denso System	ND	OSGR	12	16990N
585C						
207 Diesel	1988-75	Delco System	DR	DD	12	4318N
585D						
188 Diesel	1988-75	Opt. Denso Replacement	ND	OSGR	12	16658N
188 Diesel		w/10-Tooth Drive	DR	DD	12	4318N
585E						
390 Diesel	1999-90	Denso System	ND	OSGR	12	16990N

STARTERS

STARTERS

ENGINE	YEAR	APPLICATION	Mfg	Type	Volt	PART NUMBER
CASE - Lift Truck (Cont'd)						
585G						
390 Diesel	2000-99	Denso System	ND	OSGR	12	16990N
586C						
207 Diesel	1988-75	Delco System	DR	DD	12	4318N
586D						
188 Diesel	1988-75	Opt. Denso Replacement	ND	OSGR	12	16658N
188 Diesel		w/10-Tooth Drive	DR	DD	12	4318N
586E						
390 Diesel	1999-90	Denso System	ND	OSGR	12	16990N
586G						
390 Diesel	2000-99	Denso System	ND	OSGR	12	16990N
586G Series III						
All Engines	2004-	Denso System	ND	OSGR	12	19614N
CASE - Loader						
380B						
D-179 Diesel	1987-81	Bosch System	BO	DD	12	17077N
D-179 Diesel		Lucas System	LU	DD	12	16984N
480D Construction King						
188 Diesel	1988-79	Original Delco (Early)	DR	DD	12	4318N
188 Diesel		Original Delco (Late)	DR	DD	12	4318N
188 Diesel		Replacement Denso	ND	OSGR	12	16658N
480E Construction King						
4-390 Diesel	1994-79	Denso System	ND	OSGR	12	16990N
480E LL Construction King						
4-390 Diesel	1994-79	Denso System	ND	OSGR	12	16990N
480F Construction King						
4-390 Diesel	1994-89	Denso System	ND	OSGR	12	16990N
480F LL Construction King						
4-390 Diesel	1994-89	Denso System	ND	OSGR	12	16990N
480LL Construction King						
188 Diesel	1988-79	Original Delco	DR	DD	12	4318N
188 Diesel		Replacement Denso	ND	OSGR	12	16658N
570LXT						
390 Diesel	1999-95	Denso System	ND	OSGR	12	16990N
570LXT Series II						
390 Diesel	1998-	Denso System	ND	OSGR	12	16990N
570MXT						
390 Diesel	1998-	Denso System	ND	OSGR	12	16990N
570MXT Series III						
390 Diesel	2008-	Denso System	ND	OSGR	12	19614N
580C Construction King						
207 Diesel	1980-75	Original Delco	DR	DD	12	4318N
207 Diesel		Replacement Denso	ND	OSGR	12	16658N
580D Construction King						
207 Diesel	1984-80	Denso System	ND	OSGR	12	16658N

STARTERS

ENGINE	YEAR	APPLICATION	Mfg	Type	Volt	PART NUMBER
CASE - Loader (Cont'd)						
580F Construction King						
European Model (Opt.)	All	Lucas System : M127 version	LU	DD	12	16608N-M127
European Model (Opt.)		Lucas System M50 version	LU	DD	12	16608N-M50
European Model (Std.)		Lucas System	LU	DD	12	16664N
580G Construction King						
All Engines	All	Lucas System , M50 version	LU	DD	12	16608N-M50
All Engines		Lucas System : M127 version	LU	DD	12	16608N-M127
580K						
4-390 Diesel	1994-86	Denso System	ND	OSGR	12	16990N
580L						
4-390 Diesel	1999-95	Denso System	ND	OSGR	12	16990N
580L Series II						
4-390 Diesel	1998-	Denso System	ND	OSGR	12	16990N
580M						
Case 445/M2	All	Denso System	ND	OSGR	12	16990N
580M Series II						
All Engines	2004-	Denso System	ND	OSGR	12	19614N
580M Series III						
Case 445T/M3	2008-	Denso System	ND	OSGR	12	19614N
580SD						
All Engines	All	Denso System	ND	OSGR	12	16658N
580SE						
All Engines	All	Denso System	ND	OSGR	12	16990N
580SK						
All Engines	All	Denso System	ND	OSGR	12	16990N
580SL						
All Engines	All	Denso System	ND	OSGR	12	16990N
580SL Series II						
All Engines	All	Denso System	ND	OSGR	12	16990N
580SM						
Case 445T/M2	All	Denso System	ND	OSGR	12	16990N
580SM Plus Series II						
All Engines	2004-	Denso System	ND	OSGR	12	19614N
580SM Plus Series III						
Case 445TA/E3	2008-	Denso System	ND	OSGR	12	19614N
580SM Series II						
All Engines	2004-	Denso System	ND	OSGR	12	19614N
580SM Series III						
Case 445TA/E3	2008-	Denso System	ND	OSGR	12	19614N
590 Turbo						
All Engines	All	Denso System	ND	OSGR	12	16990N
590CK						
All Engines	1992-	Denso System	ND	OSGR	12	16990N

STARTERS

ENGINE	YEAR	APPLICATION	Mfg	Type	Volt	PART NUMBER
CASE - Loader (Cont'd)						
590SL						
All Engines	1995-	Denso System	ND	OSGR	12	16990N
590SL Series II						
All Engines	1998-	Denso System	ND	OSGR	12	16990N
590SL Series III						
Case 445TA/E3	2008-	Denso System	ND	OSGR	12	19614N
590SM						
Case 445T/M2	All	Denso System	ND	OSGR	12	16990N
590SM Plus Series III						
Case 445TA/E3	2008-	Denso System	ND	OSGR	12	19614N
590SM Series II						
All Engines	2004-	Denso System	ND	OSGR	12	19614N
680E Construction King						
336BD Diesel	All	Delco, 24 Volt, 35MT	DR	37MT	24	6359N-PT
680G Construction King						
336BD Diesel	1984-79	Delco, 24 Volt, 35MT	DR	37MT	24	6359N-PT
680H Construction King						
336BD Diesel	1985-80	Delco, 24 Volt, 35MT	DR	37MT	24	6359N-PT
680K Construction King						
6-590 Diesel	1988-84	Denso System	ND	OSGR	24	17391N
780 Construction King						
336BD Diesel	1988-83	Delco, 24 Volt, 35MT (Opt.)	DR	37MT	24	6359N-PT
780B Construction King						
336BDT Diesel	1988-83	Delco, 24 Volt, 35MT (Std.)	DR	37MT	24	6359N-PT
780C Construction King						
6T-590 Diesel	1988-84	Opt. 24V (Denso)	ND	OSGR	24	17391N
CASE - Loader - Backhoe						
480C Construction King						
188 Diesel	1988-79	Original Delco	DR	DD	12	4318N
188 Diesel		Replacement Denso	ND	OSGR	12	16658N
CASE - Power Unit						
188D						
188 Diesel	1982-79	Delco System	DR	DD	12	4318N
451BDT						
All Engines	1976-70	Delco System	DR	DD	24	3948N
451DD						
All Engines	1976-74	Delco System	DR	DD	24	3948N
CASE - Shovel						
Cruz-Air 1085						
590 Diesel	1987	Delco, 24 Volt, 35MT	DR	37MT	24	6359N-PT
Cruz-Air 40						
DD 4-53, 3.5L Dsl.	All	37MT, 12V / 12T	DR	DD	12	6644N

STARTERS

ENGINE	YEAR	APPLICATION	Mfg	Type	Volt	PART NUMBER
CASE - Shovel (Cont'd)						
Cruz-Air 45DR						
504 Diesel	1985-81	Delco System	DR	DD	24	3948N
DD 4-71	1986-79	Delco System	DR	DD	24	3745N
Cruz-Air 80						
DD 8V-71	1979-70	Delco System	DR	DD	12	3974N
Cruz-Air 880R						
336 Diesel	1982-79	Delco, 24 Volt, 35MT	DR	37MT	24	6359N-PT
CASE - Skid Steer Loader						
40XT						
390 Diesel	All	Denso System	ND	OSGR	12	16990N
410						
Case 422T/M3 Diesel	2005-	Denso System	ND	OSGR	12	18139N
420						
6-505 Diesel	2006-	Iskra System	ND	OSGR	12	18343N
All Engines	2005-	Denso System	ND	OSGR	12	18139N
450						
188 Diesel	1972-67	Delco System (w/Alternator)	DR	DD	12	4318N
207 Diesel	1978-73	Delco System	DR	DD	12	4318N
60XT						
390 Diesel	All	Denso System	ND	OSGR	12	16990N
70XT						
390 Diesel	All	Denso System	ND	OSGR	12	16990N
75XT						
390 Diesel	2001-98	Denso System	ND	OSGR	12	16990N
85XT						
390 Diesel	2001-98	Denso System	ND	OSGR	12	16990N
90XT						
390 Diesel	2001-98	Denso System	ND	OSGR	12	16990N
95XT						
390 Diesel	2001-98	Denso System	ND	OSGR	12	16990N
CASE - Track Loader						
420CT						
Case 422T/M2 Diesel	2006-	To SN N7M455401	ND	OSGR	12	18139N
CASE - Tractor						
1150B						
451 Diesel	1978-73	Delco System	DR	DD	24	3948N
1150C						
451 Diesel	1983-78	Delco System	DR	DD	24	3948N
1150D						
504 Diesel	1986-83	Delco System	DR	DD	24	3948N
1150E						
6-590 Diesel	1989-85	Denso System	ND	OSGR	24	17391N

STARTERS

STARTERS

ENGINE	YEAR	APPLICATION	Mfg	Type	Volt	PART NUMBER
CASE - Tractor (Cont'd)						
1150G						
6-590 Diesel	2000-96	Denso System	ND	OSGR	24	17391N
1450						
504 Diesel	1980-73	Delco System	DR	DD	24	3948N
1450B						
504 Diesel	1987-80	Delco System (40MT)	DR	DD	24	3948N
504 Diesel		Delco System (42MT)	DR	DD	24	6360N
1550						
6-830 Diesel	1990-85	Optional Delco	DR	DD	24	6360N
310G						
D-188 Diesel	1970-64	Delco System	DR	DD	12	4318N
350B						
D-188 Diesel	1984-79	Denso System	ND	OSGR	12	16658N
350C						
DD 4-53	1979	Delco System, 30MT	DR	37MT	12	6380N-PT
450B						
207 Diesel	1983-78	Denso System	ND	OSGR	12	16658N
450C						
4-390 Diesel	1993-83	Denso System	ND	OSGR	12	16990N
455B						
207 Diesel	1983	Denso System	ND	OSGR	12	16658N
455C						
4-390 Diesel	1993-83	Denso System	ND	OSGR	12	16990N
550E						
4-390 Diesel	1995-92	Denso System	ND	OSGR	12	16990N
550G						
4-390 Diesel	2000-95	Denso System	ND	OSGR	12	16990N
550H						
4-390 Diesel	1999-	Denso System	ND	OSGR	12	16990N
650G						
4-390 Diesel	2000-94	Denso System	ND	OSGR	12	16990N
650H						
4-390 Diesel	2003-00	Denso System	ND	OSGR	12	16990N
650K						
4-390 Diesel	2007-03	Denso System	ND	OSGR	12	16990N
Case 4T-390	2003-	Denso System	ND	OSGR	12	16990N
650K Series 2						
Case 4.5L	2007-05	Denso System	ND	OSGR	12	19614N
Case 4.5L	2005-	Denso System	ND	OSGR	12	19614N
650K Series 3						
Case 4.5L	2007-	Denso System	ND	OSGR	12	19614N
650L						
Case 4.5L	2009-	Denso System	ND	OSGR	12	19614N

STARTERS

ENGINE	YEAR	APPLICATION	Mfg	Type	Volt	PART NUMBER
CASE - Tractor (Cont'd)						
750H						
Case 4-390	2003-00	Denso System	ND	OSGR	12	16990N
750K						
Case 4T-390	2002-	Denso System	ND	OSGR	12	16990N
750K Series 2						
Case 4.5L	2005-	Denso System	ND	OSGR	12	19614N
750K Series 3						
Case 4.5L	2007-	Denso System	ND	OSGR	12	19614N
750L						
Case 4.5L	2008-	Denso System	ND	OSGR	12	19614N
850B						
336 Diesel	1981-76	Delco, 24 Volt, 35MT	DR	37MT	24	6359N-PT
850C						
336 Diesel	1984-81	Delco, 24 Volt, 35MT	DR	37MT	24	6359N-PT
850D						
6-590 Diesel	1991-84	Denso System	ND	OSGR	24	17391N
850E						
6-590 Diesel	1993-92	Denso System	ND	OSGR	24	17391N
850G						
6-590 Diesel	2000-94	Denso System	ND	OSGR	24	17391N
850K Series 2						
Case 6.8L	2007-05	Denso System	ND	OSGR	12	19614N
850K Series 3						
Case 6.8L	2008-07	Denso System	ND	OSGR	12	19614N
850L						
Case 6.7L	2008-	Denso System	ND	OSGR	12	19614N
855C						
336 Diesel	1984	Delco, 24 Volt, 35MT	DR	37MT	24	6359N-PT
855D						
6-590 Diesel	1991-84	Denso System	ND	OSGR	24	17391N
855E						
6-590 Diesel	1993-92	Denso System	ND	OSGR	24	17391N
980						
504 Diesel	1975-73	Delco System	DR	DD	24	3948N
504BDT Diesel		Delco System	DR	DD	24	3948N
DD 4-71	1986-85	42MT, 24 Volt	DR	42MT	24	6370N
980B						
504 Diesel	1983-76	Delco System	DR	DD	24	3948N
504BDT Diesel		Delco System	DR	DD	24	3948N
CASE - Tractor - Compact						
D35						
Shibaura 1.7L 35HP Dsl.	2004-	Denso System	ND	OSGR	12	18139N
D40						
Shibaura 2.0L 35HP Dsl.	2004-	Denso System	ND	OSGR	12	18139N

STARTERS

STARTERS

ENGINE	YEAR	APPLICATION	Mfg	Type	Volt	PART NUMBER
CASE - Tractor - Compact (Cont'd)						
D45						
Shibaura 2.2L 45HP Dsl. 2004-		Denso System	ND	OSGR	12	18139N
DX18E						
Shibaura 1.0L 18HP Dsl. 2004-		Denso System	ND	OSGR	12	17366N
DX22E						
Shibaura 1.0L 22HP Dsl. 2005-		Denso System	ND	OSGR	12	17366N
DX23						
Shibaura 1.0L 23HP Dsl. 2005-		Denso System	ND	OSGR	12	17366N
DX25E						
Shibaura 1.0L 25HP Dsl. 2005-		Denso System	ND	OSGR	12	17366N
DX26						
Shibaura 1.1L 26HP Dsl. 2005-		Denso System	ND	OSGR	12	17366N
DX29						
Shibaura 1.3L 29HP Dsl. 2004-		Mitsubishi System	MI	PMGR	12	18395N
DX31						
Shibaura 1.5L 31HP Dsl. 2006-		Mitsubishi System	MI	PMGR	12	18395N
DX33						
Shibaura 1.5L 33HP Dsl. 2004-		Mitsubishi System	MI	PMGR	12	18395N
DX34						
Shibaura 1.7L 35HP Dsl. 2006-		Denso System	ND	OSGR	12	18139N
DX35						
Shibaura 1.7L 35HP Dsl. 2004-		Denso System	ND	OSGR	12	18139N
DX40						
Shibaura 2.0L 35HP Dsl. 2004-		Denso System	ND	OSGR	12	18139N
DX45						
Shibaura 2.2L 45HP Dsl. 2004-		Denso System	ND	OSGR	12	18139N
DX48						
Shibaura 2.2L 48HP Dsl. 2004-		Denso System	ND	OSGR	12	18139N
DX55						
Shibaura 2.2L 55HP Dsl. 2007-		Denso System	ND	OSGR	12	18139N
DX60						
Shibaura 2.2L 60HP Dsl. 2007-		Denso System	ND	OSGR	12	18139N
CASE - Tractor - Lawn						
220						
Gas Engines	1957-55	Delco System	DR	DD	6	4033N
CASE - Trencher						
360						
All Engines	1998-88	Bosch System	BO	PLGR	12	18525N
550						
4-390 Diesel	1991-89	Denso System	ND	OSGR	12	16990N
560						
Kubota V2203 Dsl	2001-94	Denso System	ND	OSGR	12	18004N

STARTERS

ENGINE	YEAR	APPLICATION	Mfg	Type	Volt	PART NUMBER
CASE - Trencher (Cont'd)						
6010						
Kubota V2203 Dsl	2000-97	Denso System	ND	OSGR	12	18004N
660						
390 Diesel	2001-92	Denso System	ND	OSGR	12	16990N
760						
390 Diesel	1997-88	Denso System	ND	OSGR	12	16990N
860						
390 Diesel	2001-93	Denso System	ND	OSGR	12	16990N
DH4B						
Mitsubishi Diesel	1988-	Mitsubishi System	MI	OSGR	12	17081N
Maxi-Sneaker						
1.8L Leyland Dsl	1987-76	Lucas System	LU	DD	12	18263N
Mitsubishi Diesel	1993-86	Mitsubishi System	MI	OSGR	12	17081N
CASE - Uni-Loader						
1835						
188 Diesel	1988-80	Delco System	DR	DD	12	4318N
1835B						
188 Diesel	1988-82	Delco System	DR	DD	12	4318N
188 Diesel		Denso System	ND	OSGR	12	16658N
1838						
Kubota Engine	1999-95	Denso System	ND	OSGR	12	18004N
1840						
390 Diesel	1999-90	Denso System	ND	OSGR	12	16990N
1845						
188 Diesel	1982-75	w/Dry Clutch	DR	DD	12	4318N
1845B						
188 Diesel	1985-82	Denso System	ND	OSGR	12	16658N
1845C						
390 Diesel	1999-87	Denso System	ND	OSGR	12	16990N
1845S						
188 Diesel	1982-75	w/Dry Clutch	DR	DD	12	4318N
CASE - Wheel Loader						
600 Skid King						
336 Diesel	1979-75	SN 9110276-On, Delco, 24 Volt, 35MT	DR	37MT	24	6359N-PT
621						
6T-590 Diesel	1993-89	Denso System	ND	OSGR	24	17391N
621B						
6T-590 Diesel	1999-93	Denso System	ND	OSGR	24	17391N
621C						
6T-590 Diesel	1999-	Denso System (Std.)	ND	OSGR	24	17391N
721C						
6T-830 Diesel	2001-97	Denso System	ND	OSGR	24	18535N

STARTERS

STARTERS

ENGINE	YEAR	APPLICATION	Mfg	Type	Volt	PART NUMBER
CASE - Wheel Loader (Cont'd)						
800 Skid King						
336 Diesel	1978-75	SN 9110276-On , Delco, 24 Volt, 35MT	DR	37MT	24	6359N-PT
821						
6T-830 Diesel	1993-89	Optional Delco	DR	DD	24	6360N
821C						
6T-830 Diesel	2001-97	Denso System	ND	OSGR	24	18535N
825 Skid King						
336 Diesel	1979-75	SN 9110276-On , Delco, 24 Volt, 35MT	DR	37MT	24	6359N-PT
W11						
207 Diesel	1983-78	Denso System	ND	OSGR	12	16658N
W11B						
390 Diesel	1993-83	Denso System	ND	OSGR	12	16990N
W14						
336 Diesel	1986-75	Delco, 24 Volt, 35MT	DR	37MT	24	6359N-PT
W14B						
6-590 Diesel	1989-85	Delco System	DR	DD	24	6269N-PT
W14C						
6-590 Diesel	1993-90	Denso System	ND	OSGR	24	17391N
W14H						
336 Diesel	1984-75	Delco, 24 Volt, 35MT	DR	37MT	24	6359N-PT
CDC 6-590	1990-85	Delco System	DR	DD	24	6269N-PT
W18						
401 Diesel	1984-80	SN 9123140 -On (Delco)	DR	DD	24	3948N
401 Diesel	1979-71	SN 9115403 -On (Delco)	DR	DD	24	3948N
401 Diesel		To SN 9115403 (Delco)	DR	DD	24	3948N
W18B						
504 Diesel	1988-85	Delco System	DR	DD	24	6360N
504 Diesel	1984-80	Delco System	DR	DD	24	3948N
504 Diesel	1979-74	Delco System	DR	DD	24	3948N
504 Diesel	1973-71	Delco System	DR	DD	24	3948N
W20						
401 Diesel	1981-80	SN 9123140 -On (Delco)	DR	DD	24	3948N
401 Diesel	1979-71	SN 9115403 -On (Delco)	DR	DD	24	3948N
401 Diesel		To SN 9115403 (Delco)	DR	DD	24	3948N
W20B						
401 Diesel	1984-80	Delco System	DR	DD	24	3948N
W20C						
504 Diesel	1989-85	Delco System	DR	DD	24	6360N
504 Diesel	1984-82	Delco System	DR	DD	24	3948N
W24						
504 Diesel	1972-69	Delco System	DR	DD	24	3948N
W24B						
504 Diesel	1977-75	SN 9120696-On	DR	DD	24	3948N
504 Diesel	1974-69	To SN 9120696 w/Instrument Cluster	DR	DD	24	3948N
504 Diesel		To SN 9120696 w/o Instrument Cluster	DR	DD	24	3948N
W24C						
504 Diesel	1985-80	Delco System	DR	DD	24	3948N

STARTERS

ENGINE	YEAR	APPLICATION	Mfg	Type	Volt	PART NUMBER
CASE - Wheel Loader (Cont'd)						
W24C (Cont'd)						
504 Diesel	1979-77	Delco System	DR	DD	24	3948N
W26						
All Engines	1970-68	Delco System	DR	DD	24	3945N
W26B						
504 Diesel	1977-71	Delco System	DR	DD	24	3948N
W30						
504 Diesel	1989-84	Delco System	DR	DD	24	6360N
W36						
504 Diesel	1987-80	Delco System	DR	DD	24	6360N
504 Diesel	1979-78	Delco System	DR	DD	24	3948N
Cummins Diesel	All	Bosch System	BO	DD	24	18930N
W36D						
Saab D11 Diesel	1994	BO., 24 Volt, 11T	IS	DD	24	18377N
Saab D11 Diesel		Iskra., 24 Volt, 11T	IS	DD	24	18377N
W36E						
Saab D11 Diesel	2003-94	BO., 24 Volt, 11T	IS	DD	24	18377N
Saab D11 Diesel		Iskra., 24 Volt, 11T	IS	DD	24	18377N
CASE - Wheel Tractor						
380CK						
D-179 Diesel	1980-73	Bosch System	BO	DD	12	17077N
D-179 Diesel		Lucas System	LU	DD	12	16984N
480C						
188 Diesel	1980-76	Delco System	DR	DD	12	4318N
580B Construction King						
188 Diesel	1976-71	Mech Shuttle SN 8738685-On	DR	DD	12	4318N
CASE - Windrower						
1150						
401 Diesel	1972-65	SN 7109000 - 7301780	DR	DD	24	3948N
401 Diesel		SN 7301780-On	DR	DD	24	3948N
4000						
239 Diesel	1992-85	Delco System	DR	OSGR	12	6576N
5000						
239 Diesel	1992-85	Delco System	DR	OSGR	12	6576N
5500						
239 Diesel	1992-85	Delco System	DR	OSGR	12	6576N
6000						
390 Diesel	1992-85	Bosch System	BO	DD	12	17307N
390 Diesel		Denso System	ND	OSGR	12	16990N
650						
4-390 Diesel	1991-89	Denso System	ND	OSGR	12	16990N
6500						
390 Diesel	1992-85	Bosch System	BO	DD	12	17307N
390 Diesel		Denso System	ND	OSGR	12	16990N

STARTERS

ENGINE	YEAR	APPLICATION	Mfg	Type	Volt	PART NUMBER
CASE - Windrower (Cont'd)						
8830						
Diesel Engines	1997-83	Denso System	ND	OSGR	12	16990N
8840						
Diesel Engines	1993-87	Denso System	ND	OSGR	12	16990N
850						
301 Diesel	1977-67	SN 7074489 - On , Delco, 24 Volt, 35MT	DR	37MT	24	6359N-PT
CASE - Woodland						
40LC						
DD 4-53	1986-82	Delco System	DR	DD	12	4882N
40R						
DD 4-53	1985-82	Delco System	DR	DD	12	4882N
45R						
6-504 Diesel	1985-72	Delco System	DR	DD	24	3948N
DD 4-71 Diesel	1986-85	42MT, 24 Volt	DR	42MT	24	6370N
DD 4-71 Diesel	1985-79	Delco System	DR	DD	24	3745N
50LC						
504 Diesel	1985-79	Delco System	DR	DD	24	3948N
DD 4-71		Delco System	DR	DD	24	3745N
DD 4-71 Diesel	1986-85	42MT, 24 Volt	DR	42MT	24	6370N
CATERPILLAR - Agricultural Tractor						
35 Challenger						
3116 Engine	2001-94	Denso System	ND	OSGR	12	17615N
45 Challenger						
3116 Engine	2001-94	Denso System	ND	OSGR	12	17615N
75 Challenger						
3176 Engine	1997-90	Denso System	ND	OSGR	24	17616N
85 Challenger						
3176 Engine	1997-90	Denso System	ND	OSGR	24	17616N
D3B-SA						
Cat. 3204	1987-85	Denso System	ND	DD	12	17633N
65 Challenger						
Cat. 3306	1997-86	Delco 42MT	DR	42MT	12	6371N
65B Challenger						
Cat. 3306	1992-91	Delco 42MT	DR	42MT	12	6371N
65C Challenger						
Cat. 3306	1994-93	Delco 42MT	DR	42MT	12	6371N
65D Challenger						
Cummins Dsl.	2006-95	Delco 42MT	DR	42MT	12	6371N
70C Challenger						
Cat. 3306	1997-95	Delco 42MT	DR	42MT	12	6371N
85 Challenger						
Caterpillar 3196	2006-97	85E, Delco System, CW Rot.	DR	42MT	12	6356N

STARTERS

ENGINE	YEAR	APPLICATION	Mfg	Type	Volt	PART NUMBER
CATERPILLAR - Agricultural Tractor (Cont'd)						
95 Challenger						
Caterpillar 3196	2006-97	95E, Delco System, CW Rot.	DR	42MT	12	6356N
CATERPILLAR - Backhoe						
416						
Perkins 4-236	1993-85	Bosch System	BO	DD	12	16558N
416B						
Perkins 3054	1996-92	Denso System	ND	OSGR	12	17418N
426						
Perkins 4-236	1992-86	Bosch System	BO	DD	12	16558N
426B						
Perkins 3054	1996-92	Denso System	ND	OSGR	12	17418N
428						
Perkins 4-236	1992-86	Bosch System	BO	DD	12	16558N
428B						
Perkins 3054	1996-92	Denso System	ND	OSGR	12	17418N
436						
Perkins 4-236	1992-86	Bosch System	BO	DD	12	16558N
436B						
Perkins 3054	1996-92	Denso System	ND	OSGR	12	17418N
438						
Perkins 4-236	1992-88	Bosch System	BO	DD	12	16558N
438B						
Perkins 3054	1996-92	Denso System	ND	OSGR	12	17418N
CATERPILLAR - Compactor						
815						
Cat. 3306	1981-70	Delco System	DR	DD	24	6374N
Cat. 3306	1981	Delco System	DR	DD	24	3948N
Cat. 3306	1980-70	Delco System	DR	DD	24	3948N
815B						
Cat. 3306	1996-85	Delco System	DR	DD	24	6360N
Cat. 3306	1996-81	Delco System	DR	DD	24	6374N
Cat. 3306	1984-81	Delco System	DR	DD	24	3948N
815F						
Cat. 3306	1996-95	Delco System	DR	DD	24	6360N
Cat. 3306		Delco System	DR	DD	24	6374N
816						
Cat. 3306	1981-70	Delco System	DR	DD	24	6374N
Cat. 3306	1981	Delco System	DR	DD	24	3948N
Cat. 3306	1980-70	Delco System	DR	DD	24	3948N
816B						
Cat. 3306	1996-85	Delco System	DR	DD	24	6360N
Cat. 3306	1996-81	Delco System	DR	DD	24	6374N
Cat. 3306	1984-81	Delco System	DR	DD	24	3948N
816F						
Cat. 3306	1996-95	Delco System	DR	DD	24	6360N

STARTERS

STARTERS

ENGINE	YEAR	APPLICATION	Mfg	Type	Volt	PART NUMBER
CATERPILLAR - Compactor (Cont'd)						
816F (Cont'd)						
Cat. 3306		Delco System	DR	DD	24	6374N
825C						
Cat. 3406	1996-86	42MT, 24 Volt	DR	42MT	24	6370N
Cat. 3406	1985-78	Delco System	DR	50MT	24	4930N
Cat. 3406	1985	42MT, 24 Volt	DR	42MT	24	6370N
Cat. 3406	1984-81	Delco System	DR	DD	24	3745N
Cat. 3406	1980-78	Delco System	DR	DD	24	3745N
825G						
Cat. 3406	1996-95	42MT, 24 Volt	DR	42MT	24	6370N
826C						
Cat. 3406	1996-86	42MT, 24 Volt	DR	42MT	24	6370N
Cat. 3406	1985-78	Delco System	DR	50MT	24	4930N
Cat. 3406	1985	42MT, 24 Volt	DR	42MT	24	6370N
Cat. 3406	1984-81	Delco System	DR	DD	24	3745N
Cat. 3406	1980-78	Delco System	DR	DD	24	3745N
826G						
Cat. 3406	1996-95	42MT, 24 Volt	DR	42MT	24	6370N
CATERPILLAR - Crawler Loader						
933						
Various	1968-65	40MT, 24V / 11T	DR	DD	24	3745N
955H						
Various	1966-60	40MT, 24V / 11T	DR	DD	24	3745N
977H						
Various	1966-60	40MT, 24V / 11T	DR	DD	24	3745N
CATERPILLAR - Dozer						
D6B						
Caterpillar 3306, 10.5L Dsl.	1967-59	40MT, 24V / 11T	DR	DD	24	3745N
D8R						
Cat. 3406	2006-01	Delco System	DR	50MT	24	4930N
CATERPILLAR - Engine Industrial						
1670						
4 Cyl. Engine	1970-68	Delco System	DR	DD	24	3948N
4 Cyl. Engine	1967-65	Delco System	DR	DD	24	3745N
4 Cyl. Engine		Delco System	DR	DD	12	3974N
1673						
6 Cyl. Engine	1974-68	Delco System	DR	DD	24	3948N
6 Cyl. Engine	1967-64	Delco System	DR	DD	24	3745N
6 Cyl. Engine		Delco System	DR	DD	12	3974N
1673C						
6 Cyl. Engine	1977-71	Delco System	DR	DD	24	3948N
1674						
6 Cyl. Engine	1974-67	Delco System	DR	DD	24	3948N

STARTERS

ENGINE	YEAR	APPLICATION	Mfg	Type	Volt	PART NUMBER
CATERPILLAR - Engine Industrial (Cont'd)						
1676						
8 Cyl. Engine	1970-65	Delco System	DR	DD	24	3948N
3054 Perkins						
All Engines	1995-	Bosch System	BO	DD	12	17257N
3114						
4 Cyl., 268ci	1991-	Denso System	ND	OSGR	12	17615N
4 Cyl., 268ci		Denso System	ND	OSGR	24	17616N
All Engines	1993-91	Denso System	ND	OSGR	12	17615N
All Engines		Denso System	ND	OSGR	24	17616N
3116						
6 Cyl., 403ci, 6.6L	1991-	Denso System	ND	OSGR	12	17615N
6 Cyl., 403ci, 6.6L		Denso System	ND	OSGR	24	17616N
All Engines	1993-91	Denso System	ND	OSGR	12	17615N
All Engines		Denso System	ND	OSGR	24	17616N
3176						
6 Cyl., 629ci, 10.3L	1993-91	Denso System	ND	OSGR	24	17616N
All Engines		Denso System	ND	OSGR	24	17616N
3204						
All Engines	1993-91	Denso System	ND	DD	12	17633N
3208						
8 Cyl., 636ci, 10.4L	1995-85	Delco System	DR	DD	24	6360N
All Engines		Delco System	DR	DD	24	6360N
3304						
4 Cyl., 425ci, 7.0L	1995-85	Delco System	DR	DD	24	6360N
4cyl, 425ci, 7.0L	1997-85	Delco 42MT	DR	42MT	12	6371N
All Engines	1995-85	Delco System	DR	DD	24	6360N
3306						
6 Cyl., 638ci, 10.5L	1997-85	Delco 42MT	DR	42MT	12	6371N
6 Cyl., 638ci, 10.5L	1995-85	Delco System	DR	DD	24	6360N
All Engines		Delco System	DR	DD	24	6360N
3406						
6 Cyl., 893ci, 14.6L	2000-86	42MT, 24 Volt	DR	42MT	24	6370N
6 Cyl., 893ci, 14.6L	1995-86	Delco System	DR	50MT	24	4930N
6 Cyl., 893ci, 14.6L	1995-85	Delco System, CW Rot.	DR	42MT	12	6356N
6 Cyl., 893ci, 14.6L	1985	42MT, 24 Volt	DR	42MT	24	6370N
6 Cyl., 893ci, 14.6L	1984-70	Delco System	DR	DD	24	3745N
6 Cyl., 893ci, 14.6L		Delco System	DR	DD	12	3974N
All Engines		Delco System	DR	DD	24	3745N
All Engines		Delco System	DR	DD	12	3974N
3408						
8 Cyl., 1099ci, 18.0L	1997-86	42MT, 24 Volt	DR	42MT	24	6370N
8 Cyl., 1099ci, 18.0L	1997-74	Delco System	DR	50MT	24	4930N
8 Cyl., 1099ci, 18.0L	1993-74	Delco System	DR	DD	32	3296N
8 Cyl., 1099ci, 18.0L	1990-86	Delco System	DR	DD	12	3974N
8 Cyl., 1099ci, 18.0L		Delco System, CW Rot.	DR	42MT	12	6356N
All Engines	1993-74	Delco System	DR	DD	32	3296N
All Engines	1990-86	Delco System	DR	DD	12	3974N
3412						
12 Cyl., 1649ci, 27.0L	1997-86	42MT, 24 Volt	DR	42MT	24	6370N
12 Cyl., 1649ci, 27.0L	1997-74	Delco System	DR	50MT	24	4930N
12 Cyl., 1649ci, 27.0L	1993-74	Delco System	DR	DD	32	3296N

STARTERS

ENGINE	YEAR	APPLICATION	Mfg	Type	Volt	PART NUMBER
CATERPILLAR - Engine Industrial (Cont'd)						
3412 (Cont'd)						
12 Cyl., 1649ci, 27.0L	1990-86	Delco System	DR	DD	32	3296N
12 Cyl., 1649ci, 27.0L		Delco System	DR	DD	12	3974N
12 Cyl., 1649ci, 27.0L		Delco System	DR	DD	12	3974N
12 Cyl., 1649ci, 27.0L		Delco System, CW Rot.	DR	42MT	12	6356N
3508						
8 Cyl., 2105ci, 34.5L	All	Delco 42MT, 24 Volt, 11 T	DR	DD	24	6263N
8 Cyl., 2105ci, 34.5L	1993-86	42MT, 24 Volt	DR	42MT	24	6370N
8 Cyl., 2105ci, 34.5L		Delco 50MT, 24 Volt	DR	DD	24	3902N
8 Cyl., 2105ci, 34.5L		Delco 50MT, 24 Volt	DR	DD	24	3902N
8 Cyl., 2105ci, 34.5L		Delco System	DR	DD	32	3296N
8 Cyl., 2105ci, 34.5L		Delco System	DR	DD	32	3296N
8 Cyl., 2105ci, 34.5L		Delco System	DR	DD	24	3702N
8 Cyl., 2105ci, 34.5L		Delco System	DR	DD	24	3702N
8 Cyl., 2105ci, 34.5L		Delco System	DR	50MT	24	4930N
3512						
12 Cyl., 3158ci, 51.8L	All	Delco 42MT, 24 Volt, 11 T	DR	DD	24	6263N
12 Cyl., 3158ci, 51.8L	1993-86	42MT, 24 Volt	DR	42MT	24	6370N
12 Cyl., 3158ci, 51.8L		Delco 50MT, 24 Volt	DR	DD	24	3902N
12 Cyl., 3158ci, 51.8L		Delco 50MT, 24 Volt	DR	DD	24	3902N
12 Cyl., 3158ci, 51.8L		Delco System	DR	DD	32	3296N
12 Cyl., 3158ci, 51.8L		Delco System	DR	DD	32	3296N
12 Cyl., 3158ci, 51.8L		Delco System	DR	DD	24	3702N
12 Cyl., 3158ci, 51.8L		Delco System	DR	DD	24	3702N
12 Cyl., 3158ci, 51.8L		Delco System	DR	50MT	24	4930N
3516						
16 Cyl., 4210ci, 69.0L	All	Delco 42MT, 24 Volt, 11 T	DR	DD	24	6263N
16 Cyl., 4210ci, 69.0L	1993-86	42MT, 24 Volt	DR	42MT	24	6370N
16 Cyl., 4210ci, 69.0L		Delco 50MT, 24 Volt	DR	DD	24	3902N
16 Cyl., 4210ci, 69.0L		Delco 50MT, 24 Volt	DR	DD	24	3902N
16 Cyl., 4210ci, 69.0L		Delco System	DR	DD	32	3296N
16 Cyl., 4210ci, 69.0L		Delco System	DR	DD	32	3296N
16 Cyl., 4210ci, 69.0L		Delco System	DR	DD	24	3702N
16 Cyl., 4210ci, 69.0L		Delco System	DR	DD	24	3702N
16 Cyl., 4210ci, 69.0L		Delco System	DR	50MT	24	4930N
D330						
4 Cyl., 425ci	1974-70	Delco System	DR	DD	24	3948N
D333						
6 Cyl., 525ci	1974-70	Delco System	DR	DD	24	3948N
D334						
6 Cyl., 638ci, 10.5L	1974-70	Delco System	DR	DD	24	3948N
D336						
6 Cyl.	1974-70	Delco System	DR	DD	24	3948N
D342						
6 Cyl., 1246ci	1974-70	Delco System (24 Volt)	DR	50MT	24	4930N
6 Cyl., 1246ci		Delco System (32V)	DR	DD	32	3296N
D343						
6 Cyl., 893ci, 14.6L	1974-70	Delco System	DR	50MT	24	4930N
D344						
6 Cyl.	1974-70	Delco System	DR	DD	24	3948N

STARTERS

ENGINE	YEAR	APPLICATION	Mfg	Type	Volt	PART NUMBER
CATERPILLAR - Engine Industrial (Cont'd)						
D346						
8 Cyl., 1191ci	1974-70	Delco System (24 Volt)	DR	50MT	24	4930N
8 Cyl., 1191ci		Delco System (32V)	DR	DD	32	3296N
D348						
12 Cyl., 1787ci	1974-70	Delco System (24V)	DR	DD	24	3745N
D349						
16 Cyl., 2382ci	1974-70	Delco System (32V)	DR	DD	32	3296N
D353						
6 Cyl., 1473ci	1974-70	Delco System (24 Volt)	DR	50MT	24	4930N
6 Cyl., 1473ci		Delco System (32V)	DR	DD	32	3296N
D379						
8 Cyl., 1964ci	1974-70	Delco System (32V)	DR	DD	32	3296N
D398						
12 Cyl., 2946ci	1974-70	Delco System (32V)	DR	DD	32	3296N
D399						
16 Cyl., 3927ci	1974-70	Delco System (32V)	DR	DD	32	3296N
CATERPILLAR - Excavator						
215						
All Engines	1984-76	Delco System	DR	DD	24	3948N
215B						
All Engines	1984-80	Delco System	DR	DD	24	3948N
225						
Cat. 3208	1986-85	Delco System	DR	DD	24	6360N
Cat. 3208	1984-81	Delco System	DR	DD	24	3948N
Cat. 3208	1980-72	Delco System	DR	DD	24	3948N
225B						
Cat. 3304	1992-86	Delco System	DR	DD	24	6360N
225D						
Cat. 3304	1992-86	Delco System	DR	DD	24	6360N
227						
Cat. 3208	1992-86	Delco System	DR	DD	24	6360N
229A						
Cat. 3304	1992-86	Delco System	DR	DD	24	6360N
229D						
Cat. 3304	1992-86	Delco System	DR	DD	24	6360N
235						
Cat. 3306	1986-85	Delco System	DR	DD	24	6360N
Cat. 3306	1986-73	Delco System	DR	DD	24	6374N
Cat. 3306	1984-81	Delco System	DR	DD	24	3948N
Cat. 3306	1980-73	Delco System	DR	DD	24	3948N
235B						
Cat. 3306	1992-86	Delco System	DR	DD	24	6360N
Cat. 3306		Delco System	DR	DD	24	6374N
235C						
Cat. 3306	1992-88	Delco System	DR	DD	24	6360N

STARTERS

STARTERS

ENGINE	YEAR	APPLICATION	Mfg	Type	Volt	PART NUMBER
CATERPILLAR - Excavator (Cont'd)						
235C (Cont'd)						
Cat. 3306		Delco System	DR	DD	24	6374N
235D						
Cat. 3306	1992-88	Delco System	DR	DD	24	6360N
Cat. 3306		Delco System	DR	DD	24	6374N
245						
Cat. 3406	1988-86	42MT, 24 Volt	DR	42MT	24	6370N
Cat. 3406	1988-72	Delco System	DR	50MT	24	4930N
Cat. 3406	1985	42MT, 24 Volt	DR	42MT	24	6370N
Cat. 3406	1984-81	Delco System	DR	DD	24	3745N
Cat. 3406	1980-72	Delco System	DR	DD	24	3745N
Caterpillar 3406, 14.6L Dsl.	1984-72	40MT, 24V / 11T	DR	DD	24	3745N
245B						
Cat. 3406	1992-89	Delco System	DR	DD	24	6360N
Cat. 3406		Delco System	DR	DD	24	6374N
245D						
Cat. 3406	1995-89	42MT, 24 Volt	DR	42MT	24	6370N
Cat. 3406	1992-89	Delco System	DR	DD	24	6360N
Cat. 3406		Delco System	DR	DD	24	6374N
320						
Cat. 3066T	1998-94	Mitsubishi System	MI	OSGR	24	18239N
Cat. 3116	1998-91	Denso System	ND	OSGR	24	17616N
320B						
Cat. 3066T	1999-96	Mitsubishi System	MI	PLGR	24	18541N
322 L						
Cat. 3116	1996-93	Delco System	DR	DD	24	6633N
Caterpillar 3116, 6.6L		41MT, 24V / 12T	DR	DD	24	6614N
325 L						
Cat. 3116	1995-91	Denso System	ND	OSGR	24	17616N
375L						
Cat. 3406	1992-89	42MT, 24 Volt	DR	42MT	24	6370N
375LME						
Cat. 3406	1992-89	42MT, 24 Volt	DR	42MT	24	6370N
375MH						
Cat. 3406	1992-89	42MT, 24 Volt	DR	42MT	24	6370N
EL240B						
Cat. 3116	1992-89	Denso System	ND	OSGR	24	17616N
EL70						
Mitsubishi Engines	1994-92	Mitsubishi System	MI	OSGR	24	16873N
CATERPILLAR - Forestry Loader						
962G						
Caterpillar 3126, 7.2L	All	41MT, 24V / 12T	DR	DD	24	6614N
FB227						
Cat. 3208	1993-85	Delco System	DR	DD	24	6360N
Cat. 3208	1984-83	Delco System	DR	DD	24	3948N

STARTERS

ENGINE	YEAR	APPLICATION	Mfg	Type	Volt	PART NUMBER
CATERPILLAR - Grader						
112F						
All Engines	1974-67	Delco System	DR	DD	24	3948N
120						
All Engines	1974-69	Delco System	DR	DD	24	3948N
120G						
Cat. 3304	1986-85	Delco, 24 Volt, 37MT	DR	37MT	24	6359N-PT
Cat. 3304	1984	Delco System	DR	DD	24	3948N
Cat. 3304	1983-81	Delco System	DR	DD	24	3948N
Cat. 3304	1980-73	Delco System	DR	DD	24	3948N
12E						
Various	1965-59	40MT, 24V / 11T	DR	DD	24	3745N
12F						
All Engines	1973-69	Delco System	DR	DD	24	3948N
12G						
Cat. 3306	1986-85	Delco, 24 Volt, 37MT	DR	37MT	24	6359N-PT
Cat. 3306	1984	Delco System	DR	DD	24	3948N
Cat. 3306	1983-81	Delco System	DR	DD	24	3948N
Cat. 3306	1980-73	Delco System	DR	DD	24	3948N
130G						
Cat. 3304	1986-85	Delco, 24 Volt, 37MT	DR	37MT	24	6359N-PT
Cat. 3304	1984	Delco System	DR	DD	24	3948N
Cat. 3304	1983-81	Delco System	DR	DD	24	3948N
Cat. 3304	1980-73	Delco System	DR	DD	24	3948N
140						
All Engines	1974-70	Delco System	DR	DD	24	3948N
140G						
Cat. 3306	1986-85	Delco, 24 Volt, 37MT	DR	37MT	24	6359N-PT
Cat. 3306	1984	Delco System	DR	DD	24	3948N
Cat. 3306	1983-81	Delco System	DR	DD	24	3948N
Cat. 3306	1980	Delco System	DR	DD	24	3948N
Cat. 3406	1979-73	Delco System	DR	DD	24	3948N
140H						
Cat. 3306	2000-94	Delco System	DR	DD	24	6360N
14D						
Various	1965-61	40MT, 24V / 11T	DR	DD	24	3745N
14E						
All Engines	1973-69	Delco System	DR	DD	24	3948N
14G						
Cat. 3306	1984	Delco System	DR	DD	24	3948N
Cat. 3306	1983-81	Delco System	DR	DD	24	3948N
Cat. 3306	1980-73	Delco System	DR	DD	24	3948N
16G						
Cat. 3406	1995-86	42MT, 24 Volt	DR	42MT	24	6370N
Cat. 3406	1985	42MT, 24 Volt	DR	42MT	24	6370N
Cat. 3406	1984-81	Delco System	DR	DD	24	3745N
Cat. 3406	1980-73	Delco System	DR	DD	24	3745N

STARTERS

STARTERS

ENGINE	YEAR	APPLICATION	Mfg	Type	Volt	PART NUMBER
CATERPILLAR - Industrial Tractor						
T225						
Cat. 1404	1985-	Denso System	ND	OSGR	12	17379N
CATERPILLAR - Lift Truck						
540S						
Continental F-227	1980-71	w/Wet Clutch	DR	DD	12	4224N
600S						
Continental F-227	1980-71	w/Wet Clutch	DR	DD	12	4224N
670S						
Continental F-227	1980-71	w/Wet Clutch	DR	DD	12	4224N
760P						
All Engines	1972-69	w/Wet Clutch	DR	DD	12	4224N
860P						
All Engines	1972-69	w/Wet Clutch	DR	DD	12	4224N
960P						
All Engines	1972-69	w/Wet Clutch	DR	DD	12	4224N
A10						
DD 3-53	1971-67	Delco System, 30MT	DR	37MT	12	6380N-PT
A12						
DD 3-53	1971-67	Delco System, 30MT	DR	37MT	12	6380N-PT
AH40						
Continental 427	1971-67	Delco System	DR	OSGR	12	6576N
AH45						
Continental 427	1971-67	Delco System	DR	OSGR	12	6576N
AH46						
Cat. 3208	1993-91	Delco 42MT	DR	42MT	12	6371N
AH50						
Continental 427	1971-67	Delco System	DR	OSGR	12	6576N
AH52						
Cat. 3208	1993-91	Delco 42MT	DR	42MT	12	6371N
AH60						
Cat. 3208	1993-91	Delco 42MT	DR	42MT	12	6371N
AM32						
Continental 427	1971-67	Delco System	DR	OSGR	12	6576N
AM36						
Cat. 3208	1993-91	Delco 42MT	DR	42MT	12	6371N
Continental 427	1971-67	Delco System	DR	OSGR	12	6576N
AM40						
Cat. 3208	1993-91	Delco 42MT	DR	42MT	12	6371N
Continental 427	1971-67	Delco System	DR	OSGR	12	6576N
AMP25						
DD 4-53	1971-67	Delco System, 30MT	DR	37MT	12	6380N-PT
B15						
DD 4-53	1971-67	Delco System, 30MT	DR	37MT	12	6380N-PT

STARTERS

ENGINE	YEAR	APPLICATION	Mfg	Type	Volt	PART NUMBER
CATERPILLAR - Lift Truck (Cont'd)						
B16						
DD 4-53	1971-67	Delco System, 30MT	DR	37MT	12	6380N-PT
B18						
DD 4-53	1971-67	Delco System, 30MT	DR	37MT	12	6380N-PT
B20						
DD 4-53	1971-67	Delco System, 30MT	DR	37MT	12	6380N-PT
B22						
DD 4-53	1971-67	Delco System, 30MT	DR	37MT	12	6380N-PT
B24						
DD 4-53	1971-67	Delco System, 30MT	DR	37MT	12	6380N-PT
C3000						
Mit. K21 Eng.	2009-04	Mit. PMGR	MI	PMGR	12	18973N
C3500						
Mit. K21 Eng.	2009-04	Mit. PMGR	MI	PMGR	12	18973N
C4000						
Mit. K25 Eng.	2009-04	Mit. PMGR	MI	PMGR	12	18973N
C5000						
Mit. K25 Eng.	2009-04	Mit. PMGR	MI	PMGR	12	18973N
C5500						
Mit. K25 Eng.	2009-04	Mit. PMGR	MI	PMGR	12	18973N
C6500						
Mit. K25 Eng.	2009-04	Mit. PMGR	MI	PMGR	12	18973N
CC4000						
Mit. K21 Eng.	2009-04	Mit. PMGR	MI	PMGR	12	18973N
GC15						
Mitsubishi 4G63	1997-92	Mitsubishi System	MI	PMGR	12	17176N
GC18						
Mitsubishi 4G63	1997-92	Mitsubishi System	MI	PMGR	12	17176N
GC20						
Mitsubishi 4G63	1997-92	Mitsubishi System	MI	PMGR	12	17176N
GC25						
Mitsubishi 4G63	1997-92	Mitsubishi System	MI	PMGR	12	17176N
Mitsubishi 4G64		Mitsubishi System	MI	PMGR	12	17176N
GC30						
Mitsubishi 4G64	1997-92	Mitsubishi System	MI	PMGR	12	17176N
GP15						
Mitsubishi 4G63	2000-94	Mitsubishi System	MI	OSGR	12	17110N
GP18						
Mitsubishi 4G63	All	Mitsubishi System	MI	PMGR	12	17176N
GP20						
Mitsubishi 4G63	All	Mitsubishi System	MI	PMGR	12	17176N
GP25						
Mitsubishi 4G63	All	Mitsubishi System	MI	PMGR	12	17176N
Mitsubishi 4G64		Mitsubishi System	MI	PMGR	12	17176N

STARTERS

STARTERS

ENGINE	YEAR	APPLICATION	Mfg	Type	Volt	PART NUMBER
CATERPILLAR - Lift Truck (Cont'd)						
GP30						
Mitsubishi 4G64	All	Mitsubishi System	MI	OSGR	12	17110N
GP35						
Mitsubishi 4G64	All	Mitsubishi System	MI	PMGR	12	17176N
LT-431						
Peugeot Gas Engines	1984-	Denso System	ND	OSGR	12	17101N
LT-433						
Peugeot Diesel Engines	1984-	Denso System	ND	OSGR	12	17365N
P3000						
Mit. K21 Eng.	2009-04	Mit. PMGR	MI	PMGR	12	18973N
P3500						
Mit. K21 Eng.	2009-04	Mit. PMGR	MI	PMGR	12	18973N
P4000						
Mit. K25 Eng.	2009-04	Mit. PMGR	MI	PMGR	12	18973N
P5000						
Mit. K25 Eng.	2009-04	Mit. PMGR	MI	PMGR	12	18973N
P5500						
Mit. K25 Eng.	2009-04	Mit. PMGR	MI	PMGR	12	18973N
P6000						
Mit. K25 Eng.	2009-04	Mit. PMGR	MI	PMGR	12	18973N
P6500						
Mit. K25 Eng.	2009-04	Mit. PMGR	MI	PMGR	12	18973N
PCC4000						
Mit. K21 Eng.	2009-04	Mit. PMGR	MI	PMGR	12	18973N
R70						
All Engines	1989-	Denso System	ND	OSGR	12	17399N
R80						
All Engines	1989-	Denso System	ND	OSGR	12	17399N
T100C						
Cat. 1404	1986-85	Denso System	ND	OSGR	12	17379N
Cat. 1404	1984-82	Denso System	ND	OSGR	12	17100N
Cat. 1404	1981-79	Delco System	DR	DD	12	4556N
Continental F-227	1986-82	w/Direct Drive (3-Bolt)	ND	OSGR	12	17118N
Continental F-227		w/Hydro Drive (2-Bolt)	ND	OSGR	12	17119N
Continental F-227	1981-79	w/Wet Clutch	DR	DD	12	4224N
T100D						
Cat. 1404	1991-85	Denso System	ND	OSGR	12	17379N
Perkins 2032		Denso System	ND	OSGR	12	17380N
T120C						
Cat. 1404	1986-85	Denso System	ND	OSGR	12	17379N
Cat. 1404	1984-82	Denso System	ND	OSGR	12	17100N
Cat. 1404	1981-79	Delco System	DR	DD	12	4556N
Continental F-227	1986-82	w/Direct Drive (3-Bolt)	ND	OSGR	12	17118N
Continental F-227		w/Hydro Drive (2-Bolt)	ND	OSGR	12	17119N
Continental F-227	1981-79	w/Wet Clutch	DR	DD	12	4224N
T125D						
Cat. 1404	1991-85	Denso System	ND	OSGR	12	17379N

STARTERS

ENGINE	YEAR	APPLICATION	Mfg	Type	Volt	PART NUMBER
CATERPILLAR - Lift Truck (Cont'd)						
T125D (Cont'd)						
Perkins 2032		Denso System	ND	OSGR	12	17380N
T150D						
Cat. 1404	1991-85	Denso System	ND	OSGR	12	17379N
Perkins 2032		Denso System	ND	OSGR	12	17380N
T165						
Cat. 1404	1985-	Denso System	ND	OSGR	12	17379N
IHC 8-304	1981	Delco System	DR	DD	12	6440N
T180						
Cat. 1404	1985-	Denso System	ND	OSGR	12	17379N
T180C						
IHC 8-304	1981	Delco System	DR	DD	12	6440N
T200						
Cat. 1404	1985-	Denso System	ND	OSGR	12	17379N
T200C						
IHC 8-304	1981	Delco System	DR	DD	12	6440N
T25						
Continental F-163	1986-82	Denso System	ND	OSGR	12	17119N
T250						
Cat. 1404	1985-	Denso System	ND	OSGR	12	17379N
T250C						
IHC 8-304	1981	Delco System	DR	DD	12	6440N
T30						
Continental F-163	1972-69	w/Wet Clutch	DR	DD	12	4224N
T300						
Cat. 1404	1985-	Denso System	ND	OSGR	12	17379N
T30B, C						
Cat. 1404	1986-85	Denso System	ND	OSGR	12	17379N
Cat. 1404	1984-82	Denso System	ND	OSGR	12	17100N
Cat. 1404	1981-79	Delco System	DR	DD	12	4556N
Continental F-163	1986-82	w/Direct Drive (3-Bolt)	ND	OSGR	12	17118N
Continental F-163		w/Hydro Drive (2-Bolt)	ND	OSGR	12	17119N
Continental F-163	1981-79	w/Wet Clutch	DR	DD	12	4224N
Perkins 2032	1986-79	Denso System	ND	OSGR	12	17380N
T35B, C						
Cat. 1404	1986-85	Denso System	ND	OSGR	12	17379N
Cat. 1404	1984-82	Denso System	ND	OSGR	12	17100N
Cat. 1404	1981-79	Delco System	DR	DD	12	4556N
Continental F-163	1986-82	w/Direct Drive (3-Bolt)	ND	OSGR	12	17100N
Continental F-163		w/Hydro Drive (2-Bolt)	ND	OSGR	12	17119N
Continental F-163	1981-79	w/Wet Clutch	DR	DD	12	4224N
Perkins 2032	1986-79	Denso System	ND	OSGR	12	17380N
T40						
Continental F-163	1972-69	w/Wet Clutch	DR	DD	12	4224N
T40B, C						
Cat. 1404	1986-85	Denso System	ND	OSGR	12	17379N
Cat. 1404	1984-82	Denso System	ND	OSGR	12	17100N
Cat. 1404	1981-79	Delco System	DR	DD	12	4556N

STARTERS

STARTERS

ENGINE	YEAR	APPLICATION	Mfg	Type	Volt	PART NUMBER
CATERPILLAR - Lift Truck (Cont'd)						
T40B, C (Cont'd)						
Continental F-163	1986-82	w/Direct Drive (3-Bolt)	ND	OSGR	12	17100N
Continental F-163		w/Hydro Drive (2-Bolt)	ND	OSGR	12	17119N
Continental F-163	1981-79	w/Wet Clutch	DR	DD	12	4224N
Perkins 2032	1986-79	Denso System	ND	OSGR	12	17380N
T40D						
Peugeot XD3P Dsl	1991-85	Denso System	ND	OSGR	12	17378N
T45B, C						
Cat. 1404	1986-85	Denso System	ND	OSGR	12	17379N
Cat. 1404	1984-82	Denso System	ND	OSGR	12	17100N
Cat. 1404	1981-79	Delco System	DR	DD	12	4556N
Continental F-163	1986-82	w/Direct Drive (3-Bolt)	ND	OSGR	12	17100N
Continental F-163		w/Hydro Drive (2-Bolt)	ND	OSGR	12	17119N
Continental F-163	1981-79	w/Wet Clutch	DR	DD	12	4224N
Perkins 2032	1986-79	Denso System	ND	OSGR	12	17380N
T45D						
Peugeot XD3P Dsl	1991-85	Denso System	ND	OSGR	12	17378N
T50						
Continental F-163	1972-69	w/Wet Clutch	DR	DD	12	4224N
T50B, C						
Cat. 1404	1986-85	Denso System	ND	OSGR	12	17379N
Cat. 1404	1984-82	Denso System	ND	OSGR	12	17100N
Cat. 1404	1981-79	Delco System	DR	DD	12	4556N
Continental F-163	1986-82	w/Direct Drive (3-Bolt)	ND	OSGR	12	17100N
Continental F-163		w/Hydro Drive (2-Bolt)	ND	OSGR	12	17119N
Continental F-163	1981-79	w/Wet Clutch	DR	DD	12	4224N
Perkins 2032	1986-79	Denso System	ND	OSGR	12	17380N
T50D						
Peugeot XD3P Dsl	1991-85	Denso System	ND	OSGR	12	17378N
T55B, C						
Cat. 1404	1986-85	Denso System	ND	OSGR	12	17379N
Cat. 1404	1984-82	Denso System	ND	OSGR	12	17100N
Cat. 1404	1981-79	Delco System	DR	DD	12	4556N
Continental F-163	1986-82	w/Direct Drive (3-Bolt)	ND	OSGR	12	17100N
Continental F-163		w/Hydro Drive (2-Bolt)	ND	OSGR	12	17119N
Continental F-163	1981-79	w/Wet Clutch	DR	DD	12	4224N
Perkins 2032	1986-79	Denso System	ND	OSGR	12	17380N
T55D						
Peugeot XD3P Dsl	1991-85	Denso System	ND	OSGR	12	17378N
T60						
Continental F-163	1972-69	w/Wet Clutch	DR	DD	12	4224N
T60B, C						
Cat. 1404	1986-85	Denso System	ND	OSGR	12	17379N
Cat. 1404	1984-82	Denso System	ND	OSGR	12	17100N
Cat. 1404	1981-79	Delco System	DR	DD	12	4556N
Continental F-163	1986-82	w/Direct Drive (3-Bolt)	ND	OSGR	12	17100N
Continental F-163		w/Hydro Drive (2-Bolt)	ND	OSGR	12	17119N
Continental F-163	1981-79	w/Wet Clutch	DR	DD	12	4224N
T60D						
Cat. 1404	1991-85	Denso System	ND	OSGR	12	17379N
Perkins 2032		Denso System	ND	OSGR	12	17380N

STARTERS

ENGINE	YEAR	APPLICATION	Mfg	Type	Volt	PART NUMBER
CATERPILLAR - Lift Truck (Cont'd)						
T60D (Cont'd)						
Peugeot XD3P Dsl		Denso System	ND	OSGR	12	17378N
T70C						
Cat. 1404	1986-85	Denso System	ND	OSGR	12	17379N
Cat. 1404	1984-82	Denso System	ND	OSGR	12	17100N
Cat. 1404	1981-79	Delco System	DR	DD	12	4556N
Continental F-227	1986-82	w/Direct Drive (3-Bolt)	ND	OSGR	12	17118N
Continental F-227		w/Hydro Drive (2-Bolt)	ND	OSGR	12	17119N
Continental F-227	1981-79	w/Wet Clutch	DR	DD	12	4224N
T70D						
Cat. 1404	1991-85	Denso System	ND	OSGR	12	17379N
Perkins 2032		Denso System	ND	OSGR	12	17380N
T80C						
Cat. 1404	1986-85	Denso System	ND	OSGR	12	17379N
Cat. 1404	1984-82	Denso System	ND	OSGR	12	17100N
Cat. 1404	1981-79	Delco System	DR	DD	12	4556N
Continental F-227	1986-82	w/Direct Drive (3-Bolt)	ND	OSGR	12	17118N
Continental F-227		w/Hydro Drive (2-Bolt)	ND	OSGR	12	17119N
Continental F-227	1981-79	w/Wet Clutch	DR	DD	12	4224N
T80D						
Cat. 1404	1991-85	Denso System	ND	OSGR	12	17379N
Perkins 2032		Denso System	ND	OSGR	12	17380N
T90C						
Cat. 1404	1986-85	Denso System	ND	OSGR	12	17379N
Cat. 1404	1984-82	Denso System	ND	OSGR	12	17100N
Cat. 1404	1981-79	Delco System	DR	DD	12	4556N
Continental F-227	1986-82	w/Direct Drive (3-Bolt)	ND	OSGR	12	17118N
Continental F-227		w/Hydro Drive (2-Bolt)	ND	OSGR	12	17119N
Continental F-227	1981-79	w/Wet Clutch	DR	DD	12	4224N
T90D						
Cat. 1404	1991-85	Denso System	ND	OSGR	12	17379N
Perkins 2032		Denso System	ND	OSGR	12	17380N
TC100D						
Cat. 1404	1991-85	Denso System	ND	OSGR	12	17379N
Perkins 2032		Denso System	ND	OSGR	12	17380N
TC120D						
Cat. 1404	1991-85	Denso System	ND	OSGR	12	17379N
Perkins 2032		Denso System	ND	OSGR	12	17380N
TC30						
Continental F-163	1986-82	Denso System	ND	OSGR	12	17119N
TC560B						
Perkins 4.4L	2006-04	Denso System	ND	OSGR	12	18992N
TC60C						
Cat. 1404	1986-85	Denso System	ND	OSGR	12	17379N
Cat. 1404	1984-82	Denso System	ND	OSGR	12	17100N
Cat. 1404	1981-79	Delco System	DR	DD	12	4556N
Perkins 2032	1986-79	Denso System	ND	OSGR	12	17380N
TC60D						
Peugeot XD3P Dsl	1991-85	Denso System	ND	OSGR	12	17378N

STARTERS

STARTERS

ENGINE	YEAR	APPLICATION	Mfg	Type	Volt	PART NUMBER
CATERPILLAR - Lift Truck (Cont'd)						
TH62 Telehandler						
Cat. 3054	2002-96	Bosch System	BO	DD	12	17257N
Cat. 3054T	2001-95	Denso System	ND	OSGR	12	18992N
TH63 Telehandler						
Cat. 3054	2003-95	Denso System	ND	OSGR	12	18992N
Cat. 3054	2002-96	Bosch System	BO	DD	12	17257N
V100						
Perkins 4-236	1986-79	Delco System	ND	OSGR	12	18198N
V110						
Cat. 1404	1991-85	Denso System	ND	OSGR	12	17379N
Perkins 2032		Denso System	ND	OSGR	12	17380N
V120						
Perkins 4-236	1986-79	Delco System	ND	OSGR	12	18198N
V130						
Cat. 1404	1991-85	Denso System	ND	OSGR	12	17379N
Perkins 2032		Denso System	ND	OSGR	12	17380N
V140						
Perkins 4-236	1986-79	Delco System	ND	OSGR	12	18198N
V150						
Cat. 1404	1991-85	Denso System	ND	OSGR	12	17379N
Perkins 2032		Denso System	ND	OSGR	12	17380N
V160						
Cat. 3208	2002-91	Delco 42MT	DR	42MT	12	6371N
V160B						
Cat. 3208	2002-91	Delco 42MT	DR	42MT	12	6371N
V180						
Cat. 3208	2002-91	Delco 42MT	DR	42MT	12	6371N
V180B						
Cat. 3208	2002-91	Delco 42MT	DR	42MT	12	6371N
V200						
Cat. 3208	2002-91	Delco 42MT	DR	42MT	12	6371N
V200B						
Cat. 3208	2002-91	Delco 42MT	DR	42MT	12	6371N
V225						
Cat. 3208	2002-91	Delco 42MT	DR	42MT	12	6371N
V225B						
Cat. 3208	2002-91	Delco 42MT	DR	42MT	12	6371N
V250						
Cat. 3208	2002-91	Delco 42MT	DR	42MT	12	6371N
V250B						
Cat. 3208	2002-91	Delco 42MT	DR	42MT	12	6371N
V25D						
Cat. 1404	1985-	Denso System	ND	OSGR	12	17379N
Perkins 2032		Denso System	ND	OSGR	12	17380N

STARTERS

ENGINE	YEAR	APPLICATION	Mfg	Type	Volt	PART NUMBER
CATERPILLAR - Lift Truck (Cont'd)						
V30						
Continental F-163	1972-69	w/Wet Clutch	DR	DD	12	4224N
V300						
Cat. 3208	2002-91	Delco 42MT	DR	42MT	12	6371N
V300B						
Cat. 3208	2002-91	Delco 42MT	DR	42MT	12	6371N
V30A						
Cat. 1404	1986-85	Denso System	ND	OSGR	12	17379N
Cat. 1404	1984-82	Denso System	ND	OSGR	12	17100N
Cat. 1404	1981-79	Delco System	DR	DD	12	4556N
V30B						
Continental F-163	1980-79	w/Wet Clutch	DR	DD	12	4224N
V30C						
Cat. 1404	1986-85	Denso System	ND	OSGR	12	17379N
Cat. 1404	1984-82	Denso System	ND	OSGR	12	17100N
Cat. 1404	1981-79	Delco System	DR	DD	12	4556N
V30D						
Cat. 1404	1991-85	Denso System	ND	OSGR	12	17379N
Perkins 2032		Denso System	ND	OSGR	12	17380N
Peugeot XD3P Dsl		Denso System	ND	OSGR	12	17378N
V35A						
Cat. 1404	1986-85	Denso System	ND	OSGR	12	17379N
Cat. 1404	1984-82	Denso System	ND	OSGR	12	17100N
Cat. 1404	1981-79	Delco System	DR	DD	12	4556N
V35B						
Continental F-163	1980-79	w/Wet Clutch	DR	DD	12	4224N
V35C						
Cat. 1404	1986-85	Denso System	ND	OSGR	12	17379N
Cat. 1404	1984-82	Denso System	ND	OSGR	12	17100N
Cat. 1404	1981-79	Delco System	DR	DD	12	4556N
V35D						
Cat. 1404	1991-85	Denso System	ND	OSGR	12	17379N
Perkins 2032		Denso System	ND	OSGR	12	17380N
Peugeot XD3P Dsl		Denso System	ND	OSGR	12	17378N
V40						
Continental F-163	1972-69	w/Wet Clutch	DR	DD	12	4224N
V40B						
Continental F-163	1980-79	w/Wet Clutch	DR	DD	12	4224N
V40C						
Cat. 1404	1986-85	Denso System	ND	OSGR	12	17379N
Cat. 1404	1984-82	Denso System	ND	OSGR	12	17100N
Cat. 1404	1981-79	Delco System	DR	DD	12	4556N
Perkins 2032	1985-	Denso System	ND	OSGR	12	17380N
V40D						
Peugeot XD3P Dsl	1991-85	Denso System	ND	OSGR	12	17378N
V41						
Continental F-163	1972-69	w/Wet Clutch	DR	DD	12	4224N
Continental F-227	1986-85	Denso System	ND	OSGR	12	17379N

STARTERS

STARTERS

ENGINE	YEAR	APPLICATION	Mfg	Type	Volt	PART NUMBER
CATERPILLAR - Lift Truck (Cont'd)						
V41 (Cont'd)						
Continental F-227	1984-82	Denso System	ND	OSGR	12	17100N
Continental F-227	1981-79	w/Hydro Drive	DR	DD	12	4556N
V45B						
Continental F-163	1980-79	w/Wet Clutch	DR	DD	12	4224N
V45C						
Cat. 1404	1986-85	Denso System	ND	OSGR	12	17379N
Cat. 1404	1984-82	Denso System	ND	OSGR	12	17100N
Cat. 1404	1981-79	Delco System	DR	DD	12	4556N
Perkins 2032	1985-	Denso System	ND	OSGR	12	17380N
V45D						
Peugeot XD3P Dsl	1991-85	Denso System	ND	OSGR	12	17378N
V50						
Continental F-163	1972-69	w/Wet Clutch	DR	DD	12	4224N
V50B						
Continental F-163	1980-79	w/Wet Clutch	DR	DD	12	4224N
V50C						
Cat. 1404	1986-85	Denso System	ND	OSGR	12	17379N
Cat. 1404	1984-82	Denso System	ND	OSGR	12	17100N
Cat. 1404	1981-79	Delco System	DR	DD	12	4556N
Perkins 2032	1985-	Denso System	ND	OSGR	12	17380N
V50D						
Peugeot XD3P Dsl	1991-85	Denso System	ND	OSGR	12	17378N
V51						
Continental F-163	1972-69	w/Wet Clutch	DR	DD	12	4224N
Continental F-227	1986-85	Denso System	ND	OSGR	12	17379N
Continental F-227	1984-82	Denso System	ND	OSGR	12	17100N
Continental F-227	1981-79	w/Hydro Drive	DR	DD	12	4556N
V55B						
Continental F-227	1986-85	Denso System	ND	OSGR	12	17379N
Continental F-227	1984-82	Denso System	ND	OSGR	12	17100N
Continental F-227	1981-79	w/Hydro Drive	DR	DD	12	4556N
V55C						
Cat. 1404	1986-85	Denso System	ND	OSGR	12	17379N
Cat. 1404	1984-82	Denso System	ND	OSGR	12	17100N
Cat. 1404	1981-79	Delco System	DR	DD	12	4556N
Perkins 2032	1985-	Denso System	ND	OSGR	12	17380N
V60						
Continental F-163	1972-69	w/Wet Clutch	DR	DD	12	4224N
V60B						
Continental F-163	1980-79	w/Hydro Drive	DR	DD	12	4556N
Continental F-227	1986-85	Denso System	ND	OSGR	12	17379N
Continental F-227	1984-82	Denso System	ND	OSGR	12	17100N
Continental F-227	1981-79	w/Hydro Drive	DR	DD	12	4556N
V60D						
Perkins 2032	1991-85	Denso System	ND	OSGR	12	17380N
V60E						
Perkins 4-236	1991-85	Denso System	ND	OSGR	12	18198N

STARTERS

ENGINE	YEAR	APPLICATION	Mfg	Type	Volt	PART NUMBER
CATERPILLAR - Lift Truck (Cont'd)						
V60F						
Perkins 4-248	1991	Denso System	ND	OSGR	12	17399N
V70E						
Perkins 2032	1991-85	Denso System	ND	OSGR	12	17380N
V80D						
Perkins 2032	1985-	Denso System	ND	OSGR	12	17380N
V80E						
Perkins 4-236	1991-85	Denso System	ND	OSGR	12	18198N
V80F						
Perkins 4-248	1991	Denso System	ND	OSGR	12	17399N
V925						
Cat. 3208	2002-86	Delco 42MT	DR	42MT	12	6371N
VC30D - VC60D						
Peugeot XD3P Dsl	1991-85	Denso System	ND	OSGR	12	17378N
CATERPILLAR - Off-Road & Mining Truck						
768B						
D-343 Diesel	1974-71	Delco System	DR	50MT	24	4930N
768C						
Cat. 3408	1996-79	Delco System	DR	50MT	24	4930N
769B						
D-343 Diesel	1974-72	Delco System	DR	50MT	24	4930N
769C						
Cat. 3408	1996-79	Delco System	DR	50MT	24	4930N
769D						
Cat. 3408	1999-95	Delco System	DR	50MT	24	4930N
771C						
Cat. 3408	1997-92	Delco System	DR	50MT	24	4930N
772						
D-346 Diesel	1978-71	Delco System	DR	50MT	24	4930N
772B						
Cat. 3412	1996-78	Delco System	DR	50MT	24	4930N
D-346 Diesel	1985-78	Delco System	DR	50MT	24	4930N
773						
D-346 Diesel	1978-70	Delco System	DR	50MT	24	4930N
773B						
Cat. 3412	1996-78	Delco System	DR	50MT	24	4930N
D-346 Diesel	1985-78	Delco System	DR	50MT	24	4930N
776						
D-348 Diesel	1978-70	Delco System	DR	DD	24	3745N
776B						
Cat. 3508	1992-86	Delco 50MT, 24 Volt	DR	DD	24	3902N
Cat. 3508	1985-84	42MT, 24 Volt	DR	42MT	24	6370N
776C						
Cat. 3508	1997-92	Delco 50MT, 24 Volt	DR	DD	24	3902N

STARTERS

STARTERS

ENGINE	YEAR	APPLICATION	Mfg	Type	Volt	PART NUMBER
CATERPILLAR - Off-Road & Mining Truck (Cont'd)						
777						
D-348 Diesel	1984-74	Delco System	DR	DD	24	3745N
777B						
Cat. 3508	1992-86	Delco 50MT, 24 Volt	DR	DD	24	3902N
Cat. 3508	1985-84	42MT, 24 Volt	DR	42MT	24	6370N
777C						
Cat. 3508	2000-92	Delco 50MT, 24 Volt	DR	DD	24	3902N
CATERPILLAR - Paving Equipment						
CS433B						
Perkins 4-236	1993-88	Denso System	ND	OSGR	12	17388N
CATERPILLAR - Pipelayer						
561C						
Cat. 3306	1977-69	Delco System	DR	DD	24	3948N
Cat. 3306		Delco System	DR	DD	24	6374N
561D						
Cat. 3306	1992-85	Delco System	DR	DD	24	6360N
Cat. 3306	1984-81	Delco System	DR	DD	24	3948N
Cat. 3306	1984-78	Delco System	DR	DD	24	6374N
Cat. 3306	1980-78	Delco System	DR	DD	24	3948N
571F						
Cat. 3306	1974-72	Delco System	DR	DD	24	3948N
571G						
Cat. 3306	1992-86	Delco System	DR	DD	24	6360N
Cat. 3306	1990-75	Delco System	DR	DD	24	6374N
Cat. 3306	1985-83	Delco System	DR	DD	24	3948N
Cat. 3306	1982-75	Delco System	DR	DD	24	3948N
572F						
Cat. 3306	1974-72	Delco System	DR	DD	24	3948N
Cat. 3306		Delco System	DR	DD	24	6374N
572G						
Cat. 3306	1992-86	Delco System	DR	DD	24	6360N
Cat. 3306	1990-75	Delco System	DR	DD	24	6374N
Cat. 3306	1985-83	Delco System	DR	DD	24	3948N
Cat. 3306	1982-75	Delco System	DR	DD	24	3948N
583H						
D-342 Diesel	1974-69	Delco System	DR	DD	24	3872N
583K						
D-342 Diesel	1989-83	Delco 50MT, 24 Volt	DR	DD	24	3902N
D-342 Diesel	1989-74	Delco System	DR	DD	24	3872N
589						
Cat. 3408	1992-83	Delco 50MT, 24 Volt	DR	DD	24	3902N
591						
Cat. 3412	1992-83	Delco 50MT, 24 Volt	DR	DD	24	3902N
594						
D-353 Diesel	1974	Delco System	DR	DD	24	3872N

STARTERS

ENGINE	YEAR	APPLICATION	Mfg	Type	Volt	PART NUMBER
CATERPILLAR - Pipelayer (Cont'd)						
594H						
D-353 Diesel	1985-81	Delco 50MT, 24 Volt	DR	DD	24	3902N
D-353 Diesel	1985-74	Delco System	DR	DD	24	3872N
DW15						
D326 Dsl.	1958-57	Delco DD, 6V / 9T	DR	DD	6	4439N
CATERPILLAR - Roller						
CS563C						
Caterpillar 3116, 6.6L	1997-	41MT, 24V / 12T	DR	DD	24	6614N
CATERPILLAR - Scraper						
613C						
Cat. 3208	1993-85	Delco System	DR	DD	24	6360N
Cat. 3208	1984	Delco System	DR	DD	24	3948N
615						
3306 Engine	1987-86	Delco System	DR	DD	24	6360N
615C						
Cat. 3306	1993-85	Delco System	DR	DD	24	6360N
621						
Cat. 3406	1974-69	Delco System	DR	DD	24	3948N
Cat. 3406		Delco System	DR	DD	24	6374N
621B						
Cat. 3406	1986-85	Delco System	DR	50MT	24	4930N
Cat. 3406	1986	42MT, 24 Volt	DR	42MT	24	6370N
Cat. 3406	1985	42MT, 24 Volt	DR	42MT	24	6370N
Cat. 3406	1984-81	Delco System	DR	DD	24	3745N
Cat. 3406	1980-73	Delco System	DR	DD	24	3745N
621E						
Cat. 3406	1993-86	42MT, 24 Volt	DR	42MT	24	6370N
Cat. 3406		Delco System	DR	50MT	24	4930N
623						
Cat. 3406	1974-72	Delco System	DR	DD	24	6374N
623B						
Cat. 3406	1986	42MT, 24 Volt	DR	42MT	24	6370N
Cat. 3406	1985	42MT, 24 Volt	DR	42MT	24	6370N
Cat. 3406	1984-81	Delco System	DR	DD	24	3745N
Cat. 3406	1980-73	Delco System	DR	DD	24	3745N
623E						
Cat. 3406	1993-86	42MT, 24 Volt	DR	42MT	24	6370N
Cat. 3406		Delco System	DR	50MT	24	4930N
627						
Cat. 3306	1974-70	Delco System	DR	DD	24	3948N
627B						
Cat. 3306	1984-73	Delco System	DR	DD	24	6374N
Cat. 3306	1984	Delco System	DR	DD	24	3948N
Cat. 3306	1983-81	Delco System	DR	DD	24	3948N
Cat. 3306	1980-73	Delco System	DR	DD	24	3948N

STARTERS

STARTERS

ENGINE	YEAR	APPLICATION	Mfg	Type	Volt	PART NUMBER
CATERPILLAR - Scraper (Cont'd)						
627E						
Cat. 3306	1993-86	Delco System	DR	DD	24	6360N
631D						
Cat. 3406	1985-73	Delco System	DR	50MT	24	4930N
Cat. 3408	1985-75	Delco System	DR	50MT	24	4930N
631E						
Cat. 3406	1998-85	Delco System	DR	50MT	24	4930N
Cat. 3408	1991-85	Delco System	DR	50MT	24	4930N
633D						
Cat. 3408	1985-75	Delco System	DR	50MT	24	4930N
637D						
Cat. 3306	1984	Delco System	DR	DD	24	3948N
Cat. 3306	1983-81	Delco System	DR	DD	24	3948N
Cat. 3306	1980-75	Delco System	DR	DD	24	3948N
Cat. 3408	1985-75	Delco System	DR	DD	24	6374N
637E						
Cat. 3306	1991-86	Delco System	DR	DD	24	6360N
Cat. 3406	1999-86	Delco System	DR	50MT	24	4930N
639D						
Cat. 3408	1984-79	Front Engine, 50 MT, 24 Volt	DR	50MT	24	4930N
641B						
D-346 Diesel	1981-70	Delco System	DR	50MT	24	4930N
651B						
D-346 Diesel	1984-70	Delco System	DR	50MT	24	4930N
651E						
Cat. 3412	2000-85	Delco System	DR	50MT	24	4930N
657B						
D-346 Diesel	1984-70	Delco System	DR	50MT	24	4930N
657E						
Cat. 3408	2000-85	Delco System	DR	50MT	24	4930N
Cat. 3412	1996-94	Delco System	DR	50MT	24	4930N
660B						
D-346 Diesel	1978-70	Delco System	DR	50MT	24	4930N
666B						
D-346 Diesel	1978-70	Delco System	DR	50MT	24	4930N
CATERPILLAR - Skid Steer						
IT28G						
Caterpillar 3116, 6.6L	All	41MT, 24V / 12T	DR	DD	24	6614N
CATERPILLAR - Skid Steer Loader						
216						
Cat. 3024	2004-99	Denso System	ND	OSGR	12	18992N
226						
Cat. 3034	2004-99	Denso System	ND	OSGR	12	18992N

STARTERS

ENGINE	YEAR	APPLICATION	Mfg	Type	Volt	PART NUMBER
CATERPILLAR - Skid Steer Loader (Cont'd)						
232						
Cat. 3034	2004-99	Denso System	ND	OSGR	12	18992N
236						
Cat. 3034	2004-99	Denso System	ND	OSGR	12	18992N
246						
Cat. 3034	2004-99	Denso System	ND	OSGR	12	18992N
252						
Cat. 3034	2004-99	Denso System	ND	OSGR	12	18992N
CATERPILLAR - Telehandler						
TH220B Telehandler						
Cat. 3054E	2009-03	Denso System	ND	OSGR	12	18992N
TH330B Telehandler						
Cat. 3054E	2009-03	Denso System	ND	OSGR	12	18992N
TH340B Telehandler						
Cat. 3054E	2009-03	Denso System	ND	OSGR	12	18992N
TH350B Telehandler						
Cat. 3054T	2009-03	Denso System	ND	OSGR	12	18992N
TH360B Telehandler						
Cat. 3054E	2009-03	Denso System	ND	OSGR	12	18992N
TH407 Telehandler						
Cat. C4.4	2009-08	Denso System	ND	OSGR	12	18992N
TH460B Telehandler						
Cat. 3054E	2009-03	Denso System	ND	OSGR	12	18992N
TH560B Telehandler						
Cat. 3054E	2009-03	Denso System	ND	OSGR	12	18992N
TH580B Telehandler						
Cat. 3054E	2009-03	Denso System	ND	OSGR	12	18992N
TH82 Telehandler						
Cat. 3054T	2003-95	Denso System	ND	OSGR	12	18992N
CATERPILLAR - Tool Carrier						
IT12B						
Cat. 3114	1993-89	Denso System	ND	OSGR	24	17616N
IT14B						
Cat. 3114	1993-89	42MT, 24 Volt	DR	42MT	24	6370N
Caterpillar 3054, 4.4L	2006-95	Bosch DD	BO	DD	12	18387N
Cummins Diesel	1993-89	42MT, 24 Volt	DR	42MT	24	6370N
IT14F						
Cat. 3114	1996-95	Bosch System	BO	DD	12	17257N
IT14G						
Cat. 3054	2001-95	Bosch System	BO	DD	12	17257N
IT24B						
Cat. 3114	1997-94	Denso System	ND	OSGR	24	17616N

STARTERS

STARTERS

ENGINE	YEAR	APPLICATION	Mfg	Type	Volt	PART NUMBER
CATERPILLAR - Tool Carrier (Cont'd)						
IT28F						
Cat. 3116	1996-93	Denso System	ND	OSGR	24	17616N
TH63						
Perkins 3054	1996-95	Bosch System	BO	DD	12	17257N
CATERPILLAR - Track Loader						
931						
Cat. 3204	1979-72	Denso System	ND	DD	12	17633N
931B						
Cat. 3204	1988-79	Denso System	ND	DD	12	17633N
931C						
Cat. 3046	1994-90	Denso System	ND	DD	12	17633N
935B						
Cat. 3204	1988-87	Denso System	ND	DD	12	17633N
935C						
Cat. 3046	1994-87	Denso System	ND	DD	12	17633N
941B						
Cat. 3304	1983-69	Delco System	DR	DD	24	3948N
951 Trax Cavator						
Cat. 3204	1993-85	Denso System	ND	DD	12	17633N
951C						
Cat. 3304	1981	Delco System	DR	DD	24	3948N
Cat. 3304	1980-71	Delco System	DR	DD	24	3948N
955K						
D-330C Diesel	1975-72	Delco System	DR	DD	24	3948N
955L						
Cat. 3304	1981	Delco System	DR	DD	24	3948N
Cat. 3304	1980-71	Delco System	DR	DD	24	3948N
963						
Cat. 3304	1985	Delco, 24 Volt, 37MT	DR	37MT	24	6359N-PT
Cat. 3304	1984-83	Delco System	DR	DD	24	3948N
Cat. 3304	1982-81	Delco System	DR	DD	24	3948N
963B						
Cat. 3306	1996-95	Delco System	DR	DD	24	6374N
973						
Cat. 3306	1995-85	Delco System	DR	DD	24	6360N
Cat. 3306	1995-82	Delco System	DR	DD	24	6374N
Cat. 3306	1984-82	Delco System	DR	DD	24	3948N
977K						
D-333C Diesel	1978-67	Delco System	DR	DD	24	3948N
977L						
Cat. 3306	1982-81	Delco System	DR	DD	24	3948N
Cat. 3306	1982-72	Delco System	DR	DD	24	6374N
Cat. 3306	1980-72	Delco System	DR	DD	24	3948N
983B						
Cat. 3406	1982-81	Delco System	DR	DD	24	3745N

STARTERS

ENGINE	YEAR	APPLICATION	Mfg	Type	Volt	PART NUMBER
CATERPILLAR - Track Loader (Cont'd)						
983B (Cont'd)						
Cat. 3406	1982-78	Delco System	DR	50MT	24	4930N
Cat. 3406	1980	Delco System	DR	DD	24	3745N
Cat. 3406	1979-78	Delco System	DR	DD	24	3745N
CATERPILLAR - Track Tractor						
D10						
D-348 Diesel	1986-78	Delco 50MT, 24 Volt	DR	DD	24	3902N
D10N						
Cat. 3412	1993-86	Delco 50MT, 24 Volt	DR	DD	24	3902N
D11N						
Cat. 3408	1993-86	Delco 50MT, 24 Volt	DR	DD	24	3902N
D3						
Cat. 3204	1979-72	Denso System	ND	DD	12	17633N
D3B						
Cat. 3204	1987-79	Denso System	ND	DD	12	17633N
D3C						
Cat. 3204	1999-87	Denso System	ND	DD	12	17633N
D4B						
Cat. 3204	1989-87	Denso System	ND	DD	12	17633N
D4C						
Cat. 3204	1993-87	Denso System	ND	DD	12	17633N
D4D						
Cat. 3304	1979-69	Delco System	DR	DD	24	3948N
D4E						
Cat. 3304	1986-85	Delco System	DR	DD	24	6360N
Cat. 3304	1984-81	Delco System	DR	DD	24	3948N
Cat. 3304	1980	Delco System	DR	DD	24	3948N
D4H						
Cat. 3304	1996-85	Delco System	DR	DD	24	6360N
D5						
Cat. 3306	1984-81	Direct Drive (Opt.)	DR	DD	24	3948N
Cat. 3306		Power Shift (Std.)	DR	DD	24	3948N
Cat. 3306	1984-79	Power Shift (Opt.)	DR	DD	24	6374N
Cat. 3306	1980-79	Power Shift (Std.)	DR	DD	24	3948N
Cat. 3306	1979	Direct Drive (Opt.)	DR	DD	24	3948N
Cat. 3306	1978-69	Delco System	DR	DD	24	3948N
Cat. 3306		Delco System	DR	DD	24	6374N
D5B						
Cat. 3306	1985-77	Delco System	DR	DD	24	6374N
Cat. 3306	1984-81	Direct Drive (Opt.)	DR	DD	24	3948N
Cat. 3306		Power Shift (Std.)	DR	DD	24	3948N
Cat. 3306	1984-79	Power Shift (Opt.)	DR	DD	24	6374N
Cat. 3306	1980-79	Power Shift (Std.)	DR	DD	24	3948N
Cat. 3306	1979	Direct Drive (Opt.)	DR	DD	24	3948N
Cat. 3306	1978-77	Delco System	DR	DD	24	3948N
D5C						
Cat. 3046	1996-91	Denso System	ND	DD	12	17633N

STARTERS

ENGINE	YEAR	APPLICATION	Mfg	Type	Volt	PART NUMBER
CATERPILLAR - Track Tractor (Cont'd)						
D6C						
Cat. 3306	1984-81	Direct Drive (Opt.)	DR	DD	24	3948N
Cat. 3306		Power Shift (Std.)	DR	DD	24	3948N
Cat. 3306	1984-79	Power Shift (Opt.)	DR	DD	24	6374N
Cat. 3306	1980-79	Power Shift (Std.)	DR	DD	24	3948N
Cat. 3306	1979	Direct Drive (Opt.)	DR	DD	24	3948N
Cat. 3306	1978-69	Delco System	DR	DD	24	3948N
Cat. 3306		Delco System	DR	DD	24	6374N
D6D						
Cat. 3306	1997-77	Delco System	DR	DD	24	6374N
Cat. 3306	1984-81	Direct Drive (Opt.)	DR	DD	24	3948N
Cat. 3306		Power Shift (Std.)	DR	DD	24	3948N
Cat. 3306	1984-79	Power Shift (Opt.)	DR	DD	24	6374N
Cat. 3306	1980-79	Power Shift (Std.)	DR	DD	24	3948N
Cat. 3306	1979	Direct Drive (Opt.)	DR	DD	24	3948N
Cat. 3306	1978-77	Delco System	DR	DD	24	3948N
D6H						
Cat. 3306	1995-85	Delco System	DR	DD	24	6374N
D7E						
All Engines	All	Delco System	DR	DD	24	3872N
D7F						
Cat. 3306	1974-69	Delco System	DR	DD	24	3948N
Cat. 3306		Delco System	DR	DD	24	6374N
D7G						
Cat. 3306	1992-77	Delco System	DR	DD	24	6374N
Cat. 3306	1984-81	Direct Drive (Opt.)	DR	DD	24	3948N
Cat. 3306		Power Shift (Std.)	DR	DD	24	3948N
Cat. 3306	1984-79	Power Shift (Opt.)	DR	DD	24	6374N
Cat. 3306	1980-79	Power Shift (Std.)	DR	DD	24	3948N
Cat. 3306	1979	Direct Drive (Opt.)	DR	DD	24	3948N
Cat. 3306	1978-77	Delco System	DR	DD	24	3948N
D7H						
Cat. 3306	1995-85	Delco System	DR	DD	24	6374N
D8H						
All Engines	1974-69	Delco System	DR	DD	24	6374N
D8K						
D-342 Diesel	1982-74	Delco System	DR	DD	24	3872N
D8L						
Cat. 3408	1992-82	Delco 50MT, 24 Volt	DR	DD	24	3902N
D8N						
Cat. 3406	1996-86	42MT, 24 Volt	DR	42MT	24	6370N
Cat. 3406		Delco System	DR	50MT	24	4930N
D9G						
All Engines	1974-69	Delco System	DR	DD	24	3872N
D9H						
D-353 Diesel	1982-74	Delco System	DR	DD	24	3872N
D9L						
Cat. 3412	1986-80	Delco 50MT, 24 Volt	DR	DD	24	3902N

STARTERS

ENGINE	YEAR	APPLICATION	Mfg	Type	Volt	PART NUMBER
CATERPILLAR - Track Tractor (Cont'd)						
D9N						
Cat. 3408	1995-86	Delco 50MT, 24 Volt	DR	DD	24	3902N
CATERPILLAR - Wheel Loader						
906						
Cat. 3034	2004-98	Denso System	ND	OSGR	12	18992N
910						
D3 Engine	1989-73	Denso System	ND	DD	12	17633N
D-393 Diesel	1989-85	Denso System	ND	DD	12	17633N
920						
Cat. 3304	1984-81	Delco System	DR	DD	24	3948N
Cat. 3304	1980-69	Delco System	DR	DD	24	3948N
930						
Cat. 3304	1984-81	Delco System	DR	DD	24	3948N
Cat. 3304	1980-69	Delco System	DR	DD	24	3948N
936						
Cat. 3304	1984-83	Delco System	DR	DD	24	3948N
938F						
Cat. 3116	1997-94	Delco System	DR	DD	24	6634N
950						
Cat. 3304	1981	Delco System	DR	DD	24	3948N
Cat. 3304	1980-69	Delco System	DR	DD	24	3948N
950B						
Cat. 3304	1984-81	Delco System	DR	DD	24	3948N
950F						
Cat. 3116	1996-91	Delco System	DR	DD	24	6634N
966C						
Cat. 3306	1983-81	Delco System	DR	DD	24	3948N
Cat. 3306	1983-68	Delco System	DR	DD	24	6374N
Cat. 3306	1980-68	Delco System	DR	DD	24	3948N
966D						
Cat. 3306	1987-85	Delco System	DR	DD	24	6360N
Cat. 3306		Delco System	DR	DD	24	6374N
Cat. 3306	1984-80	Delco System	DR	DD	24	3948N
966E						
Cat. 3306	1990-87	Delco System	DR	DD	24	6360N
Cat. 3306		Delco System	DR	DD	24	6374N
966F						
Cat. 3306	1996-90	Delco System	DR	DD	24	6360N
Cat. 3306		Delco System	DR	DD	24	6374N
980						
Cat. 3306	1970-66	Delco System	DR	DD	24	3948N
Cat. 3306		Delco System	DR	DD	24	6374N
980B						
Cat. 3306	1983-81	Delco System	DR	DD	24	3948N
Cat. 3306	1983-70	Delco System	DR	DD	24	6374N
Cat. 3306	1980-70	Delco System	DR	DD	24	3948N

STARTERS

STARTERS

ENGINE	YEAR	APPLICATION	Mfg	Type	Volt	PART NUMBER
CATERPILLAR - Wheel Loader (Cont'd)						
980C						
Cat. 3406	1992-85	42MT, 24 Volt	DR	42MT	24	6370N
Cat. 3406	1984-81	Delco System	DR	DD	24	3745N
Cat. 3406	1984-78	Delco System	DR	DD	24	6374N
Cat. 3406	1980-78	Delco System	DR	DD	24	3745N
980F						
Cat. 3406	1996-91	42MT, 24 Volt	DR	42MT	24	6370N
988						
Cat. 3406	1976-69	Delco System	DR	50MT	24	4930N
988B						
Cat. 3408	1993-69	Delco System	DR	50MT	24	4930N
992						
D-348 Diesel	1973-70	Delco System	DR	50MT	24	4930N
992B						
D-348 Diesel	1979-73	Delco System	DR	50MT	24	4930N
992C						
Cat. 3408	1993-77	Delco System	DR	50MT	24	4930N
Cat. 3408	1988-87	42MT, 24 Volt	DR	42MT	24	6370N
Cat. 3412	1996-77	Delco System	DR	50MT	24	4930N
CATERPILLAR - Wheel Skidder						
518						
Cat. 3304	1985	Delco System	DR	DD	24	6360N
Cat. 3304	1984-81	Delco System	DR	DD	24	3948N
Cat. 3304	1980-71	Delco System	DR	DD	24	3948N
528						
Cat. 3306	1995-85	Delco System	DR	DD	24	6360N
Cat. 3306	1984-81	Delco System	DR	DD	24	3948N
Cat. 3306	1980-75	Delco System	DR	DD	24	3948N
CATERPILLAR - Wheel Tractor Dozer						
814						
Cat. 3306	1981-69	Delco System	DR	DD	24	6374N
Cat. 3306	1981	Delco System	DR	DD	24	3948N
Cat. 3306	1980-69	Delco System	DR	DD	24	3948N
814B						
Cat. 3306	1995-85	Delco System	DR	DD	24	6360N
Cat. 3306	1995-70	Delco System	DR	DD	24	6374N
Cat. 3306	1984-81	Delco System	DR	DD	24	3948N
Cat. 3306	1980-70	Delco System	DR	DD	24	3948N
824C						
Cat. 3406	1999-86	42MT, 24 Volt	DR	42MT	24	6370N
Cat. 3406	1996-85	42MT, 24 Volt	DR	42MT	24	6370N
Cat. 3406	1985-78	Delco System	DR	50MT	24	4930N
Cat. 3406	1984-81	Delco System	DR	DD	24	3745N
Cat. 3406	1980-78	Delco System	DR	DD	24	3745N
834B						
Cat. 3408	1996-75	Delco System	DR	50MT	24	4930N

STARTERS

ENGINE	YEAR	APPLICATION	Mfg	Type	Volt	PART NUMBER
CHAMPION - Grader						
562D						
Cummins Diesel	1992-75	Delco System	DR	DD	12	3974N
600D						
Cummins Diesel	1992-75	Delco System	DR	DD	12	3974N
710						
Cummins 5.9	1991-89	Delco System	DR	OSGR	24	6582N
Cummins 5.9		Delco System	DR	OSGR	12	6583N
710A						
Cummins 5.9	1998-92	Delco System	DR	OSGR	12	6589N
Cummins 5.9		Delco System	DR	OSGR	24	6592N
Cummins 5.9	1991-89	Delco System	DR	OSGR	24	6582N
Cummins 5.9		Delco System	DR	OSGR	12	6583N
715						
DDAD 4-71	1983-76	Delco System	DR	DD	12	3974N
715A						
DDAD 4-71	1983-76	Delco System	DR	DD	12	3974N
716A						
Cummins 5.9	1998-92	Delco System	DR	OSGR	12	6589N
Cummins 5.9		Delco System	DR	OSGR	24	6592N
720						
Cummins 8.3	1998-86	Delco System	DR	37MT	12	6380N-PT
DD 6-71	1988-86	Delco System	DR	42MT	12	6356N
DD 6-71	1985-75	Delco System	DR	DD	12	3974N
720 III						
Cummins 8.3	2005-92	Delco System	DR	37MT	12	6380N-PT
720A						
Cummins 8.3	1998-89	Delco System	DR	37MT	12	6380N-PT
DD 6-71	1988-86	Delco System	DR	42MT	12	6356N
DD 6-71	1985-75	Delco System	DR	DD	12	3974N
720A III						
Cummins 8.3	2005-92	Delco System	DR	37MT	12	6380N-PT
726A						
Cummins 8.3	1998-92	Delco System	DR	37MT	12	6380N-PT
726A III						
Cummins 8.3	2005-92	Delco System	DR	37MT	12	6380N-PT
730						
Cummins 8.3	1998-92	Delco System	DR	37MT	12	6380N-PT
730 III						
Cummins 8.3	2005-92	Delco System	DR	37MT	12	6380N-PT
730A						
Cummins 8.3	1998-86	Delco System	DR	37MT	12	6380N-PT
730A III						
Cummins 8.3	2005-92	Delco System	DR	37MT	12	6380N-PT
736A						
Cummins 8.3	1998-92	Delco System	DR	37MT	12	6380N-PT

STARTERS

STARTERS

ENGINE	YEAR	APPLICATION	Mfg	Type	Volt	PART NUMBER
CHAMPION - Grader (Cont'd)						
736A III						
Various	2005-92	Delco System	DR	37MT	12	6380N-PT
740						
Cummins L-10	1991-85	Delco System	DR	42MT	12	6356N
Cummins N-855C	1985-75	Delco System	DR	DD	12	3974N
DD 6-71	1991-86	Delco System	DR	42MT	12	6356N
DD 6-71	1985-75	Delco System	DR	DD	12	3974N
740A						
Cummins L-10	1998-95	Delco System (w/Jump Start Protection)	DR	42MT	12	6513N
Cummins L-10	1994-85	42MT, 24 Volt	DR	42MT	24	6370N
Cummins L-10		Delco System	DR	42MT	12	6356N
Cummins M11	2006-97	VHP V, 42MT, 24 Volt	DR	42MT	24	6370N
Cummins M11	1998-95	Delco System (w/Jump Start Protection)	DR	42MT	12	6513N
Cummins M11	1994-91	42MT, 24 Volt	DR	42MT	24	6370N
Cummins M11		Delco System	DR	42MT	12	6356N
750						
Cummins L-10	1994-87	42MT, 24 Volt	DR	42MT	24	6370N
Cummins L-10		Delco System	DR	42MT	12	6356N
750A						
Cummins L-10	1998-95	Delco System (w/Jump Start Protection)	DR	42MT	12	6513N
Cummins L-10	1994-87	42MT, 24 Volt	DR	42MT	24	6370N
Cummins L-10		Delco System	DR	42MT	12	6356N
Cummins M11	1998-95	Delco System (w/Jump Start Protection)	DR	42MT	12	6513N
760						
Cummins L-10	1991-85	42MT, 24 Volt	DR	42MT	24	6370N
Cummins L-10		Delco System	DR	42MT	12	6356N
Cummins N-855C	1985-75	Delco System	DR	DD	12	3974N
780						
Cummins L-10	1991-85	42MT, 24 Volt	DR	42MT	24	6370N
Cummins L-10		Delco System	DR	42MT	12	6356N
780A						
Cummins L-10	1998-95	Delco System (w/Jump Start Protection)	DR	42MT	12	6513N
Cummins L-10	1994-86	42MT, 24 Volt	DR	42MT	24	6370N
Cummins L-10		Delco System	DR	42MT	12	6356N
Cummins M11	1998-95	Delco System (w/Jump Start Protection)	DR	42MT	12	6513N
CLAAS - Combine						
Consul						
Deutz F4L912	1974-67	Bosch System	BO	DD	12	17075N
Corsar						
Deutz F4L912	1975-74	Bosch System	BO	DD	12	17075N
Cosmos						
Deutz F4L912	1972-67	Bosch System	BO	DD	12	17075N
Europa						
Deutz F4L912	1972-67	Bosch System	BO	DD	12	17075N
Mercator						
Deutz F4L912	1972-68	Bosch System	BO	DD	12	17075N
Mercator 50						
Deutz F4L912	1974-73	Bosch System	BO	DD	12	17075N

STARTERS

ENGINE	YEAR	APPLICATION	Mfg	Type	Volt	PART NUMBER
CLAAS - Combine (Cont'd)						
Mercator 60						
Deutz F6L912	1993-82	Bosch System	BO	DD	12	17075N
Deutz F6L912	1981-73	Bosch System	BO	DD	12	17075N
Mercator 70						
Deutz F6L912	1974-73	Bosch System	BO	DD	12	17075N
Mercator 75R						
Deutz F6L912	1993-82	Bosch System	BO	DD	12	17075N
Deutz F6L912	1981-74	Bosch System	BO	DD	12	17075N
Mercur						
Deutz F4L912	1972-67	Bosch System	BO	DD	12	17075N
Senator						
Deutz F6L912	1972-66	Bosch System	BO	DD	12	17075N
CLARK - Dozer						
180 III						
Cummins C-175	1968-65	Delco System	DR	DD	24	3745N
Cummins CT-464C	1970-69	Delco System	DR	DD	24	3745N
DD 6V-53	1970-65	Delco System	DR	DD	24	3945N
280						
Cummins N14	1986-85	42MT, 24 Volt	DR	42MT	24	6370N
Cummins NT-310	1968-65	Delco System	DR	DD	24	3745N
Cummins NTA-855C	1986-85	42MT, 24 Volt	DR	42MT	24	6370N
Cummins NTA-855C	1984-81	Delco System	DR	DD	24	3745N
Cummins NTA-855C	1980-79	Delco System	DR	DD	24	3745N
DD 8V-71N	1986-85	42MT, 24 Volt	DR	42MT	24	6370N
DD 8V-71N	1984-81	Delco System	DR	DD	24	3745N
DD 8V-71N	1980-79	Delco System	DR	DD	24	3745N
280 III						
Cummins NTA-855C	1972-69	Delco System	DR	DD	24	3745N
DD 8V-71N	1972-65	Delco System	DR	DD	24	3745N
280 IIIA						
Cummins NTA-855C	1978-75	Delco System	DR	DD	24	3745N
DD 8V-71N	1978-73	Delco System	DR	DD	24	3745N
380						
Cummins KTA-1150	1986-81	Delco System	DR	50MT	24	4930N
Cummins KTA-1150	1980-79	50MT, 24 Volt	DR	50MT	24	4930N
Cummins V-1710	1986-79	Delco System	DR	50MT	24	4930N
DD 16V-71N		Delco System	DR	50MT	24	4930N
380 III						
Cummins NVH-450	1968-67	Delco System	DR	50MT	24	4930N
Cummins V-1710C	1978-69	Delco System	DR	50MT	24	4930N
DD 12V-71N	1969-67	Delco System	DR	50MT	24	4930N
380 IIIA						
Cummins V-1710C	1978-73	Delco System	DR	50MT	24	4930N
DD 16V-71N		Delco System	DR	50MT	24	4930N
380-2 III						
Cummins NVH-12	1966-65	Delco System	DR	50MT	24	4930N
DD 12V-71N		Delco System	DR	50MT	24	4930N

STARTERS

STARTERS

ENGINE	YEAR	APPLICATION	Mfg	Type	Volt	PART NUMBER
CLARK - Dozer (Cont'd)						
380C III						
Cummins V-1710C	1974-73	Delco System	DR	50MT	24	4930N
480						
Cummins VT12-635	1968-65	Delco System	DR	50MT	24	4930N
DD 16V-71N		Delco System	DR	50MT	24	4930N
CLARK - Grader						
301						
DD 4-71	1973	Delco System	DR	DD	12	3974N
501						
Cummins VT-555	1973	Delco System	DR	DD	12	3974N
CLARK - Lift Truck						
C100 Series						
Continental F-244 En- gine	1966	Delco System	DR	DD	12	4234N
Continental F-245 En- gine	1971-67	Delco System	DR	DD	12	4234N
C120 Series						
Continental F-244 En- gine	1966	Delco System	DR	DD	12	4234N
Continental F-245 En- gine	1971-67	Delco System	DR	DD	12	4234N
C20 Series						
Continental Y-112 En- gine	1971-67	Delco System	DR	DD	12	4234N
Continental Y-112 En- gine	1966-65	Delco System	DR	DD	12	4046N
Continental Y-112 En- gine	1964-63	Delco System	DR	DD	12	4342N
C25 Series						
Continental Y-112 En- gine	1965-64	Delco System	DR	DD	12	4046N
Continental Y-112 En- gine	1964-63	Delco System	DR	DD	12	4342N
C30 Series						
Continental F-162 En- gine	1966-65	Delco System	DR	DD	12	4046N
Continental F-162 En- gine	1964-63	Delco System	DR	DD	12	4342N
Continental F-163 En- gine	1970-67	Delco System	DR	DD	12	4234N
Waukesha 155 Engine	1968-67	Delco System	DR	DD	12	4234N
C300-30 / 40 / 50						
Continental F-163 En- gine	1986-82	Delco System	DR	DD	12	4234N
Continental F-163 En- gine	1981-75	Delco System	DR	DD	12	4234N
C300-Y40 / 50						
Continental F-163 En- gine	1982	Delco System	DR	DD	12	4234N

STARTERS

ENGINE	YEAR	APPLICATION	Mfg	Type	Volt	PART NUMBER
CLARK - Lift Truck (Cont'd)						
C300-Y40 / 50 (Cont'd)						
Continental F-163 Engine	1981-77	Delco System	DR	DD	12	4234N
C40 Series						
Continental F-162 Engine	1966-65	Delco System	DR	DD	12	4046N
Continental F-162 Engine	1964-63	Delco System	DR	DD	12	4342N
Continental F-163 Engine	1970-67	Delco System	DR	DD	12	4234N
Waukesha 155 Engine	1968-67	Delco System	DR	DD	12	4234N
C50 Series						
Continental F-162 Engine	1966	Delco System	DR	DD	12	4046N
Continental F-163 Engine	1970-67	Delco System	DR	DD	12	4234N
Waukesha 155 Engine	1968-67	Delco System	DR	DD	12	4234N
C500-100 / 110 / 120						
Continental F-245 Engine	1986-82	Delco System	DR	DD	12	4234N
Continental F-245 Engine	1981-72	Delco System	DR	DD	12	4234N
Perkins 4-248 Diesel	1987-82	Delco System	DR	OSGR	12	6581N
C500-130 / 135 / 155						
Perkins 4-248 Diesel	1987-82	Delco System	DR	OSGR	12	6581N
C500-160 / 180						
Perkins 6-354 Diesel	1987-86	DR, 37MT, 10T	DR	37MT	12	6382N-PT
Perkins 6-354 Diesel	1985-82	Delco System	DR	DD	12	6410N-PT
C500-20 / 25						
Continental Y-112 Engine	1986-82	Delco System	DR	DD	12	4234N
Continental Y-112 Engine	1981-72	Delco System	DR	DD	12	4234N
C500-200						
Continental F-245 Engine	1978-72	Delco System	DR	DD	12	4234N
Perkins 6-354 Diesel	1987-86	DR, 37MT, 10T	DR	37MT	12	6382N-PT
Perkins 6-354 Diesel	1985-82	Delco System	DR	DD	12	6410N-PT
C500-220 / 225						
Perkins 6-354 Diesel	1987-86	DR, 37MT, 10T	DR	37MT	12	6382N-PT
Perkins 6-354 Diesel	1985-82	Delco System	DR	DD	12	6410N-PT
C500-250 / 300						
Perkins 6-354 Diesel	1987-86	DR, 37MT, 10T	DR	37MT	12	6382N-PT
Perkins 6-354 Diesel	1985-82	Delco System	DR	DD	12	6410N-PT
C500-30						
Continental Y-112 Engine	1982-72	Delco System	DR	DD	12	4234N
C500-400 / 450 / 550 / 650						
Cummins 8-555 Diesel	1987-86	Delco System	DR	42MT	12	6356N
Cummins 8-555 Diesel	1985-82	Delco System	DR	DD	12	3974N

STARTERS

STARTERS

ENGINE	YEAR	APPLICATION	Mfg	Type	Volt	PART NUMBER
CLARK - Lift Truck (Cont'd)						
C500-60 / 70 / 80						
Continental F-227 Engine	1982	Delco System	DR	DD	12	4234N
Continental F-227 Engine	1981-77	Delco System	DR	DD	12	4234N
Perkins 4-248 Diesel	1987-82	Delco System	DR	OSGR	12	6581N
C500-F20 / 25						
Continental Y-112 Engine	1976-72	Delco System	DR	DD	12	4234N
C500-H60 / 70 / 80						
Continental F-227 Engine	1976-72	Delco System	DR	DD	12	4234N
C500-Y100						
Continental F-245 Engine	1986-83	Delco System	DR	DD	12	4234N
Continental F-245 Engine	1982-72	Delco System	DR	DD	12	4234N
C500-Y120 / 130 / 135 / 150						
Continental F-245 Engine	1981-72	Delco System	DR	DD	12	4234N
C500-Y20 / 25 / 30						
Continental F-163 Engine	1986-82	Delco System	DR	DD	12	4234N
Continental F-163 Engine	1981-72	Delco System	DR	DD	12	4234N
C500-YF20 / 25 / 30						
Continental F-163 Engine	1976-72	Delco System	DR	DD	12	4234N
C60 Series						
Continental F-209 Engine	1966	Delco System	DR	DD	12	4234N
Continental F-209 Engine	1965-64	Delco System	DR	DD	12	4046N
Continental F-227 Engine	1970-67	Delco System	DR	DD	12	4234N
C70 Series						
Continental F-209 Engine	1966	Delco System	DR	DD	12	4234N
Continental F-227 Engine	1970-67	Delco System	DR	DD	12	4234N
C80 Series						
Continental F-209 Engine	1966	Delco System	DR	DD	12	4234N
Continental F-227 Engine	1970-67	Delco System	DR	DD	12	4234N
CF20 Series						
Continental Y-112 Engine	1971-67	Delco System	DR	DD	12	4234N
Continental Y-112 Engine	1966-64	Delco System	DR	DD	12	4046N

STARTERS

ENGINE	YEAR	APPLICATION	Mfg	Type	Volt	PART NUMBER
CLARK - Lift Truck (Cont'd)						
CF25 Series						
Continental Y-112 En- gine	1965-64	Delco System	DR	DD	12	4046N
CF30 Series						
Continental F-162 En- gine	1966	Delco System	DR	DD	12	4046N
CF30B Series						
Continental F-163 En- gine	1970-67	Delco System	DR	DD	12	4234N
CF40 Series						
Continental F-162 En- gine	1966	Delco System	DR	DD	12	4046N
CF40B Series						
Continental F-163 En- gine	1970-67	Delco System	DR	DD	12	4234N
CF50 Series						
Continental F-162 En- gine	1966	Delco System	DR	DD	12	4046N
CF50B Series						
Continental F-163 En- gine	1970-67	Delco System	DR	DD	12	4234N
CF60 Series						
Continental F-209 En- gine	1966	Standard	DR	DD	12	4234N
Continental F-227 En- gine	1970-67	Delco System	DR	DD	12	4234N
CF70 Series						
Continental F-209 En- gine	1966	Standard	DR	DD	12	4234N
Continental F-227 En- gine	1970-67	Delco System	DR	DD	12	4234N
CF80 Series						
Continental F-209 En- gine	1966	Standard	DR	DD	12	4234N
Continental F-227 En- gine	1970-67	Delco System	DR	DD	12	4234N
CFY60 Series						
Continental F-244 En- gine	1965-63	Delco System	DR	DD	12	4046N
Continental F-244 En- gine		Delco System	DR	DD	12	4342N
CGC20						
Mitsubishi 4G64 Gas	2000-95	Mitsubishi System	MI	PMGR	12	17176N
CGC25						
Mitsubishi 4G64 Gas	2000-95	Mitsubishi System	MI	PMGR	12	17176N
CGC30						
Mitsubishi 4G64 Gas	2000-95	Mitsubishi System	MI	PMGR	12	17176N
CGC32						
Mitsubishi 4G64 Gas	2000-95	Mitsubishi System	MI	PMGR	12	17176N

STARTERS

STARTERS

ENGINE	YEAR	APPLICATION	Mfg	Type	Volt	PART NUMBER
CLARK - Lift Truck (Cont'd)						
CGP20						
Mitsubishi 4G64 Gas	2000-95	Mitsubishi System	MI	PMGR	12	17176N
CGP25						
Mitsubishi 4G64 Gas	2000-95	Mitsubishi System	MI	PMGR	12	17176N
CGP30						
Mitsubishi 4G64 Gas	2000-95	Mitsubishi System	MI	PMGR	12	17176N
CH30C Series						
Waukesha 155 Engine	1968-67	Standard	DR	DD	12	4234N
CH40C Series						
Waukesha 155 Engine	1968-67	Standard	DR	DD	12	4234N
CH50C Series						
Waukesha 155 Engine	1968-67	Standard	DR	DD	12	4234N
CH60 Series						
Continental F-209 En- gine	1966	Standard	DR	DD	12	4234N
Continental F-227 En- gine	1970-67	Delco System	DR	DD	12	4234N
CH70 Series						
Continental F-209 En- gine	1966	Standard	DR	DD	12	4234N
Continental F-227 En- gine	1970-67	Delco System	DR	DD	12	4234N
CH80 Series						
Continental F-209 En- gine	1966	Standard	DR	DD	12	4234N
Continental F-227 En- gine	1970-67	Delco System	DR	DD	12	4234N
CT20 Series						
Continental F-162 En- gine	1966	Delco System	DR	DD	12	4046N
Continental F-227 En- gine		Delco System	DR	DD	12	4234N
CT30 Series						
Continental F-162 En- gine	1966	Delco System	DR	DD	12	4046N
Continental F-227 En- gine		Delco System	DR	DD	12	4234N
CT40 Series						
Continental F-162 En- gine	1966	Delco System	DR	DD	12	4046N
Continental F-227 En- gine		Delco System	DR	DD	12	4234N
CT50 Series						
Continental F-162 En- gine	1966	Delco System	DR	DD	12	4046N
Continental F-227 En- gine		Delco System	DR	DD	12	4234N
CY(F)20 Series						
Continental F-163 En- gine	1971	Delco System	DR	DD	12	4234N

STARTERS

ENGINE	YEAR	APPLICATION	Mfg	Type	Volt	PART NUMBER
CLARK - Lift Truck (Cont'd)						
CY100 Series						
Continental F-244 Engine	1966	Delco System	DR	DD	12	4234N
Continental F-245 Engine	1971-67	Delco System	DR	DD	12	4234N
CY120 Series						
Continental F-244 Engine	1966	Delco System	DR	DD	12	4234N
Continental F-245 Engine	1971-67	Delco System	DR	DD	12	4234N
CY20 Series						
Continental F-162 Engine	1966	Delco System	DR	DD	12	4234N
Continental F-162 Engine	1965	Delco System	DR	DD	12	4046N
Continental F-162 Engine	1964-63	Delco System	DR	DD	12	4342N
Continental F-163 Engine	1971-67	Delco System	DR	DD	12	4234N
CY25 Series						
Continental F-163 Engine	1971-67	Delco System	DR	DD	12	4234N
CY30 Series						
Continental F-162 Engine	1965-63	Delco System	DR	DD	12	4046N
CY30B Series						
Continental F-163 Engine	1970-69	Delco System	DR	DD	12	4234N
CY40 Series						
Continental F-162 Engine	1965	Delco System	DR	DD	12	4046N
Continental F-162 Engine	1964-63	Delco System	DR	DD	12	4342N
CY40B Series						
Continental F-163 Engine	1970-69	Delco System	DR	DD	12	4234N
CY50B Series						
Continental F-163 Engine	1970-69	Delco System	DR	DD	12	4234N
CY60 Series						
Continental F-244 Engine	1966	Delco System	DR	DD	12	4234N
Continental F-244 Engine	1965	Delco System	DR	DD	12	4046N
Continental F-244 Engine	1964-63	Delco System	DR	DD	12	4342N
Continental F-245 Engine	1970-67	Delco System	DR	DD	12	4234N
CY70 Series						
Continental F-244 Engine	1966	Delco System	DR	DD	12	4234N

STARTERS

STARTERS

ENGINE	YEAR	APPLICATION	Mfg	Type	Volt	PART NUMBER
CLARK - Lift Truck (Cont'd)						
CY70 Series (Cont'd)						
Continental F-245 Engine	1970-67	Delco System	DR	DD	12	4234N
CY80 Series						
Continental F-244 Engine	1966	Delco System	DR	DD	12	4234N
Continental F-245 Engine	1970-67	Delco System	DR	DD	12	4234N
GCS12						
Mitsubishi Gas	1994-85	Mitsubishi System	MI	DD	12	16793
GCS15						
Mitsubishi Gas	1994-85	Mitsubishi System	MI	DD	12	16793
GCS17						
Mitsubishi Gas	1994-85	Mitsubishi System (Opt.)	MI	OSGR	12	17110N
Mitsubishi Gas		Mitsubishi System (Std.)	MI	DD	12	16793
GCS20						
Mitsubishi Gas	1994-85	Mitsubishi System (Opt.)	MI	OSGR	12	17110N
Mitsubishi Gas		Mitsubishi System (Std.)	MI	DD	12	16793
GCS25						
Mitsubishi Gas	1994-85	Mitsubishi System (Opt.)	MI	OSGR	12	17110N
Mitsubishi Gas		Mitsubishi System (Std.)	MI	DD	12	16793
GCS30						
Mitsubishi 4G54 Gas	1994-85	Mitsubishi System (Opt.)	MI	OSGR	12	17110N
Mitsubishi 4G54 Gas		Mitsubishi System (Std.)	MI	DD	12	16793
GCX20						
Continental Gas	1997-90	Mitsubishi System (Std.)	MI	OSGR	12	17110N
GCX25E						
Continental Gas	1997-90	Mitsubishi System (Std.)	MI	OSGR	12	17110N
GCX40						
Perkins Diesel Engines	1997-90	Delco System	DR	OSGR	12	6581N
GCX50						
Perkins Diesel Engines	1997-90	Delco System	DR	OSGR	12	6581N
GPS12						
Mitsubishi Gas	1994-85	Mitsubishi System (Std.)	MI	DD	12	16793
GPS15						
Mitsubishi Gas	1994-85	Mitsubishi System (Std.)	MI	DD	12	16793
GPS17						
Mitsubishi Gas	1994-85	Mitsubishi System (Opt.)	MI	OSGR	12	17110N
Mitsubishi Gas		Mitsubishi System (Std.)	MI	DD	12	16793
GPS20						
Mitsubishi Gas	1994-85	Mitsubishi System (Opt.)	MI	OSGR	12	17110N
Mitsubishi Gas		Mitsubishi System (Std.)	MI	DD	12	16793
GPS25						
Mitsubishi Gas	1994-85	Mitsubishi System (Opt.)	MI	OSGR	12	17110N
Mitsubishi Gas		Mitsubishi System (Std.)	MI	DD	12	16793
GPS30						
Mitsubishi 4G54 Gas	1994-85	Mitsubishi System (Opt.)	MI	OSGR	12	17110N

STARTERS

ENGINE	YEAR	APPLICATION	Mfg	Type	Volt	PART NUMBER
CLARK - Lift Truck (Cont'd)						
GPS30 (Cont'd)						
Mitsubishi 4G54 Gas		Mitsubishi System (Std.)	MI	DD	12	16793
GPX20						
Gas Engines	1995-90	Mitsubishi System (Std.)	MI	OSGR	12	17110N
GPX25E						
Gas Engines	1995-90	Mitsubishi System (Std.)	MI	OSGR	12	17110N
GPX30						
Gas Engines	1995-90	Mitsubishi System (Std.)	MI	OSGR	12	17110N
GPX35D						
Perkins Diesel Engines	1995-90	Delco System	DR	OSGR	12	6581N
GPX40D						
Perkins Diesel Engines	1995-90	Delco System	DR	OSGR	12	6581N
GPX50D						
Perkins Diesel Engines	1995-90	Delco System	DR	OSGR	12	6581N
HUT100 Series						
Continental F-209 Engine	1966	Standard	DR	DD	12	4234N
HUT60 Series						
Continental F-209 Engine	1966	Standard	DR	DD	12	4234N
HUT70 Series						
Continental F-209 Engine	1966	Standard	DR	DD	12	4234N
HUT80 Series						
Continental F-209 Engine	1966	Standard	DR	DD	12	4234N
Ranger 40						
Continental F-244 Engine	1966	Delco System	DR	DD	12	4388N
Continental F-245 Engine	1974-67	Delco System	DR	DD	12	4388N
Ranger 60						
Continental F-244 Engine	1966	Delco System	DR	DD	12	4388N
Continental F-245 Engine	1974-67	Delco System	DR	DD	12	4388N
UT100 Series						
Continental F-209 Engine	1966	Standard	DR	DD	12	4234N
UT60 Series						
Continental F-209 Engine	1966	Standard	DR	DD	12	4234N
UT70 Series						
Continental F-209 Engine	1966	Standard	DR	DD	12	4234N

STARTERS

STARTERS

ENGINE	YEAR	APPLICATION	Mfg	Type	Volt	PART NUMBER
CLARK - Lift Truck (Cont'd)						
UT80 Series						
Continental F-209 Engine	1966	Standard	DR	DD	12	4234N
Y100 Series						
Continental F-209 Engine	1966	Standard	DR	DD	12	4234N
Y60 Series						
Continental F-209 Engine	1966	Standard	DR	DD	12	4234N
CLARK - Scraper						
110						
Cummins C-175	1966-65	Delco System	DR	DD	24	3745N
DD 6V-53		Delco System	DR	DD	24	3945N
110 III						
Cummins C-175	1968-67	Delco System	DR	DD	24	3745N
Cummins CT-464	1969	Delco System	DR	DD	24	3745N
DD 6V-53 Diesel	1968-67	Delco System	DR	DD	24	3945N
DD 6V-71N Diesel	1970-69	Delco System	DR	DD	24	3745N
110 III H						
DD 6V-71N Diesel	1974-71	Delco System	DR	DD	24	3745N
210 I						
DD 8V-71 Diesel	1966-65	Delco System	DR	DD	24	3745N
210 III						
Cummins NTA-855C	1974-69	Delco System	DR	DD	24	3745N
DD 8V-71 Diesel	1974-67	Delco System	DR	DD	24	3745N
210 III H						
Cummins NTA-855C	1974-71	Delco System	DR	DD	24	3745N
DD 8V-71 Diesel	1972-71	Delco System	DR	DD	24	3745N
310						
DD 12V-71T Diesel	1966-65	Delco System	DR	50MT	24	4930N
310 III						
DD 12V-71T Diesel	1974-65	Delco System	DR	50MT	24	4930N
310 III H						
DD 12V-71T Diesel	1974-71	Delco System	DR	50MT	24	4930N
330 III H						
DD 12V-71T Diesel	1974-73	Delco System	DR	50MT	24	4930N
410						
Cummins VT12-635	1968-67	Delco System	DR	50MT	24	4930N
Cummins VTA-1710C	1974-69	Delco System	DR	50MT	24	4930N
CLARK - Skid Steer Loader						
1074						
Perkins 4-236	1982-81	Delco System	DR	DD	12	6410N-PT
1075						
J. Deere 4276	1981-75	Delco System	DR	OSGR	12	6570N
J. Deere 4276		Denso System	ND	OSGR	12	17362N

STARTERS

ENGINE	YEAR	APPLICATION	Mfg	Type	Volt	PART NUMBER
CLARK - Skid Steer Loader (Cont'd)						
1080						
J. Deere 4276	1985-84	Delco System	DR	OSGR	12	6570N
J. Deere 4276	1985-82	Denso System	ND	OSGR	12	17362N
J. Deere 4276	1983-82	Delco System	DR	OSGR	12	6570N
1080C						
Cummins 3.9L	1988-85	Delco System	DR	OSGR	12	6576N
1213						
Isuzu Engines	1988-86	Delco System	DR	OSGR	12	6576N
1600						
Kubota V1702	1989-	Delco System	DR	OSGR	12	6571N
Kubota V1702	1988-86	Delco System	DR	OSGR	12	6571N
2000						
Perkins 2.5L	1989	Delco System	DR	OSGR	12	6576N
Perkins 2.5L	1988-86	Dry Clutch	DR	OSGR	12	6576N
Perkins 4-154	1985-82	Delco System	DR	OSGR	12	6578N
371						
Kohler 321S	1981-71	Delco System	DR	DD	12	6706N
443						
Kubota D750	1985-82	Delco System	DR	DD	12	4167N
443B						
Kubota Engine	1994-87	Delco System	DR	DD	12	4167N
525						
Kohler K-582	1980-75	Delco System	DR	DD	12	6706N
530						
Kohler K-582	1981-75	Delco System	DR	DD	12	6706N
542B						
Ford VSG411	1993-88	Delco System	DR	DD	12	4167N
543						
Kubota D950	1982-81	Delco System	DR	DD	12	4167N
543B						
Kubota D950	1993-83	Delco System	DR	DD	12	4167N
600						
Wisconsin VH4D	1973-72	Delco System	DR	DD	12	6706N
610						
Wisconsin VH4D	1981-72	Delco System	DR	DD	12	6706N
611						
Deutz F2L411	1981-75	Delco System	DR	OSGR	12	6571N
620						
Wisconsin VH4D	1980-74	Delco System	DR	DD	12	6706N
630						
Wisconsin VH4D	1982-81	Delco System	DR	DD	12	6706N
631						
Deutz F2L411	1982-77	Delco System	DR	OSGR	12	6571N
641						
Deutz F2L511	1990-89	Delco System	DR	OSGR	12	6576N

STARTERS

ENGINE	YEAR	APPLICATION	Mfg	Type	Volt	PART NUMBER
CLARK - Skid Steer Loader (Cont'd)						
641 (Cont'd)						
Deutz F2L511	1988-84	Delco System	DR	OSGR	12	6576N
Deutz F2L511	1983-81	Delco System	DR	OSGR	12	6576N
642						
Ford KSG4161	1985-83	Delco System	DR	DD	12	4167N
642B						
Mitsubishi 4G32	1987-86	Delco System	DR	DD	12	4167N
643						
Kubota D1402	1992-89	Delco System	DR	OSGR	12	6571N
Kubota D1402	1988-84	Delco System	DR	OSGR	12	6571N
Kubota D1402	1983-81	Delco System	DR	OSGR	12	6571N
653						
Peugeot 1.9L Engine	1997-96	Denso System	ND	OSGR	12	17459N
Peugeot 1.9L Engine	1995-94	Denso System	ND	OSGR	12	17458N
700						
Wisconsin VH4D	1980-72	Delco System	DR	DD	12	6706N
720						
Wisconsin VH4D	1982-81	Delco System	DR	DD	12	6706N
721						
Deutz 411	1981	Delco System	DR	OSGR	12	6571N
Deutz 411	1980-74	Delco System	DR	DD	12	6706N
733						
Deutz 411	1980	Delco System	DR	DD	12	6706N
741						
Deutz F2L511	1990-89	Delco System	DR	OSGR	12	6576N
Deutz F2L511	1988-84	Delco System	DR	OSGR	12	6576N
Deutz F2L511	1983-81	Delco System	DR	OSGR	12	6576N
742						
Ford KSG4161	1990-81	Delco System	DR	DD	12	4167N
742B						
Mitsubishi 4G32	1995-91	Delco System	DR	DD	12	4167N
743						
Kubota V1702	1990-89	Delco System	DR	OSGR	12	6571N
Kubota V1702	1988-84	Delco System	DR	OSGR	12	6571N
Kubota V1702	1983-81	Delco System	DR	OSGR	12	6571N
743B						
Kubota V1702	1993-91	Delco System	DR	OSGR	12	6571N
751						
Peugeot XUD9A	1995-94	Denso System	ND	OSGR	12	17458N
753						
Kubota V1702	1990-	Delco System	DR	OSGR	12	6571N
Kubota V1702		Denso System	ND	OSGR	12	17462N
Kubota V2203E		Delco System	DR	OSGR	12	6571N
Kubota V2203E		Denso System	ND	OSGR	12	17462N
763						
Kubota V2203E	1997-	Delco System	DR	OSGR	12	6586N
Kubota V2203E	1994-	Denso System	ND	OSGR	12	17462N

STARTERS

ENGINE	YEAR	APPLICATION	Mfg	Type	Volt	PART NUMBER
CLARK - Skid Steer Loader (Cont'd)						
773						
Kubota V2203E	1997-	Delco System	DR	OSGR	12	6586N
Kubota V2203E	1994-	Denso System	ND	OSGR	12	17462N
800						
Perkins 4-108	1973	Delco System	DR	OSGR	12	6571N
825						
Perkins 4-108	1982-74	Delco System	DR	OSGR	12	6571N
833						
Perkins 4-165	1981-80	Delco System	DR	OSGR	12	6571N
843						
Isuzu Engines	1988-82	Delco System	DR	OSGR	12	6578N
Perkins 2.5L	1990-89	Delco System	DR	OSGR	12	6576N
Perkins 2.5L	1988-86	Delco System	DR	OSGR	12	6576N
Perkins 4-154	1985-82	Delco System	DR	OSGR	12	6578N
Perkins 4-154	1981	Delco System	DR	OSGR	12	6571N
843B						
Isuzu Engines	1992-90	Dry Clutch	DR	OSGR	12	6576N
Isuzu Engines		Wet Clutch	DR	OSGR	12	6578N
853 / 853H						
Isuzu Engines	1995-91	Denso System	ND	OSGR	12	17198N
Isuzu Engines		Dry Clutch	DR	OSGR	12	6576N
Isuzu Engines		Wet Clutch	DR	OSGR	12	6578N
863 / 863H						
Deutz BF4M1011	1996-	Denso System	ND	OSGR	12	17199N
873						
Deutz BF4M1011	1996-	Denso System	ND	OSGR	12	17199N
Deutz BF4M1011	1995-94	Denso System	ND	OSGR	12	17458N
943						
Perkins 4-236	1994-90	Dry Clutch	DR	OSGR	12	6576N
Perkins 4-236		Wet Clutch	DR	OSGR	12	6578N
Perkins 4-236	1989-85	Dry Clutch	DR	OSGR	12	6576N
Perkins 4-236		Wet Clutch	DR	OSGR	12	6578N
953						
Perkins 4-236	1994-	Denso System	ND	OSGR	12	17250N
963						
Perkins 4-236	1994-	Denso System	ND	OSGR	12	17250N
970						
Continental F-227	1973	Delco System	DR	DD	12	4234N
974						
Perkins 4-236	1990-89	Dry Clutch	DR	OSGR	12	6576N
Perkins 4-236		Wet Clutch	DR	OSGR	12	6578N
Perkins 4-236	1988-86	Dry Clutch	DR	OSGR	12	6576N
Perkins 4-236		Wet Clutch	DR	OSGR	12	6578N
Perkins 4-236	1985	Delco System	DR	37MT	12	6382N-PT
Perkins 4-236	1984-77	Delco System	DR	DD	12	6410N-PT
975						
J. Deere 4276	1990-89	Delco System	DR	OSGR	12	6570N
J. Deere 4276	1990-74	Denso System	ND	OSGR	12	17362N
J. Deere 4276	1988-84	Delco System	DR	OSGR	12	6570N

STARTERS

STARTERS

ENGINE	YEAR	APPLICATION	Mfg	Type	Volt	PART NUMBER
CLARK - Skid Steer Loader (Cont'd)						
975 (Cont'd)						
J. Deere 4276	1983-74	Delco System	DR	OSGR	12	6570N
980						
Cummins 3.9L	1993-89	Delco System	DR	OSGR	12	6575N
CLARK - Skidder						
668F						
Cummins 6CT Dsl.	1992-85	Standard 12 Volt	DR	37MT	12	6380N-PT
CLARK - Tow Tractor						
CK30						
Continental Y-112 Engine	1987-82	Delco System	DR	DD	12	4234N
Clarkat						
Continental Y-112 Engine	1982-70	Delco System	DR	DD	12	4234N
Clarkette						
Continental Y-112 Engine	1978-67	Delco System	DR	DD	12	4234N
CTA6E						
Ford 240 Engine	1974-69	Delco System	DR	DD	12	4253N
Ford 300 Engine	1978-75	Delco System	DR	DD	12	4253N
CTAD-20						
Perkins 4-236 Diesel	1982-75	Delco System	DR	DD	12	6410N-PT
CTAD-30						
Perkins 4-236 Diesel	1982-75	Delco System	DR	DD	12	6410N-PT
CTAD-40						
Perkins 4-236 Diesel	1982-75	Delco System	DR	DD	12	6410N-PT
CTAD-50						
Perkins 4-236 Diesel	1982-75	Delco System	DR	DD	12	6410N-PT
CTD-20						
Perkins 4-236 Diesel	1981-75	Delco System	DR	DD	12	6410N-PT
CTD-30						
Perkins 4-236 Diesel	1981-75	Delco System	DR	DD	12	6410N-PT
Perkins 4-248 Diesel	1987-85	DR, 37MT, 10T	DR	37MT	12	6382N-PT
Perkins 4-248 Diesel	1984-82	Delco System	DR	DD	12	6410N-PT
CTD-40						
Perkins 4-236 Diesel	1981-75	Delco System	DR	DD	12	6410N-PT
Perkins 4-248 Diesel	1987-85	DR, 37MT, 10T	DR	37MT	12	6382N-PT
Perkins 4-248 Diesel	1984-82	Delco System	DR	DD	12	6410N-PT
CTD-50						
Perkins 4-236 Diesel	1981-75	Delco System	DR	DD	12	6410N-PT
Perkins 4-248 Diesel	1987-85	DR, 37MT, 10T	DR	37MT	12	6382N-PT
Perkins 4-248 Diesel	1984-82	Delco System	DR	DD	12	6410N-PT

STARTERS

ENGINE	YEAR	APPLICATION	Mfg	Type	Volt	PART NUMBER
CLARK - Tractor Shovel						
125						
DD 6V-71 Diesel	1977-73	Delco System	DR	DD	24	3745N
125 III						
Cummins V-785C Diesel	1972-69	Delco System	DR	DD	24	3745N
Cummins V8R-220	1968-67	Delco System	DR	DD	24	3745N
DD 6V-53N Diesel	1972-71	Delco System	DR	DD	24	3945N
125A						
Cummins C-175	1966-65	Delco System	DR	DD	24	3745N
DD 6V-53N Diesel		Delco System	DR	DD	24	3945N
125B						
Cummins VT-555	1978-75	Delco System	DR	DD	24	3745N
Cummins VT-555	1974-73	Delco System	DR	DD	24	3745N
125C						
Cummins VT-555	1986-85	42MT, 24 Volt	DR	42MT	24	6370N
Cummins VT-555	1984-79	Delco System	DR	DD	24	3745N
DD 6V-71N Diesel	1986-85	42MT, 24 Volt	DR	42MT	24	6370N
DD 6V-71N Diesel	1984-79	Delco System	DR	DD	24	3745N
12B						
Waukesha 180 Engines	1970-67	Diesel Engine	DR	OSGR	12	6571N
175 III						
Cummins N-855C	1970	Delco System	DR	DD	24	3745N
Cummins V8-265	1968-67	Delco System	DR	DD	24	3745N
Cummins V8R-240		Delco System	DR	DD	24	3745N
DD 8V-71 Diesel	1970-69	Delco System	DR	DD	24	3745N
175 IV						
DD 8V-71 Diesel	1972-71	Delco System	DR	DD	24	3745N
175A						
Cummins V8R-240	1966-65	Delco System	DR	DD	24	3745N
175B						
Cummins N14	1986-85	42MT, 24 Volt	DR	42MT	24	6370N
Cummins NTA-855C Diesel		42MT, 24 Volt	DR	42MT	24	6370N
Cummins NTA-855C Diesel	1984-81	Delco System	DR	DD	24	3745N
Cummins NTA-855C Diesel	1980-73	Delco System	DR	DD	24	3745N
DD 8V-71 Diesel	1986-85	42MT, 24 Volt	DR	42MT	24	6370N
DD 8V-71 Diesel	1984-81	Delco System	DR	DD	24	3745N
DD 8V-71 Diesel	1980-73	Delco System	DR	DD	24	3745N
275						
Cummins NT-310	1966-65	Delco System	DR	DD	24	3745N
DD 8V-71 Diesel		Delco System	DR	DD	24	3745N
275 III						
Cummins NT-310	1968-67	Delco System	DR	DD	24	3745N
Cummins NT-335		Delco System	DR	DD	24	3745N
Cummins NTA-855C	1970-69	Delco System	DR	DD	24	3745N
DD 8V-71N Diesel	1968-67	Delco System	DR	DD	24	3745N
275 IV						
Cummins NTA-855C	1974-70	Delco System	DR	DD	24	3745N

STARTERS

STARTERS

ENGINE	YEAR	APPLICATION	Mfg	Type	Volt	PART NUMBER
CLARK - Tractor Shovel (Cont'd)						
275A						
DD 8V-71N Diesel	1966-65	Delco System	DR	DD	24	3745N
275B						
Cummins N14	1986-85	42MT, 24 Volt	DR	42MT	24	6370N
Cummins NTA-855C		42MT, 24 Volt	DR	42MT	24	6370N
Cummins NTA-855C	1984-79	Delco System	DR	DD	24	3745N
275K						
Cummins KTA-1150	1986-81	Delco System	DR	50MT	24	4930N
35						
Continental F-227 En- gine	1968-67	Delco System	DR	DD	12	4234N
DD 3-53 Diesel	1972-67	Delco System, 30MT	DR	37MT	12	6380N-PT
35AWS						
DD 3-53 Diesel	1974-73	Delco System, 30MT	DR	37MT	12	6380N-PT
35C						
DD 3-53 Diesel	1984-75	Delco System	DR	DD	12	4882N
Perkins 4-248 Diesel	1986-85	DR, 37MT, 10T	DR	37MT	12	6382N-PT
Perkins 4-248 Diesel	1984-75	Delco System	DR	DD	12	6410N-PT
45						
DD 3-53 Diesel	1968-67	Delco System, 30MT	DR	37MT	12	6380N-PT
45A						
DD 3-53 Diesel	1966-65	Delco System, 30MT	DR	37MT	12	6380N-PT
45C						
4-53N	1984-75	Delco System	DR	DD	12	4882N
475 III						
Cummins V12-635	1968-67	Delco System	DR	50MT	24	4930N
Cummins V12-635C1	1972-71	Delco System	DR	50MT	24	4930N
Cummins VTA-1710C	1972-69	Delco System	DR	50MT	24	4930N
DD 16V-71 Diesel	1972-70	Delco System	DR	50MT	24	4930N
475B						
DD 16V-92 Diesel	1986-75	Delco System	DR	50MT	24	4930N
VTA-1710C Diesel	1986-73	50 MT, 24 Volt	DR	50MT	24	4930N
475C						
Cummins 1710	1986	Delco System	DR	50MT	24	4930N
55 III						
DD 3-53N Diesel	1972-67	Delco System, 30MT	DR	37MT	12	6380N-PT
DD 4-53N Diesel	1972-71	Delco System, 30MT	DR	37MT	12	6380N-PT
55 IIIA						
DD 4-53N Diesel	1974-73	Delco System, 30MT	DR	37MT	12	6380N-PT
55B						
DD 4-53N Diesel	1978-75	Delco System	DR	DD	12	4882N
55C						
DD 4-53N Diesel	1984-79	Delco System	DR	DD	12	4882N
675						
Cummins VTA-1710C	1977-70	Delco System	DR	50MT	24	4930N
675B						
Cummins VTA-1710C	1986-79	Delco System	DR	50MT	24	4930N

STARTERS

ENGINE	YEAR	APPLICATION	Mfg	Type	Volt	PART NUMBER
CLARK - Tractor Shovel (Cont'd)						
75 III						
Cummins 464 Diesel	1970-69	Delco System	DR	DD	12	3974N
DD 4-53 Diesel	1972-67	Delco System, 30MT	DR	37MT	12	6380N-PT
DD 4-71N Diesel	1970-69	Delco System	DR	DD	12	3974N
75 IIIA						
Cummins 464 Diesel	1972-71	Delco System	DR	DD	12	3974N
DD 4-71N Diesel	1974-71	Delco System	DR	DD	12	3974N
75 IV						
DD 4-71N Diesel	1972-71	Delco System	DR	DD	12	3974N
75A						
DD 4-53 Diesel	1966-65	Delco System, 30MT	DR	37MT	12	6380N-PT
75B						
DD 4-71N Diesel	1978-75	Delco System	DR	DD	24	3745N
75C						
DD 4-71N Diesel	1986-85	42MT, 24 Volt	DR	42MT	24	6370N
DD 4-71N Diesel	1984-79	Delco System	DR	DD	24	3745N
85 III						
Cummins C-160	1968-67	Delco System	DR	DD	12	3974N
Cummins V-785C	1972-70	Delco System	DR	DD	24	3745N
DD 4-53 Diesel	1968-67	Delco System, 30MT	DR	37MT	12	6380N-PT
DD 6V-53N	1972-69	Delco System	DR	DD	24	3945N
85A						
DD 4-53 Diesel	1966-65	Delco System, 30MT	DR	37MT	12	6380N-PT
JN Cummins Engine		Delco System	DR	DD	12	3974N
85C IIIA						
Cummins N-855 Diesel	1974-73	Delco System	DR	DD	24	3745N
BL700						
DD 3-53 Diesel	1970	Delco System, 30MT	DR	37MT	12	6380N-PT
CKL340						
Waukesha 180-DLC	1972-69	Delco System	DR	OSGR	12	6571N
CLARK - Truck Unit						
IT30						
Continental F-163 En- gine	1971-67	Delco System	DR	DD	12	4234N
IT40						
Continental F-163 En- gine	1971-67	Delco System	DR	DD	12	4234N
IT40B						
Continental F-163 En- gine	1986-82	Delco System	DR	DD	12	4224N
Continental F-163 En- gine	1981-75	Delco System	DR	DD	12	4224N
Continental F-163 En- gine	1974-72	Delco System	DR	DD	12	4234N
IT50						
Perkins 4-236 Diesel	1974-70	Delco System	DR	DD	12	6410N-PT

STARTERS

STARTERS

ENGINE	YEAR	APPLICATION	Mfg	Type	Volt	PART NUMBER
CLARK - Truck Unit (Cont'd)						
IT60						
Ford 300 Engine	1978-75	Delco System	DR	DD	12	4253N
Perkins 4-236 Diesel	1981-70	Delco System	DR	DD	12	6410N-PT
Perkins 4-248 Diesel	1986-85	DR, 37MT, 10T	DR	37MT	12	6382N-PT
Perkins 4-248 Diesel	1984-82	Delco System	DR	DD	12	6410N-PT
IT70						
Ford 300 Engine	1978-75	Delco System	DR	DD	12	4253N
Perkins 4-236 Diesel	1981-70	Delco System	DR	DD	12	6410N-PT
Perkins 4-248 Diesel	1987-85	DR, 37MT, 10T	DR	37MT	12	6382N-PT
Perkins 4-248 Diesel	1984-82	Delco System	DR	DD	12	6410N-PT
IT80						
Ford 300 Engine	1978-75	Delco System	DR	DD	12	4253N
Perkins 4-236 Diesel	1981-70	Delco System	DR	DD	12	6410N-PT
Perkins 4-248 Diesel	1987-85	DR, 37MT, 10T	DR	37MT	12	6382N-PT
Perkins 4-248 Diesel	1984-82	Delco System	DR	DD	12	6410N-PT
UT40						
John Deere 3-164	1981-79	Delco System	DR	OSGR	12	6570N
John Deere 3-80	1978-75	Delco System	DR	OSGR	12	6570N
John Deere 4-219	1981-79	Delco System	DR	OSGR	12	6570N
John Deere 4-80	1978-75	Delco System	DR	OSGR	12	6570N
UT60						
John Deere 3-164	1981-79	Delco System	DR	OSGR	12	6570N
John Deere 4-219	1988-84	Delco System	DR	OSGR	12	6570N
John Deere 4-219	1983-79	Delco System	DR	OSGR	12	6570N
COCKSHUTT - Combine						
99D						
DD 3-71	1957	Delco System	DR	DD	12	3974N
DD 3-71	1956-53	Delco System	DR	DD	12	3974N
COCKSHUTT - Tractor						
1555						
232 Diesel	1975	Delco System	DR	OSGR	12	6576N
1655						
283 Diesel	1975	Delco System	DR	OSGR	12	6576N
1850						
354 Diesel	1968-64	Delco System	DR	DD	12	6410N-PT
1950T						
310 Diesel	1969-67	Delco System	DR	DD	12	6410N-PT
1955T						
310 Diesel	1971-69	Delco System	DR	DD	12	6410N-PT
550 / 552						
155 Diesel	1969-68	Delco System	DR	OSGR	12	6576N
216 Diesel	1967-63	Delco System	DR	OSGR	12	6576N
CONSOLIDATED DIESEL - Engine						
4B						
3.9L	1992-91	Dry Clutch	DR	OSGR	12	6573N
3.9L		Dry Clutch	DR	OSGR	24	6582N

STARTERS

ENGINE	YEAR	APPLICATION	Mfg	Type	Volt	PART NUMBER
CONSOLIDATED DIESEL - Engine (Cont'd)						
4B (Cont'd)						
3.9L		Wet Clutch	DR	OSGR	24	6582N
3.9L		Wet Clutch	DR	OSGR	12	6583N
5.9L		Dry Clutch	DR	OSGR	12	6573N
5.9L		Dry Clutch	DR	OSGR	24	6582N
5.9L		Wet Clutch	DR	OSGR	24	6582N
5.9L		Wet Clutch	DR	OSGR	12	6583N
6B						
5.9L	1992-91	Dry Clutch	DR	OSGR	12	6573N
5.9L		Dry Clutch	DR	OSGR	24	6582N
5.9L		Wet Clutch	DR	OSGR	24	6582N
5.9L		Wet Clutch	DR	OSGR	12	6583N
6C						
8.3L Eng	1992-91	All	DR	DD	24	6360N
CONSOLIDATED DIESEL - Engine Industrial						
6C						
8.3L Eng.	1992-91	All	DR	37MT	12	6380N-PT
8.3L Eng.		Delco 42MT	DR	42MT	12	6371N
CONSTRUCTION EQUIPMENT CO. - Grader						
330-H						
Cummins JNR-100-C1	1974-67	Delco System	DR	DD	24	3745N
DD 3-71		Delco System	DR	DD	12	3974N
440						
Cummins NHC-4	1974-67	Delco System	DR	DD	24	3745N
DD 4-71		Delco System	DR	DD	12	3974N
440-H						
Cummins H-135	1974-67	Delco System	DR	DD	24	3745N
DD 4-71		Delco System	DR	DD	12	3974N
440-HT						
Cummins H-135-C1	1968-67	Delco System	DR	DD	24	3745N
DD 4-71	1974-69	Delco System	DR	DD	12	3974N
444						
DD 4-71	1974-71	Delco System	DR	DD	12	3974N
660-B						
Cummins H-6-C1	1974-67	Delco System	DR	DD	24	3745N
DD 6-71		Delco System	DR	DD	12	3974N
660-BT						
Cummins NHT-220-CT	1974-67	Delco System	DR	DD	24	3745N
DD 6-71		Delco System	DR	DD	12	3974N
666						
Cummins H-135-C1	1968-67	Delco System	DR	DD	24	3745N
DD 4-71		Delco System	DR	DD	12	3974N
666-B						
Cummins H-135	1974-67	Delco System	DR	DD	24	3745N
DD 4-71		Delco System	DR	DD	12	3974N
666-T						
Cummins H-135-C1	1968-67	Delco System	DR	DD	24	3745N

STARTERS

ENGINE	YEAR	APPLICATION	Mfg	Type	Volt	PART NUMBER
CONSTRUCTION EQUIPMENT CO. - Grader (Cont'd)						
666-T (Cont'd)						
DD 4-71		Delco System	DR	DD	12	3974N
777						
Cummins H-6-C1	1968-67	Delco System	DR	DD	24	3745N
DD 6-71		Delco System	DR	DD	12	3974N
777-B						
Cummins H-6-C1	1974-69	Delco System	DR	DD	24	3745N
DD 6-71		Delco System	DR	DD	12	3974N
777-BT						
Cummins NH-220-C1	1974-69	Delco System	DR	DD	24	3745N
DD 6-71		Delco System	DR	DD	12	3974N
777-T						
Cummins NH-220-CT	1968-67	Delco System	DR	DD	24	3745N
888-T						
DD 8V-71	1974-67	Delco System	DR	DD	24	3745N
CONSTRUCTION EQUIPMENT CO. - Misc. Truck						
AFE-5						
Cat. D-348	1974-71	Delco System	DR	DD	24	3745N
Cat. D-349		Delco System	DR	DD	32	3296N
AFE-6						
Cat. D-349	1974-71	Delco System	DR	DD	32	3296N
BFA-12						
Cat. D-348 Engine	1974-71	Delco System	DR	DD	24	3745N
CFA-13						
Cummins NT-310	1974-71	Delco System	DR	50MT	24	4930N
DD 8V-71		Delco System	DR	50MT	24	4930N
CFA-14						
Cummins NT-335	1970-67	Delco System	DR	DD	12	3974N
DD 12V-71		Delco System	DR	50MT	24	4930N
CFA-15						
Cummins NT-335	1971	Delco System	DR	DD	24	3745N
Cummins NT-380	1970-67	Delco System	DR	DD	12	3974N
DD 12V-71		Delco System	DR	50MT	24	4930N
DD 8V-71	1971	Delco System	DR	50MT	24	4930N
CFA-19						
Cummins NT-380	1974-71	Delco System	DR	DD	24	3745N
DD 12V-71		Delco System	DR	50MT	24	4930N
CONSTRUCTION EQUIPMENT CO. - Tournapul						
BPA-11						
DD 12V-71 Diesel	1974-67	Delco System	DR	50MT	24	4930N
BPA-5						
DD 12V-71 Diesel	1974-67	Delco System	DR	50MT	24	4930N
BPA-7						
DD 12V-71 Diesel	1974-67	Delco System	DR	50MT	24	4930N

STARTERS

ENGINE	YEAR	APPLICATION	Mfg	Type	Volt	PART NUMBER
CONSTRUCTION EQUIPMENT CO. - Tournapul (Cont'd)						
BPA-8						
DD 12V-71 Diesel	1974-67	Delco System	DR	50MT	24	4930N
BPH-5						
DD 12V-71 Diesel	1968-67	Delco System	DR	50MT	24	4930N
CPA-8						
Cummins NHRS-6-C1	1974-67	Delco System	DR	DD	24	3745N
DD 8V-71 Diesel		Delco System	DR	DD	24	3745N
CPA-9						
Cummins NHRS-6-C1	1974-69	Delco System	DR	DD	24	3745N
DD 8V-71 Diesel		Delco System	DR	DD	24	3745N
CPF						
DD 8V-71 Diesel	1968-67	Delco System	DR	DD	24	3745N
DPA						
DD 4-71 Diesel	1968-67	Delco System	DR	DD	24	3745N
DPA-2						
DD 4-71 Diesel	1974-69	Delco System	DR	DD	24	3745N
DPF						
DD 4-71 Diesel	1968-67	Delco System	DR	DD	24	3745N
DPF-2						
DD 4-71 Diesel	1974-69	Delco System	DR	DD	24	3745N
CONTINENTAL - Engine Industrial						
TM27						
Various Models	2005-92	Denso OSGR, 12V / 10T	ND	OSGR	12	19911N
CUB CADET - Tractor - Compact						
7272						
Mitsubishi 27HP 3-91 Diesel	1997-95	Mitsubishi System	MI	PLGR	12	17096N
7273						
Mitsubishi 27HP 3-91 Diesel	1997-96	Mitsubishi System	MI	PLGR	12	17096N
7274						
Mitsubishi 27HP 3-91 Diesel	1997-95	Mitsubishi System	MI	PLGR	12	17096N
7360						
Mitsubishi 36HP 4-107 Diesel	2003-00	Mitsubishi System	MI	PLGR	12	17096N
CUB CADET - Tractor - Utility						
7275						
3-91 (27HP) Mitsubishi Dsl	1997-95	Mitsubishi System	MI	PLGR	12	17096N
Mitsubishi 27HP 3-91 Diesel		Mitsubishi System	MI	PLGR	12	17096N

STARTERS

STARTERS

ENGINE	YEAR	APPLICATION	Mfg	Type	Volt	PART NUMBER
CUB CADET - Tractor - Utility (Cont'd)						
7300						
Mitsubishi 30HP 3-91 Diesel	2003-98	Mitsubishi System	MI	PLGR	12	17096N
7305						
Mitsubishi 30HP 3-91 Diesel	2003-98	Mitsubishi System	MI	PLGR	12	17096N
CUB CADET - Utility Vehicle						
Volunteer Diesel						
Yanmar 21.9HP Diesel	2008	Denso System	ND	PLGR	12	19615N
CUMMINS ENGINES - Engine Industrial						
6BT, 5.9L						
6 Cyl., 359ci, 5.9L	1990-	All	DR	OSGR	12	6573N
6 Cyl., 359ci, 5.9L		All	DR	OSGR	24	6582N
6 Cyl., 359ci, 5.9L		Oil Sealed	DR	OSGR	12	6583N
855 Series						
10.0L Engine	1985-83	Delco System	DR	DD	24	3745N
10.0L Engine		Delco System	DR	DD	12	3974N
10.0L Engine		Delco System	DR	42MT	12	6356N
14.0L		42MT, 24 Volt	DR	42MT	24	6370N
14.0L		Delco System	DR	DD	24	3745N
B Series						
3.9L	1994-	Delco System	DR	OSGR	12	6573N
3.9L		Denso System	ND	OSGR	12	16990N
5.9L		Delco System	DR	OSGR	12	6573N
5.9L		Denso System, 12V	ND	OSGR	12	16990N
5.9L		Denso System, 12V, Std	ND	OSGR	24	18402N
C Series						
8.3L	1988-87	Delco System (CCW-11T)	DR	DD	12	6261N
8.3L Eng.		Delco System	DR	37MT	24	6359N-PT
8.3L Eng.	1986-83	Delco 42MT	DR	42MT	12	6371N
8.3L Eng.		Delco System	DR	37MT	24	6359N-PT
K Series						
K38	1992-91	50 MT, 24 Volt	DR	50MT	24	4930N
Various Engines	1990-83	50 MT, 24 Volt	DR	50MT	24	4930N
L Series						
10.0L Engine	1993-91	42MT, 24 Volt	DR	42MT	24	6370N
10.0L Engine		42MT, 24 Volt	DR	42MT	24	6370N
10.0L Engine	1993-83	Delco System	DR	42MT	12	6356N
10.0L Engine	1990-83	Delco System	DR	DD	24	3745N
10.0L Engine		Delco System	DR	DD	12	3974N
14.0L	1994-	Delco System	DR	42MT	12	6356N
14.0L	1993-91	42MT, 24 Volt	DR	42MT	24	6370N
14.0L		Delco System	DR	42MT	12	6356N
14.0L	1993-83	42MT, 24 Volt	DR	42MT	24	6370N
14.0L	1990-83	Delco System	DR	DD	24	3745N
V Series						
9.1L	1985-83	42MT, 24 Volt	DR	42MT	24	6370N
9.1L		Delco System	DR	DD	24	3745N
9.1L		Delco System	DR	DD	24	3948N
9.1L		Delco System	DR	DD	12	3974N

STARTERS

ENGINE	YEAR	APPLICATION	Mfg	Type	Volt	PART NUMBER
CUMMINS ENGINES - Engine Industrial (Cont'd)						
V Series (Cont'd)						
9.1L		Delco System	DR	42MT	12	6356N
9.1L		Delco System	DR	DD	24	6360N
V903						
8 Cyl., 903ci, 14.8L	All	Delco 42MT, 24 Volt, 11 T	DR	DD	24	6263N
8 Cyl., 903ci, 14.8L	1984-70	w/CW	DR	DD	24	3745N
DAEWOO - Lift Truck						
D15S						
Daewoo DC24	All	Mitsubishi System	MI	OSGR	12	19829N
D18S						
Daewoo DC24	All	Mitsubishi System	MI	OSGR	12	19829N
D20-2						
Daewoo DC24	All	Mitsubishi System	MI	OSGR	12	19829N
D25-2						
Daewoo DC24	All	Mitsubishi System	MI	OSGR	12	19829N
G20S						
Mitsubishi G420	All	Denso System	ND	OSGR	12	17379N
G25S						
Mitsubishi G420	All	Denso System	ND	OSGR	12	17379N
G30S						
Mitsubishi G420	All	Denso System	ND	OSGR	12	17379N
GC20S						
All Engines	All	Denso System	ND	OSGR	12	17379N
GC25S						
All Engines	All	Denso System	ND	OSGR	12	17379N
GC30S						
All Engines	All	Denso System	ND	OSGR	12	17379N
DAIHATSU - Engine Industrial						
6.9T						
Lift Trucks	All	Denso OSGR	ND	OSGR	12	19744N
6T						
Lift Trucks	All	Denso OSGR	ND	OSGR	12	19744N
DAVID BROWN - Agricultural Tractor						
120						
4 Cyl. 219 Diesel	1971-69	Lucas System	LU	DD	12	16664N
4 Cyl. 219 Diesel	1968-67	Lucas System	LU	DD	12	16664N
1200						
4 Cyl. 219 Diesel	1971-69	Lucas System	LU	DD	12	16664N
4 Cyl. 219 Diesel	1968-67	Lucas System	LU	DD	12	16664N
4219 Diesel		Lucas System	LU	DD	12	16664N
121						
4 Cyl. 219 Diesel	1976-71	Lucas System	LU	DD	12	16664N

STARTERS

STARTERS

ENGINE	YEAR	APPLICATION	Mfg	Type	Volt	PART NUMBER
DAVID BROWN - Agricultural Tractor (Cont'd)						
1210						
4 Cyl. 219 Diesel	1980-71	Lucas System	LU	DD	12	16664N
1212						
4 Cyl. 219 Diesel	1976-71	Lucas System	LU	DD	12	16664N
1410						
4219 Diesel	1975	All	LU	DD	12	16608N-M50
1412						
4 Cyl. 219 Diesel	1976-74	Lucas System	LU	DD	12	16608N-M50
4 Cyl. 219 Diesel		Lucas System : M127 version	LU	DD	12	16608N-M127
900						
Gas or Diesel Engines	1959-56	Lucas System	LU	DD	12	16664N
900D						
Gas or Diesel Engines	1959-56	Lucas System	LU	DD	12	16664N
950						
4 Cyl. 165 Diesel	1962-58	Lucas System	LU	DD	12	16664N
950D						
4 Cyl. 165 Diesel	1962-58	Lucas System	LU	DD	12	16664N
990						
4 Cyl. 186 Diesel	1980-71	Lucas System	LU	DD	12	16664N
4 Cyl. 186 Diesel	1970-69	All	LU	DD	12	16664N
4 Cyl. 186 Diesel	1970-61	Lucas System	LU	DD	12	16664N
991						
4 Cyl. 186 Diesel	1980-72	All	LU	DD	12	16664N
995						
4 Cyl. 219 Diesel	1980-77	Lucas System	LU	DD	12	16664N
996						
4 Cyl. 219 Diesel	1980-71	Lucas System	LU	DD	12	16664N
880						
336 Diesel	1978-71	Delco, 24 Volt, 35MT	DR	37MT	24	6359N-PT
DAVY COMPRESSORS - Compressor						
190						
All Engines	1990-80	All	LU	DD	12	17649N
DEUTZ - Engine Industrial						
Various Models						
BF4L1011 (2.71L - 2732cc)	1995-	12 Volt	BO	PLGR	12	18230N
BF4L1011 (2.71L - 2732cc)	1994-89	12 Volt	BO	DD	12	17318N
BF6L912 (5.6L - 5655cc)	1971-69	12 Volt	BO	DD	12	17074N
BF6L913 (3.8L - 3770cc)	1975-73	24 Volt	BO	DD	24	17073N
F10L413 (14.1L - 14131cc)	1975-70	All	BO	DD	24	17107N
F12L413 (19.1L - 19144cc)	1988-70	Std. 24 Volt	BO	DD	24	17107N
F12L513 (20.0L - 20074cc)	1986-	Std. 24 Volt	BO	DD	24	17107N

STARTERS

ENGINE	YEAR	APPLICATION	Mfg	Type	Volt	PART NUMBER
DEUTZ - Engine Industrial (Cont'd)						
Various Models (Cont'd)						
F1L410 (.6L - 636cc)	1973-68	12 Volt (6/69-On)	BO	DD	12	17112N
F2L1011 (1.4L - 1366cc)	1995-	Std.	BO	PLGR	12	18230N
F2L1011 (1.4L - 1366cc)	1994-89	Std.	BO	DD	12	17318N
F2L410 (1.3L - 1270cc)	1973-67	12 Volt (6/69-On)	BO	DD	12	17112N
F2L411 (1.4L - 1390cc)	1975-73	12 Volt	BO	DD	12	17112N
F3L1011 (2.0L - 2049cc)	1995-	Std.	BO	PLGR	12	18230N
F3L1011 (2.0L - 2049cc)	1994-89	Std.	BO	DD	12	17318N
F3L911 (2.5L - 2460cc)	1973-71	Std. 12 Volt	BO	DD	12	17075N
F3L911 (2.5L - 2460cc)	1973-67	Std. 24 Volt	BO	DD	24	17073N
F3L911 (2.5L - 2460cc)	1970-67	Std. 12 Volt	BO	DD	12	17075N
F3L912 (2.8L - 2827cc)	1992-	12 Volt	BO	DD	12	18026N
F3L912 (2.8L - 2827cc)	1991-86	12 Volt	BO	DD	12	17075N
F3L912 (2.8L - 2827cc)		24 Volt	BO	DD	24	17073N
F3L912 (2.8L - 2827cc)	1975-72	Std. 12 Volt	BO	DD	12	17074N
F3L912 (2.8L - 2827cc)	1971-67	Std. 12 Volt	BO	DD	12	17075N
F4L1011 (2.7L - 2732cc)	1995-	12 Volt	BO	PLGR	12	18230N
F4L1011 (2.7L - 2732cc)	1994-89	12 Volt	BO	DD	12	17318N
F4L911 (3.3L - 3280cc)	1973-71	12 Volt	BO	DD	12	17075N
F4L911 (3.3L - 3280cc)	1973-67	24 Volt	BO	DD	24	17073N
F4L911 (3.3L - 3280cc)	1970-67	12 Volt	BO	DD	12	17075N
F4L912 (3.8L - 3770cc)	1993-	12 Volt	BO	DD	12	18026N
F4L912 (3.8L - 3770cc)	1992-89	12 Volt	BO	DD	12	17075N
F4L912 (3.8L - 3770cc)		12 Volt (Special Applications)	BO	DD	12	17075N
F4L912 (3.8L - 3770cc)	1975-73	12 Volt	BO	DD	12	17074N
F4L912 (3.8L - 3770cc)	1975-70	24 Volt	BO	DD	24	17073N
F4L912 (3.8L - 3770cc)	1972-71	12 Volt	BO	DD	12	17075N
F4L912 (3.8L - 3770cc)	1970	12 Volt	BO	DD	12	17075N
F5L912 (4.7L - 4712cc)	1975-72	12 Volt	BO	DD	12	17074N
F5L912 (4.7L - 4712cc)		24 Volt	BO	DD	24	17073N
F6L413 (9.6L - 9572cc)	1973-64	Std. 24 Volt	BO	DD	24	16372N
F6L714 (9.5L - 9500cc)	1975-61	Std. 24 Volt	BO	DD	24	16372N
F6L814 (8.7L - 8730cc)	1973-66	Std. 24 Volt	BO	DD	24	16372N
F6L911 (4.9L - 4920cc)	1973-67	Std. 12 Volt	BO	DD	12	17074N
F6L911 (4.9L - 4920cc)		Std. 24 Volt	BO	DD	24	17073N
F6L912 (5.6L - 5655cc)	1975-71	Std. 12 Volt	BO	DD	12	17074N
F6L912 (5.6L - 5655cc)		Std. 24 Volt	BO	DD	24	17073N
F6L913 (6.1L - 6128cc)	1987-	Std. 24 Volt	BO	DD	24	17073N
F8L714 (12.7L - 12660cc)	1975-64	Std. 24 Volt	BO	DD	24	16372N
F8L814 (11.6L - 11600cc)	1973-66	Std. 24 Volt	BO	DD	24	16372N
DEUTZ - Tractor						
D13006						
BF6L912 Engine	1978-72	Bosch System	BO	DD	12	17074N
D4006						
F3L912 Diesel	1978-68	Bosch System	BO	DD	12	17074N
D4007						
F3L912 Diesel	1984-80	Bosch System	BO	DD	12	17075N
D4506						
F3L912 Diesel	1980-74	Bosch System	BO	DD	12	17074N
D4507						
F3L912 Diesel	1984-81	Bosch System	BO	DD	12	17075N

STARTERS

ENGINE	YEAR	APPLICATION	Mfg	Type	Volt	PART NUMBER
DEUTZ - Tractor (Cont'd)						
D4807						
F3L912 Diesel	1981-80	Bosch System	BO	DD	12	17075N
D5006						
F3L912 Diesel	1974-68	Bosch System	BO	DD	12	17074N
D5206						
F3L912 Diesel	1980-75	Bosch System	BO	DD	12	17074N
D5207						
F3L912 Diesel	1984-81	Bosch System	BO	DD	12	17075N
D5506						
F4L912 Diesel	1974-68	Bosch System	BO	DD	12	17074N
D6006						
F4L912 Diesel	1974-68	Bosch System	BO	DD	12	17074N
D6007						
F4L912 Diesel	1984-83	Bosch System	BO	DD	12	17075N
D6206						
F4L912 Diesel	1980-75	Bosch System	BO	DD	12	17074N
D6207						
F4L912 Diesel	1982-81	Bosch System	BO	DD	12	17075N
D6507						
F4L912 Diesel	1984-83	Bosch System	BO	DD	12	17075N
D6806						
F4L912 Diesel	1980-75	Bosch System	BO	DD	12	17074N
D6807						
F4L912 Diesel	1982-81	Bosch System	BO	DD	12	17075N
D7006						
F4L912 Diesel	1974-70	Bosch System	BO	DD	12	17074N
D7206						
F4L912 Diesel	1980-75	Bosch System	BO	DD	12	17074N
D7207						
F4L912 Diesel	1981-80	Bosch System	BO	DD	12	17075N
D7807						
F4L913 Diesel	1984-80	Bosch System	BO	DD	12	17075N
DX110						
F6L912 Diesel	1985-82	Bosch System	BO	DD	12	17075N
F6L912 Diesel	1981-79	Bosch System	BO	DD	12	17074N
DX120						
F6L913 Diesel	1985-81	Bosch System	BO	DD	12	17075N
DX6007						
F3L913 Diesel	1985-82	Bosch System	BO	DD	12	17075N
DX85						
F5L912 Diesel	1985-82	Bosch System	BO	DD	12	17075N
F5L912 Diesel	1981-79	Bosch System	BO	DD	12	17074N
DX86						
BF4L913T Diesel	1985-83	Bosch System	BO	DD	12	17075N

STARTERS

ENGINE	YEAR	APPLICATION	Mfg	Type	Volt	PART NUMBER
DEUTZ - Tractor (Cont'd)						
DX90						
F5L912 Diesel	1985-82	Bosch System	BO	DD	12	17075N
F5L912 Diesel	1981-79	Bosch System	BO	DD	12	17074N
DX92						
BF4L913 Diesel	1985-83	Bosch System	BO	DD	12	17075N
DEUTZ-ALLIS - Combine						
F3						
4 Cyl. Engine	1989-86	All	LU	DD	12	17648N
DEUTZ-ALLIS - Tractor						
6240						
3-172 Diesel	1992-86	Bosch System	BO	DD	12	17074N
6250						
3-172 Diesel	1992-86	Bosch System	BO	DD	12	17074N
6260						
3-187 Diesel	1992-86	Bosch System	BO	DD	12	17074N
7110						
6-374 Diesel	1992-87	Bosch System	BO	DD	12	17074N
7120						
6-374 Diesel	1992-87	Bosch System	BO	DD	12	17074N
7145						
6-374 Diesel	1992-87	Bosch System	BO	DD	12	17074N
DEUTZ-FAHR - Combine						
M1080						
F5L912 Diesel	1994-92	Standard	BO	DD	12	18026N
F5L912 Diesel	1991-81	Standard	BO	DD	12	17075N
M1202						
F5L912 Diesel	1994-92	Standard	BO	DD	12	18026N
F5L912 Diesel	1991-81	Standard	BO	DD	12	17075N
M2385						
F5L912 Diesel	1994-92	Standard	BO	DD	12	18026N
F5L912 Diesel	1991-82	Standard	BO	DD	12	17075N
M3330						
F3L912 Diesel	1994-92	Standard	BO	DD	12	18026N
F3L912 Diesel	1991-87	Standard	BO	DD	12	17075N
M3360						
F4L912 Diesel	1994-92	Standard	BO	DD	12	18026N
F4L912 Diesel	1994-87	Optional	BO	DD	12	17075N
F4L912 Diesel	1991-87	Standard	BO	DD	12	17075N
M980						
F4L912 Diesel	1994-92	Standard	BO	DD	12	18026N
F4L912 Diesel	1994-87	Optional	BO	DD	12	17075N
F4L912 Diesel	1991-83	Standard	BO	DD	12	17075N
F4L912 Diesel	1982-81	Standard	BO	DD	12	17074N

STARTERS

STARTERS

ENGINE	YEAR	APPLICATION	Mfg	Type	Volt	PART NUMBER
DEUTZ-FAHR - Tractor						
D6507						
F4L912 Diesel	1984-83	Bosch System	BO	DD	12	17074N
D6807						
F4L912 Diesel	1994-92	Standard	BO	DD	12	18026N
F4L912 Diesel	1991-86	Optional	BO	DD	12	17075N
F4L912 Diesel		Standard	BO	DD	12	17075N
D7007						
F4L912 Diesel	1994-92	Standard	BO	DD	12	18026N
F4L912 Diesel	1991-86	Optional	BO	DD	12	17075N
F4L912 Diesel		Standard	BO	DD	12	17075N
F4L912 Diesel	1985-83	Bosch System	BO	DD	12	17074N
D7807						
F4L913 Diesel	1984-83	Bosch System	BO	DD	12	17074N
DX3.10						
F3L912 Diesel	1994-92	Bosch System	BO	DD	12	18026N
F3L912 Diesel	1991-86	Bosch System	BO	DD	12	17075N
DX3.30						
F3L912 Diesel	1994-92	Bosch System	BO	DD	12	18026N
F3L912 Diesel	1991-86	Bosch System	BO	DD	12	17075N
DX3.50						
F3L913 Diesel	1994-92	Bosch System	BO	DD	12	18026N
F3L913 Diesel	1991-86	Bosch System	BO	DD	12	17075N
DX3.60						
F4L912 Diesel	1994-92	Standard	BO	DD	12	18026N
F4L912 Diesel	1991-86	Optional	BO	DD	12	17075N
F4L912 Diesel		Standard	BO	DD	12	17075N
DX3.70						
F4L912 Diesel	1994-92	Standard	BO	DD	12	18026N
F4L912 Diesel	1991-86	Optional	BO	DD	12	17075N
F4L912 Diesel		Standard	BO	DD	12	17075N
DX3.80						
F4L913 Diesel	1994-92	Bosch System	BO	DD	12	18026N
F4L913 Diesel	1991-86	Bosch System	BO	DD	12	17075N
DX3.90						
F4L913 Diesel	1994-92	Bosch System	BO	DD	12	18026N
F4L913 Diesel	1991-86	Bosch System	BO	DD	12	17075N
DX4.10						
F4L912 Diesel	1994-92	Standard	BO	DD	12	18026N
F4L912 Diesel	1991-86	Optional	BO	DD	12	17075N
F4L912 Diesel		Standard	BO	DD	12	17075N
DX4.31						
F4L913 Diesel	1994-92	Bosch System	BO	DD	12	18026N
F4L913 Diesel	1991-86	Bosch System	BO	DD	12	17075N
DX4.50						
BF4L913T Diesel	1994-92	Bosch System	BO	DD	12	18026N
BF4L913T Diesel	1991-86	Bosch System	BO	DD	12	17075N
DX4.51						
BF4L913T Diesel	1994-92	Standard	BO	DD	12	18026N
BF4L913T Diesel	1991-90	Standard	BO	DD	12	17075N

STARTERS

ENGINE	YEAR	APPLICATION	Mfg	Type	Volt	PART NUMBER
DEUTZ-FAHR - Tractor (Cont'd)						
DX4.70						
BF4L913 Diesel	1994-92	Bosch System	BO	DD	12	18026N
BF4L913 Diesel	1991-84	Bosch System	BO	DD	12	17075N
DX6.05						
F6L912 Diesel	1994-92	Standard	BO	DD	12	18026N
F6L912 Diesel	1991-86	Optional	BO	DD	12	17075N
F6L912 Diesel		Standard	BO	DD	12	17075N
DX6.10						
F6L912 Diesel	1994-92	Standard	BO	DD	12	18026N
F6L912 Diesel	1991-86	Optional	BO	DD	12	17075N
F6L912 Diesel		Standard	BO	DD	12	17075N
DX6.30						
F4L913 / F6L913	1994-92	Bosch System	BO	DD	12	18026N
F4L913 / F6L913	1991-86	Bosch System	BO	DD	12	17075N
DX6.31						
BF6L913T Diesel	1994-92	Standard	BO	DD	12	18026N
BF6L913T Diesel	1991-90	Standard	BO	DD	12	17075N
DX6.50						
BF6L913 Diesel	1994-92	Standard	BO	DD	12	18026N
BF6L913 Diesel	1991-84	Standard	BO	DD	12	17075N
DX6.60						
BF6L913 Diesel	1994-92	Bosch System	BO	DD	12	18026N
BF6L913 Diesel	1991-88	Bosch System	BO	DD	12	17075N
DX7-10						
BF6L913 Diesel	1994-92	Standard	BO	DD	12	18026N
BF6L913 Diesel	1991-84	Standard	BO	DD	12	17075N
Intrac 2002						
F3L912 Diesel	1976-73	Bosch System	BO	DD	12	17074N
Intrac 2003						
F4L912H Diesel	1980-74	Bosch System	BO	DD	12	17074N
Intrac 2004						
F4L912 Diesel	1988-85	Bosch System	BO	DD	12	17075N
F4L912 Diesel	1984-83	Bosch System	BO	DD	12	17075N
F4L912 Diesel	1982-78	Bosch System	BO	DD	12	17074N
Intrac 6.30						
BF6L913T Diesel	1993-92	Standard	BO	DD	12	18026N
BF6L913T Diesel	1991-89	Standard	BO	DD	12	17075N
F6L913 Diesel	1988	Standard	BO	DD	12	17075N
DITCH WITCH - Misc. Equipment						
5010						
All Engines	All	Direct Drive	BO	DD	12	17075N
All Engines		Gear Reduction	BO	PLGR	12	18232N
DMT CORPORATION - Misc. Equipment						
Various Models						
Perkins 4.236 Diesel	1986-84	All	DR	OSGR	12	6576N
Perkins T4.236 Diesel		All	DR	OSGR	12	6576N

STARTERS

STARTERS

ENGINE	YEAR	APPLICATION	Mfg	Type	Volt	PART NUMBER
DOW WARNER - Misc. Equipment						
50C-2						
4.236T Perkins Diesel	2000-90	All	DR	OSGR	12	6573N
DRESSER - Crane						
150						
DD 4-53N Diesel	1992-87	DR, 37MT, 10T	DR	37MT	12	6382N-PT
150A						
DD 4-53N Diesel	1992-87	DR, 37MT, 10T	DR	37MT	12	6382N-PT
DRESSER - Loader						
250E						
Cummins LTA10C Dsl.	1993-86	40MT, 24V / 11T	DR	DD	24	3745N
510B						
Cummins 4BT - 3.9L	1992-84	Optional	DR	OSGR	24	6582N
Cummins 6BT - 5.9L		Optional	DR	DD	24	6269N-PT
515B						
Cummins 6BT - 5.9L	1992-84	Optional	DR	DD	24	6269N-PT
515C						
Cummins 6BT - 5.9L	1992-84	Optional	DR	DD	24	6269N-PT
520						
Cummins 6BT - 5.9L	1992-84	Optional	DR	DD	24	6269N-PT
520B						
Cummins 6BT - 5.9L	1992-84	Optional	DR	DD	24	6269N-PT
550						
Cummins KT-1150	1992-84	Standard	DR	50MT	24	4930N
560B						
Cummins KT-1150	1992-85	Standard	DR	50MT	24	4930N
KT-1150 Cummins	1993-86	42MT, 24 Volt	DR	42MT	24	6370N
DRESSER - Track Loader						
TD25G						
Cummins KT-1150C	1993-87	Delco System	DR	50MT	24	4930N
TD40						
Cummins KT-1150C	1993-87	Delco System	DR	50MT	24	4930N
DRESSER - Track Tractor						
TD12C						
Cummins 610T	2003-90	37MT, 24 Volt	DR	37MT	24	6359N-PT
DROTT MFG. - Crane						
200RF2						
IHC UC-263 Engine	1975-71	Delco System	DR	DD	12	4162N
250RF2						
IHC UC-263 Engine	1975-71	Delco System	DR	DD	12	4162N
Cruz-Crane 1500						
DD 4-71	1978-76	Delco System	DR	DD	12	3974N

STARTERS

ENGINE	YEAR	APPLICATION	Mfg	Type	Volt	PART NUMBER
DROTT MFG. - Crane (Cont'd)						
Cruz-Crane 1800						
DD 4-71	1978-76	Delco System	DR	DD	12	3974N
Go-Devil						
IHC UC-263 Engine	1970-65	Delco System	DR	DD	12	4388N
Travelift 1000						
IHC UC-263 Engine	1975-71	Delco System	DR	DD	12	4162N
Travelift 250						
IHC UC-263 Engine	1975-71	Delco System	DR	DD	12	4162N
Travelift 600						
IHC UC-263 Engine	1975-71	Delco System	DR	DD	12	4162N
Travelift 650						
IHC UC-263 Engine	1975-71	Delco System	DR	DD	12	4162N
Travelift 800						
IHC UC-263 Engine	1975-71	Delco System	DR	DD	12	4162N
DROTT MFG. - Crawlers						
120C						
DD 12V-71	1978-76	Delco System	DR	50MT	24	4930N
35C						
Case 336BDT	1978-71	24V Insulated	DR	DD	24	3948N
Case 336BDT		Delco, 24 Volt, 35MT	DR	37MT	24	6359N-PT
40C						
Case 451BDT	1978-76	Delco System	DR	DD	24	3948N
Case 504BDT		Delco System	DR	DD	24	3948N
Case 504BDT	1975-71	24V Insulated	DR	DD	24	3948N
Case 504BDT		Delco, 24 Volt, 35MT	DR	37MT	24	6359N-PT
DD 4-71	1978-76	Delco System	DR	DD	12	3974N
50C						
Case 504BDT	1975-71	24V Insulated	DR	DD	24	3948N
Case 504BDT		Delco, 24 Volt, 35MT	DR	37MT	24	6359N-PT
DD 6V-53	1978-76	Delco System	DR	DD	24	3945N
880						
Case 336BDT	1978-76	Delco, 24 Volt, 35MT	DR	37MT	24	6359N-PT
X880						
Case 336BDT	1975-71	24V Insulated	DR	DD	24	3948N
Case 336BDT		Delco, 24 Volt, 35MT	DR	37MT	24	6359N-PT
Yumbo #30						
IHC UD-282	1970-65	Match OE #	DR	DD	12	4971N
DROTT MFG. - Shovel						
Cruz-Air 80						
DD 8V-71	1978-76	Delco System	DR	DD	12	3974N
DYNAPAC - Compactor						
CA251						
6BT5.9L Cummins Diesel	2004-96	All	DR	OSGR	12	6573N

STARTERS

STARTERS

ENGINE	YEAR	APPLICATION	Mfg	Type	Volt	PART NUMBER
DYNAPAC - Compactor (Cont'd)						
CC432						
4BTA3.9 Cummins Diesel	All	All	DR	OSGR	12	6573N
EATON - Lift Truck						
Various Models						
Mazda Engines	1978-	Mitsubishi (11-T)	ND	OSGR	12	16795N-ND
Mazda Engines		Mitsubishi (9-T)	MI	DD	12	16796
EIMCO JARVIS CLARK - Misc. Equipment						
LHD						
Deutz F10L413 Diesel	1980-71	All	BO	DD	24	17107N
Deutz F12L413 Diesel		All	BO	DD	24	17107N
Deutz F8L413 Diesel		All	BO	DD	24	17107N
Various Models						
Deutz F10L413 Diesel	1980-71	All	BO	DD	24	17107N
Deutz F12L413 Diesel		All	BO	DD	24	17107N
Deutz F8L413 Diesel		All	BO	DD	24	17107N
ELGIN SWEEPER - Sweeper						
Eagle						
Isuzu C-240 Dsl	1993-89	Denso System	ND	OSGR	12	16739N
Eductor						
IHC BD-240 / 264	1970-69	Delco System	DR	DD	12	4388N
IHC-265	1977-73	Delco System	DR	DD	12	4388N
IHC-265	1972-71	Delco System	DR	DD	12	4388N
Fleetwing						
IHC UV-345	1969-65	Delco System	DR	DD	12	4162N
H Street King						
IHC BD-240 / 264	1970-69	Delco System	DR	DD	12	4388N
IHC UD-282		Delco System	DR	DD	12	4971N
IHC UV-345	1970-63	Delco System	DR	DD	12	4162N
Pelican						
IHC 265	1979-73	Delco System	DR	DD	12	4388N
IHC 265	1972-71	Delco System	DR	DD	12	4388N
IHC BD-240 / 264	1970-69	Delco System	DR	DD	12	4388N
IHC UD-282	1974-69	Delco System	DR	DD	12	4971N
IHC UV-345	1979-65	Delco System	DR	DD	12	4162N
Rear Sweeper						
C240 Isuzu Engine	1993-89	Denso System	ND	OSGR	12	16739N
White Wing						
4276 John Deere Diesel	1979-	Denso System	ND	OSGR	12	17362N
IHC 265	1979-73	Delco System	DR	DD	12	4388N
IHC 265	1972-71	Delco System	DR	DD	12	4388N
IHC BD-240 / 264	1970-69	Delco System	DR	DD	12	4388N
IHC UD-282	1974-69	Delco System	DR	DD	12	4971N
IHC UV-345	1979-65	Delco System	DR	DD	12	4162N

STARTERS

ENGINE	YEAR	APPLICATION	Mfg	Type	Volt	PART NUMBER
ETNYRE - Misc. Equipment						
Various Models						
Detroit Diesel	1979-70	Delco System, 30MT	DR	37MT	12	6380N-PT
EUCLID - Crawlers						
C260						
DD 8V-71 Diesel	1966-64	50MT, 24 Volt	DR	50MT	24	4930N
C6-3						
DD 6-71 Diesel	1963-61	Delco System	DR	DD	24	3745N
C6-4						
DD 6-71 Diesel	1967-64	Delco System	DR	DD	24	3745N
C6-5						
DD 6-71 Diesel	1967-64	Delco System	DR	DD	24	3745N
TC-12						
DD 6-71 Diesel	1967-62	Left HaDenso Engine	DR	DD	24	3745N
DD 6-71 Diesel		Right HaDenso Engine	DR	DD	24	3745N
EUCLID - Loader						
15UPM						
DD 4-71 Diesel	1966-63	Delco System	DR	DD	12	3974N
16UPM						
DD 4-71 Diesel	1966-63	Delco System	DR	DD	12	3974N
17UPM						
DD 6V-53 Diesel	1967-65	Delco System	DR	DD	24	3945N
18BV						
Cummins NHS Dsl.	1956-55	40MT, 24V / 11T	DR	DD	24	3745N
DD 6-110 Dsl.		40MT, 24V / 11T	DR	DD	24	3745N
7UPM						
DD 3-71 Diesel	1967-62	Delco System	DR	DD	12	3974N
8UPM						
DD 4-71 Diesel	1966-63	Delco System	DR	DD	12	3974N
9UPM						
DD 4-71 Diesel	1966-62	Delco System	DR	DD	12	3974N
EUCLID - Scraper						
22SH						
Cummins NH Dsl.	1956-55	40MT, 24V / 11T	DR	DD	24	3745N
33 SH						
DD 6-71 Diesel	1963-61	Delco System	DR	DD	24	3745N
37 SH						
DD 6-71 Diesel	1962-61	Delco System	DR	DD	24	3745N
38 SH						
DD 4-71 Diesel	1963-61	Delco System	DR	DD	12	3974N
54 SH						
DD 8V-71 Diesel	1964-63	Delco System	DR	DD	24	3745N

STARTERS

STARTERS

ENGINE	YEAR	APPLICATION	Mfg	Type	Volt	PART NUMBER
EUCLID - Scraper (Cont'd)						
56 SH						
DD 6V-71 Diesel	1966-64	Delco System	DR	DD	24	3745N
60 SH						
DD 4-71 Diesel	1967-65	12 Volt	DR	DD	12	3974N
DD 4-71 Diesel		50MT, 24 Volt	DR	50MT	24	4930N
61 SH						
DD 4-71 Diesel	1967-64	12 Volt	DR	DD	12	3974N
DD 4-71 Diesel		50MT, 24 Volt	DR	50MT	24	4930N
62 SH						
DD 4-71 Diesel	1967-64	12 Volt	DR	DD	12	3974N
DD 4-71 Diesel		50MT, 24 Volt	DR	50MT	24	4930N
63 SH						
DD 4-71 Diesel	1967-64	12 Volt	DR	DD	12	3974N
DD 4-71 Diesel		50MT, 24 Volt	DR	50MT	24	4930N
64 SH						
DD 8V-71 Diesel	1967-64	Delco System	DR	DD	24	3745N
65 SH						
DD 16V-71 Diesel	1967-65	12 Volt	DR	DD	12	3974N
DD 16V-71 Diesel		50MT, 24 Volt	DR	50MT	24	4930N
66 SH						
DD 16V-71 Diesel	1967-65	12 Volt	DR	DD	12	3974N
DD 16V-71 Diesel		50MT, 24 Volt	DR	50MT	24	4930N
S-12						
DD 6-71 Diesel	1966-63	Delco System	DR	DD	12	3974N
DD 6-71 Diesel	1962-60	Optional	DR	DD	12	3974N
DD 6-71 Diesel		Standard	DR	DD	12	3974N
DD 6-71 Diesel	1959-56	Delco System	DR	DD	12	3974N
S-18						
DD 6-110 Diesel	1962-61	Delco System	DR	DD	24	3745N
DD 6-110 Diesel	1960-58	Delco System	DR	DD	24	3745N
DD 6-110 Diesel	1957	Delco System	DR	DD	24	3745N
S-21						
DD 6-110 Diesel	1959-58	Delco System	DR	DD	24	3745N
S-24						
DD 12V-71 Diesel	1966-61	50MT, 24 Volt	DR	50MT	24	4930N
S-28						
DD 12V-71 Diesel	1966-64	50MT, 24 Volt	DR	50MT	24	4930N
S-7						
DD 4-71 Diesel	1966-63	Delco System	DR	DD	12	3974N
DD 4-71 Diesel	1962-59	Optional	DR	DD	12	3974N
SS-12						
DD 6-71 Diesel	1962	Delco System	DR	DD	12	3974N
SS-18						
DD 6-110 Diesel	1962-61	Delco System	DR	DD	24	3745N
SS-24						
Cummins NRT	1958	Delco System	DR	DD	24	3745N
Cummins NRT	1957	Delco System	DR	DD	24	3745N

STARTERS

ENGINE	YEAR	APPLICATION	Mfg	Type	Volt	PART NUMBER
EUCLID - Scaper (Cont'd)						
SS-33						
DD 12V-71 Diesel	1963-61	50MT, 24 Volt	DR	50MT	24	4930N
SS-40						
DD 12V-71 Diesel	1966-64	50MT, 24 Volt	DR	50MT	24	4930N
SS-40A						
Cummins V17-525	1964	Delco System	DR	50MT	24	4930N
TS-14						
DD 4-71 Diesel	1964-61	Delco System	DR	DD	12	3974N
TS-24						
DD 6-110 Diesel	1966-61	Delco System	DR	DD	24	3745N
DD 6-110 Diesel	1957	Delco System	DR	DD	24	3745N
DD 6-71 Diesel	1966-61	Delco System	DR	DD	24	3745N
TS-28						
DD 12V-71 Diesel	1966-64	50MT, 24 Volt	DR	50MT	24	4930N
DD 8V-71 Diesel		Delco System	DR	DD	24	3745N
TSS-24						
DD 6-110 Diesel	1962-61	Delco System	DR	DD	24	3745N
DD 6-71 Diesel		Delco System	DR	DD	24	3745N
TSS-40						
DD 16V-71 Diesel	1964-63	50MT, 24 Volt	DR	50MT	24	4930N
DD 8V-71 Diesel		Delco System	DR	DD	24	3745N
TTS-14						
DD 4-71 Diesel	1964	Delco System	DR	DD	12	3974N
EUCLID - Tractor						
14TDT						
Cummins NH Engine	1962-61	Delco System	DR	DD	24	3745N
Cummins NH Engine	1960-58	Delco System	DR	DD	24	3745N
Cummins NH Engine	1957-55	Delco System	DR	DD	24	3745N
15TDT						
Cummins NH Engine	1957-55	Delco System	DR	DD	24	3745N
22TDT						
DD 6-110 Diesel	1956-55	Delco System	DR	DD	24	3745N
23TDT						
DD 6-110 Diesel	1962-61	Delco System	DR	DD	24	3745N
DD 6-110 Diesel	1956-55	Delco System	DR	DD	24	3745N
25LDT						
DD 6-110 Diesel	1956-55	Delco System	DR	DD	24	3745N
25TDT						
DD 6-110 Dsl.	1956-55	40MT, 24V / 11T	DR	DD	24	3745N
28TDT						
Cummins NRT Engine	1958	Delco System	DR	DD	24	3745N
Cummins NRT Engine	1957	Delco System	DR	DD	24	3745N
30LOT						
DD 6-110 Diesel	1962-61	Delco System	DR	DD	24	3745N
DD 6-110 Diesel	1960-58	Delco System	DR	DD	24	3745N
DD 6-110 Diesel	1957	Delco System	DR	DD	24	3745N

STARTERS

STARTERS

ENGINE	YEAR	APPLICATION	Mfg	Type	Volt	PART NUMBER
EUCLID - Tractor (Cont'd)						
31LOT						
DD 6-110 Diesel	1966-61	Delco System	DR	DD	24	3745N
DD 6-110 Diesel	1960-58	Delco System	DR	DD	24	3745N
DD 6-110 Diesel	1957	Delco System	DR	DD	24	3745N
31TDT						
Cummins NHRS Engine	1960	Delco System	DR	DD	24	3745N
33LDT						
Cummins NRT Engine	1958	Delco System	DR	DD	24	3745N
Cummins NRT Engine	1957	Delco System	DR	DD	24	3745N
34LDT						
DD 12V-71 Diesel	1967-61	50MT, 24 Volt	DR	50MT	24	4930N
36LDT						
Cummins NVH-12	1967-60	Delco System	DR	50MT	24	4930N
37LDT						
DD 6-110 Diesel	1962-61	Delco System	DR	DD	24	3745N
38LOT						
DD 12V-71 Diesel	1966-64	50MT, 24 Volt	DR	50MT	24	4930N
39LOT						
DD 12V-71 Diesel	1966-61	50MT, 24 Volt	DR	50MT	24	4930N
3UOT						
DD 6V-71 Diesel	1958-56	Delco System	DR	DD	12	3974N
40LOT						
DD 12V-71 Diesel	1966-64	50MT, 24 Volt	DR	50MT	24	4930N
41LDT						
Cummins VT-12	1967-61	Delco System	DR	50MT	24	4930N
DD 12V-71 Diesel	1967-65	Delco System	DR	50MT	24	4930N
43LDT						
DD 16V-71 Diesel	1967-63	50MT, 24 Volt	DR	50MT	24	4930N
44LDT						
Cummins V17-525	1964	Delco System	DR	50MT	24	4930N
DD 12V-71 Diesel	1966-65	Delco System	DR	50MT	24	4930N
45LDT						
DD 16V-71 Diesel	1967-63	50MT, 24 Volt	DR	50MT	24	4930N
46LDT						
Cummins VT12-600	1967-64	Delco System	DR	50MT	24	4930N
49LDT						
DD 12V-71 Diesel	1972-64	50MT, 24 Volt	DR	50MT	24	4930N
4UOT						
DD 4-71 Diesel	1966-60	Delco System	DR	DD	12	3974N
DD 6V-71 Diesel	1958-56	Delco System	DR	DD	12	3974N
51LDT						
DD 16V-71 Diesel	1967-64	50MT, 24 Volt	DR	50MT	24	4930N
53LDT						
DD 16V-71 Diesel	1967-65	50MT, 24 Volt	DR	50MT	24	4930N

STARTERS

ENGINE	YEAR	APPLICATION	Mfg	Type	Volt	PART NUMBER
EUCLID - Tractor (Cont'd)						
5UOT						
DD 4-71 Diesel	1962-60	Delco System	DR	DD	12	3974N
6UOT						
DD 4-71 Diesel	1966-65	50MT, 24 Volt	DR	50MT	24	4930N
DD 4-71 Diesel	1966-61	Delco System	DR	DD	12	3974N
77FDT						
DD 6-71 Diesel	1962	Delco System	DR	DD	12	3974N
78FOT						
DD 6-71 Diesel	1966-61	Delco System	DR	DD	12	3974N
DD 6-71 Diesel	1960-56	Delco System	DR	DD	12	3974N
7UOT						
DD 4-71 Diesel	1964	Delco System	DR	DD	12	3974N
EUCLID - Truck Unit						
1UD						
DD 4-71 Diesel	1963-55	Delco System	DR	DD	12	3974N
201FD						
DD 6-71 Diesel	1970-69	Delco System	DR	DD	24	3745N
201LDT						
DD 16V-71 Diesel	1972-69	50MT, 24 Volt	DR	50MT	24	4930N
201TD						
DD 12V-71 Diesel	1971-69	Delco System	DR	50MT	24	4930N
203FD						
DD 6-71 Diesel	1971-69	Delco System	DR	DD	24	3745N
29TD						
Cummins NRT Engine	1957	Delco System	DR	DD	24	3745N
3LLD						
DD 6-110 Diesel	1959-58	Left HaDenso Engine	DR	DD	24	3745N
5LLD						
DD 6-110 Diesel	1966-61	Left HaDenso Engine	DR	DD	24	3745N
DD 6-110 Diesel		Right HaDenso Engine	DR	DD	24	3745N
DD 6-110 Diesel	1960	Left HaDenso Engine	DR	DD	24	3745N
60TD						
DD 6-110 Diesel	1962-61	Delco System	DR	DD	24	3745N
DD 6-110 Diesel	1956-55	Delco System	DR	DD	24	3745N
63TD						
DD 6-110 Diesel	1956-55	Delco System	DR	DD	24	3745N
64TD						
DD 6-110 Diesel	1958-57	Delco System	DR	DD	24	3745N
65TD						
DD 6-110 Diesel	1962-61	Delco System	DR	DD	24	3745N
66TD						
Cummins NH Engine	1962-61	Delco System	DR	DD	24	3745N
Cummins NRTO Engine	1962-59	Delco System	DR	DD	24	3745N
69TD						
DD 6-110 Diesel	1966-63	Delco System	DR	DD	24	3745N

STARTERS

STARTERS

ENGINE	YEAR	APPLICATION	Mfg	Type	Volt	PART NUMBER
EUCLID - Truck Unit (Cont'd)						
6LLD						
Cummins NH Engine	1962-60	Delco System	DR	DD	24	3745N
Cummins NRTO Engine	1963-61	Delco System	DR	DD	24	3745N
Cummins NT-335	1967-65	Delco System	DR	DD	24	3745N
70TD						
Cummins NRTO Engine	1963	Delco System	DR	DD	24	3745N
Cummins NT-335	1966-64	Delco System	DR	DD	24	3745N
71TD						
DD 12V-71 Diesel	1966-63	Delco System	DR	50MT	24	4930N
74TD						
DD 12V-71 Diesel	1967-65	Delco System	DR	50MT	24	4930N
75TD						
Cummins NT-380	1967-65	Delco System	DR	50MT	24	4930N
82FD						
DD 6-71 Diesel	1958	Delco System	DR	DD	12	3974N
91FD						
DD 6-71 Diesel	1963-61	Delco System	DR	DD	12	3974N
DD 6-71 Diesel	1960-58	Delco System	DR	DD	12	3974N
DD 6-71 Diesel	1957-55	Delco System	DR	DD	12	3974N
93FD						
DD 6-71 Diesel	1958	Delco System	DR	DD	12	3974N
DD 6-71 Diesel	1957-55	Delco System	DR	DD	12	3974N
94FD						
Cummins NH Engine	1963-61	Delco System	DR	DD	24	3745N
95FD						
DD 6-71 Diesel	1966-64	Delco System	DR	DD	24	3745N
DD 6-71 Diesel	1966-63	Delco System	DR	DD	12	3974N
96FD						
Cummins NH-250	1966-63	Delco System	DR	DD	24	3745N
97FD						
DD 6-71 Diesel	1966-65	Delco System	DR	DD	24	3745N
98FD						
Cummins NH-250	1966-65	Delco System	DR	DD	24	3745N
R-22						
DD 6-71 Diesel	1970-69	Delco System	DR	DD	24	3745N
R-35						
DD 12V-71 Diesel	1970-69	Delco System	DR	50MT	24	4930N
EUCLID - Wagon						
122W						
DD 6-110 Diesel	1962-61	Delco System	DR	DD	24	3745N
129W						
DD 4-71 Diesel	1962-61	Optional	DR	DD	12	3974N
131W						
DD 6-110 Diesel	1960	Delco System	DR	DD	24	3745N

STARTERS

ENGINE	YEAR	APPLICATION	Mfg	Type	Volt	PART NUMBER
EUCLID - Wagon (Cont'd)						
137W						
DD 12V-71 Diesel	1962-61	50MT, 24 Volt	DR	50MT	24	4930N
DD 6-110 Diesel		Delco System	DR	DD	24	3745N
DD 6-71 Diesel		Delco System	DR	DD	24	3745N
138W						
Cummins NHV-12 En- gine	1966-64	Delco System	DR	50MT	24	4930N
Cummins NVH Engine	1963-61	Delco System	DR	50MT	24	4930N
141W						
Cummins VT-12	1962-61	Delco System	DR	50MT	24	4930N
144W						
Cummins NHV-12 En- gine	1966-64	Delco System	DR	50MT	24	4930N
146W						
Cummins VT12-600	1966-64	Delco System	DR	50MT	24	4930N
DD 16V-71 Diesel	1964-63	Delco System	DR	50MT	24	4930N
89W						
DD 6-71 Diesel	1962	Delco System	DR	DD	12	3974N
FABTEK - Misc. Equipment						
FT546CB						
6068T John Deere Die- sel	2005-99	All	ND	OSGR	12	18018N
Various Models						
John Deere Diesel	2005-98	All	ND	OSGR	12	18018N
FAHR - Combine						
M1000						
F6L912 Deutz Diesel	1977-68	All	BO	DD	12	17075N
M1002						
F5L912 Deutz Diesel	1981-76	All	BO	DD	12	17075N
M1102						
F6L912 Deutz Diesel	1980-76	All	BO	DD	12	17075N
M1200						
F6L912 Deutz Diesel	1977-68	All	BO	DD	12	17075N
M1202						
F6L912 Deutz Diesel	1980-79	All	BO	DD	12	17075N
M1300M						
F6L913 Deutz Diesel	1979-74	All	BO	DD	12	17075N
M1320						
F6L913 Deutz Diesel	All	Gear Reduction	BO	PLGR	12	18232N
F6L913 Deutz Diesel	1987-83	All	BO	DD	12	17075N
F6L913 Deutz Diesel	1982-80	All	BO	DD	12	17075N
M1322						
BF6L913 Deutz	1987-80	All	BO	DD	12	17075N
M1322H						
BF6L913 Deutz	1987-80	All	BO	DD	12	17075N

STARTERS

STARTERS

ENGINE	YEAR	APPLICATION	Mfg	Type	Volt	PART NUMBER
FAHR - Combine (Cont'd)						
M1322HA						
BF6L913 Deutz	1987-80	All	BO	DD	12	17075N
M2480						
F6L912 Deutz Diesel	All	Gear Reduction	BO	PLGR	12	18232N
F6L912 Deutz Diesel	1982-79	All	BO	DD	12	17075N
F6L913 Deutz Diesel	1987-83	Direct Drive	BO	DD	12	17075N
M2580						
F6L913 Deutz Diesel	All	Gear Reduction	BO	PLGR	12	18232N
F6L913 Deutz Diesel	1987-83	Direct Drive	BO	DD	12	17075N
F6L913 Deutz Diesel	1982-79	All	BO	DD	12	17075N
M2680						
F6L913 Deutz Diesel	All	Gear Reduction	BO	PLGR	12	18232N
F6L913 Deutz Diesel	1987-83	Direct Drive	BO	DD	12	17075N
F6L913 Deutz Diesel	1982-79	All	BO	DD	12	17075N
M2685						
BF6L913 Deutz	1987-80	All	BO	DD	12	17075N
M2780						
BF6L913 Deutz	1987-83	All	BO	DD	12	17075N
M2780H						
BF6L913 Deutz	1987-81	All	BO	DD	12	17075N
M560						
F3L912 Deutz Diesel	1987-80	Direct Drive	BO	DD	12	17075N
F3L912 Deutz Diesel		Gear Reduction	BO	PLGR	12	18232N
M600						
F3L912 Deutz Diesel	1980-74	All	BO	DD	12	17075N
M66						
F3L912 Deutz Diesel	1974-69	All	BO	DD	12	17075N
M750						
F4L912 Deutz Diesel	1980-74	All	BO	DD	12	17075N
M770						
F4L912 Deutz Diesel	1987-83	Direct Drive	BO	DD	12	17075N
F4L912 Deutz Diesel	1982-80	All	BO	DD	12	17075N
F4L912 Deutz Diesel		Gear Reduction	BO	PLGR	12	18232N
M900						
F4L912 Deutz Diesel	1979	All	BO	DD	12	17075N
M922						
F4L912 Deutz Diesel	1981-79	All	BO	DD	12	17075N
M980						
F4L912 Deutz Diesel	1987-83	Direct Drive	BO	DD	12	17075N
F4L912 Deutz Diesel	1982-81	All	BO	DD	12	17075N
F4L912 Deutz Diesel		Gear Reduction	BO	PLGR	12	18232N
FAHR - Windrower						
742						
9D-130 Isuzu Diesel	1990-80	All	ND	OSGR	12	17302N

STARTERS

ENGINE	YEAR	APPLICATION	Mfg	Type	Volt	PART NUMBER
FENDT - Agricultural Tractor						
FARMER 10						
MWM-D325-3, 34 HP, 2.5L	All	Bosch DD, 2.4 kw	BO	DD	12	18460N
MWM-D325-3, 34 HP, 2.5L		Bosch DD, 2.7 kw	BO	DD	12	18460N
MWM-D325-3, 34 HP, 2.5L		Iskra DD, 2.7 kw	BO	DD	12	18460N
MWM-D325-3, 34 HP, 2.5L		Paris-Rhone DD, 2.6 kw	BO	DD	12	18460N
FARMER 102						
MWM-D325-3, 39 HP, 2.5L	All	Bosch DD, 2.4 kw	BO	DD	12	18460N
MWM-D325-3, 39 HP, 2.5L		Bosch DD, 2.7 kw	BO	DD	12	18460N
MWM-D325-3, 39 HP, 2.5L		Iskra DD, 2.7 kw	BO	DD	12	18460N
MWM-D325-3, 39 HP, 2.5L		Paris-Rhone DD, 2.6 kw	BO	DD	12	18460N
FARMER 102S						
MWM-D226-B3, 45 HP, 3.1L	All	Bosch DD, 2.4 kw	BO	DD	12	18460N
MWM-D226-B3, 45 HP, 3.1L		Bosch DD, 2.7 kw	BO	DD	12	18460N
MWM-D226-B3, 45 HP, 3.1L		Iskra DD, 2.7 kw	BO	DD	12	18460N
MWM-D226-B3, 45 HP, 3.1L		Paris-Rhone DD, 2.6 kw	BO	DD	12	18460N
FARMER 103						
MWM-D225-3, 48 HP, 2.5L	All	Bosch DD, 2.4 kw	BO	DD	12	18460N
MWM-D225-3, 48 HP, 2.5L		Bosch DD, 2.7 kw	BO	DD	12	18460N
MWM-D225-3, 48 HP, 2.5L		Iskra DD, 2.7 kw	BO	DD	12	18460N
MWM-D225-3, 48 HP, 2.5L		Paris-Rhone DD, 2.6 kw	BO	DD	12	18460N
FARMER 103S						
MWM-D226-B3, 48 HP, 3.1L	All	Bosch DD, 2.4 kw	BO	DD	12	18460N
MWM-D226-B3, 48 HP, 3.1L		Bosch DD, 2.7 kw	BO	DD	12	18460N
MWM-D226-B3, 48 HP, 3.1L		Iskra DD, 2.7 kw	BO	DD	12	18460N
MWM-D226-B3, 48 HP, 3.1L		Paris-Rhone DD, 2.6 kw	BO	DD	12	18460N
FARMER 103SA						
MWM-D225-3, 48 HP, 2.5L	All	Bosch DD, 2.4 kw	BO	DD	12	18460N
MWM-D225-3, 48 HP, 2.5L		Bosch DD, 2.7 kw	BO	DD	12	18460N
MWM-D225-3, 48 HP, 2.5L		Iskra DD, 2.7 kw	BO	DD	12	18460N
MWM-D225-3, 48 HP, 2.5L		Paris-Rhone DD, 2.6 kw	BO	DD	12	18460N

STARTERS

ENGINE	YEAR	APPLICATION	Mfg	Type	Volt	PART NUMBER
FENDT - Agricultural Tractor (Cont'd)						
FARMER 104S						
MWM-D225-3, 55 HP, 2.5L	All	Bosch DD, 2.4 kw	BO	DD	12	18460N
MWM-D225-3, 55 HP, 2.5L		Bosch DD, 2.7 kw	BO	DD	12	18460N
MWM-D225-3, 55 HP, 2.5L		Iskra DD, 2.7 kw	BO	DD	12	18460N
MWM-D225-3, 55 HP, 2.5L		Paris-Rhone DD, 2.6 kw	BO	DD	12	18460N
FARMER 106S						
MWM-D226-4 ,65 HP, 4.2L	All	Bosch DD, 2.4 kw	BO	DD	12	18460N
MWM-D226-4 ,65 HP, 4.2L		Bosch DD, 2.7 kw	BO	DD	12	18460N
MWM-D226-4 ,65 HP, 4.2L		Iskra DD, 2.7 kw	BO	DD	12	18460N
MWM-D226-4 ,65 HP, 4.2L		Paris-Rhone DD, 2.6 kw	BO	DD	12	18460N
FARMER 120S						
MWM-D325-3, 39 HP, 2.5L	All	Bosch DD, 2.4 kw	BO	DD	12	18460N
MWM-D325-3, 39 HP, 2.5L		Bosch DD, 2.7 kw	BO	DD	12	18460N
MWM-D325-3, 39 HP, 2.5L		Iskra DD, 2.7 kw	BO	DD	12	18460N
MWM-D325-3, 39 HP, 2.5L		Paris-Rhone DD, 2.6 kw	BO	DD	12	18460N
FIAT-ALLIS - Crawler Tractor						
HD-16DP						
16000 Allis Dsl.	1973-60	Delco System	DR	50MT	24	4930N
FIAT-ALLIS - Crawlers						
10C						
8365 Diesel	1986-84	Delco System	DR	DD	24	6360N
8365 Diesel	1983-81	Delco System	DR	DD	24	3948N
10CL						
8365 Diesel	1986-84	Delco System	DR	DD	24	6360N
8365 Diesel	1983-79	Delco System	DR	DD	24	3948N
10CTA						
8365 Diesel	1985-84	Delco System	DR	DD	24	6360N
8365 Diesel	1983-79	Delco System	DR	DD	24	3948N
12GB						
11000 Allis Diesel	1977-74	40MT, 24V / 11T	DR	DD	24	3745N
14C						
8205 Diesel	1985-84	42MT, 24 Volt	DR	42MT	24	6370N
8205 Diesel	1982-77	Delco System	DR	DD	24	3745N
14CL						
8205 Diesel	1985-84	42MT, 24 Volt	DR	42MT	24	6370N
8205 Diesel	1983-78	Delco System	DR	DD	24	3745N

STARTERS

ENGINE	YEAR	APPLICATION	Mfg	Type	Volt	PART NUMBER
FIAT-ALLIS - Crawlers (Cont'd)						
14CLGP						
8205 Diesel	1985	42MT, 24 Volt	DR	42MT	24	6370N
8205 Fiat Diesel	1984-78	40MT, 24V / 11T	DR	DD	24	3745N
14CTA						
8205 Diesel	1985-84	42MT, 24 Volt	DR	42MT	24	6370N
8205 Diesel	1983-78	Delco System	DR	DD	24	3745N
4						
8035 Diesel	1978-71	Bosch System	BO	DD	12	17093N
945B						
25000 Diesel	1984-80	Delco System	DR	50MT	24	4930N
25000 Diesel	1984-74	Delco System	DR	DD	24	3745N
F-4M						
8035 Diesel	1986-85	Marelli System	BO	DD	24	18030N
FD-10C						
8365 Diesel	1985-84	Delco System	DR	DD	24	6360N
8365 Diesel	1983	Delco System	DR	DD	24	3948N
FD-20						
8215 Diesel	1985-81	Delco System	DR	50MT	24	4930N
FD-30						
8285 Diesel	1993-81	Delco System	DR	50MT	24	4930N
TL-5						
8035 Diesel	1972-70	Optional	BO	DD	12	18029N
TL-5H						
8035 Diesel	1974-71	Optional	BO	DD	12	18029N
FIAT-ALLIS - Excavator						
FE-12						
8041 Diesel	1989-86	Bosch System	BO	DD	24	18030N
8041 Diesel	1985-82	Bosch System	BO	DD	24	18031N
FE-16						
8061 Diesel	1988-84	Bosch System	BO	DD	24	18030N
FE-40						
8215 Diesel	1988-83	Delco System	DR	50MT	24	4930N
S-105B						
CP3 Diesel	1977-70	Bosch System	BO	DD	24	18032N
S-11						
CP3 Diesel	1982-76	Bosch System	BO	DD	24	18032N
S-60						
8045 Diesel	1980-70	Bosch System	BO	DD	24	18031N
CN3 Diesel		Bosch System	BO	DD	24	18032N
S-70						
CO3 Diesel	1978-71	Bosch System	BO	DD	24	18032N
S-9						
CO3 Diesel	1982-81	Bosch System	BO	DD	24	18032N
CO3 Diesel	1980-76	Bosch System	BO	DD	24	18032N

STARTERS

STARTERS

ENGINE	YEAR	APPLICATION	Mfg	Type	Volt	PART NUMBER
FIAT-ALLIS - Excavator (Cont'd)						
S-90						
8045 Diesel	1982-70	Marelli System	BO	DD	24	18032N
CO3 Diesel	1978-71	Bosch System	BO	DD	24	18032N
SL-11						
CP3 Diesel	1982-76	Bosch System	BO	DD	24	18032N
SL-9						
CO3 Diesel	1982-81	Bosch System	BO	DD	24	18032N
CO3 Diesel	1980-76	Bosch System	BO	DD	24	18032N
SR-9						
CO3 Diesel	1982-81	Bosch System	BO	DD	24	18032N
CO3 Diesel	1980-76	Bosch System	BO	DD	24	18032N
FIAT-ALLIS - Grader						
100C						
11000 Diesel	1980-74	Delco System	DR	DD	24	3745N
150C						
11000 Diesel	1980-74	Delco System	DR	DD	24	3745N
200C						
11000 Diesel	1980-74	Delco System	DR	DD	24	3745N
65B						
8061 Diesel	1995-86	Bosch System	BO	DD	24	18030N
8061 Diesel		Marelli System	BO	DD	24	18030N
8065 Diesel	1995-79	Bosch System	BO	DD	24	18030N
FG-65A						
8041 Diesel	1988-84	Bosch System	BO	DD	12	18029N
8041 Diesel		Marelli System	BO	DD	12	18029N
FG-75						
8365 Diesel	1985-84	Delco System	DR	DD	24	6360N
8365 Diesel	1983-81	Delco System	DR	DD	24	3948N
FG-85						
8365 Diesel	1985-84	Delco System	DR	DD	24	6360N
8365 Diesel	1983-81	Delco System	DR	DD	24	3948N
FG-95						
8365 Diesel	1985-84	Delco System	DR	DD	24	6360N
8365 Diesel	1983-81	Delco System	DR	DD	24	3948N
FIAT-ALLIS - Loader						
FL-4M						
8035 Diesel	1993-87	Marelli System	BO	DD	24	18030N
FL-5						
8045 Diesel	1988-81	Marelli System	BO	DD	24	18030N
FL-5B						
8045 Diesel	1995-88	Marelli System	BO	DD	24	18030N
FIAT-ALLIS - Tractor						
16DD						
16000 Allis Diesel	1984-78	40MT, 24V / 11T	DR	DD	24	3745N

STARTERS

ENGINE	YEAR	APPLICATION	Mfg	Type	Volt	PART NUMBER
FIAT-ALLIS - Tractor (Cont'd)						
16PS						
16000 Allis Diesel	1984-78	40MT, 24V / 11T	DR	DD	24	3745N
21						
21000 Allis Diesel	1980-78	40MT, 24V / 11T	DR	DD	24	3745N
HD-11DD / PS						
11000 Diesel	1978-74	Delco System	DR	DD	24	3745N
HD-16DD / PS						
16000 Diesel	1982-74	Optional	DR	50MT	24	4930N
16000 Diesel		Standard	DR	DD	24	3745N
HD-21						
21000 Diesel	1982-74	Optional	DR	50MT	24	4930N
21000 Diesel		Standard	DR	DD	24	3745N
HD-31						
Cummins KT-1150	1985-83	Delco System	DR	50MT	24	4930N
Cummins KT-1150	1982-76	50MT, 24 Volt	DR	50MT	24	4930N
HD-41						
Cummins VT-1710	1985-83	Delco System	DR	50MT	24	4930N
Cummins VT-1710	1982-78	50MT, 24 Volt	DR	50MT	24	4930N
HD-6						
6000 Diesel	1974	Delco System	DR	DD	24	3745N
FIAT-ALLIS - Tractor Scraper						
260B						
25000 Allis Dsl.	1985	42MT, 24 Volt	DR	42MT	24	6370N
25000 Diesel	1985-81	Delco System	DR	DD	24	3745N
25000 Diesel	1980-74	Delco System	DR	DD	24	3745N
261B						
25000 Allis Dsl.	1985	42MT, 24 Volt	DR	42MT	24	6370N
25000 Diesel	1985-81	Delco System	DR	DD	24	3745N
25000 Diesel	1980-74	Delco System	DR	DD	24	3745N
460C						
12V-71N65 Diesel	1976-74	50MT, 24 Volt	DR	50MT	24	4930N
FS-11						
8215 Diesel	1985-83	Delco System	DR	50MT	24	4930N
8215 Diesel	1982-70	Marelli System	BO	DD	24	18032N
FS-20						
8285 Diesel	1985-81	Delco System	DR	50MT	24	4930N
FS-21						
8285 Diesel	1985-81	Delco System	DR	50MT	24	4930N
FS-22						
8215 Diesel	1985-83	Delco System	DR	50MT	24	4930N
8285 Diesel	1985-81	Delco System	DR	50MT	24	4930N
FS-23						
8215 Diesel	1985-83	Delco System	DR	50MT	24	4930N
8285 Diesel	1985-81	Delco System	DR	50MT	24	4930N

STARTERS

STARTERS

ENGINE	YEAR	APPLICATION	Mfg	Type	Volt	PART NUMBER
FIAT-ALLIS - Wheel Loader						
12G						
11000 Diesel	1978-74	Delco System	DR	DD	24	3745N
545B						
2900 Diesel	1983-82	Marelli System	BO	DD	12	18029N
2900 Diesel	1974	Delco System	DR	DD	12	3942N
8061 Diesel	1983-82	Marelli System	BO	DD	12	18029N
8061 Diesel	1983-71	Bosch System	BO	DD	12	18029N
605B						
2900 Diesel	1974	Delco System	DR	DD	12	3942N
645B						
3500 Diesel	1981-74	Delco System	DR	DD	24	3745N
8361 Diesel	1983-71	Bosch System	BO	DD	24	18033N
6G						
6000 Diesel	1974	Delco System	DR	DD	24	3745N
745						
8215 Diesel	1980-79	Delco System	DR	50MT	24	4930N
745B						
11000 Diesel	1979-73	Delco System	DR	DD	24	3745N
7G						
3500 Diesel	1974	Delco System	DR	DD	24	3745N
945						
25000 Diesel	1980-74	Delco System	DR	DD	24	3745N
25000 Diesel	1980	Delco System	DR	50MT	24	4930N
FL-10C						
8365 Diesel	1986-84	Delco System	DR	DD	24	6360N
8365 Diesel	1983-81	Delco System	DR	DD	24	3948N
FL-14C						
8205 Diesel	1985-84	42MT, 24 Volt	DR	42MT	24	6370N
8205 Diesel	1984-77	Delco System	DR	DD	24	3745N
FL-20						
8215 Diesel	1985-79	Delco System	DR	50MT	24	4930N
FL-4C						
8035 Diesel	1978-71	Bosch System	BO	DD	12	17093N
8035 Diesel		Marelli System	BO	DD	12	17093N
8035 Diesel		Marelli System	BO	DD	12	18029N
FL-4D						
8035 Diesel	1978-74	Marelli System	BO	DD	12	18029N
FL-4L						
8035 Diesel	1984-71	Marelli System	BO	DD	24	18030N
FR100						
All Engines	1994-	Marelli System	BO	DD	24	18033N
FR-10B						
8065 Diesel	1995-85	Marelli System	BO	DD	24	18033N
FR-11						
8065 Diesel	1995-85	Marelli System	BO	DD	24	18033N

STARTERS

ENGINE	YEAR	APPLICATION	Mfg	Type	Volt	PART NUMBER
FIAT-ALLIS - Wheel Loader (Cont'd)						
FR130						
All Engines	1994-	Marelli System	BO	DD	24	18033N
FR130.2						
All Engines	1998-	Marelli System	BO	DD	24	18033N
FR-15						
8365 Diesel	1986-84	Delco System	DR	DD	24	6360N
8365 Diesel	1983-81	Delco System	DR	DD	24	3948N
FR-15B						
8365 Diesel	1995-85	Delco System	DR	DD	24	6360N
FR-20						
8215 Diesel	1986-81	Delco System	DR	50MT	24	4930N
FR-35						
8285 Diesel	1992-81	Delco System	DR	50MT	24	4930N
FR-7						
8041 Diesel	1988-85	Bosch System	BO	DD	24	18030N
8041 Diesel	1985-83	Bosch System	BO	DD	24	18031N
FR70						
All Engines	All	Marelli System	BO	DD	24	18030N
FR-9						
8051 Diesel	1987-82	Bosch System	BO	DD	24	18030N
FR90						
All Engines	All	Marelli System	BO	DD	24	18030N
FW110						
All Engines	All	SN D3863-On (Bosch)	BO	DD	24	18033N
All Engines		To SN C3863 (Marelli)	BO	DD	24	18033N
FW130						
All Engines	All	SN D3863-On (Bosch)	BO	DD	24	18033N
All Engines		To SN C3863 (Marelli)	BO	DD	24	18033N
FW90						
All Engines	All	SN D3863-On (Bosch)	BO	DD	24	18033N
All Engines		To SN C3863 (Marelli)	BO	DD	24	18033N
FIAT-HESSTON - Tractor						
45.66						
8035 (2.7L) Diesel	1985-	Bosch System	BO	DD	12	17093N
55.46						
8035 (2.7L) Diesel	1988	Bosch System	BO	DD	12	17093N
55.56						
8035 (2.7L) Diesel	1988	Bosch System	BO	DD	12	17093N
55.65						
8035 (2.7L) Diesel	1989-88	Bosch System	BO	DD	12	17093N
55.66						
8035 (2.7L) Diesel	1985-	Bosch System	BO	DD	12	17093N
55.75						
8035 (2.7L) Diesel	1989-	Bosch System	BO	DD	12	17093N

STARTERS

STARTERS

ENGINE	YEAR	APPLICATION	Mfg	Type	Volt	PART NUMBER
FIAT-HESSTON - Tractor (Cont'd)						
55.85						
8035 (2.7L) Diesel	1992-	Bosch System	BO	DD	12	18029N
55.86						
8035 (2.7L) Diesel	1992-	Bosch System	BO	DD	12	17093N
55.88						
8035 (2.7L) Diesel	1989-	Bosch System	BO	DD	12	17093N
55.90						
8035 (2.7L) Diesel	1989-88	Bosch System	BO	DD	12	17093N
60.46						
8035 (3.0L) Diesel	1988	Bosch System	BO	DD	12	17093N
60.56						
8035 (3.0L) Diesel	1989-	Bosch System	BO	DD	12	17093N
60.65						
8035 (3.0L) Diesel	1989-88	Bosch System	BO	DD	12	17093N
60.66						
8035 (3.0L) Diesel	1984-	Bosch System	BO	DD	12	17093N
60.75						
8035 (3.0L) Diesel	1989-	Bosch System	BO	DD	12	17093N
60.85						
8035 (3.0L) Diesel	1992-	Bosch System	BO	DD	12	17093N
60.86						
8035 (3.0L) Diesel	1992-	Bosch System	BO	DD	12	17093N
60.88						
8035 (3.1L) Diesel	1989-	Bosch System	BO	DD	12	17093N
60.90						
8035 (3.0L) Diesel	1989-88	Bosch System	BO	DD	12	17093N
65.46						
8045 (3.6L) Diesel	1988	Bosch System	BO	DD	12	18029N
65.56						
8045 (3.6L) Diesel	1990-	Bosch System	BO	DD	12	18029N
65.66						
8045 (3.6L) Diesel	1987-	Bosch System	BO	DD	12	18029N
65.88						
8045 (3.6L) Diesel	1989-	Bosch System	BO	DD	12	18029N
65.90						
8045 (3.6L) Diesel	1987-	Bosch System	BO	DD	12	18029N
70.56						
8045 (3.6L) Diesel	1990-	Bosch System	BO	DD	12	18029N
70.65						
8045 (3.6L) Diesel	1989-88	Bosch System	BO	DD	12	18029N
70.66						
8045 (3.6L) Diesel	1984-	Bosch System	BO	DD	12	18029N
70.75						
8045 (3.6L) Diesel	1989-	Bosch System	BO	DD	12	18029N

STARTERS

STARTERS

ENGINE	YEAR	APPLICATION	Mfg	Type	Volt	PART NUMBER
FIAT-HESSTON - Tractor (Cont'd)						
70.76						
8045 (3.6L) Diesel	1990-	Bosch System	BO	DD	12	18029N
70.86						
8045 (3.6L) Diesel	1992-	Bosch System	BO	DD	12	18029N
70.88						
8045 (3.6L) Diesel	1989-	Bosch System	BO	DD	12	18029N
70.90						
8045 (3.6L) Diesel	1989-	Bosch System	BO	DD	12	18029N
80.65						
8045 (3.9L) Diesel	1989-88	Bosch System	BO	DD	12	18029N
80.66						
8045 (3.9L) Diesel	1988-	Bosch System	BO	DD	12	18029N
80.75						
8045 (3.9L) Diesel	1989-	Bosch System	BO	DD	12	18029N
80.88						
8045 (3.9L) Diesel	1989-	Bosch System	BO	DD	12	18029N
80.90						
8045 (3.9L) Diesel	1988-	Bosch System	BO	DD	12	18029N
82.86						
8045 (3.9L) Diesel	1992-	Bosch System	BO	DD	12	18029N
85.55						
8045 (3.9L) Diesel	1989-88	Bosch System	BO	DD	12	18029N
85.90						
8045 (3.9L) Diesel	1991-	Bosch System	BO	DD	12	18029N
FLEXI-COIL - Misc. Equipment						
Various Models						
8LD665.2 Diesel	Lombardini All	Air Seeders	BO	PMGR	12	18365N
FLEXTRAC NODWELL - Misc. Equipment						
FN160						
4-54 Detroit Diesel	All	Off Highway Track Machine, Delco System, 30MT	DR	37MT	12	6380N-PT
Various Models						
DD 3-53, 4-53, 6V-53	1975-70	Off Highway Track Machine, Delco System, 30MT	DR	37MT	12	6380N-PT
FORD - Agricultural Tractor						
2000						
3-158 Diesel	1974-65	Lucas System : M127 version	LU	DD	12	16608N-M127
3-158 Diesel		Lucas System M50 version	LU	DD	12	16608N-M50
2100						
3 Cyl. Diesel	1974-65	Lucas System : M127 version	LU	DD	12	16608N-M127
3 Cyl. Diesel		Lucas System M50 version	LU	DD	12	16608N-M50
2110						
3 Cyl. Diesel	1974-65	Lucas System : M127 version	LU	DD	12	16608N-M127
3 Cyl. Diesel		Lucas System M50 version	LU	DD	12	16608N-M50

STARTERS

STARTERS

ENGINE	YEAR	APPLICATION	Mfg	Type	Volt	PART NUMBER
FORD - Agricultural Tractor (Cont'd)						
2120						
3 Cyl. Diesel	1974-65	Lucas System : M127 version	LU	DD	12	16608N-M127
3 Cyl. Diesel		Lucas System M50 version	LU	DD	12	16608N-M50
4-139 Shibaura Diesel	2002-87	Mitsubishi System	MI	OSGR	12	17244N
Shibaura 4-138 Dsl.	2000-87	Mitsubishi PLGR	MI	PLGR	12	18238N
2300						
3 Cyl. Diesel	1974-65	Lucas System : M127 version	LU	DD	12	16608N-M127
3 Cyl. Diesel		Lucas System M50 version	LU	DD	12	16608N-M50
2310						
3 Cyl. Diesel	1974-65	Lucas System : M127 version	LU	DD	12	16608N-M127
3 Cyl. Diesel		Lucas System M50 version	LU	DD	12	16608N-M50
3-158 Diesel	1983-82	Hitachi System	HI	DD	12	17294
3-158 Diesel		Lucas System : M127 version	LU	DD	12	16608N-M127
3-158 Diesel		Lucas System M50 version	LU	DD	12	16608N-M50
2600						
3-158 Diesel	1981-75	Hitachi System	HI	DD	12	17294
2610						
3-175 Diesel	1983-81	Hitachi System	HI	DD	12	17294
3-175 Diesel		Lucas System : M127 version	LU	DD	12	16608N-M127
3-175 Diesel		Lucas System M50 version	LU	DD	12	16608N-M50
276						
4-239 Diesel	1992-86	Denso System	ND	OSGR	12	16990N
2810						
3-158 Diesel	1990-84	Hitachi System	HI	DD	12	17294
3-158 Diesel		Lucas System : M127 version	LU	DD	12	16608N-M127
3-158 Diesel		Lucas System M50 version	LU	DD	12	16608N-M50
2910						
3-175 Diesel	1990-83	Hitachi System	HI	DD	12	17294
3-175 Diesel		Lucas System : M127 version	LU	DD	12	16608N-M127
3-175 Diesel		Lucas System M50 version	LU	DD	12	16608N-M50
2N						
28HP - 4 Cyl.	1947-42	12V replacement unit	FO	DD	12	3109N-12V
28HP - 4 Cyl.		Ford System	FO	DD	6	3109N
3000						
3-158 Diesel	1975-65	Optional , Lucas System, M50 version	LU	DD	12	16608N-M50
3-158 Diesel		Optional, Lucas M127 version	LU	DD	12	16608N-M127
3-175 Diesel	1968-65	Optional , Lucas System, M50 version	LU	DD	12	16608N-M50
3-175 Diesel		Optional, Lucas M127 version	LU	DD	12	16608N-M127
3100						
3 Cyl. Diesel	1974-65	Hitachi System	HI	DD	12	17294
3 Cyl. Diesel		Lucas System : M127 version	LU	DD	12	16608N-M127
3 Cyl. Diesel		Lucas System M50 version	LU	DD	12	16608N-M50
3110						
3 Cyl. Diesel	1974-65	Hitachi System	HI	DD	12	17294
3 Cyl. Diesel		Lucas System : M127 version	LU	DD	12	16608N-M127
3 Cyl. Diesel		Lucas System M50 version	LU	DD	12	16608N-M50
3120						
3 Cyl. Diesel	1974-65	Hitachi System	HI	DD	12	17294
3 Cyl. Diesel		Lucas System : M127 version	LU	DD	12	16608N-M127
3 Cyl. Diesel		Lucas System M50 version	LU	DD	12	16608N-M50

STARTERS

ENGINE	YEAR	APPLICATION	Mfg	Type	Volt	PART NUMBER
FORD - Agricultural Tractor (Cont'd)						
3190						
3 Cyl. Diesel	1974-65	Hitachi System	HI	DD	12	17294
3 Cyl. Diesel		Lucas System : M127 version	LU	DD	12	16608N-M127
3 Cyl. Diesel		Lucas System M50 version	LU	DD	12	16608N-M50
3230						
3-192 Diesel	1993-90	Lucas System : M127 version	LU	DD	12	16608N-M127
3-192 Diesel		Lucas System M50 version	LU	DD	12	16608N-M50
3300						
3 Cyl. Diesel	1974-65	Hitachi System	HI	DD	12	17294
3 Cyl. Diesel		Lucas System : M127 version	LU	DD	12	16608N-M127
3 Cyl. Diesel		Lucas System M50 version	LU	DD	12	16608N-M50
3310						
3 Cyl. Diesel	1974-65	Hitachi System	HI	DD	12	17294
3 Cyl. Diesel		Lucas System : M127 version	LU	DD	12	16608N-M127
3 Cyl. Diesel		Lucas System M50 version	LU	DD	12	16608N-M50
3330						
3 Cyl. Diesel	1974-65	Hitachi System	HI	DD	12	17294
3 Cyl. Diesel		Lucas System : M127 version	LU	DD	12	16608N-M127
3 Cyl. Diesel		Lucas System M50 version	LU	DD	12	16608N-M50
3400						
3 Cyl. Diesel	1975-65	Hitachi System	HI	DD	12	17294
3 Cyl. Diesel		Lucas System : M127 version	LU	DD	12	16608N-M127
3 Cyl. Diesel		Lucas System M50 version	LU	DD	12	16608N-M50
3430						
3-192 Diesel	1998-90	Lucas System : M127 version	LU	DD	12	16608N-M127
3-192 Diesel		Lucas System M50 version	LU	DD	12	16608N-M50
3500						
3 Cyl. Diesel	1981-75	Hitachi System	HI	DD	12	17294
3 Cyl. Diesel		Lucas System : M127 version	LU	DD	12	16608N-M127
3 Cyl. Diesel		Lucas System M50 version	LU	DD	12	16608N-M50
3550						
3 Cyl. Diesel	1974-65	Hitachi System	HI	DD	12	17294
3 Cyl. Diesel		Lucas System : M127 version	LU	DD	12	16608N-M127
3 Cyl. Diesel		Lucas System M50 version	LU	DD	12	16608N-M50
3600						
3-175 Diesel	1981-75	Hitachi System	HI	DD	12	17294
3-175 Diesel		Lucas System : M127 version	LU	DD	12	16608N-M127
3-175 Diesel		Lucas System M50 version	LU	DD	12	16608N-M50
3610						
3-192 Diesel	1983-81	Hitachi System	HI	DD	12	17294
3-192 Diesel		Lucas System : M127 version	LU	DD	12	16608N-M127
3-192 Diesel		Lucas System M50 version	LU	DD	12	16608N-M50
3900						
3-192 Diesel	1981-75	Hitachi System	HI	DD	12	17294
3-192 Diesel		Lucas System : M127 version	LU	DD	12	16608N-M127
3-192 Diesel		Lucas System M50 version	LU	DD	12	16608N-M50
3910						
3-192 Diesel	1990-83	Hitachi System	HI	DD	12	17294
3-192 Diesel		Lucas System : M127 version	LU	DD	12	16608N-M127
3-192 Diesel		Lucas System M50 version	LU	DD	12	16608N-M50

STARTERS

STARTERS

ENGINE	YEAR	APPLICATION	Mfg	Type	Volt	PART NUMBER
FORD - Agricultural Tractor (Cont'd)						
3930						
3-201 Diesel	1999-92	Bosch System (4/92-On)	BO	DD	12	18024N
3-201 Diesel	1992	Lucas System (To 3/92), M127 version	LU	DD	12	16608N-M127
3-201 Diesel		Lucas System (To 3/92), M50 version	LU	DD	12	16608N-M50
3-201 Diesel	1991-90	Lucas M127 version	LU	DD	12	16608N-M127
3-201 Diesel		Lucas System, M50 version	LU	DD	12	16608N-M50
4000						
3-192 Diesel	1974-65	Hitachi System	HI	DD	12	17294
3-192 Diesel		Lucas System : M127 version	LU	DD	12	16608N-M127
3-192 Diesel		Lucas System M50 version	LU	DD	12	16608N-M50
3-201 Diesel		Hitachi System	HI	DD	12	17294
3-201 Diesel		Lucas System : M127 version	LU	DD	12	16608N-M127
3-201 Diesel		Lucas System M50 version	LU	DD	12	16608N-M50
4100						
3-183 Diesel	1981-65	Hitachi System	HI	DD	12	17294
3-183 Diesel		Lucas System : M127 version	LU	DD	12	16608N-M127
3-183 Diesel		Lucas System M50 version	LU	DD	12	16608N-M50
4110						
3-201 Diesel	1990-65	Hitachi System	HI	DD	12	17294
3-201 Diesel		Lucas System : M127 version	LU	DD	12	16608N-M127
3-201 Diesel		Lucas System M50 version	LU	DD	12	16608N-M50
4140						
3-201 Diesel	1974-65	Hitachi System	HI	DD	12	17294
3-201 Diesel		Lucas System : M127 version	LU	DD	12	16608N-M127
3-201 Diesel		Lucas System M50 version	LU	DD	12	16608N-M50
4200						
3-201 Diesel	1974-65	Hitachi System	HI	DD	12	17294
3-201 Diesel		Lucas System : M127 version	LU	DD	12	16608N-M127
3-201 Diesel		Lucas System M50 version	LU	DD	12	16608N-M50
4330						
3 Cyl. Diesel	1974-65	Hitachi System	HI	DD	12	17294
3 Cyl. Diesel		Lucas System : M127 version	LU	DD	12	16608N-M127
3 Cyl. Diesel		Lucas System M50 version	LU	DD	12	16608N-M50
4340						
3 Cyl. Diesel	1974-65	Hitachi System	HI	DD	12	17294
3 Cyl. Diesel		Lucas System : M127 version	LU	DD	12	16608N-M127
3 Cyl. Diesel		Lucas System M50 version	LU	DD	12	16608N-M50
4400						
3 Cyl. Diesel	1974-65	Hitachi System	HI	DD	12	17294
3 Cyl. Diesel		Lucas System : M127 version	LU	DD	12	16608N-M127
3 Cyl. Diesel		Lucas System M50 version	LU	DD	12	16608N-M50
4410						
3 Cyl. Diesel	1974-69	Hitachi System	HI	DD	12	17294
3 Cyl. Diesel		Lucas System : M127 version	LU	DD	12	16608N-M127
3 Cyl. Diesel		Lucas System M50 version	LU	DD	12	16608N-M50
4500						
3 Cyl. Diesel	1974-65	Hitachi System	HI	DD	12	17294
3 Cyl. Diesel		Lucas System : M127 version	LU	DD	12	16608N-M127
3 Cyl. Diesel		Lucas System M50 version	LU	DD	12	16608N-M50
4600						
3-201 Diesel	1981-75	Hitachi System	HI	DD	12	17294

STARTERS

ENGINE	YEAR	APPLICATION	Mfg	Type	Volt	PART NUMBER
FORD - Agricultural Tractor (Cont'd)						
4600 (Cont'd)						
3-201 Diesel		Lucas System : M127 version	LU	DD	12	16608N-M127
3-201 Diesel		Lucas System M50 version	LU	DD	12	16608N-M50
4610						
3-201 Diesel	1990-81	Hitachi System	HI	DD	12	17294
3-201 Diesel		Lucas System : M127 version	LU	DD	12	16608N-M127
3-201 Diesel		Lucas System M50 version	LU	DD	12	16608N-M50
4630						
3-201 Diesel	1999-92	Bosch System (4/92-On)	BO	DD	12	18024N
3-201 Diesel	1992	Lucas System (To 3/92), M127 version	LU	DD	12	16608N-M127
3-201 Diesel		Lucas System (To 3/92), M50 version	LU	DD	12	16608N-M50
3-201 Diesel	1991-90	Lucas M127 version	LU	DD	12	16608N-M127
3-201 Diesel		Lucas System, M50 version	LU	DD	12	16608N-M50
4830						
3-201 Diesel	1994-92	Bosch System (4/92-On)	BO	DD	12	18024N
3-201 Diesel	1992	Lucas System (To 3/92), M50 version	LU	DD	12	16608N-M50
3-201 Diesel	1991-90	Lucas M127 version	LU	DD	12	16608N-M127
3-201 Diesel		Lucas System, M50 version	LU	DD	12	16608N-M50
4835						
4-220 Diesel	1998-95	Bosch System	BO	PLGR	12	18374N
4-220 Diesel		Marelli System	BO	DD	12	18029N
5000						
4-233 Diesel	1975-65	Hitachi System	HI	DD	12	17294
4-233 Diesel		Lucas System : M127 version	LU	DD	12	16608N-M127
4-233 Diesel		Lucas System M50 version	LU	DD	12	16608N-M50
4-256 Diesel		Hitachi System	HI	DD	12	17294
4-256 Diesel		Lucas System : M127 version	LU	DD	12	16608N-M127
4-256 Diesel		Lucas System M50 version	LU	DD	12	16608N-M50
501 Series						
134ci - 4 Cyl. Gas	1962-57	Ford System	FO	DD	6	3110N
5010S						
All Engines	2000-96	Bosch System	BO	PLGR	12	18950N
5030						
4-256 Diesel	1998-92	Bosch System (4/92-On)	BO	DD	12	18024N
4-256 Diesel	1992	Lucas System (To 3/92), M127 version	LU	DD	12	16608N-M127
4-256 Diesel		Lucas System (To 3/92), M50 version	LU	DD	12	16608N-M50
5100						
Diesel Engines	1974-65	Hitachi System	HI	DD	12	17294
Diesel Engines		Lucas System : M127 version	LU	DD	12	16608N-M127
Diesel Engines		Lucas System M50 version	LU	DD	12	16608N-M50
5110						
All Engines	1991-84	Lucas System : M127 version	LU	DD	12	16608N-M127
All Engines		Lucas System, M50 version	LU	DD	12	16608N-M50
5200						
Diesel Engines	1974-67	Hitachi System	HI	DD	12	17294
Diesel Engines		Lucas System : M127 version	LU	DD	12	16608N-M127
Diesel Engines		Lucas System M50 version	LU	DD	12	16608N-M50
5340						
Diesel Engines	1974-68	Hitachi System	HI	DD	12	17294
Diesel Engines		Lucas System : M127 version	LU	DD	12	16608N-M127

STARTERS

ENGINE	YEAR	APPLICATION	Mfg	Type	Volt	PART NUMBER
FORD - Agricultural Tractor (Cont'd)						
5340 (Cont'd)						
Diesel Engines		Lucas System M50 version	LU	DD	12	16608N-M50
5600						
4-256 Diesel	1981-75	Lucas System : M127 version	LU	DD	12	16608N-M127
4-256 Diesel		Lucas System M50 version	LU	DD	12	16608N-M50
5610						
4-256 Diesel	1992-81	Hitachi System	HI	DD	12	17294
4-256 Diesel		Lucas System : M127 version	LU	DD	12	16608N-M127
4-256 Diesel		Lucas System M50 version	LU	DD	12	16608N-M50
5610S						
4-268 Diesel	1996-93	Bosch System	BO	DD	12	18024N
5640						
4-268 Diesel	1997-92	Bosch System (Std.)	BO	DD	12	18024N
5640SL						
4-268 Diesel	1997-94	Bosch System (Std.)	BO	DD	12	18024N
5640SLE						
4-268 Diesel	1997-94	Bosch System (Std.)	BO	DD	12	18024N
5900						
4-256 Diesel	1993-85	Lucas System : M127 version	LU	DD	12	16608N-M127
4-256 Diesel		Lucas System M50 version	LU	DD	12	16608N-M50
601 Series						
134ci - 4 Cyl. Gas	1962-57	Ford System	FO	DD	6	3110N
640						
134ci - 4 Cyl.	1957-54	Ford System	FO	DD	6	3110N
641						
134ci - 4 Cyl.	1962-57	Ford System	FO	DD	6	3110N
651						
134ci - 4 Cyl.	1962-57	Ford System	FO	DD	6	3110N
660						
134ci - 4 Cyl.	1957-54	Ford System	FO	DD	6	3110N
6600						
4-256 Diesel	1981-75	Lucas System : M127 version	LU	DD	12	16608N-M127
4-256 Diesel		Lucas System M50 version	LU	DD	12	16608N-M50
6610						
4-268 Diesel	1992-82	Lucas System : M127 version	LU	DD	12	16608N-M127
4-268 Diesel		Lucas System M50 version	LU	DD	12	16608N-M50
6640						
4-304 Diesel	1997-92	Bosch System (Std.)	BO	DD	12	18024N
6640SL						
4-304 Diesel	1997-94	Bosch System (Std.)	BO	DD	12	18024N
6640SLE						
4-304 Diesel	1997-94	Bosch System (Std.)	BO	DD	12	18024N
6700						
4-256 Diesel	1981-75	Lucas System : M127 version	LU	DD	12	16608N-M127
4-256 Diesel		Lucas System M50 version	LU	DD	12	16608N-M50

STARTERS

ENGINE	YEAR	APPLICATION	Mfg	Type	Volt	PART NUMBER
FORD - Agricultural Tractor (Cont'd)						
6710						
4-256 Diesel	1985-82	Lucas System : M127 version	LU	DD	12	16608N-M127
4-256 Diesel		Lucas System M50 version	LU	DD	12	16608N-M50
681						
134ci - 4 Cyl.	1962-57	Ford System	FO	DD	6	3110N
7000						
4-256 Diesel	1975-71	Lucas System : M127 version	LU	DD	12	16608N-M127
4-256 Diesel		Lucas System M50 version	LU	DD	12	16608N-M50
701 Series						
134ci - 4 Cyl.	1968-62	Ford System	FO	DD	6	3110N
7100						
4-256 Diesel	1975-73	Lucas System : M127 version	LU	DD	12	16608N-M127
4-256 Diesel		Lucas System M50 version	LU	DD	12	16608N-M50
7200						
4-256 Diesel	1975-73	Lucas System : M127 version	LU	DD	12	16608N-M127
4-256 Diesel		Lucas System M50 version	LU	DD	12	16608N-M50
740						
134ci - 4 Cyl.	1957-54	Ford System	FO	DD	6	3110N
7400						
4-256 Diesel	1976-75	Lucas System : M127 version	LU	DD	12	16608N-M127
4-256 Diesel		Lucas System M50 version	LU	DD	12	16608N-M50
7600						
4-256 Diesel	1981-75	Lucas System : M127 version	LU	DD	12	16608N-M127
4-256 Diesel		Lucas System M50 version	LU	DD	12	16608N-M50
7700						
4-256 Diesel	1981-75	Lucas System : M127 version	LU	DD	12	16608N-M127
4-256 Diesel		Lucas System M50 version	LU	DD	12	16608N-M50
7710						
4-268 Diesel	1991-82	Lucas System : M127 version	LU	DD	12	16608N-M127
4-268 Diesel		Lucas System M50 version	LU	DD	12	16608N-M50
7740						
4-304 Diesel	1997-92	Bosch System (Std.)	BO	DD	12	18024N
7740SL						
4-304 Diesel	1997-94	Bosch System (Std.)	BO	DD	12	18024N
7740SLE						
4-304 Diesel	1997-94	Bosch System (Std.)	BO	DD	12	18024N
7810						
6-401 Diesel	1991-78	Lucas System : M127 version	LU	DD	12	16608N-M127
6-401 Diesel		Lucas System M50 version	LU	DD	12	16608N-M50
7840						
6-401 Diesel	1997-92	Bosch System (Std.)	BO	DD	12	18024N
7840SL						
6-401 Diesel	1997-94	Bosch System (Std.)	BO	DD	12	18024N
7840SLE						
6-401 Diesel	1997-94	Bosch System (Std.)	BO	DD	12	18024N

STARTERS

ENGINE	YEAR	APPLICATION	Mfg	Type	Volt	PART NUMBER
FORD - Agricultural Tractor (Cont'd)						
8000						
6-401 Diesel	1987-68	Lucas System : M127 version	LU	DD	12	16608N-M127
6-401 Diesel		Lucas System M50 version	LU	DD	12	16608N-M50
801 Series						
172ci - 4 Cyl. Gas	1968-62	Ford System	FO	DD	6	3110N
8210						
6-401 Diesel	1991-78	Lucas System : M127 version	LU	DD	12	16608N-M127
6-401 Diesel		Lucas System M50 version	LU	DD	12	16608N-M50
8240						
6-456 Diesel	1997-92	Bosch System (Std.)	BO	DD	12	18024N
8240SL						
6-456 Diesel	1997-94	Bosch System (Std.)	BO	DD	12	18024N
8240SLE						
6-456 Diesel	1997-94	Bosch System (Std.)	BO	DD	12	18024N
8340						
6-456 Diesel	1997-92	Bosch System (Std.)	BO	DD	12	18024N
8340SL						
6-456 Diesel	1997-94	Bosch System (Std.)	BO	DD	12	18024N
8340SLE						
6-456 Diesel	1997-94	Bosch System (Std.)	BO	DD	12	18024N
841						
172ci - 4 Cyl.	1962-57	Ford System	FO	DD	6	3110N
850						
172ci - 4 Cyl.	1957-54	Ford System	FO	DD	6	3110N
851						
172ci - 4 Cyl.	1962-57	Ford System	FO	DD	6	3110N
8530						
6-401 Diesel	1993-90	Lucas System : M127 version	LU	DD	12	16608N-M127
6-401 Diesel		Lucas System M50 version	LU	DD	12	16608N-M50
860						
172ci - 4 Cyl.	1957-54	Ford System	FO	DD	6	3110N
8600						
6-401 Diesel	1976-72	Lucas System : M127 version	LU	DD	12	16608N-M127
6-401 Diesel		Lucas System M50 version	LU	DD	12	16608N-M50
8700						
6-401 Diesel	1979-77	Lucas System : M127 version	LU	DD	12	16608N-M127
6-401 Diesel		Lucas System M50 version	LU	DD	12	16608N-M50
8730						
6-401 Diesel	1993-90	Lucas System : M127 version	LU	DD	12	16608N-M127
6-401 Diesel		Lucas System M50 version	LU	DD	12	16608N-M50
881						
172ci - 4 Cyl.	1962-57	Ford System	FO	DD	6	3110N
8830						
6-401 Diesel	1993-90	Lucas System : M127 version	LU	DD	12	16608N-M127
6-401 Diesel		Lucas System M50 version	LU	DD	12	16608N-M50

STARTERS

ENGINE	YEAR	APPLICATION	Mfg	Type	Volt	PART NUMBER
FORD - Agricultural Tractor (Cont'd)						
8N						
30HP - 4 Cyl.	1952-47	12V replacement unit	FO	DD	12	3109N-12V
30HP - 4 Cyl.		Ford System	FO	DD	6	3109N
9000						
6-401 Diesel	1972-70	Lucas System : M127 version	LU	DD	12	16608N-M127
6-401 Diesel		Lucas System M50 version	LU	DD	12	16608N-M50
901 Series						
172ci - 4 Cyl. Gas	1968-62	Ford System	FO	DD	6	3110N
9030						
4-268 Diesel	1998-90	Lucas System : M127 version	LU	DD	12	16608N-M127
4-268 Diesel		Lucas System M50 version	LU	DD	12	16608N-M50
960						
172ci - 4 Cyl.	1957-54	Ford System	FO	DD	6	3110N
9600						
6-401 Diesel	1976-72	Lucas System : M127 version	LU	DD	12	16608N-M127
6-401 Diesel		Lucas System M50 version	LU	DD	12	16608N-M50
9700						
6-401 Diesel	1979-77	Lucas System : M127 version	LU	DD	12	16608N-M127
6-401 Diesel		Lucas System M50 version	LU	DD	12	16608N-M50
9N						
28HP - 4 Cyl.	1943-39	12V replacement unit	FO	DD	12	3109N-12V
28HP - 4 Cyl.		Ford System	FO	DD	6	3109N
NAA						
134ci - 4 Cyl.	1954-52	Ford System	FO	DD	6	3110N
TW-10						
6-401 Diesel	1983-79	Lucas System : M127 version	LU	DD	12	16608N-M127
6-401 Diesel		Lucas System M50 version	LU	DD	12	16608N-M50
TW-15						
6-401 Diesel	1989-83	Lucas System : M127 version	LU	DD	12	16608N-M127
6-401 Diesel		Lucas System M50 version	LU	DD	12	16608N-M50
TW-20						
6-401 Diesel	1983-79	Lucas System : M127 version	LU	DD	12	16608N-M127
6-401 Diesel		Lucas System M50 version	LU	DD	12	16608N-M50
TW-25						
6-401 Diesel	1989-79	Lucas System : M127 version	LU	DD	12	16608N-M127
6-401 Diesel		Lucas System M50 version	LU	DD	12	16608N-M50
TW-30						
6-401 Diesel	1983-79	Lucas System : M127 version	LU	DD	12	16608N-M127
6-401 Diesel		Lucas System M50 version	LU	DD	12	16608N-M50
TW-35						
6-401 Diesel	1989-79	Lucas System : M127 version	LU	DD	12	16608N-M127
6-401 Diesel		Lucas System M50 version	LU	DD	12	16608N-M50
TW-5						
6-401 Diesel	1989-83	Lucas System : M127 version	LU	DD	12	16608N-M127
6-401 Diesel		Lucas System M50 version	LU	DD	12	16608N-M50
1156						
Cummins Diesel	1992-88	Delco System	DR	42MT	12	6356N

STARTERS

ENGINE	YEAR	APPLICATION	Mfg	Type	Volt	PART NUMBER
FORD - Agricultural Tractor (Cont'd)						
846						
Cummins LT10A Diesel	1993-88	Delco System	DR	42MT	12	6356N
876						
Cummins LTA10A Diesel	1993-88	Delco System	DR	42MT	12	6356N
9280						
6-611 Diesel	1996-94	Delco System (w/Jump Start Protection)	DR	42MT	12	6513N
Cummins LT10A Diesel		Delco System	DR	42MT	12	6356N
936						
Cummins N14 Diesel	1998-88	Delco System	DR	42MT	12	6356N
946						
Cummins NTA855A Diesel	1993-89	Delco System	DR	42MT	12	6356N
9480						
6-855 Diesel	1996-95	Delco System (w/Jump Start Protection)	DR	42MT	12	6513N
6-855 Diesel	1994	Delco System (w/Jump Start Protection)	DR	42MT	12	6513N
Cummins NTA855A Diesel	1996-94	Delco System	DR	42MT	12	6356N
9680						
6-855 Diesel	1996-94	Delco System (w/Jump Start Protection)	DR	42MT	12	6513N
Cummins NTA855A Diesel		Delco System	DR	42MT	12	6356N
976						
Cummins NTA855A Diesel	1993-88	Delco System	DR	42MT	12	6356N
9880						
6-855 Diesel	1996-94	Delco System (w/Jump Start Protection)	DR	42MT	12	6513N
FORD - Backhoe						
420						
3-175 Diesel	1978-75	Lucas System : M127 version	LU	DD	12	16608N-M127
3-175 Diesel		Lucas System M50 version	LU	DD	12	16608N-M50
455						
3 Cyl. Diesel	1988-87	Lucas System : M127 version	LU	DD	12	16608N-M127
3 Cyl. Diesel		Lucas System M50 version	LU	DD	12	16608N-M50
455C						
3-201 Diesel	1992-89	Lucas System : M127 version	LU	DD	12	16608N-M127
3-201 Diesel		Lucas System M50 version	LU	DD	12	16608N-M50
455D						
3-201 Diesel	1997-92	Lucas System : M127 version	LU	DD	12	16608N-M127
3-201 Diesel		Lucas System M50 version	LU	DD	12	16608N-M50
5500						
Diesel Engines	1973-67	Lucas System : M127 version	LU	DD	12	16608N-M127
Diesel Engines		Lucas System M50 version	LU	DD	12	16608N-M50
555						
3 Cyl. Diesel	1984-78	Lucas System : M127 version	LU	DD	12	16608N-M127
3 Cyl. Diesel		Lucas System M50 version	LU	DD	12	16608N-M50
555A						
3 Cyl. Diesel	1985-84	Lucas System : M127 version	LU	DD	12	16608N-M127

STARTERS

ENGINE	YEAR	APPLICATION	Mfg	Type	Volt	PART NUMBER
FORD - Backhoe (Cont'd)						
555A (Cont'd)						
3 Cyl. Diesel		Lucas System M50 version	LU	DD	12	16608N-M50
555B						
3 Cyl. Diesel	1988-85	Lucas System : M127 version	LU	DD	12	16608N-M127
3 Cyl. Diesel		Lucas System M50 version	LU	DD	12	16608N-M50
555C						
3 Cyl. Diesel	1992	Bosch System	BO	DD	12	18024N
4-256 Diesel	1991-89	Lucas System : M127 version	LU	DD	12	16608N-M127
4-256 Diesel		Lucas System M50 version	LU	DD	12	16608N-M50
555D						
4-256 Diesel	1997-92	Bosch System	BO	DD	12	18024N
555E						
4-268 Diesel	1998-96	Bosch System	BO	DD	12	18024N
575D						
4-256 Diesel	1997-92	Bosch System	BO	DD	12	18024N
575E						
4-304 Diesel	1998-96	Bosch System	BO	DD	12	18024N
650						
4-256 Diesel	1977-75	Lucas System : M127 version	LU	DD	12	16608N-M127
4-256 Diesel		Lucas System M50 version	LU	DD	12	16608N-M50
6500						
All Engines	1976-73	Lucas System : M127 version	LU	DD	12	16608N-M127
All Engines		Lucas System M50 version	LU	DD	12	16608N-M50
655A						
4-256 Diesel	1988-85	Lucas System : M127 version	LU	DD	12	16608N-M127
4-256 Diesel		Lucas System M50 version	LU	DD	12	16608N-M50
655C						
4-268 Diesel	1992	Bosch System	BO	DD	12	18024N
4-268 Diesel	1991-89	Lucas System : M127 version	LU	DD	12	16608N-M127
4-268 Diesel		Lucas System M50 version	LU	DD	12	16608N-M50
655D						
4-268 Diesel	1997-92	Bosch System	BO	DD	12	18024N
655E						
4-304 Diesel	1997-96	Bosch System	BO	DD	12	18024N
675D						
4-268 Diesel	1997-92	Bosch System	BO	DD	12	18024N
675E						
4-304 Diesel	1998-96	Bosch System	BO	DD	12	18024N
750						
4 Cyl. Diesel	1979-75	Lucas System : M127 version	LU	DD	12	16608N-M127
4 Cyl. Diesel		Lucas System M50 version	LU	DD	12	16608N-M50
7500						
All Engines	1976-73	Lucas System : M127 version	LU	DD	12	16608N-M127
All Engines		Lucas System M50 version	LU	DD	12	16608N-M50
755						
4 Cyl. Diesel	1984-79	Lucas System : M127 version	LU	DD	12	16608N-M127
4 Cyl. Diesel		Lucas System M50 version	LU	DD	12	16608N-M50

STARTERS

STARTERS

ENGINE	YEAR	APPLICATION	Mfg	Type	Volt	PART NUMBER
FORD - Backhoe (Cont'd)						
755A						
4 Cyl. Diesel	1986-84	Lucas System : M127 version	LU	DD	12	16608N-M127
4 Cyl. Diesel		Lucas System M50 version	LU	DD	12	16608N-M50
FORD - Combine						
620						
Gas or Diesel Engines	1974-67	Lucas System : M127 version	LU	DD	12	16608N-M127
Gas or Diesel Engines		Lucas System M50 version	LU	DD	12	16608N-M50
622						
Gas or Diesel Engines	1974-67	Lucas System : M127 version	LU	DD	12	16608N-M127
Gas or Diesel Engines		Lucas System M50 version	LU	DD	12	16608N-M50
FORD - Engine Industrial						
D						
All Engines	1962-55	Ford System	FO	DD	6	3110N
E						
All Engines	1962-55	Ford System	FO	DD	6	3110N
FORD - Industrial Tractor						
231						
3-158 Diesel	1981-75	Lucas System : M127 version	LU	DD	12	16608N-M127
3-158 Diesel		Lucas System M50 version	LU	DD	12	16608N-M50
233						
3-158 Diesel	1977-75	Lucas System : M127 version	LU	DD	12	16608N-M127
3-158 Diesel		Lucas System M50 version	LU	DD	12	16608N-M50
250C						
3 Cyl. Diesel	1994-90	Lucas System : M127 version	LU	DD	12	16608N-M127
3 Cyl. Diesel		Lucas System M50 version	LU	DD	12	16608N-M50
260C						
3 Cyl. Diesel	1994-90	Lucas System : M127 version	LU	DD	12	16608N-M127
3 Cyl. Diesel		Lucas System M50 version	LU	DD	12	16608N-M50
296C						
Cummins 3.9L	1992-85	Denso System	ND	OSGR	12	16990N
333						
3-175 Diesel	1977-75	Lucas System : M127 version	LU	DD	12	16608N-M127
3-175 Diesel		Lucas System M50 version	LU	DD	12	16608N-M50
335						
3-175 Diesel	1978-75	Lucas System : M127 version	LU	DD	12	16608N-M127
3-175 Diesel		Lucas System M50 version	LU	DD	12	16608N-M50
340						
3-175 Diesel	1981-79	Lucas System : M127 version	LU	DD	12	16608N-M127
3-175 Diesel		Lucas System M50 version	LU	DD	12	16608N-M50
340A						
3-175 Diesel	1984-81	Lucas System : M127 version	LU	DD	12	16608N-M127
3-175 Diesel		Lucas System M50 version	LU	DD	12	16608N-M50
340B						
3-175 Diesel	1984-81	Lucas System : M127 version	LU	DD	12	16608N-M127
3-175 Diesel		Lucas System M50 version	LU	DD	12	16608N-M50

STARTERS

ENGINE	YEAR	APPLICATION	Mfg	Type	Volt	PART NUMBER
FORD - Industrial Tractor (Cont'd)						
345C						
3 Cyl. Diesel	1992-89	Lucas System : M127 version	LU	DD	12	16608N-M127
3 Cyl. Diesel		Lucas System M50 version	LU	DD	12	16608N-M50
345D						
3 Cyl. Diesel	1997-92	Lucas System : M127 version	LU	DD	12	16608N-M127
3 Cyl. Diesel		Lucas System M50 version	LU	DD	12	16608N-M50
445						
3-183 Diesel	1983-79	Lucas System : M127 version	LU	DD	12	16608N-M127
3-183 Diesel		Lucas System M50 version	LU	DD	12	16608N-M50
445A						
3-183 Diesel	1988-84	Lucas System : M127 version	LU	DD	12	16608N-M127
3-183 Diesel		Lucas System M50 version	LU	DD	12	16608N-M50
445C						
3-183 Diesel	1992-89	Lucas System : M127 version	LU	DD	12	16608N-M127
3-183 Diesel		Lucas System M50 version	LU	DD	12	16608N-M50
445D						
3-183 Diesel	1998-92	Lucas System : M127 version	LU	DD	12	16608N-M127
3-183 Diesel		Lucas System M50 version	LU	DD	12	16608N-M50
515						
3-201 Diesel	1978-75	Lucas System : M127 version	LU	DD	12	16608N-M127
3-201 Diesel		Lucas System M50 version	LU	DD	12	16608N-M50
531						
3-201 Diesel	1981-75	Lucas System : M127 version	LU	DD	12	16608N-M127
3-201 Diesel		Lucas System M50 version	LU	DD	12	16608N-M50
535						
3-201 Diesel	1977-75	Lucas System : M127 version	LU	DD	12	16608N-M127
3-201 Diesel		Lucas System M50 version	LU	DD	12	16608N-M50
540A						
3-201 Diesel	1984-81	Hitachi System	HI	DD	12	17294
3-201 Diesel		Lucas System : M127 version	LU	DD	12	16608N-M127
3-201 Diesel		Lucas System M50 version	LU	DD	12	16608N-M50
540B						
3-201 Diesel	1988-84	Hitachi System	HI	DD	12	17294
3-201 Diesel		Lucas System : M127 version	LU	DD	12	16608N-M127
3-201 Diesel		Lucas System M50 version	LU	DD	12	16608N-M50
545						
3 Cyl. Diesel	1983-79	Lucas System : M127 version	LU	DD	12	16608N-M127
3 Cyl. Diesel		Lucas System M50 version	LU	DD	12	16608N-M50
545A						
3 Cyl. Diesel	1988-84	Hitachi System	HI	DD	12	17294
3 Cyl. Diesel		Lucas System : M127 version	LU	DD	12	16608N-M127
3 Cyl. Diesel		Lucas System M50 version	LU	DD	12	16608N-M50
545C						
3 Cyl. Diesel	1992-89	Lucas System : M127 version	LU	DD	12	16608N-M127
3 Cyl. Diesel		Lucas System M50 version	LU	DD	12	16608N-M50
545D						
3 Cyl. Diesel	1998-92	Lucas System : M127 version	LU	DD	12	16608N-M127
3 Cyl. Diesel		Lucas System M50 version	LU	DD	12	16608N-M50

STARTERS

STARTERS

ENGINE	YEAR	APPLICATION	Mfg	Type	Volt	PART NUMBER
FORD - Industrial Tractor (Cont'd)						
550						
3 Cyl. Diesel	1978-75	Lucas System : M127 version	LU	DD	12	16608N-M127
3 Cyl. Diesel		Lucas System M50 version	LU	DD	12	16608N-M50
A62						
4-256 Diesel	1984-74	Lucas System : M127 version	LU	DD	12	16608N-M127
4-256 Diesel		Lucas System M50 version	LU	DD	12	16608N-M50
A64						
6-401 Diesel	1984-74	Lucas System : M127 version	LU	DD	12	16608N-M127
6-401 Diesel		Lucas System M50 version	LU	DD	12	16608N-M50
A66						
6-401 Diesel	1987-74	Lucas System : M127 version	LU	DD	12	16608N-M127
6-401 Diesel		Lucas System M50 version	LU	DD	12	16608N-M50
FORD - Skid Steer Loader						
CL25						
Shibaura Diesel	1986-83	Hitachi System	HI	DD	12	17300N
CL35						
Shibaura Diesel	1986-83	Mitsubishi System	MI	OSGR	12	17244N
FORD - Tractor - Compact						
1000						
2-77 Shibaura Diesel	1978-73	Hitachi System	HI	DD	12	17331N
1100						
2-43 Shibaura Diesel	1982-79	Hitachi System	HI	DD	12	17305N
1110						
2-43 Shibaura Diesel	1986-83	Hitachi System	HI	DD	12	17305N
1120						
3-53 Shibaura Diesel	1994-87	Denso System	ND	OSGR	12	17366N
1200						
2-43 Shibaura Diesel	1982-79	Hitachi System	HI	DD	12	17305N
1215						
3-54 Shibaura Diesel	1998-93	Denso System	ND	OSGR	12	17366N
1220						
3-58 Shibaura Diesel	1998-87	Denso System	ND	OSGR	12	17366N
1300						
2-49 Shibaura Diesel	1982-81	Hitachi System	HI	DD	12	17305N
1310						
3-58 Shibaura Diesel	1986-83	Hitachi System	HI	DD	12	17300N
1320						
3-77 Shibaura Diesel	1998-87	Original Starter (11-Tooth Drive)	MI	OSGR	12	17244N
3-77 Shibaura Diesel		Replacement (9-Tooth Drive)	MI	PMGR	12	18395N
1500						
2 Cyl. Shibaura Diesel	1982-79	Hitachi System	HI	DD	12	17331N
1510						
3-68 Shibaura Diesel	1986-83	Hitachi System	HI	DD	12	17300N

STARTERS

ENGINE	YEAR	APPLICATION	Mfg	Type	Volt	PART NUMBER
FORD - Tractor - Compact (Cont'd)						
1520						
3-81 Shibaura Diesel	1997-87	Original Starter (11-Tooth Drive)	MI	OSGR	12	17244N
3-81 Shibaura Diesel		Replacement (9-Tooth Drive)	MI	PMGR	12	18395N
1530						
3-81 Shibaura Diesel	1998-96	Original Starter (11-Tooth Drive)	MI	OSGR	12	17244N
3-81 Shibaura Diesel		Replacement (9-Tooth Drive)	MI	PMGR	12	18395N
1600						
2-77 Shibaura Diesel	1979-76	Hitachi System	HI	DD	12	17331N
1620						
3-81 Shibaura Diesel	1998-96	Original Starter (11-Tooth Drive)	MI	OSGR	12	17244N
3-81 Shibaura Diesel	1979-76	Replacement (9-Tooth Drive)	MI	PMGR	12	18395N
1630						
3-81 Shibaura Diesel	1999-97	Original Starter (11-Tooth Drive)	MI	OSGR	12	17244N
3-81 Shibaura Diesel		Replacement (9-Tooth Drive)	MI	PMGR	12	18395N
1700						
2-78 Shibaura Diesel	1982-79	Hitachi System	HI	DD	12	17331N
1710						
3-85 Shibaura Diesel	1987-83	Mitsubishi System	MI	PMGR	12	18395N
1715						
3-81 Shibaura Diesel	1997-93	Original Starter (11-Tooth Drive)	MI	OSGR	12	17244N
3-81 Shibaura Diesel		Replacement (9-Tooth Drive)	MI	PMGR	12	18395N
1720						
3-91 Shibaura Diesel	2002-87	Original Starter (11-Tooth Drive)	MI	OSGR	12	17244N
3-91 Shibaura Diesel		Replacement (9-Tooth Drive)	MI	PMGR	12	18395N
1725						
3-81 Shibaura Diesel	1998-96	Mitsubishi System	MI	PMGR	12	18395N
1920						
4-122 Shibaura Diesel	2002-97	Denso (12/1/96-On)	ND	OSGR	12	18139N
4-122 Shibaura Diesel	1996-93	Denso (6/30/93 - 11/30/96)	ND	OSGR	12	18139N
4-122 Shibaura Diesel	1993-87	Mitsubishi (To 6/30/93)	MI	OSGR	12	17244N
1925						
3-91 Shibaura Diesel	1998-96	Original Starter (11-Tooth Drive)	MI	OSGR	12	17244N
3-91 Shibaura Diesel		Replacement (9-Tooth Drive)	MI	PMGR	12	18395N
3415						
4-135 Shibaura Diesel	2002-93	Denso (12/1/96-On)	ND	OSGR	12	18139N
4-135 Shibaura Diesel		Denso (6/30/93 - 11/30/96)	ND	OSGR	12	18139N
4-135 Shibaura Diesel		Mitsubishi (To 6/30/93)	MI	OSGR	12	17244N
FUCHS - Excavator						
118M						
Deutz F6L912	1986-75	Bosch System	BO	DD	24	17073N
400						
Deutz F3L912	1979	Bosch System	BO	DD	12	17074N
Deutz F3L912	1978-74	Bosch System	BO	DD	12	17074N
Deutz F3L912	1973	Bosch System	BO	DD	12	17075N
Deutz F3L912	1972-69	Bosch System	BO	DD	12	17075N
500						
Deuta F4L912	1980-79	Bosch System	BO	DD	12	17074N

STARTERS

ENGINE	YEAR	APPLICATION	Mfg	Type	Volt	PART NUMBER
FUCHS - Excavator (Cont'd)						
500 (Cont'd)						
Deuta F4L912	1978-69	Bosch System	BO	DD	12	17074N
701						
Deutz F3L912	1979	Bosch System	BO	DD	12	17074N
Deutz F3L912	1978-74	Bosch System	BO	DD	12	17074N
Deutz F3L912	1973	Bosch System	BO	DD	12	17075N
Deutz F3L912	1972-69	Bosch System	BO	DD	12	17075N
702						
Deutz F3L912	1979	Bosch System	BO	DD	12	17074N
Deutz F3L912	1978-74	Bosch System	BO	DD	12	17074N
Deutz F3L912	1973	Bosch System	BO	DD	12	17075N
Deutz F3L912	1972-69	Bosch System	BO	DD	12	17075N
703						
Deuta F4L912	1980-79	Bosch System	BO	DD	12	17074N
Deuta F4L912	1978-69	Bosch System	BO	DD	12	17074N
GALION - Grader						
104A						
DD 3-71	1966-65	Delco System	DR	DD	24	3745N
JNR-100	1968-65	Delco System	DR	DD	12	3974N
104B						
DD 3-71	1970-67	Delco System	DR	DD	24	3745N
JNR-100	1968-65	Delco System	DR	DD	24	3745N
JNR-100		Delco System	DR	DD	12	3974N
104D						
DD 3-71	1957-54	Delco System	DR	DD	12	3974N
118						
Cummins H-135	1966-65	Delco System	DR	DD	12	3974N
DD 4-71		Delco System	DR	DD	24	3745N
DD 4-71		Delco System	DR	DD	12	3974N
118A						
Cummins H-135	1968-65	Delco System	DR	DD	24	3745N
Cummins H-135		Delco System	DR	DD	12	3974N
DD 4-71		Delco System	DR	DD	24	3745N
DD 4-71		Delco System	DR	DD	12	3974N
118B						
Cummins H-135	1968-67	Delco System	DR	DD	24	3745N
Cummins H-135		Delco System	DR	DD	12	3974N
DD 4-71		Delco System	DR	DD	24	3745N
DD 4-71		Delco System	DR	DD	12	3974N
118D						
4-71 Diesel	1957-54	Delco System	DR	DD	12	3974N
118L						
Cummins H-135	1966-65	Delco System	DR	DD	12	3974N
DD 4-71		Delco System	DR	DD	24	3745N
120						
DD 4-71	1954	Delco System	DR	DD	12	3974N
160B						
Cummins HR160	1968-67	Delco System	DR	DD	24	3745N

STARTERS

STARTERS

ENGINE	YEAR	APPLICATION	Mfg	Type	Volt	PART NUMBER
GALION - Grader (Cont'd)						
160B (Cont'd)						
Cummins HR160		Delco System	DR	DD	12	3974N
DD 6-71		Delco System	DR	DD	24	3745N
DD 6-71		Delco System	DR	DD	12	3974N
160L						
Cummins H-6	1966-65	Delco System	DR	DD	12	3974N
Cummins HR160	1968-67	Delco System	DR	DD	24	3745N
Cummins HR160		Delco System	DR	DD	12	3974N
DD 6-71	1968-65	Delco System	DR	DD	12	3974N
DD 6-71	1966-65	Delco System	DR	DD	24	3745N
303G						
IHC UD-282	1968-67	Delco System	DR	DD	12	4971N
503						
4239 John Deere	1980-	Denso System	ND	OSGR	12	17362N
503D						
DD 3-53	1968-65	Delco System, 30MT	DR	37MT	12	6380N-PT
IHC UD-236	1968-67	Delco System	DR	DD	12	4971N
T-500A						
Cummins C-160	1968-65	Delco System	DR	DD	12	3974N
DD 4-71	1968-67	Delco System	DR	DD	24	3745N
DD 4-71	1968-65	Delco System	DR	DD	12	3974N
T-600B						
Cummins C-175	1968-67	Delco System	DR	DD	24	3745N
Cummins C-175	1968-65	Delco System	DR	DD	12	3974N
T-700						
Cummins NH-250	1966-65	Delco System	DR	DD	12	3974N
GALION - Roller						
10-14 Ton						
IHC UD-236	1968-67	Delco System	DR	DD	12	4971N
IHC UD-282		Delco System	DR	DD	12	4971N
13-20 Ton						
IHC UD-236	1968-67	Delco System	DR	DD	12	4971N
IHC UD-282		Delco System	DR	DD	12	4971N
5-8 Ton						
IHC UD-236	1968-67	Delco System	DR	DD	12	4971N
IHC UD-282		Delco System	DR	DD	12	4971N
8-12 Ton						
IHC UB-282	1968-67	Delco System	DR	DD	12	4971N
Chief 3						
Continental UD-282	1968-65	Delco System	DR	DD	12	4971N
Pneumatic Rollers						
Continental UD-236	1968-65	Delco System	DR	DD	12	4971N
Warrior 3						
IHC UD-236	1968-65	Delco System	DR	DD	12	4971N

STARTERS

STARTERS

ENGINE	YEAR	APPLICATION	Mfg	Type	Volt	PART NUMBER
GEHL - Grader						
MG747B						
Isuzu Diesel Engines	1994-84	Denso System	ND	OSGR	12	16739N
GEHL - Skid Steer						
4640						
F3M2011 Deutz Dsl	2005-04	Bosch PLGR, 9T	BO	PLGR	12	18951N
F3M2011 Deutz Dsl		Iskra PLGR, 9T	BO	PLGR	12	18951N
4640E						
F3M2011 Deutz Dsl	2009-06	Bosch PLGR, 9T	BO	PLGR	12	18951N
F3M2011 Deutz Dsl		Iskra PLGR, 9T	BO	PLGR	12	18951N
4840						
F4M2001 Deutz Dsl.	2005-04	Bosch PLGR, 9T	BO	PLGR	12	18951N
F4M2001 Deutz Dsl.		Iskra PLGR, 9T	BO	PLGR	12	18951N
4840E						
F4M2001 Deutz Dsl.	2009-06	Bosch PLGR, 9T	BO	PLGR	12	18951N
F4M2001 Deutz Dsl.		Iskra PLGR, 9T	BO	PLGR	12	18951N
5640						
F4M2001 Deutz Dsl.	2005-04	Bosch PLGR, 9T	BO	PLGR	12	18951N
F4M2001 Deutz Dsl.		Iskra PLGR, 9T	BO	PLGR	12	18951N
5640E						
F4M2001 Deutz Dsl.	2009-06	Bosch PLGR, 9T	BO	PLGR	12	18951N
F4M2001 Deutz Dsl.		Iskra PLGR, 9T	BO	PLGR	12	18951N
6640						
BF4M2001 Deutz Dsl.	2005-04	Bosch PLGR, 9T	BO	PLGR	12	18951N
BF4M2001 Deutz Dsl.		Iskra PLGR, 9T	BO	PLGR	12	18951N
6640E						
BF4M2001 Deutz Dsl.	2009-06	Bosch PLGR, 9T	BO	PLGR	12	18951N
BF4M2001 Deutz Dsl.		Iskra PLGR, 9T	BO	PLGR	12	18951N
SL3310						
P220 Onan Engine	1983-	Hitachi System	HI	DD	12	17294
SL4610						
Perkins Diesel Engines	1992-82	Mitsubishi System	MI	OSGR	12	17244N
SL4615						
Perkins Diesel Engines	1993-87	Mitsubishi System	MI	OSGR	12	17244N
SL4625						
Kubota V2203	1991-	Delco System	DR	OSGR	12	6571N
SL5620						
Perkins Diesel Engines	1991-88	Delco System	DR	OSGR	12	6571N
SL5625						
Perkins Diesel Engines	1988-	Delco System	DR	OSGR	12	6571N
SL6620						
Perkins Diesel Engines	1993-86	Delco System	DR	OSGR	12	6571N
SL6625						
Perkins Diesel Engines	1987-	Delco System	DR	OSGR	12	6571N

STARTERS

ENGINE	YEAR	APPLICATION	Mfg	Type	Volt	PART NUMBER
GENIE INDUSTRIES - Generator						
T120C						
Cummins QSB5-G3 Dsl. All		Denso OSGR, 10T	ND	OSGR	12	19104N
T180C						
Cummins QSB7-G3 Dsl. All		Denso OSGR, 10T	ND	OSGR	12	19104N
T180J						
John Deere 6068HF475 All		Denso OSGR, 10T	ND	OSGR	12	19104N
T230J						
John Deere 6068HF275 All		Denso OSGR, 10T	ND	OSGR	12	19104N
T240C						
Cummins QSB7-G5 Dsl. All		Denso OSGR, 10T	ND	OSGR	12	19104N
T70C						
Cummins QSB5-G1 Dsl. All		Denso OSGR, 10T	ND	OSGR	12	19104N
T90C						
Cummins QSB5-G2 Dsl. All		Denso OSGR, 10T	ND	OSGR	12	19104N
GODWIN - Pump						
Various Models						
4045T John Deere Eng. 2000-95	All	ND	OSGR	12	17630N
GRADALL - Grader						
GW3						
All Engines	All	All	ND	OSGR	12	16981N
GRADALL - Handler						
522						
All Engines	All	All	ND	OSGR	12	16990N
524						
All Engines	All	All	ND	OSGR	12	16990N
532C6						
All Engines	All	All	ND	OSGR	12	16990N
534B6						
All Engines	All	All	ND	OSGR	12	16981N
534B8						
All Engines	All	All	ND	OSGR	12	16981N
534B9						
All Engines	All	All	ND	OSGR	12	16981N
534C10						
All Engines	All	All	ND	OSGR	12	16990N
534C6						
All Engines	All	All	ND	OSGR	12	16990N
534C9						
All Engines	All	All	ND	OSGR	12	16990N
544						
All Engines	All	All	ND	OSGR	12	16981N

STARTERS

STARTERS

ENGINE	YEAR	APPLICATION	Mfg	Type	Volt	PART NUMBER
GRADALL - Handler (Cont'd)						
544B						
All Engines	All	All	ND	OSGR	12	16990N
GRADALL - Misc. Equipment						
B						
All Engines	2002-96	All	ND	OSGR	12	16981N
Various Models						
Cummins Diesel	1995-90	All	ND	OSGR	12	16990N
T4.236 Perkins Diesel	1994-88	All	ND	OSGR	12	16981N
GRIMMER SCHMIDT - Compressor						
185DRE						
4045D John Deere Diesel	All	All	DR	OSGR	12	6570N
GROVE MFG. - Crane						
1012-IND						
DDAD 4-53N	1987-83	Delco System	DR	DD	12	4882N
2535-IND						
Cummins V-555	1987-83	Delco System	DR	DD	12	3974N
300 / 475						
Cummins NTC	1987-85	42MT, 24 Volt	DR	42MT	24	6370N
Cummins NTC-230	1987-83	Delco System	DR	DD	24	3745N
DDAD 6-71N		Delco System	DR	DD	24	3745N
36-IND						
DDAD 3-53N	1987-83	Delco System	DR	DD	12	4882N
RT-500						
Cat. 3208	1987-83	Delco System	DR	DD	24	3948N
Cummins V-378		Delco System	DR	DD	24	3745N
RT-58B						
Cummins V378	1985	42MT, 24 Volt	DR	42MT	24	6370N
Cummins V-378	1987-83	Delco System	DR	DD	24	3745N
RT-625						
Cat. 3208	1987-83	Delco System	DR	DD	24	3948N
Cummins V504C	1985	42MT, 24 Volt	DR	42MT	24	6370N
RT-65 / RT-75						
Cummins V-555	1987-83	Delco System	DR	DD	12	3974N
RT-865						
Cat. 3306T	1987-83	Delco System	DR	DD	24	3948N
Cummins N-855		Delco System	DR	DD	24	3745N
DDAD 6-71N		Delco System	DR	DD	24	3745N
RT-980						
Cat. 3306TA	1987-83	Delco System	DR	DD	24	3948N
Cummins NT855	1987-85	42MT, 24 Volt	DR	42MT	24	6370N
Cummins NT-855	1987-83	Delco System	DR	DD	24	3745N
DDAD 6-71T		Delco System	DR	DD	24	3745N
TM-1075						
Cat. 3406	1986-85	42MT, 24 Volt	DR	42MT	24	6370N

STARTERS

ENGINE	YEAR	APPLICATION	Mfg	Type	Volt	PART NUMBER
GROVE MFG. - Crane (Cont'd)						
TM-1075 (Cont'd)						
Cat. 3406T	1985-83	Delco System	DR	DD	24	3745N
Cummins NTC-350	1987-85	42MT, 24 Volt	DR	42MT	24	6370N
Cummins NTC-350	1987-83	Delco System	DR	DD	24	3745N
DD 8V-71T	1987-85	42MT, 24 Volt	DR	42MT	24	6370N
DDAD 8V-71TA	1987-83	Delco System	DR	DD	24	3745N
TM-1150						
Cat. 3206	1987-86	Delco System	DR	DD	24	3948N
Cat. 3208	1985-83	Delco System	DR	DD	24	3948N
Cat. 3406	1986-85	42MT, 24 Volt	DR	42MT	24	6370N
Cat. 3406TA	1985-83	Delco System	DR	DD	24	3745N
Cummins NTC-350	1987-85	42MT, 24 Volt	DR	42MT	24	6370N
Cummins NTC-350	1987-83	Delco System	DR	DD	24	3745N
Cummins V555	1987-85	42MT, 24 Volt	DR	42MT	24	6370N
Cummins V-555	1987-83	Delco System	DR	DD	24	3745N
DD 8V-71TA	1987-85	42MT, 24 Volt	DR	42MT	24	6370N
DDAD 6V-53N	1987-83	Delco System	DR	DD	24	3945N
DDAD 8V-71 / 92TA		Delco System	DR	DD	24	3745N
TM-1400						
Cat. 3208	1987-83	Delco System	DR	DD	24	3948N
Cat. 3408TA		Delco System	DR	50MT	24	4930N
Cummins KT-450		Delco System	DR	50MT	24	4930N
Cummins V-555		Delco System	DR	DD	24	3745N
Cummins V555C	1987-85	42MT, 24 Volt	DR	42MT	24	6370N
DDAD 6V-53N	1987-83	Delco System	DR	DD	24	3945N
DDAD 8V-92TA		Delco System	DR	50MT	24	4930N
TM-200C						
DDAD 3-53N	1987-83	Delco System	DR	DD	12	4882N
TM-875						
Cat. 3406	1986-85	42MT, 24 Volt	DR	42MT	24	6370N
Cat. 3406T	1985-83	Delco System	DR	DD	24	3745N
Cummins NTC	1987-85	42MT, 24 Volt	DR	42MT	24	6370N
Cummins NTC-350	1987-83	Delco System	DR	DD	24	3745N
Cummins V-555		Delco System	DR	DD	12	3974N
DD 8V-71N	1987-85	42MT, 24 Volt	DR	42MT	24	6370N
DDAD 6V-53N	1987-83	Delco System	DR	DD	24	3945N
DDAD 8V-71N		Delco System	DR	DD	24	3745N
TMS-250						
Cat. 3208	1987-83	Delco System	DR	DD	24	3948N
Cummins VT225	1987-85	42MT, 24 Volt	DR	42MT	24	6370N
Cummins VT-225	1987-83	Delco System	DR	DD	24	3745N
TMS-865						
Cat. 3306TA	1987-83	Delco System	DR	DD	24	3948N
Cummins NTC	1987-85	42MT, 24 Volt	DR	42MT	24	6370N
Cummins NTC-290	1987-83	Delco System	DR	DD	24	3745N
DDAD 6-71T		Delco System	DR	DD	24	3745N
HAMM - Roller						
3307						
BF4M1011F Deutz Diesel	2006-01	Bosch PLGR, 9T	BO	PLGR	12	18951N
BF4M1011F Deutz Diesel		Iskra PLGR, 9T	BO	PLGR	12	18951N

STARTERS

STARTERS

ENGINE	YEAR	APPLICATION	Mfg	Type	Volt	PART NUMBER
HAMM - Roller (Cont'd)						
3307P						
BF4M1011F Deutz Diesel	2006-01	Bosch PLGR, 9T	BO	PLGR	12	18951N
BF4M1011F Deutz Diesel		Iskra PLGR, 9T	BO	PLGR	12	18951N
HARLO - Lift Truck						
HC5600						
4B3.9C Cummins Diesel All	All	DR	OSGR	12	6573N
HC8000						
4B3.9C Cummins Diesel All	All	DR	OSGR	12	6573N
HATZ - Engine Industrial						
E108						
1.0L Diesel	1985-81	Bosch System	BO	DD	12	18236N
V108						
4.0L Diesel	1985-81	Bosch System (12V)	BO	DD	12	18236N
Z108						
2.0L Diesel	1985-81	Bosch System (12V)	BO	DD	12	18236N
HAWKPOWER - Generator						
GS12D-LP						
LPW3 Lister Petter Diesel	2000-95	All	ND	OSGR	12	18158N
HESSTON - Tractor						
45-66						
8035 Fiat Diesel	1991-85	All	BO	DD	12	17093N
45-66DT						
8035 Fiat Diesel	1991-85	All	BO	DD	12	17093N
466						
8035 Fiat Diesel	1984-83	All	BO	DD	12	17093N
466DT						
8035 Fiat Diesel	1984-83	All	BO	DD	12	17093N
480-8						
8035 Fiat Diesel	1982-81	All	BO	DD	12	17093N
55-46						
8035 Fiat Diesel	1991-85	All	BO	DD	12	17093N
55-46DT						
8035 Fiat Diesel	1991-85	All	BO	DD	12	17093N
55-56						
8035 Fiat Diesel	1991-85	All	BO	DD	12	17093N
55-56DT						
8035 Fiat Diesel	1991-85	All	BO	DD	12	17093N
55-66						
8035 Fiat Diesel	1991-85	All	BO	DD	12	17093N

STARTERS

STARTERS

ENGINE	YEAR	APPLICATION	Mfg	Type	Volt	PART NUMBER
HESSTON - Tractor (Cont'd)						
55-66DT						
8035 Fiat Diesel	1991-85	All	BO	DD	12	17093N
566						
8035 Fiat Diesel	1984-83	All	BO	DD	12	17093N
566DT						
8035 Fiat Diesel	1984-83	All	BO	DD	12	17093N
580						
8035 Fiat Diesel	1984-81	All	BO	DD	12	17093N
8035 Fiat Diesel		All	BO	DD	12	18029N
580DT						
8035 Fiat Diesel	1984-81	All	BO	DD	12	17093N
8035 Fiat Diesel		All	BO	DD	12	18029N
60-66						
8035 Fiat Diesel	1991-85	All	BO	DD	12	17093N
60-66DT						
8035 Fiat Diesel	1991-85	All	BO	DD	12	17093N
60-66-DTF						
8035 Fiat Diesel	1991-85	All	BO	DD	12	17093N
60-66F						
8035 Fiat Diesel	1991-85	All	BO	DD	12	17093N
60-66LP						
8035 Fiat Diesel	1991-85	All	BO	DD	12	17093N
60-90						
8035 Fiat Diesel	1991-85	All	BO	DD	12	17093N
60-90DT						
8035 Fiat Diesel	1991-85	All	BO	DD	12	17093N
640						
8045 Fiat Diesel	1982-81	All	BO	DD	12	18029N
640DT						
8045 Fiat Diesel	1982-81	All	BO	DD	12	18029N
65-56						
8045 Fiat Diesel	1991-90	All	BO	DD	12	18029N
666						
8045 Fiat Diesel	1984-83	All	BO	DD	12	18029N
666DT						
8045 Fiat Diesel	1984-83	All	BO	DD	12	18029N
680						
8045 Fiat Diesel	1984-81	All	BO	DD	12	18029N
680DT						
8045 Fiat Diesel	1984-81	All	BO	DD	12	18029N
70-66						
8045 Fiat Diesel	1991-85	All	BO	DD	12	18029N
70-66DT						
8045 Fiat Diesel	1991-85	All	BO	DD	12	18029N

STARTERS

STARTERS

ENGINE	YEAR	APPLICATION	Mfg	Type	Volt	PART NUMBER
HESSTON - Tractor (Cont'd)						
70-66F						
8045 Fiat Diesel	1991-85	All	BO	DD	12	18029N
70-76FDT						
8045 Fiat Diesel	1991-85	All	BO	DD	12	18029N
70-76LP						
8045 Fiat Diesel	1991-85	All	BO	DD	12	18029N
70-90						
8045 Fiat Diesel	1991-85	All	BO	DD	12	18029N
70-90DT						
8045 Fiat Diesel	1991-85	All	BO	DD	12	18029N
766						
8045 Fiat Diesel	1984-83	All	BO	DD	12	18029N
766DT						
8045 Fiat Diesel	1984-83	All	BO	DD	12	18029N
780						
8045 Fiat Diesel	1984-81	All	BO	DD	12	18029N
780DT						
8045 Fiat Diesel	1984-81	All	BO	DD	12	18029N
80-66						
8045 Fiat Diesel	1991-85	All	BO	DD	12	18029N
80-66DT						
8045 Fiat Diesel	1991-85	All	BO	DD	12	18029N
80-66F						
8045 Fiat Diesel	1991-85	All	BO	DD	12	18029N
80-66FDT						
8045 Fiat Diesel	1991-85	All	BO	DD	12	18029N
80-90						
8045 Fiat Diesel	1991-85	All	BO	DD	12	18029N
80-90DT						
8045 Fiat Diesel	1991-85	All	BO	DD	12	18029N
880-5						
8055 Fiat Diesel	1982-81	All	BO	DD	12	18029N
880-5DT						
8055 Fiat Diesel	1982-81	All	BO	DD	12	18029N
HESSTON - Windrower						
420						
6-225 Chrysler Gas	1973-70	All	DR	DD	12	4388N
520						
6-225 Chrysler Gas	1973-70	All	DR	DD	12	4388N
620						
6-225 Chrysler Gas	1973-70	All	DR	DD	12	4388N
8550S						
5.9L Cummins Diesel	2005-99	All	ND	OSGR	12	16990N

STARTERS

ENGINE	YEAR	APPLICATION	Mfg	Type	Volt	PART NUMBER
HESSTON - Windrower (Cont'd)						
8550S (Cont'd)						
5.9L Cummins Diesel		Gear Reduction Post in DE Hsg.	ND	OSGR	12	16990N
9240						
QSB4.5L Cummins Diesel	2009-04	All	ND	OSGR	12	16990N
QSB4.5L Cummins Diesel		Gear Reduction Post in DE Hsg.	ND	OSGR	12	16990N
HINO - Engine Industrial						
EK100						
Various Models	1987-81	Denso, 24V / 11T	ND	OSGR	24	19968N
Various Models		Sawafuji PLGR, 24V / 11T	ND	OSGR	24	19968N
F20C						
Various Models	2006-90	Denso, 24V / 11T	ND	OSGR	24	19968N
Various Models		Sawafuji PLGR, 24V / 11T	ND	OSGR	24	19968N
K13C						
Various Models	1990-85	Denso, 24V / 11T	ND	OSGR	24	19968N
Various Models		Sawafuji PLGR, 24V / 11T	ND	OSGR	24	19968N
K13D						
Various Models	2006-90	Denso, 24V / 11T	ND	OSGR	24	19968N
Various Models		Sawafuji PLGR, 24V / 11T	ND	OSGR	24	19968N
HOUGH - Dozer						
D-500						
Cummins VT12-635	1966	Delco System	DR	50MT	24	4930N
DD 16V-71	1965	Delco System	DR	50MT	24	4930N
HOUGH - Misc. Equipment						
Misc. Equipment						
Various	All	Delco 28MT / OSGR	DR	OSGR	12	6600N
HOUGH - Payloader						
H-100						
IHC UD-817	1962	Delco System	DR	DD	24	3745N
H-120B						
IHC UD-817	1962	Delco System	DR	DD	24	3745N
H-30B						
IHC UD-236	1966	Delco System	DR	DD	12	6410N-PT
H-50C						
IHC C-301	1966	Delco System	DR	DD	12	4388N
IHC D-282		Delco System	DR	DD	12	6410N-PT
HUBER - Grader						
5D						
DD 6-71	1957-56	Delco System	DR	DD	12	3974N
6D						
DD 4-71	1957-56	Delco System	DR	DD	12	3974N

STARTERS

STARTERS

ENGINE	YEAR	APPLICATION	Mfg	Type	Volt	PART NUMBER
HUBER - Grader (Cont'd)						
7D						
DD 3-71	1957-56	Delco System	DR	DD	12	3974N
HY-DYNAMIC - Crane						
250C						
DD 4-53	1972-67	Delco System, 30MT	DR	37MT	12	6380N-PT
300C						
DD 4-53	1972-67	Delco System, 30MT	DR	37MT	12	6380N-PT
350C						
DD 4-53	1972-67	Delco System, 30MT	DR	37MT	12	6380N-PT
HY-DYNAMIC - Loader						
200						
DD 4-71	1972-71	Delco System	DR	DD	12	3974N
DD 4-71	1970-67	Delco System	DR	DD	12	3974N
HYSTER - Compactor						
C-450						
Cat. D-320	1969-67	Delco System	DR	DD	12	3974N
DD 3-53		Delco System, 30MT	DR	37MT	12	6380N-PT
C-500						
Cat. D311	1966-62	Delco System	DR	DD	12	3974N
Cat. D-320	1969-67	Delco System	DR	DD	12	3974N
DD 3-53	1969-63	Delco System, 30MT	DR	37MT	12	6380N-PT
C-530						
Chev L6-250	1976-72	Delco System	ND	OSGR	12	18198N
DD 3-53		Delco System, 30MT	DR	37MT	12	6380N-PT
Perkins 4-236		Delco System	DR	DD	12	4398N
C-550						
Cat. D-320	1969-67	Delco System	DR	DD	12	3974N
DD 3-53		Delco System, 30MT	DR	37MT	12	6380N-PT
C-550A						
Chev L6-250	1976-72	Delco System	ND	OSGR	12	18198N
DD 3-53		Delco System, 30MT	DR	37MT	12	6380N-PT
Perkins 4-236		Delco System	DR	DD	12	4398N
HYSTER - Crane						
K200 Kerry Krane						
DD 4-53	1977-70	Delco System, 30MT	DR	37MT	12	6380N-PT
K250 Kerry Krane						
DD 4-53	1977-70	Delco System, 30MT	DR	37MT	12	6380N-PT
K300 Kerry Krane						
DD 4-53	1976-70	Delco System, 30MT	DR	37MT	12	6380N-PT
KE Kerry Krane						
Perkins 4-203	1969-65	Delco System	DR	DD	12	4398N
KE-100 Kerry Krane						
Continental F-245	1977-72	Delco System	DR	DD	12	4337N
Perkins 4-203		Delco System	DR	DD	12	4398N

STARTERS

ENGINE	YEAR	APPLICATION	Mfg	Type	Volt	PART NUMBER
HYSTER - Lift Truck						
H-100B						
Continental F-244	1962-61	w/Std. Trans.	DR	DD	12	4337N
H-100C						
Continental F-244	1966-63	w/Oil Sealed	DR	DD	12	4337N
Continental F-245	1969-67	w/Oil Sealed	DR	DD	12	4337N
H100E						
Gas & LPG Engines	All	Delco System	DR	DD	12	4525N
H100XL						
GM 4.3L Engine	1996-	Denso System	ND	OSGR	12	18198N
Perkins 1000-4 Dsl		Denso System	ND	OSGR	12	18560N
H10-150F						
4.1L - 6 Cyl.	1986-85	Optional	ND	OSGR	12	18198N
4.1L - 6 Cyl.		Optional	DR	DD	12	4525N
4.1L - 6 Cyl.		Standard	DR	DD	12	4337N
H-110						
Perkins 4-236	1977-72	Delco System	DR	DD	12	4398N
H110E						
Gas & LPG Engines	All	Delco System	DR	DD	12	4525N
H-110E-160						
Chev. L6-250	1985-	Delco System	DR	OSGR	12	6571N
H110F						
Gas & LPG Engines	All	Delco System	DR	DD	12	4337N
H110XL						
GM 4.3L Engine	1996-	Denso System	ND	OSGR	12	18198N
Perkins 1000-4 Dsl		Denso System	ND	OSGR	12	18560N
H-120B						
Continental F-244	1962-61	w/Std. Trans.	DR	DD	12	4337N
H-120C						
Continental F-244	1966-63	w/Oil Sealed	DR	DD	12	4337N
Continental F-245	1969-67	w/Oil Sealed	DR	DD	12	4337N
H-130						
Perkins 4-236	1977-72	Delco System	DR	DD	12	4398N
H-130F						
Gas & LPG Engines	All	w/Oil Sealed	DR	DD	12	4337N
H130XL						
GM 4.3L Engine	1996-	Denso System	ND	OSGR	12	18198N
Perkins 1000-4 Dsl		Denso System	ND	OSGR	12	18560N
H-150						
Cat. D-320	1966-65	Delco System	DR	DD	12	3974N
DD 4-53	1977-70	Delco System, 30MT	DR	37MT	12	6380N-PT
Perkins 4-236	1977-72	Delco System	DR	DD	12	4398N
H-150-275F						
4 & 6 Cyl. Engines	1986-85	w/Oil Sealed	DR	DD	12	4337N
H-150-275H						
5.7L - 8 Cyl.	1986-85	Optional	DR	OSGR	12	6588N
Perkins 6-354		Optional	DR	OSGR	12	6588N
Perkins 6-354		Standard	DR	OSGR	12	6588N

STARTERS

ENGINE	YEAR	APPLICATION	Mfg	Type	Volt	PART NUMBER
HYSTER - Lift Truck (Cont'd)						
H-150E						
Cat. D-320	1969-67	Delco System	DR	DD	12	3974N
H-150F						
Gas & LPG Engines	All	w/Oil Sealed	DR	DD	12	4337N
H-160-110E						
4.1L - 6 Cyl.	1986-85	Optional	ND	OSGR	12	18198N
4.1L - 6 Cyl.		Optional	DR	DD	12	4337N
4.1L - 6 Cyl.		Optional	DR	DD	12	4525N
4.1L - 6 Cyl.		Optional	DR	OSGR	12	6571N
H-165						
Cat. D-320	1966-65	Delco System	DR	DD	12	3974N
DD 4-53	1977-65	Delco System, 30MT	DR	37MT	12	6380N-PT
H-165E						
Cat. D-320	1969-67	Delco System	DR	DD	12	3974N
H-180						
Cat. D-320	1966-65	Delco System	DR	DD	12	3974N
DD 4-53	1977-72	Delco System, 30MT	DR	37MT	12	6380N-PT
DD 6-53	1967-65	Delco System, 30MT	DR	37MT	12	6380N-PT
H-180E						
Cat. D-320	1969-67	Delco System	DR	DD	12	3974N
H-180H						
Cat. D-320	All	Delco System	DR	DD	12	3974N
H-200						
Cat. D-320	1966-65	Delco System	DR	DD	12	3974N
DD 4-53	1977-72	Delco System, 30MT	DR	37MT	12	6380N-PT
DD 6-53	1967-66	Delco System, 30MT	DR	37MT	12	6380N-PT
H-200E						
Cat. D-320	1969-67	Delco System	DR	DD	12	3974N
H-200ES						
Cat. D-320	1969-67	Delco System	DR	DD	12	3974N
H-225						
Cat. D-320	1966-65	Delco System	DR	DD	12	3974N
DD 4-53	1977-72	Delco System, 30MT	DR	37MT	12	6380N-PT
DD 6-53	1967-65	Delco System, 30MT	DR	37MT	12	6380N-PT
H-225E						
Cat. D-320	1969-67	Delco System	DR	DD	12	3974N
H-250						
DD 4-53	1977-72	Delco System, 30MT	DR	37MT	12	6380N-PT
H-250A						
Cat. D-320	1969-65	Delco System	DR	DD	12	3974N
H-250E						
Cat. D-320	1969-67	Delco System	DR	DD	12	3974N
H-25XL						
Mazda FE Engine	1998-	Mitsubishi (PMGR)	MI	PMGR	12	18096N
Mazda FE Engine	1997-92	Mitsubishi (D/D)	MI	DD	12	16924N
Mazda M4-121G	1985-	Mitsubishi System	ND	OSGR	12	16795N-ND

STARTERS

ENGINE	YEAR	APPLICATION	Mfg	Type	Volt	PART NUMBER
HYSTER - Lift Truck (Cont'd)						
H-25XM						
Mazda FE Engine	1998-	Mitsubishi (PMGR)	MI	PMGR	12	18096N
Mazda FE Engine	1997-92	Mitsubishi (D/D)	MI	DD	12	16924N
H-30						
Continental G-193	1976-72	Delco System	DR	DD	12	4943N
Perkins 4-203	1976-65	Delco System	DR	DD	12	4398N
H-300						
DD 4-53	1977-72	Delco System, 30MT	DR	37MT	12	6380N-PT
H-300A						
Cat. D-320	1969-67	Delco System	DR	DD	12	3974N
H-30H						
Ford 4-172	1976-73	Delco System	DR	DD	12	4337N
Perkins 4-203		Delco System	DR	DD	12	4398N
H-350A						
Perkins 6-354	1988-85	Optional	DR	OSGR	12	6588N
Perkins 6-354		Standard	DR	OSGR	12	6588N
H-35XL						
Mazda FE Engine	1998-	Mitsubishi (PMGR)	MI	PMGR	12	18096N
Mazda FE Engine	1997-92	Mitsubishi (D/D)	MI	DD	12	16924N
Mazda M4-121G	1991-85	Mitsubishi System	ND	OSGR	12	16795N-ND
H-35XM						
Mazda FE Engine	1998-	Mitsubishi (PMGR)	MI	PMGR	12	18096N
Mazda FE Engine	1997-92	Mitsubishi (D/D)	MI	DD	12	16924N
H-360						
DD 6V-53	1980-70	Delco System, 30MT	DR	37MT	12	6380N-PT
H-360A						
Continental T-427 Gas	1966-63	Delco System	DR	OSGR	12	6576N
Continental TD-427 Dsl		Delco System	DR	DD	12	3974N
H-360AD						
Continental T-427 Gas	1966-63	Delco System	DR	OSGR	12	6576N
Continental TD-427 Dsl		Delco System	DR	DD	12	3974N
H-40						
Continental G-193	1976-72	Delco System	DR	DD	12	4943N
Perkins 4-203	1976-65	Delco System	DR	DD	12	4398N
H-400						
DD 6V-53	1977-70	Delco System, 30MT	DR	37MT	12	6380N-PT
H-400A						
Continental T-427 Gas	1966-63	Delco System	DR	OSGR	12	6576N
Continental TD-427 Dsl		Delco System	DR	DD	12	3974N
H-400AD						
Continental T-427 Gas	1966-63	Delco System	DR	OSGR	12	6576N
Continental TD-427 Dsl		Delco System	DR	DD	12	3974N
H40-60JS						
2.5L - 4 Cyl.	1986-85	Optional	ND	OSGR	12	18198N
2.5L - 4 Cyl.		Optional	DR	DD	12	4525N
2.5L - 4 Cyl.		Standard	DR	DD	12	4337N

STARTERS

ENGINE	YEAR	APPLICATION	Mfg	Type	Volt	PART NUMBER
HYSTER - Lift Truck (Cont'd)						
H-40F						
Perkins 4-107	1969-67	Delco System	DR	OSGR	12	6571N
Perkins 4-203		Delco System	DR	DD	12	4398N
H-40FT						
GM 2.4L Gas	2009-05	Delco PMGR, 12V / 9T	DR	PMGR	12	6984N
H-40H						
Ford 4-172	1976-73	Delco System	DR	DD	12	4337N
Perkins 4-203		Delco System	DR	DD	12	4398N
H-40XL						
GM 3.0L Engine	2002	Delco System, Zinc Plated	DR	PMGR	12	6788N
GM 3.0L Engine	2001-98	Delco System	DR	PMGR	12	6789N
Mazda FE Engine	1998-	Mitsubishi (PMGR)	MI	PMGR	12	18096N
Mazda FE Engine	1997-92	Mitsubishi (D/D)	MI	DD	12	16924N
Mazda M4-121G	1991-85	Mitsubishi System	ND	OSGR	12	16795N-ND
H-45XM						
Isuzu C-240 Dsl	1994-	Denso System	ND	OSGR	12	18449N
H-460						
DD 6V-53	1977-72	Delco System, 30MT	DR	37MT	12	6380N-PT
H-460AD						
Continental T-427 Gas	1966-63	Delco System	DR	OSGR	12	6576N
Continental TD-427 Dsl		Delco System	DR	DD	12	3974N
H-50						
Continental G-193	1976-72	Delco System	DR	DD	12	4943N
Perkins 4-203	1976-65	Delco System	DR	DD	12	4398N
H-50F						
Perkins 4-107	1969-67	Delco System	DR	OSGR	12	6571N
Perkins 4-203		Delco System	DR	DD	12	4398N
H-50FT						
GM 2.4L Gas	2009-05	Delco PMGR, 12V / 9T	DR	PMGR	12	6984N
H-50H						
Ford 4-172	1976-73	Delco System	DR	DD	12	4337N
Perkins 4-203		Delco System	DR	DD	12	4398N
H-50XL						
GM 3.0L Engine	2002	Delco System, Zinc Plated	DR	PMGR	12	6788N
GM 3.0L Engine	2001-98	Delco System	DR	PMGR	12	6789N
Mazda FE Engine	1998-	Mitsubishi (PMGR)	MI	PMGR	12	18096N
Mazda FE Engine	1997-92	Mitsubishi (D/D)	MI	DD	12	16924N
H-50XM						
Isuzu C-240 Dsl	1994-	Denso System	ND	OSGR	12	18449N
H-520						
DD 6V-53	1977-72	Delco System, 30MT	DR	37MT	12	6380N-PT
H-60						
Continental G-163	1976-72	w/Oil Sealed	DR	DD	12	4337N
Continental G-193		Delco System	DR	DD	12	4943N
Perkins 4-203		Delco System	DR	DD	12	4398N
H-60-65XM						
Isuzu C-240 Dsl	1994-	Denso System	ND	OSGR	12	18449N

STARTERS

ENGINE	YEAR	APPLICATION	Mfg	Type	Volt	PART NUMBER
HYSTER - Lift Truck (Cont'd)						
H-60C						
Continental F-227	1969-67	w/Oil Sealed	DR	DD	12	4337N
Perkins 4-203	1969-63	Delco System	DR	DD	12	4398N
H-60CP						
Continental F-226	1966-63	Delco System	DR	DD	12	4337N
Perkins 4-203		Delco System	DR	DD	12	4398N
H-60FT						
GM 2.4L Gas	2009-05	Delco PMGR, 12V / 9T	DR	PMGR	12	6984N
H-60H						
Ford 4-172	1976-73	Delco System	DR	DD	12	4337N
Perkins 4-203		Delco System	DR	DD	12	4398N
H-60XL						
GM 3.0L Engine	2002	Delco System, Zinc Plated	DR	PMGR	12	6788N
GM 3.0L Engine	2001-98	Delco System	DR	PMGR	12	6789N
Mazda FE Engine	1998-	Mitsubishi (PMGR)	MI	PMGR	12	18096N
Mazda FE Engine	1997-92	Mitsubishi (D/D)	MI	DD	12	16924N
Mazda M4-121G	1991-85	Mitsubishi System	ND	OSGR	12	16795N-ND
H-620						
DD 6V-53	1977-70	Delco System, 30MT	DR	37MT	12	6380N-PT
H-70						
Continental G-163	1976-72	w/Oil Sealed	DR	DD	12	4337N
Perkins 4-203		Delco System	DR	DD	12	4398N
H-700						
Cummins V-903	1977-72	Delco System	DR	DD	12	3974N
DD 6V-53	1977-70	Delco System, 30MT	DR	37MT	12	6380N-PT
H-70C						
Continental F-227	1969-67	w/Oil Sealed	DR	DD	12	4337N
Perkins 4-203	1969-63	Delco System	DR	DD	12	4398N
H-70CP						
Continental F-226	1966-63	Delco System	DR	DD	12	4337N
Perkins 4-203		Delco System	DR	DD	12	4398N
H-70FT						
GM 2.4L Gas	2009-05	Delco PMGR, 12V / 9T	DR	PMGR	12	6984N
H-80						
Continental G-163	1976-72	w/Oil Sealed	DR	DD	12	4337N
Perkins 4-203		Delco System	DR	DD	12	4398N
H-800A						
Cummins V-903	1977-72	Delco System	DR	DD	12	3974N
H-80C						
Continental F-227	1969-67	w/Oil Sealed	DR	DD	12	4337N
Perkins 4-203	1969-63	Delco System	DR	DD	12	4398N
H-80CP						
Continental F-226	1966-63	Delco System	DR	DD	12	4337N
Perkins 4-203		Delco System	DR	DD	12	4398N
H-80XL						
GM 4.3L Engine	1996-	Denso System	ND	OSGR	12	18198N
Perkins 1000-4 Dsl		Denso System	ND	OSGR	12	18560N

STARTERS

STARTERS

ENGINE	YEAR	APPLICATION	Mfg	Type	Volt	PART NUMBER
HYSTER - Lift Truck (Cont'd)						
H-920						
DD 6V-53	1980-70	Delco System, 30MT	DR	37MT	12	6380N-PT
P-125						
DD 4-53	1977-72	Delco System, 30MT	DR	37MT	12	6380N-PT
Perkins 4-236		Delco System	DR	DD	12	4398N
P-125A						
Cat. D-320	1969-67	Delco System	DR	DD	12	3974N
P-150						
DD 4-53	1985-70	Delco System, 30MT	DR	37MT	12	6380N-PT
Perkins 4-236	1977-72	Delco System	DR	DD	12	4398N
P-150A						
Cat. D-320	1969-67	Delco System	DR	DD	12	3974N
P-165						
DD 4-53	1977-68	Delco System, 30MT	DR	37MT	12	6380N-PT
Perkins 4-236	1977-72	Delco System	DR	DD	12	4398N
P-165A						
Cat. D-320	1969-67	Delco System	DR	DD	12	3974N
P-180						
DD 4-53	1977-67	Delco System, 30MT	DR	37MT	12	6380N-PT
Perkins 4-236	1977-72	Delco System	DR	DD	12	4398N
P-180A						
Cat. D-320	1969-67	Delco System	DR	DD	12	3974N
P-185A						
Cat. D-320	1969-67	Delco System	DR	DD	12	3974N
P-40						
4 & 6 Cyl. Engines	1985-	w/Oil Sealed	ND	OSGR	12	18198N
P-50A						
4 & 6 Cyl. Engines	1985-	w/Oil Sealed	ND	OSGR	12	18198N
P-60						
Continental F-227	1977-72	w/Oil Sealed	DR	DD	12	4337N
Perkins 4-236	1977-65	Delco System	DR	DD	12	4398N
P-60A						
Continental F-227	1969-67	w/Oil Sealed	DR	DD	12	4337N
Perkins 4-236		Delco System	DR	DD	12	4398N
P-80						
Continental F-227	1977-72	w/Oil Sealed	DR	DD	12	4337N
Perkins 4-236		Delco System	DR	DD	12	4398N
S-100						
Continental F-227	1977-72	w/Oil Sealed	DR	DD	12	4337N
Perkins 4-203	1977-63	Delco System	DR	DD	12	4398N
S-100A						
Continental F-244	1962-61	Std. Trans.	DR	DD	12	4337N
S-100AP						
Continental F-244	1962-61	Std. Trans.	DR	DD	12	4337N
S-100B						
Continental F-245	1969-67	w/Oil Sealed	DR	DD	12	4337N

STARTERS

ENGINE	YEAR	APPLICATION	Mfg	Type	Volt	PART NUMBER
HYSTER - Lift Truck (Cont'd)						
S-100B (Cont'd)						
Perkins 4-203		Delco System	DR	DD	12	4398N
S-100PS						
Perkins 4-203	1966-63	Delco System	DR	DD	12	4398N
S-125						
Continental F-245	1977-72	w/Oil Sealed	DR	DD	12	4337N
Perkins 4-236		Delco System	DR	DD	12	4398N
S-150						
Continental F-245	1977-72	w/Oil Sealed	DR	DD	12	4337N
Perkins 4-236		Delco System	DR	DD	12	4398N
S-25XL						
Mazda FE Engine	1998-	Mitsubishi (PMGR)	MI	PMGR	12	18096N
Mazda FE Engine	1997-92	Mitsubishi (D/D)	MI	DD	12	16924N
Mazda M4-121G	1991-85	Mitsubishi System	ND	OSGR	12	16795N-ND
S-25XM						
Mazda FE Engine	1998-	Mitsubishi (PMGR)	MI	PMGR	12	18096N
Mazda FE Engine	1997-92	Mitsubishi (D/D)	MI	DD	12	16924N
Mazda M4-121G	1991-85	Mitsubishi System	MI	DD	12	16924N
S-30						
4 & 6 Cyl. Engines	1985-	w/Oil Sealed	DR	DD	12	4337N
Continental F-163	1977-72	w/Oil Sealed	DR	DD	12	4337N
S-30CD						
Perkins 3-152	1966-65	Delco System	DR	OSGR	12	6588N
S-30XL						
Gas Engines	All	Mitsubishi System	ND	OSGR	12	16795N-ND
Isuzu Diesel Engines		Denso System	ND	OSGR	12	16739N
S-30XM						
Gas Engines	All	Mitsubishi System	ND	OSGR	12	16795N-ND
Isuzu Diesel Engines		Denso System	ND	OSGR	12	16739N
S-35XL						
Mazda FE Engine	1998-	Mitsubishi (PMGR)	MI	PMGR	12	18096N
Mazda FE Engine	1997-92	Mitsubishi (D/D)	MI	DD	12	16924N
Mazda M4-121G	1991-85	Mitsubishi System	ND	OSGR	12	16795N-ND
S-35XM						
Mazda M4-121G	1991-85	Mitsubishi System	MI	DD	12	16924N
S-40						
4 & 6 Cyl. Engines	1985-	w/Oil Sealed	DR	DD	12	4337N
Continental F-163	1977-72	w/Oil Sealed	DR	DD	12	4337N
S-40C						
Perkins 3-152	1969-67	Delco System	DR	OSGR	12	6588N
S-40CD						
Perkins 3-152	1966-65	Delco System	DR	OSGR	12	6588N
S-40XL						
GM 3.0L Engine	2002	Delco System, Zinc Plated	DR	PMGR	12	6788N
GM 3.0L Engine	2001-98	Delco System	DR	PMGR	12	6789N
Isuzu 2.4L Diesel	1985-	Denso System	ND	OSGR	12	16739N
Mazda FE Engine	1998-	Mitsubishi (PMGR)	MI	PMGR	12	18096N
Mazda FE Engine	1997-92	Mitsubishi (D/D)	MI	DD	12	16924N

STARTERS

STARTERS

ENGINE	YEAR	APPLICATION	Mfg	Type	Volt	PART NUMBER
HYSTER - Lift Truck (Cont'd)						
S-40XL (Cont'd)						
Mazda M4-121G	1991-85	Mitsubishi System	ND	OSGR	12	16795N-ND
S-40XM						
Mazda 2.0L Engine	1998-	Mitsubishi System	MI	PMGR	12	18096N
Mazda 2.0L Engine	1997-94	Mitsubishi System	MI	DD	12	16924N
S-40XMS						
Mazda 2.0L Engine	All	Mitsubishi System	MI	DD	12	16924N
S-45XM						
GM 3.0L Engine	2006-02	Delco System, Zinc Plated	DR	PMGR	12	6788N
GM 3.0L Engine	2001-98	Delco System	DR	PMGR	12	6789N
Mazda 2.0L Engine	1998-	Mitsubishi System	MI	PMGR	12	18096N
Mazda 2.0L Engine	1997-94	Mitsubishi System	MI	DD	12	16924N
S-50						
Continental F-163	1977-72	w/Oil Sealed	DR	DD	12	4337N
S-50C						
Perkins 3-152	1969-67	Delco System	DR	OSGR	12	6588N
S-50CD						
Perkins 3-152	1966-65	Delco System	DR	OSGR	12	6588N
S-50F						
4 & 6 Cyl. Engines	1985-	w/Oil Sealed	DR	DD	12	4337N
S-50XL						
GM 4-153 Gas	1985-	Delco System	DR	DD	12	4525N
Isuzu 2.4L Diesel		Denso System	ND	OSGR	12	16739N
Mazda M4-121G		Mitsubishi System	ND	OSGR	12	16795N-ND
S-50XM						
GM 3.0L Engine	2006-02	Delco System, Zinc Plated	DR	PMGR	12	6788N
GM 3.0L Engine	2001-98	Delco System	DR	PMGR	12	6789N
Mazda M4-121G	1998-	Mitsubishi System	MI	PMGR	12	18096N
Mazda M4-121G	1997-94	Mitsubishi System	MI	DD	12	16924N
S-55XM						
GM 3.0L Engine	2006-02	Delco System, Zinc Plated	DR	PMGR	12	6788N
GM 3.0L Engine	2001-98	Delco System	DR	PMGR	12	6789N
Mazda M4-121G	1998-	Mitsubishi System	MI	PMGR	12	18096N
Mazda M4-121G	1997-94	Mitsubishi System	MI	DD	12	16924N
S-60						
Continental F-226	1966-63	w/Oil Sealed	DR	DD	12	4337N
Continental F-227	1977-72	w/Oil Sealed	DR	DD	12	4337N
Perkins 4-203	1977-65	Delco System	DR	DD	12	4398N
S-60B						
Continental F-227	1969-67	w/Oil Sealed	DR	DD	12	4337N
Perkins 4-203		Delco System	DR	DD	12	4398N
S-60ES						
4 & 6 Cyl. Engines	1985-	w/Oil Sealed	DR	DD	12	4337N
S-60PS						
Continental F-226	1966-63	w/Oil Sealed	DR	DD	12	4337N
Perkins 4-203		Delco System	DR	DD	12	4398N
S-60XL						
GM 4-153 Gas	1985-	Delco System	DR	DD	12	4525N

STARTERS

ENGINE	YEAR	APPLICATION	Mfg	Type	Volt	PART NUMBER
HYSTER - Lift Truck (Cont'd)						
S-60XL (Cont'd)						
Isuzu 2.4L Diesel		Denso System	ND	OSGR	12	16739N
Mazda M4-121G		Mitsubishi System	ND	OSGR	12	16795N-ND
S-60XM						
GM 3.0L Engine	2006-02	Delco System, Zinc Plated	DR	PMGR	12	6788N
GM 3.0L Engine	2001-98	Delco System	DR	PMGR	12	6789N
Mazda M4-121G	1998-	Mitsubishi System	MI	PMGR	12	18096N
Mazda M4-121G	1997-94	Mitsubishi System	MI	DD	12	16924N
S-65XM						
GM 3.0L Engine	2006-02	Delco System, Zinc Plated	DR	PMGR	12	6788N
GM 3.0L Engine	2001-98	Delco System	DR	PMGR	12	6789N
Mazda M4-121G	1998-	Mitsubishi System	MI	PMGR	12	18096N
Mazda M4-121G	1997-94	Mitsubishi System	MI	DD	12	16924N
S-70						
Continental F-226	1966-63	w/Oil Sealed	DR	DD	12	4337N
Continental F-227	1977-72	w/Oil Sealed	DR	DD	12	4337N
Perkins 4-203	1977-63	Delco System	DR	DD	12	4398N
S-70B						
Continental F-227	1969-67	w/Oil Sealed	DR	DD	12	4337N
Perkins 4-203		Delco System	DR	DD	12	4398N
S-70PS						
Continental F-226	1966-63	w/Oil Sealed	DR	DD	12	4337N
Perkins 4-203		Delco System	DR	DD	12	4398N
S-80						
Continental F-226	1966-63	w/Oil Sealed	DR	DD	12	4337N
Continental F-227	1977-72	w/Oil Sealed	DR	DD	12	4337N
Perkins 4-203	1977-63	Delco System	DR	DD	12	4398N
S-80B						
Continental F-227	1969-67	w/Oil Sealed	DR	DD	12	4337N
Perkins 4-203		Delco System	DR	DD	12	4398N
S-80PS						
Continental F-226	1966-63	w/Oil Sealed	DR	DD	12	4337N
Perkins 4-203		Delco System	DR	DD	12	4398N
Various Models						
240 / 280 Isuzu Diesel	1992-80	Denso System	ND	OSGR	12	16739N
240 / 280 Isuzu Diesel		Hitachi System	HI	OSGR	12	18050N
GM 4.3L-V6	1996-	Denso System	ND	OSGR	12	18198N
GM Gasoline Engines	1992-88	Optional	ND	OSGR	12	18198N
GM Gasoline Engines		Optional	DR	DD	12	4337N
GM Gasoline Engines		Optional	DR	DD	12	4525N
GM Gasoline Engines		Optional	DR	OSGR	12	6571N
GM Gasoline Engines		Optional	DR	OSGR	12	6588N
Mazda Engines	1992-70	Mitsubishi System	ND	OSGR	12	16795N-ND
Mazda HA Engine	All	Gear Reduction	MI	OSGR	12	18171N
Mazda XA Engine		Gear Reduction	MI	OSGR	12	18171N
HYSTER - Roller						
C-350A						
Chev L6-250	1976-72	Delco System	ND	OSGR	12	18198N
DD 3-53		Delco System, 30MT	DR	37MT	12	6380N-PT
Perkins 4-236		Delco System	DR	DD	12	4398N

STARTERS

STARTERS

ENGINE	YEAR	APPLICATION	Mfg	Type	Volt	PART NUMBER
HYSTER - Straddle Truck						
M-500						
Cat. D-330A	1976-70	Delco System	DR	DD	12	3974N
Continental T-427	1969-65	Delco System	DR	OSGR	12	6576N
Continental TD-427	1966-65	Delco System	DR	DD	12	3974N
DD 6V-53N	1969-67	Delco System, 30MT	DR	37MT	12	6380N-PT
M-600						
Cat. D-330A	1976-70	Delco System	DR	DD	12	3974N
Continental T-427	1969-65	Delco System	DR	OSGR	12	6576N
Continental TD-427	1966-65	Delco System	DR	DD	12	3974N
DD 6V-53N	1969-67	Delco System, 30MT	DR	37MT	12	6380N-PT
HYUNDAI - Excavator						
R360-3						
Cummins Diesel	2006-96	42MT, 24 Volt	DR	42MT	24	6370N
HYUNDAI - Wheel Loader						
HL770 Series						
Cummins Diesel	2006-96	42MT, 24 Volt	DR	42MT	24	6370N
INGERSOLL RAND - Compressor						
DL-1200						
DD 12V-71	1964-63	Delco System	DR	50MT	24	4930N
R-900						
DD 6-110	1964-60	Delco System	DR	DD	24	3745N
INGERSOLL RAND - Sandblaster						
Cyclonaire						
Cummins 4-239	1990-	Delco System	DR	OSGR	12	6573N
INTERNATIONAL - Agricultural Tractor						
140 (F&I)						
IHC C-123 Gas	1964-62	Delco System	DR	DD	6	4033N
IHC C-123 Gas	1961-58	Delco System	DR	DD	6	4033N
140HC (F&I)						
IHC C-123 Gas	1964-62	Delco System	DR	DD	6	4033N
IHC C-123 Gas	1961-60	Delco System	DR	DD	6	4033N
240 (F&I)						
IHC C-123 Gas	1959-58	Delco System	DR	DD	6	4033N
2500A-D						
IHC D-239 Diesel	1974-72	Hydro. Trans.	DR	DD	12	6410N-PT
IHC D-239 Diesel	1972	Std. Trans.	DR	DD	12	4971N
2500B-D						
IHC D-239 Diesel	1974-72	Hydro. Trans.	DR	DD	12	6410N-PT
IHC D-239 Diesel	1972	Std. Trans.	DR	DD	12	4971N
444						
DVT-800 (F) / DT-466 (R)	1985-80	Front Only	DR	DD	24	3948N
DVT-800 (F) / DT-466 (R)	1979-74	Front Only	DR	DD	24	3745N

STARTERS

ENGINE	YEAR	APPLICATION	Mfg	Type	Volt	PART NUMBER
INTERNATIONAL - Agricultural Tractor (Cont'd)						
454D						
IHC D-179 Diesel	1973-70	Hydro. Trans.	DR	DD	12	6410N-PT
IHC D-179 Diesel		Std. Trans.	DR	DD	12	4971N
464D						
IHC D-179 Diesel	1978-73	Hydro. Trans.	DR	DD	12	6410N-PT
474						
All Engines	1976-73	Lucas System	LU	DD	12	16984N
484 Row Crop or Utility						
IHC D-179 Diesel	1984-78	Lucas System	LU	DD	12	16984N
574D						
IHC D-239 Diesel	1978-70	Hydro. Trans.	DR	DD	12	6410N-PT
IHC D-239 Diesel	1972-70	Std. Trans.	DR	DD	12	4971N
584 Row Crop or Utility						
IHC D-206 Diesel	1984-78	Lucas System	LU	DD	12	16984N
674D						
IHC D-239 Diesel	1984-78	Hydro. Trans.	DR	DD	12	6410N-PT
674DRC						
IHC D-239 Diesel	1984-78	Hydro. Trans.	DR	DD	12	6410N-PT
684 Row Crop or Utility						
IHC D-239 Diesel	1984-78	Lucas System	LU	DD	12	16984N
7588						
IHC V-800 Diesel	1983-82	Delco System	DR	DD	12	3974N
7788						
IHC V-800 Diesel	1983-82	Delco System	DR	DD	12	3974N
784 Row Crop or Utility						
IHC D-246 Diesel	1984-78	Lucas System	LU	DD	12	16984N
884 Row Crop or Utility						
IHC D-268 Diesel	1984-79	Lucas System	LU	DD	12	16984N
B2275						
Diesel Engines	1976-64	Lucas System	LU	DD	12	16660N
B3434						
Diesel Engines	1976-64	Lucas System	LU	DD	12	16660N
Farmall 100						
IHC C-123 Gas	1956-54	Delco System	DR	DD	6	4033N
Farmall 100HC						
IHC C-123 Gas	1956-54	Delco System	DR	DD	6	4033N
Farmall 130						
IHC C-123 Gas	1958-56	Delco System	DR	DD	6	4033N
Farmall 130HC						
IHC C-123 Gas	1958-56	Delco System	DR	DD	6	4033N
Farmall 140						
IHC C-123 Gas	1961-58	Delco System	DR	DD	6	4033N
Farmall 200						
IHC C-123 Gas	1956-54	Delco System	DR	DD	6	4033N

STARTERS

STARTERS

ENGINE	YEAR	APPLICATION	Mfg	Type	Volt	PART NUMBER
INTERNATIONAL - Agricultural Tractor (Cont'd)						
Farmall 230						
IHC C-123 Gas	1958-56	Delco System	DR	DD	6	4033N
Farmall 240						
IHC C-123 Gas	1959-58	Delco System	DR	DD	6	4033N
Farmall A						
IHC 4-113 Gas	1954-45	Delco System	DR	DD	6	4033N
Farmall B						
IHC 4-113 Gas	1947-39	Delco System	DR	DD	6	4033N
Farmall C						
IHC 4-113 Gas	1954-52	Delco System	DR	DD	6	4033N
Farmall H						
C-163 Gas (To Ser. #19233)	1953-39	2-Bolt Starter	DR	DD	6	4132N
Farmall HV						
IHC C-163 Gas	1953-39	Delco System	DR	DD	6	4132N
Farmall M						
C-248 Gas (To Ser. #28174)	1952-39	2-Bolt Starter	DR	DD	6	4132N
Farmall MTA						
IHC C-264 Gas	1954-52	Delco System	DR	DD	6	4132N
Farmall MV						
IHC C-264 Gas	1954-40	Delco System	DR	DD	6	4132N
Farmall Super A						
IHC 4-123 Gas	1954-47	Delco System	DR	DD	6	4033N
Farmall Super C						
IHC 4-123 Gas	1954-51	Delco System	DR	DD	6	4033N
Farmall Super H						
IHC C-163 Gas	1953	Delco System	DR	DD	6	4132N
Farmall Super HV						
IHC C-163 Gas	1953	Delco System	DR	DD	6	4132N
International B-275						
IHC 4-144 Diesel	1968-64	Lucas System	LU	DD	12	16660N
International B-276						
Diesel Engines	1976-65	Lucas System	LU	DD	12	16660N
International B-354						
Diesel Engines	1976-73	Lucas System	LU	DD	12	16660N
International B-364						
Diesel Engines	1976-73	Lucas System	LU	DD	12	16660N
International B-414						
IHC 4-154 Diesel	1967-64	Lucas System	LU	DD	12	16660N
International B-434						
Diesel Engines	1976-66	Lucas System	LU	DD	12	16660N
International B-444						
Diesel Engines	1976-66	Lucas System	LU	DD	12	16660N

STARTERS

STARTERS

ENGINE	YEAR	APPLICATION	Mfg	Type	Volt	PART NUMBER
INTERNATIONAL - Agricultural Tractor (Cont'd)						
International I-4						
IHC C-163 Gas	1951-40	Delco System	DR	DD	6	4132N
McCormick O-4						
IHC C-152 Gas	1951-40	Delco System	DR	DD	6	4132N
McCormick O-6						
IHC C-248 Gas	1951-40	Delco System	DR	DD	6	4132N
McCormick O-9						
IHC C-264 Gas	1951-40	Delco System	DR	DD	6	4132N
McCormick OS-4						
IHC C-152 Gas	1951-40	Delco System	DR	DD	6	4132N
McCormick OS-6						
IHC C-248 Gas	1951-40	Delco System	DR	DD	6	4132N
McCormick Super W-4						
IHC C-163 Gas	1951-40	Delco System	DR	DD	6	4132N
McCormick Super W-6 / W-6TA						
IHC C-264 Gas	1951-46	Delco System	DR	DD	6	4132N
McCormick Super W-9 / WR-9						
IHC C-335 Gas	1951-46	Delco System	DR	DD	6	4132N
7588						
IHC V-800 Diesel	1984	Delco System	DR	42MT	12	6356N
7788						
IHC V-800 Diesel	1984	Delco System	DR	42MT	12	6356N
Hydro 84						
IHC D-256 Diesel	1984-78	Delco System	DR	37MT	12	6382N-PT
Various	1986-85	DR, 37MT, 10T	DR	37MT	12	6382N-PT
INTERNATIONAL - Backhoe						
3944 Yumbo						
F4L912 Diesel	1986-82	Bosch System	BO	DD	12	17075N
F4L912 Diesel	1981-79	Bosch System	BO	DD	12	17074N
F4L912 Diesel	1978-75	Bosch System	BO	DD	12	17074N
F4L912 Diesel	1974-73	Bosch System	BO	DD	12	17075N
3945 Yumbo						
F4L912 Diesel	1986-82	Bosch System	BO	DD	12	17075N
F4L912 Diesel	1981-79	Bosch System	BO	DD	12	17074N
F4L912 Diesel	1978-75	Bosch System	BO	DD	12	17074N
F4L912 Diesel	1974-73	Bosch System	BO	DD	12	17075N
3960 Yumbo						
F6L912 Diesel	1986-82	Bosch System	BO	DD	12	17075N
F6L912 Diesel	1981-79	Bosch System	BO	DD	12	17074N
F6L912 Diesel	1978-73	Bosch System	BO	DD	12	17074N
3961 Yumbo						
F6L912 Diesel	1986-82	Bosch System	BO	DD	12	17075N
F6L912 Diesel	1981-79	Bosch System	BO	DD	12	17074N
F6L912 Diesel	1978-73	Bosch System	BO	DD	12	17074N
3964 Yumbo						
D-358 Diesel	1981-80	Bosch System	BO	DD	12	17228N

STARTERS

STARTERS

ENGINE	YEAR	APPLICATION	Mfg	Type	Volt	PART NUMBER
INTERNATIONAL - Backhoe (Cont'd)						
3964 Yumbo (Cont'd)						
D-358 Diesel	1979-78	Bosch System	BO	DD	12	17228N
D-358 Diesel	1977-71	Bosch System	BO	DD	12	17228N
3965 Yumbo						
D-358 Diesel	1981-80	Bosch System	BO	DD	12	17228N
D-358 Diesel	1979-78	Bosch System	BO	DD	12	17228N
D-358 Diesel	1977-71	Bosch System	BO	DD	12	17228N
3980 Yumbo						
D-358 Diesel	1981-80	Bosch System	BO	DD	12	17228N
D-358 Diesel	1979-78	Bosch System	BO	DD	12	17228N
D-358 Diesel	1977-71	Bosch System	BO	DD	12	17228N
I-3600AD						
D-282 Diesel	1976-71	Delco System	DR	DD	12	6410N-PT
I-3820DA						
D-310 Diesel	1974-71	Delco System	DR	DD	12	6410N-PT
INTERNATIONAL - Class 8 Cement Mixer						
5500						
Various Engines	1984-78	Diesel Engines	DR	OSGR	12	6576N
INTERNATIONAL - Combine						
1420						
Diesel	1986	DR, 37MT, 10T	DR	37MT	12	6382N-PT
1440						
Various	1986	DR, 37MT, 10T	DR	37MT	12	6382N-PT
1460						
Diesel	1986	DR, 37MT, 10T	DR	37MT	12	6382N-PT
1470						
Diesel	1986	DR, 37MT, 10T	DR	37MT	12	6382N-PT
1480						
Diesel	1986	DR, 37MT, 10T	DR	37MT	12	6382N-PT
403						
D-301 Diesel	1970-68	Delco System	DR	DD	12	4971N
503						
D-301 Diesel	1969-68	Delco System	DR	DD	12	4971N
615D						
D-282 Diesel	1971	Delco System	DR	DD	12	4971N
715D						
D-301 Diesel	1974-71	Delco System	DR	DD	12	6410N-PT
D-310 Diesel	1979-75	Delco System	DR	OSGR	12	6572N
INTERNATIONAL - Cotton Picker						
416						
D-282 Diesel	1978-67	Delco System	DR	DD	12	4971N
422						
D-282 Diesel	1978-67	Delco System	DR	DD	12	4971N

STARTERS

ENGINE	YEAR	APPLICATION	Mfg	Type	Volt	PART NUMBER
INTERNATIONAL - Dozer						
TD-20B						
DT-429 Diesel	1971-63	Delco System	DR	DD	24	3745N
TD-20C						
DT-573B Diesel	1970	Delco System	DR	DD	24	3745N
INTERNATIONAL - Harvester						
Model 50 Forage Harvester						
C-263 Gas Engine	1965-57	Delco System	DR	DD	12	4388N
INTERNATIONAL - Industrial Tractor						
I-2400AD						
D-179 Diesel	1975-71	Hydro. Trans.	DR	DD	12	6410N-PT
I-2400BD						
D-179 Diesel	1975-71	Hydro. Trans.	DR	DD	12	6410N-PT
I-2500AD						
D-239 Diesel	1975-71	Hydro. Trans.	DR	DD	12	6410N-PT
I-2500BD						
D-239 Diesel	1975-71	Hydro. Trans.	DR	DD	12	6410N-PT
I-3400AD						
D-179 Diesel	1975-71	Hydro. Trans.	DR	DD	12	6410N-PT
I-3500AD						
D-239 Diesel	1975-71	Hydro. Trans.	DR	DD	12	6410N-PT
I-3800D						
D-282 Diesel	1972-67	Delco System	DR	DD	12	6410N-PT
D-291 Diesel		Delco System	DR	DD	12	6410N-PT
IHC D-282 Diesel		Delco System	DR	DD	12	6410N-PT
IHC D-291 Diesel	1969-67	Delco System	DR	DD	12	6410N-PT
I-3850D						
D-282 Diesel	1972-67	Delco System	DR	DD	12	6410N-PT
D-291 Diesel		Delco System	DR	DD	12	6410N-PT
IHC D-282 Diesel		Delco System	DR	DD	12	6410N-PT
IHC D-291 Diesel	1969-67	Delco System	DR	DD	12	6410N-PT
I-4500AD						
D-179 Diesel	1982-75	Delco System	DR	DD	12	4971N
D-179 Diesel	1974-73	Hydro. Trans.	DR	DD	12	6410N-PT
I-4500BD						
D-179 Diesel	1982-75	Delco System	DR	DD	12	4971N
D-179 Diesel	1974-73	Hydro. Trans.	DR	DD	12	6410N-PT
I-464D						
D-179 Diesel	1974-73	Hydro. Trans.	DR	DD	12	6410N-PT
I-574D						
D-239 Diesel	1974-73	Hydro. Trans.	DR	DD	12	6410N-PT
I-674D						
D-239 Diesel	1974-73	Hydro. Trans.	DR	DD	12	6410N-PT
I-674DRC						
D-239 Diesel	1974-73	Hydro. Trans.	DR	DD	12	6410N-PT

STARTERS

STARTERS

ENGINE	YEAR	APPLICATION	Mfg	Type	Volt	PART NUMBER
INTERNATIONAL - Lift Truck						
I-4000DB						
D-179 Diesel	1972-71	Hydro. Trans.	DR	DD	12	6410N-PT
D-179 Diesel		Std. Trans.	DR	DD	12	4971N
I-8000DB						
D-239 Diesel	1972-71	Hydro. Trans.	DR	DD	12	6410N-PT
D-239 Diesel		Std. Trans.	DR	DD	12	4971N
INTERNATIONAL - Loader						
100C						
D-239 Diesel	1974-70	Delco System	DR	DD	12	6410N-PT
100E						
D-239 Diesel	1979-74	Delco System	DR	DD	12	6410N-PT
125C						
D-239 Diesel	1974-70	Delco System	DR	DD	12	6410N-PT
125E						
D-239 Diesel	1979-74	Delco System	DR	DD	12	6410N-PT
150						
D-282 Diesel	1974-71	Delco System	DR	DD	12	3774N
DT-282 Diesel	1979-75	Delco System	DR	DD	12	3774N
175C						
DT-466 Diesel	1985-80	Delco System	DR	DD	24	3948N
DT-466 Diesel	1979-75	Delco System	DR	DD	24	3948N
DT-466 Diesel	1974-72	Delco System	DR	DD	24	3948N
250C						
DT-573 Diesel	1984-80	Delco System	DR	DD	24	3745N
DT-573 Diesel	1979-75	Delco System	DR	DD	24	3745N
321						
D-239 Diesel	1986-81	Bosch System	BO	DD	12	17228N
D-310 Diesel	1986-80	Bosch System	BO	DD	12	17228N
D-310 Diesel	1979-78	Bosch System	BO	DD	12	17228N
D-310 Diesel	1977-76	Bosch System	BO	DD	12	17228N
I-3400DA						
D-179 Diesel	1975-71	Hydro. Trans.	DR	DD	12	6410N-PT
D-179 Diesel	1972-71	Std. Trans.	DR	DD	12	4971N
I-3500DA						
D-239 Diesel	1975-71	Hydro. Trans.	DR	DD	12	6410N-PT
D-239 Diesel	1972-71	Std. Trans.	DR	DD	12	4971N
TD-250						
DT-429 Diesel	1969-63	Delco System	DR	DD	24	3745N
DT-573B Diesel	1971-70	Delco System	DR	DD	24	3745N
TD-250C						
DT-573B Diesel	1974-72	Delco System	DR	DD	24	3745N
INTERNATIONAL - Paydozer						
D-100B						
Cummins NH-250	1969-68	Delco System	DR	DD	24	3745N
IHC D-817	1969	Delco System	DR	DD	24	3745N

STARTERS

ENGINE	YEAR	APPLICATION	Mfg	Type	Volt	PART NUMBER
INTERNATIONAL - Paydozer (Cont'd)						
D-120C						
Cummins NT-310	1969-68	Delco System	DR	DD	24	3745N
Cummins NT-855ci	1973-70	Delco System	DR	DD	24	3745N
DT-817B / DT-817C	1974-70	Delco System	DR	DD	24	3745N
IHC DT-573	1969-68	Delco System	DR	DD	24	3745N
D-400						
Cummins V12-525	1969-68	Delco System	DR	50MT	24	4930N
DD 12V-71		Delco System	DR	50MT	24	4930N
D-500						
Cummins VT-12-635	1974-68	Delco System	DR	50MT	24	4930N
DD 16V-71N	1973-68	Delco System	DR	50MT	24	4930N
D-90C						
Cummins V6R-180	1969-68	Delco System	DR	DD	24	3745N
DD 6V-53		Delco System	DR	DD	24	3945N
IHC DT-573		Delco System	DR	DD	24	3745N
INTERNATIONAL - Payhauler						
330						
DT-817C Diesel	1979-73	Delco System	DR	DD	24	3745N
340						
DT-817C Diesel	1979-73	Delco System	DR	DD	24	3745N
350						
Cummins VT-1710C	1979-73	50MT, 24 Volt	DR	50MT	24	4930N
DD 16V-71N		50MT, 24 Volt	DR	50MT	24	4930N
PH 350B						
Cummins VT-1710C	1980-	Delco System	DR	50MT	24	4930N
DD 16V-71N		Delco System	DR	50MT	24	4930N
PH-100						
DT-817B Diesel	1970-65	Delco System	DR	DD	24	3745N
PH-100B						
DT-817B Diesel	1970-68	Delco System	DR	DD	24	3745N
PH-140						
DT-817B Diesel	1979-68	Delco System	DR	DD	24	3745N
PH-180						
Cummins VT-1710C	1979-67	50MT, 24 Volt	DR	50MT	24	4930N
DD 12V-71	1970-65	50MT, 24 Volt	DR	50MT	24	4930N
DD 16V-71N	1979-67	50MT, 24 Volt	DR	50MT	24	4930N
PH-65						
D-817 Diesel	1979-59	Delco System	DR	DD	24	3745N
D-817 Diesel	1967-65	Delco System	DR	DD	24	3745N
PH-65B						
DVT-573 Diesel	1969-68	Delco System	DR	DD	24	3745N
PH-65C						
DVT-573B Diesel	1970	Delco System	DR	DD	24	3745N
PH-65D						
DVT-573 Diesel	1967-65	Delco System	DR	DD	24	3745N

STARTERS

STARTERS

ENGINE	YEAR	APPLICATION	Mfg	Type	Volt	PART NUMBER
INTERNATIONAL - Payhauler (Cont'd)						
PH-95						
D-817 Diesel	1966-65	Delco System	DR	DD	24	3745N
D-817 Diesel	1964-59	Delco System	DR	DD	24	3745N
INTERNATIONAL - Payloader						
530						
DT-414 Diesel	1985-78	Delco System	DR	DD	24	3948N
540						
DT-466B Diesel	1985-78	Delco System	DR	DD	24	3948N
560						
DTI-817C Diesel	1982-75	Delco System	DR	DD	24	3745N
560B						
KT-1150C Diesel	1985-80	Delco System	DR	DD	24	3948N
H-100B						
Cummins NH-250	1969-68	Delco System	DR	DD	24	3745N
IHC D-817	1969	Delco System	DR	DD	24	3745N
H-100C						
Cummins NT-855ci	1973-70	Delco System	DR	DD	24	3745N
DT-817C	1979-70	Delco System	DR	DD	24	3745N
H-120C						
Cummins NT-310	1969-68	Delco System	DR	DD	24	3745N
Cummins NT-855ci	1973-70	Delco System	DR	DD	24	3745N
IHC DT-817B	1973-69	Delco System	DR	DD	24	3745N
H-25B						
IHC D-188 Diesel	1979-68	Delco System	DR	OSGR	12	6575N
H-30B						
D-236 Diesel	1979-68	Delco System	DR	DD	12	6410N-PT
D-282 Diesel		Delco System	DR	DD	12	6410N-PT
IHC C-263 Gas	1979-74	Delco System	DR	DD	12	4388N
IHC C-263 Gas	1973-69	Delco System	DR	DD	12	4388N
H-30F						
D-236 Diesel	1979-68	Delco System	DR	DD	12	6410N-PT
D-282 Diesel		Delco System	DR	DD	12	6410N-PT
IHC C-263 Gas	1979-75	Delco System	DR	DD	12	4388N
IHC C-263 Gas	1973-69	Delco System	DR	DD	12	4388N
H-30R						
D-236 Diesel	1979-68	Delco System	DR	DD	12	6410N-PT
D-282 Diesel		Delco System	DR	DD	12	6410N-PT
IHC C-263 Gas	1979-74	Delco System	DR	DD	12	4388N
IHC C-263 Gas	1973-69	Delco System	DR	DD	12	4388N
H-400						
Cummins V12-525	1968	50MT, 24 Volt	DR	50MT	24	4930N
DD 12V-71N		50MT, 24 Volt	DR	50MT	24	4930N
H-400B						
Cummins VT-1710C	1974-70	Delco System	DR	50MT	24	4930N
H-400C						
Cummins VT-1710C	1979-75	Delco System	DR	50MT	24	4930N

STARTERS

ENGINE	YEAR	APPLICATION	Mfg	Type	Volt	PART NUMBER
INTERNATIONAL - Payloader (Cont'd)						
H-50C						
Cummins C-160	1973-70	Delco System	DR	DD	12	3974N
D-282 Diesel	1979-69	Delco System	DR	DD	12	6410N-PT
IHC C-301 Gas	1979-74	Delco System	DR	DD	12	4388N
H-60B						
D-301 Diesel	1969	Delco System	DR	DD	12	6410N-PT
D-301 Diesel	1968	Delco System	DR	DD	12	4971N
H-60E						
D-360 Diesel	1979-74	Delco System	DR	DD	24	3948N
H-65C						
Cummins C-160	1973-70	Delco System	DR	DD	12	3974N
DT-414 Diesel	1979-70	Delco System	DR	DD	24	3948N
H-80						
DT-429 Diesel	1969	Delco System	DR	DD	12	3974N
H-80A						
DT-429 Diesel	1973-70	Delco System	DR	DD	12	3974N
H-80B						
DT-466 Diesel	1979-74	Delco System	DR	DD	24	3948N
H-90C						
Cummins JT6ci	1969-68	Delco System	DR	DD	24	3745N
IHC DT-573		Delco System	DR	DD	24	3745N
H-90E						
DVT-573B	1979-75	Delco System	DR	DD	24	3745N
DVT-573B	1974-70	Delco System	DR	DD	24	3745N
HB-25						
Various Engines	1976-67	Lucas - Dsl Engine	LU	DD	12	16660N
INTERNATIONAL - Paylogger						
S-9						
IHC D-310 Diesel	1969-68	Delco System	DR	DD	12	6410N-PT
INTERNATIONAL - Paymover						
T-500						
DD 8V-71T	1974	Delco System	DR	DD	12	3974N
T-800S						
DVT-573B	1979-75	Delco System	DR	DD	12	3974N
TD-225SL						
DD 6V-53N	1985-69	Delco System	DR	DD	12	3974N
DD 6V-53N	1968	Delco System	DR	DD	24	3945N
TD-300SL						
DD 6V-53N	1985-69	Delco System	DR	DD	12	3974N
DD 6V-53N	1968	Delco System	DR	DD	24	3945N
INTERNATIONAL - Payscraper						
270						
DVT-573 Diesel	1974-71	Delco System	DR	DD	24	3745N
DVT-573 Diesel	1970-68	Delco System	DR	DD	24	3745N

STARTERS

STARTERS

ENGINE	YEAR	APPLICATION	Mfg	Type	Volt	PART NUMBER
INTERNATIONAL - Payscraper (Cont'd)						
295						
DT-817B/C Diesel	1974-68	Delco System	DR	DD	24	3745N
295B						
DT-817B/C Diesel	1974-68	Delco System	DR	DD	24	3745N
2T-55						
Cummins Engines	1961-57	Delco System	DR	DD	24	3745N
Cummins Engines	1956-55	Delco System	DR	DD	24	3745N
2T-70						
DVT-573 Diesel	1967-65	Delco System	DR	DD	24	3745N
2T-75						
Cummins Engines	1961-57	Delco System	DR	DD	24	3745N
Cummins Engines	1956-55	Delco System	DR	DD	24	3745N
2T-95						
D-817 / DT(I)-817	1967-59	Delco System	DR	DD	24	3745N
350B						
Cummins VT-1710C	1982-80	Delco System	DR	50MT	24	4930N
DD 16V-71N		Delco System	DR	50MT	24	4930N
412						
DT-466 Diesel	1979-71	Delco System	DR	DD	24	3948N
412B						
DT-466 Diesel	1987-80	Delco System	DR	DD	24	3948N
431						
D-239 Diesel	1986-81	Bosch System	BO	DD	12	17228N
DVT-800 Diesel	1985-80	Front Only	DR	DD	24	3948N
DVT-800 Diesel	1979-73	Front Only	DR	DD	24	3745N
433						
DVT-800 (F) / DT-466 (R)	1985-80	Front Only	DR	DD	24	3948N
DVT-800 (F) / DT-466 (R)	1979-74	Front Only	DR	DD	24	3745N
433B						
DVT-800 (F) / DT-466 (R)	1985-83	Front Only	DR	DD	24	3948N
442						
DVT-800 Diesel	1985-80	Front Only	DR	DD	24	3948N
DVT-800 Diesel	1979-74	Front Only	DR	DD	24	3745N
4T-95						
D-817 / DT(I)-817	1967-59	Delco System	DR	DD	24	3745N
531						
D-310 Diesel	1986-80	Bosch System	BO	DD	12	17228N
D-310 Diesel	1979	Bosch System	BO	DD	12	17228N
D-310 Diesel	1978-72	Bosch System	BO	DD	12	17228N
E-270						
DVT-573 Diesel	1973-68	Delco System	DR	DD	24	3745N
E-295						
DT-817B/C Diesel	1974-68	Delco System	DR	DD	24	3745N
E-295B						
DT-817B/C Diesel	1974-68	Delco System	DR	DD	24	3745N

STARTERS

ENGINE	YEAR	APPLICATION	Mfg	Type	Volt	PART NUMBER
INTERNATIONAL - Pyscraper (Cont'd)						
ET-270						
DVT-573 Diesel	1973-68	Delco System	DR	DD	24	3745N
INTERNATIONAL - Power Unit						
BUD-144						
All Engines	1976-69	Lucas System	LU	DD	12	16660N
BUD-154						
All Engines	1976-69	Lucas System	LU	DD	12	16660N
U-817						
GTI-817B	1972-63	Delco System	DR	DD	24	3745N
U-817B						
GTI-817B	1972-71	Delco System	DR	DD	24	3745N
UC-175						
C-175	1972	w/o Oil Sealed	DR	DD	12	4388N
UC-200						
C-200	1972	w/o Oil Sealed	DR	DD	12	4388N
UC-221						
C-221	1969-65	Delco System	DR	DD	12	4388N
UC-221B						
C-221	1972	w/o Oil Sealed	DR	DD	12	4388N
C-221	1971-70	Delco System	DR	DD	12	4388N
UC-263						
C-263	1970-65	Delco System	DR	DD	12	4388N
UC-263B						
C-263	1972	w/o Oil Sealed	DR	DD	12	4224N
C-263	1971-70	Delco System	DR	DD	12	4388N
UC-301						
C-301 Gas	1969-63	Delco System	DR	DD	12	4388N
UC-301B						
C-301 Gas	1971-70	Delco System	DR	DD	12	4388N
UD-236						
D-236	1971-68	Delco System	DR	DD	12	4971N
UD-282						
D-282	1973-68	Delco System	DR	DD	12	4971N
UD-301						
D-301	1964-62	Delco System	DR	DD	12	6410N-PT
UD-817						
D-817	1967-59	Delco System	DR	DD	24	3745N
UD-817B						
D-817	1971-62	Delco System	DR	DD	24	3745N
UDT-429						
DT-429	1969-65	Delco System	DR	DD	24	3745N
UDT-573						
DT-573	1969-65	Delco System	DR	DD	24	3745N

STARTERS

STARTERS

ENGINE	YEAR	APPLICATION	Mfg	Type	Volt	PART NUMBER
INTERNATIONAL - Power Unit (Cont'd)						
UDT-817						
DT-817	1967-59	Delco System	DR	DD	24	3745N
DT-817	1961-60	Delco System	DR	DD	12	3974N
UDT-817B						
DT-817	1972-67	Delco System	DR	DD	12	3974N
DT-817	1972-63	Delco System	DR	DD	24	3745N
UT-817						
GTI-817B	1972-62	Delco System	DR	DD	24	3745N
UT-817B						
GTI-817B	1972-71	Delco System	DR	DD	24	3745N
UV-345						
V-345 Gas / LPG	1971-60	Delco System	DR	DD	12	4162N
UV-392						
V-392	1971	Delco System	DR	DD	12	4162N
UV-395						
V-395	1970-69	Delco System	DR	DD	12	4162N
INTERNATIONAL - Track Tractor						
TD-6						
D-282 Diesel	1970-59	Delco System	DR	DD	12	3774N
INTERNATIONAL - Tractor						
BTD5						
Diesel Engines	1972-60	Lucas System	LU	DD	12	16660N
TD-12						
D-466 Diesel	1985-80	Delco System	DR	DD	24	3948N
TD-15C						
DT-466 Diesel	1985-80	Delco System	DR	DD	24	3948N
DT-466 Diesel	1979-75	Delco System	DR	DD	24	3948N
DT-466 Diesel	1974-72	Delco System	DR	DD	24	3948N
TD-20E						
DVT-800 Diesel	1985-80	Delco System	DR	DD	24	3745N
DVT-800 Diesel	1979-75	Delco System	DR	DD	24	3745N
TD-25C						
DT-817 Diesel	1976-72	Delco System	DR	DD	24	3948N
DT-817 Diesel	1971	Delco System	DR	DD	24	3745N
TD-25E						
DT-817 Diesel	1985-79	Delco System	DR	DD	24	3745N
TD-30						
DT-817 Diesel	1967-60	Delco System	DR	DD	24	3745N
TD-40						
KT-1150 Diesel	1985-80	Delco System	DR	DD	24	3745N
TD-7C						
D-206 Diesel	1974-70	Delco System	DR	DD	12	6410N-PT
TD-7E						
D-239 Diesel	1979-75	Delco System	DR	DD	12	6410N-PT

STARTERS

ENGINE	YEAR	APPLICATION	Mfg	Type	Volt	PART NUMBER
INTERNATIONAL - Tractor (Cont'd)						
TD-8B						
D-239 Diesel	1978	Bosch System	BO	DD	12	17228N
D-239 Diesel	1977-69	Bosch System	BO	DD	12	17228N
TD-8C						
D-239 Diesel	1974-70	Delco System	DR	DD	12	6410N-PT
TD-8E						
DT-239 Diesel	1979-75	Delco System	DR	DD	12	6410N-PT
TD-9B						
DT-282 Diesel	1979-59	Delco System	DR	DD	12	3774N
XC-5						
DT-466 Diesel	1985-80	Delco System	DR	DD	24	3948N
XL-175						
DT-466 Diesel	1985-80	Delco System	DR	DD	24	3948N
INTERNATIONAL - Tractor - Compact						
354						
IHC 4-144 Gas	1975-72	Delco System	LU	DD	12	16660N
INTERNATIONAL - Windrower						
210						
D-206 Diesel	1971-67	Delco System	DR	OSGR	12	6576N
225						
D-206 Diesel	1971-67	Delco System	DR	OSGR	12	6576N
275D						
D-206 Diesel	1971-67	Delco System	DR	OSGR	12	6576N
375D						
D-206 Diesel	1971-67	Delco System	DR	OSGR	12	6576N
5000						
Various Engines	1984-78	Diesel Engines	DR	OSGR	12	6576N
ISHIKAWAJIMA - Misc. Equipment						
Various Models						
N843, N844 Eng.	1998-93	All	ND	OSGR	12	18139N
N844 Diesel	2000-95	All	ND	OSGR	12	18139N
ISUZU - Engine Industrial						
Misc. Industrial Equipment						
2AB1 Engine	1981-	Denso System	ND	OSGR	12	16739N
3AB1 Engine	1985-	Verify OEM No.	ND	OSGR	12	17381N
3AB1 Engine	1981-	Verify OEM No.	ND	OSGR	12	16739N
3AD1 Engine	1982-	Hitachi System	HI	OSGR	12	18050N
4BA1 Engine	1989-82	Hitachi System	HI	OSGR	24	18284N
4BB1 Engine	1978-	Denso System	ND	OSGR	12	17302N
4BC1 Engine	1985-	Hitachi System	HI	OSGR	24	18280N
4BC2 Engine		Hitachi System	HI	OSGR	24	18280N
4BD1 Engine	1989-	Denso System	ND	OSGR	12	17302N
4BD1 Engine	1980-	Denso System	ND	OSGR	12	17302N
4BJ1 Engine	1992-	Hitachi System	HI	OSGR	12	18299N

STARTERS

STARTERS

ENGINE	YEAR	APPLICATION	Mfg	Type	Volt	PART NUMBER
ISUZU - Engine Industrial (Cont'd)						
Misc. Industrial Equipment (Cont'd)						
4BJ1 Engine	1986-	Hitachi System	HI	OSGR	24	18281N
4BJ1 Engine		Hitachi System	HI	OSGR	12	18299N
4FA1 Engine	1981-	Denso System	ND	OSGR	12	16739N
4FB1 Engine	1987-	Hitachi System (2.0kw)	HI	OSGR	12	18050N
4FB1 Engine	1986-82	Hitachi System (2.0kw)	HI	OSGR	12	16740N
4JG2 Engine	1992-	Denso System	ND	OSGR	12	18449N
6BB1 Engine	1976-	24 Volt Starter	ND	OSGR	24	18190N
6BD1 Engine	All	24 Volt Starter	ND	OSGR	24	18190N
6BD1 Engine	1980-	Verify OEM No.	ND	OSGR	12	17302N
6BF1 Engine	All	24 Volt Starter	ND	OSGR	24	18190N
6BG1 Engine		24 Volt Starter	ND	OSGR	24	18190N
C-190 Engine	1995-82	Hitachi System	HI	OSGR	24	18285N
C-190 Engine	1988-	Verify OEM No.	ND	OSGR	12	16739N
C-190 Engine	1981-	Verify OEM No.	ND	OSGR	12	16739N
C-190 Engine	1979-	Gear Reduct. (Std.)	ND	OSGR	12	16739N
C-201 Engine	1984-	All	ND	OSGR	12	16739N
C-223 Engine	1983-	Verify OEM No.	ND	OSGR	12	16739N
C-223 Engine	1981-	Verify OEM No.	ND	OSGR	12	16739N
C-240 Engine	1995-82	Hitachi System	HI	OSGR	24	18285N
C-240 Engine	1988-	All	ND	OSGR	12	16739N
C-240 Engine	1979-	Gear Reduct. (Std.)	ND	OSGR	12	16739N
KDB Engine	1985-	All	ND	OSGR	12	16739N
IVECO - Medium Duty						
110.16A						
BF6L913	1986-	Bosch System	BO	DD	24	17073N
J.C. BAMFORD - Excavator						
805						
Perkins 4-236	1979-71	1st Production	LU	DD	12	17072N
Perkins 4-236		2Denso Production	LU	DD	12	17652N
805B						
Perkins 4-236	1979-71	1st Production	LU	DD	12	17072N
Perkins 4-236		2Denso Production	LU	DD	12	17652N
805BT						
Perkins 4-236	1988-82	1st Production	LU	DD	12	17072N
Perkins 4-236		2Denso Production	LU	DD	12	17652N
806						
Perkins 4-248	1979-73	Lucas System	LU	DD	12	17652N
806B						
Perkins 4-248	1985-73	Lucas System	LU	DD	12	17652N
806C						
Perkins 4-248	1985-73	Lucas System	LU	DD	12	17652N
807						
Perkins 6-354	1979-73	Lucas System	LU	DD	12	17652N
807B						
Perkins 6-354	1985-73	Lucas System	LU	DD	12	17652N
807C						
Perkins 6-354	1985-73	Lucas System	LU	DD	12	17652N

STARTERS

ENGINE	YEAR	APPLICATION	Mfg	Type	Volt	PART NUMBER
J.C. BAMFORD - Excavator (Cont'd)						
808						
Perkins 6-354	1980-73	Lucas System	LU	DD	12	17652N
811						
Perkins 6-354	1988-85	1st Production	LU	DD	12	17652N
Perkins 6-354		2Denso Production	LU	DD	12	17649N
812						
Perkins 6-354	1990-85	1st Production	LU	DD	12	17652N
Perkins 6-354		2Denso Production	LU	DD	12	17649N
814						
Perkins 6-354	1990-85	1st Production	LU	DD	12	17652N
Perkins 6-354		2Denso Production	LU	DD	12	17649N
817						
Perkins 6-354	1988-85	Lucas System	LU	DD	12	17649N
818						
Perkins 6-354	1990-85	Lucas System	LU	DD	12	17649N
820						
Perkins 6-354	1990-85	Lucas System	LU	DD	12	17649N
J.C. BAMFORD - Lift Truck						
926						
Perkins 1004	1988-89	Lucas System	LU	DD	12	17652N
Perkins 4-243		Lucas System	LU	DD	12	17652N
930						
Perkins 1004	1988-86	Lucas System	LU	DD	12	17652N
Perkins 4-243		Lucas System	LU	DD	12	17652N
940						
Perkins 1004	1988-92	Lucas System	LU	DD	12	17652N
Perkins 4-243		Lucas System	LU	DD	12	17652N
J.C. BAMFORD - Loader						
1000						
Perkins 4-243	1979-69	Lucas System	LU	DD	12	17652N
110						
Perkins 4-243	1981-70	Lucas System, M50	LU	DD	12	17650N
110B						
Perkins 4-243	1981-70	Lucas System, M50	LU	DD	12	17650N
110C						
Perkins 4-243	1981-70	Lucas System, M50	LU	DD	12	17650N
1200						
Perkins 4-243	1979-69	Lucas System	LU	DD	12	17652N
1250						
Perkins 6-354	1979-69	Lucas System	LU	DD	12	17652N
1400 / 1400B						
Perkins 4-236	1991-85	1st Production	LU	DD	12	17072N
Perkins 4-236		2Denso Production	LU	DD	12	17652N

STARTERS

STARTERS

ENGINE	YEAR	APPLICATION	Mfg	Type	Volt	PART NUMBER
J.C. BAMFORD - Loader (Cont'd)						
1500 / 1500B						
Perkins 4-236	1991-85	1st Production	LU	DD	12	17072N
Perkins 4-236		2Denso Production	LU	DD	12	17652N
1600B						
Perkins 4-236	1993-87	1st Production	LU	DD	12	17072N
Perkins 4-236		2Denso Production	LU	DD	12	17652N
1700 / 1700B						
Perkins 4-236	1991-85	1st Production	LU	DD	12	17072N
Perkins 4-236		2Denso Production	LU	DD	12	17652N
185-65						
Cummins 6BTA	1995-	Lucas System	LU	DD	12	18065N-OE
2						
Perkins Engines	1985-72	Lucas System	LU	DD	12	17071N
214 Series						
Perkins 1004	1997-86	Lucas System	LU	DD	12	17652N
Perkins 4-243		Lucas System	LU	DD	12	17652N
215 Series						
Perkins 1004	1997-86	Lucas System	LU	DD	12	17652N
Perkins 4-243		Lucas System	LU	DD	12	17652N
217 Series						
Perkins 1004	1997-86	Lucas System	LU	DD	12	17652N
Perkins 4-243		Lucas System	LU	DD	12	17652N
2CX						
Perkins Engines	1992-90	Lucas System	LU	DD	12	17652N
3						
Perkins Engines	1985-72	Lucas System	LU	DD	12	17071N
3C						
Perkins 4-236	1985-72	Lucas System	LU	DD	12	17071N
3C1400						
Perkins 4-236	1985-80	1st Production	LU	DD	12	17072N
Perkins 4-236		2Denso Production	LU	DD	12	17652N
3C1550						
Perkins 4-236	1985-80	1st Production	LU	DD	12	17072N
Perkins 4-236		2Denso Production	LU	DD	12	17652N
3CX Sitemaster						
Perkins 4-236	1991-85	1st Production	LU	DD	12	17072N
Perkins 4-236		2Denso Production	LU	DD	12	17652N
Perkins 4-236	1984-80	Lucas System	LU	DD	12	17071N
3D1700						
Perkins 4-236	1985-80	1st Production	LU	DD	12	17072N
Perkins 4-236		2Denso Production	LU	DD	12	17652N
3DS						
Perkins Engines	1985-80	Lucas System	LU	DD	12	17071N
406						
Perkins 3-153	1994-90	Lucas System	LU	DD	12	17639N
407						
Perkins Engines	1996-93	Lucas System	LU	DD	12	17652N

STARTERS

ENGINE	YEAR	APPLICATION	Mfg	Type	Volt	PART NUMBER
J.C. BAMFORD - Loader (Cont'd)						
408						
Perkins 4-254	1994-90	Lucas System	LU	DD	12	17652N
409						
Perkins Engines	1996-93	Lucas System	LU	DD	12	17652N
410						
Perkins 6-354	1984-72	1st Production	LU	DD	12	17072N
Perkins 6-354		2Denso Production	LU	DD	12	17652N
Perkins Engines	1994-85	Lucas System	LU	DD	12	17652N
411						
Perkins Engines	1996-94	Lucas System	LU	DD	12	17652N
412						
Perkins Engines	1996-85	Lucas System	LU	DD	12	17652N
413						
Perkins 6-354	1983-71	Lucas System	LU	DD	12	17652N
415						
Perkins Engines	1996-85	Lucas System	LU	DD	12	17652N
416						
Perkins Engines	1996-94	Lucas System	LU	DD	12	17652N
418						
Perkins 6-354	1983-71	Lucas System	LU	DD	12	17652N
420						
Perkins 6-354	1983-71	1st Production	LU	DD	12	17072N
Perkins 6-354		2Denso Production	LU	DD	12	17652N
430						
Perkins 6-354	1983-71	1st Production	LU	DD	12	17072N
Perkins 6-354		2Denso Production	LU	DD	12	17652N
4CN						
Perkins 4-236	1985-80	1st Production	LU	DD	12	17072N
Perkins 4-236		2Denso Production	LU	DD	12	17652N
4D						
Perkins 4-236	1980	Lucas System	LU	DD	12	17071N
4DS						
Perkins Engines	1985-80	Lucas System	LU	DD	12	17071N
505						
Perkins 1004	1995-89	Lucas System	LU	DD	12	17652N
Perkins 4-243		Lucas System	LU	DD	12	17652N
506						
Perkins 1004	1995-89	Lucas System	LU	DD	12	17652N
Perkins 4-243		Lucas System	LU	DD	12	17652N
508						
Perkins 1004	1995-89	Lucas System	LU	DD	12	17652N
Perkins 4-243		Lucas System	LU	DD	12	17652N
510						
Perkins 1004	1995-89	Lucas System	LU	DD	12	17652N
Perkins 4-243		Lucas System	LU	DD	12	17652N

STARTERS

STARTERS

ENGINE	YEAR	APPLICATION	Mfg	Type	Volt	PART NUMBER
J.C. BAMFORD - Loader (Cont'd)						
515						
Perkins Engines	1995-90	Lucas System	LU	DD	12	17652N
520						
Perkins 4-236	1989-82	1st Production	LU	DD	12	17072N
Perkins 4-236		2Denso Production	LU	DD	12	17652N
525						
Perkins Engines	1982-78	Lucas System	LU	DD	12	17071N
525B						
Perkins 4-236	1989-82	1st Production	LU	DD	12	17072N
Perkins 4-236		2Denso Production	LU	DD	12	17652N
530						
Perkins 4-236	1991-87	1st Production	LU	DD	12	17072N
Perkins 4-236		2Denso Production	LU	DD	12	17652N
530B						
Perkins 4-236	1991-87	1st Production	LU	DD	12	17072N
Perkins 4-236		2Denso Production	LU	DD	12	17652N
540						
Perkins Engines	1994-87	1st Production	LU	DD	12	17072N
Perkins Engines		2Denso Production	LU	DD	12	17652N
540B						
Perkins Engines	1997-87	1st Production	LU	DD	12	17072N
Perkins Engines		2Denso Production	LU	DD	12	17652N
5C						
Various Engines	1971-69	Lucas System, M50	LU	DD	12	17650N
6C						
Various Engines	1971-69	Lucas System, M50	LU	DD	12	17650N
702						
Perkins Engines	1974-69	Lucas System	LU	DD	12	17652N
704						
Perkins Engines	1974-69	Lucas System	LU	DD	12	17652N
7B						
Various Engines	1971-69	Lucas System, M50	LU	DD	12	17650N
7C						
Various Engines	1971-69	Lucas System, M50	LU	DD	12	17650N
8						
Perkins 6-354	1974-69	Lucas System, M50	LU	DD	12	17650N
8C						
Perkins 6-354	1974-68	Lucas System, M50	LU	DD	12	17650N
8D						
Perkins 6-354	1974-68	Lucas System, M50	LU	DD	12	17650N
900						
Perkins 6-354	1975-69	Lucas System	LU	DD	12	17652N
902						
Perkins 6-354	1975-69	Lucas System	LU	DD	12	17652N

STARTERS

ENGINE	YEAR	APPLICATION	Mfg	Type	Volt	PART NUMBER
J.C. BAMFORD - Misc. Equipment						
520 Cherry Picker						
Perkins 4-236	1984-78	1st Production	LU	DD	12	17072N
Perkins 4-236		2Denso Production	LU	DD	12	17652N
JOHN DEERE - Agricultural Tractor						
1030						
2.7L Diesel	1982-70	Bosch System	BO	DD	12	16563N
Built in Spain	All	Bosch System	BO	DD	12	16563N
1030OU						
Built in Spain	All	Bosch System	BO	DD	12	16563N
1030VU						
Built in Spain	All	Bosch System	BO	DD	12	16563N
1035						
Built in Spain	All	Bosch System	BO	DD	12	16563N
1035EF						
Built in Spain	All	Bosch System	BO	DD	12	16563N
1035EV						
Built in Spain	All	Bosch System	BO	DD	12	16563N
1040						
All Engines	1984-70	Bosch System	BO	DD	12	16563N
All Engines		Bosch System	BO	DD	12	17095N
Built in Spain	All	Serial #126012-On	BO	DD	12	17095N
Built in Spain		To Serial #126011	BO	DD	12	16563N
1040V						
Built in Spain	All	Serial #126012-On	BO	DD	12	17095N
Built in Spain		To Serial #126011	BO	DD	12	16563N
1065						
All Engines	All	Bosch System	BO	DD	12	17095N
All Engines	1994-00	Bosch System	BO	DD	12	16563N
1068						
All Engines	All	Bosch System	BO	DD	12	17095N
All Engines	1994-00	Bosch System	BO	DD	12	16563N
1075						
All Engines	All	Bosch System	BO	DD	12	17095N
All Engines	1994-00	Bosch System	BO	DD	12	16563N
1085						
All Engines	All	Denso System	ND	DD	12	16635N
All Engines	1994-82	Bosch System	BO	DD	12	16563N
1120						
All Engines	1982-70	Bosch System	BO	DD	12	16563N
1130						
All Engines	1982-70	Bosch System	BO	DD	12	16563N
1140						
All Engines	1982-70	Bosch System	BO	DD	12	16563N
All Engines		Bosch System	BO	DD	12	17095N
Built in Spain	All	Serial #126012-On	BO	DD	12	17095N
Built in Spain		To Serial #126011	BO	DD	12	16563N

STARTERS

STARTERS

ENGINE	YEAR	APPLICATION	Mfg	Type	Volt	PART NUMBER
JOHN DEERE - Agricultural Tractor (Cont'd)						
1140F						
Built in Spain	All	Serial #126012-On	BO	DD	12	17095N
Built in Spain		To Serial #126011	BO	DD	12	16563N
1140V						
Built in Spain	All	Serial #126012-On	BO	DD	12	17095N
Built in Spain		To Serial #126011	BO	DD	12	16563N
1350						
All Engines	All	Bosch System	BO	DD	12	17095N
1445F						
All Engines	All	Bosch System	BO	DD	12	17095N
1550						
8.1L Engine	All	Denso System	ND	OSGR	12	18018N
All Engines		Bosch System	BO	DD	12	17095N
1630						
All Engines	1982-73	Bosch System	BO	DD	12	16563N
All Engines		Delco System	DR	OSGR	12	6570N
Built in Spain	All	Bosch System	BO	DD	12	16563N
1630OU						
Built in Spain	All	Bosch System	BO	DD	12	16563N
1630VU						
Built in Spain	All	Bosch System	BO	DD	12	16563N
1635						
Built in Spain	All	Bosch System	BO	DD	12	16563N
1635EF						
Built in Spain	All	Bosch System	BO	DD	12	16563N
1635EV						
Built in Spain	All	Bosch System	BO	DD	12	16563N
1640						
All Engines	1982-70	Bosch System	BO	DD	12	16563N
All Engines		Bosch System	BO	DD	12	17095N
All Engines		Delco System	DR	OSGR	12	6570N
Built in Spain	All	Serial #126012-On	BO	DD	12	17095N
Built in Spain		To Serial #126011	BO	DD	12	16563N
1640F						
Built in Spain	All	Serial #126012-On	BO	DD	12	17095N
Built in Spain		To Serial #126011	BO	DD	12	16563N
1745F						
All Engines	All	Bosch System	BO	DD	12	17095N
1750						
All Engines	All	Bosch System	BO	DD	12	17095N
1750V						
Built in Spain	All	Serial #177767-On	BO	DD	12	17095N
Built in Spain		To Serial #177766	BO	DD	12	17095N
1830						
All Engines	1982-73	Bosch System	BO	DD	12	16563N
All Engines		Delco System	DR	OSGR	12	6570N

STARTERS

ENGINE	YEAR	APPLICATION	Mfg	Type	Volt	PART NUMBER
JOHN DEERE - Agricultural Tractor (Cont'd)						
1840						
All Engines	1982-70	Bosch System	BO	DD	12	16563N
All Engines		Bosch System	BO	DD	12	17095N
All Engines		Delco System	DR	OSGR	12	6570N
Built in Spain	All	Serial #126012-On	BO	DD	12	17095N
Built in Spain		To Serial #126011	BO	DD	12	16563N
1840F						
Built in Spain	All	Serial #126012-On	BO	DD	12	17095N
Built in Spain		To Serial #126011	BO	DD	12	16563N
1845F						
All Engines	All	Bosch System	BO	DD	12	17095N
1850						
All Engines	All	Bosch System	BO	DD	12	17095N
Built in Spain		Serial #177767-On	BO	DD	12	17095N
Built in Spain		To Serial #177766	BO	DD	12	17095N
1850F						
Built in Spain	All	Serial #177767-On	BO	DD	12	17095N
Built in Spain		To Serial #177766	BO	DD	12	17095N
1850V						
Built in Spain	All	Serial #177767-On	BO	DD	12	17095N
Built in Spain		To Serial #177766	BO	DD	12	17095N
1950						
All Engines	All	Bosch System	BO	DD	12	17095N
Built in Spain		Serial #177767-On	BO	DD	12	17095N
Built in Spain		To Serial #177766	BO	DD	12	17095N
1950F						
Built in Spain	All	Serial #177767-On	BO	DD	12	17095N
Built in Spain		To Serial #177766	BO	DD	12	17095N
2030OU						
Built in Spain	All	Bosch System	BO	DD	12	16563N
2035						
Built in Spain	All	Bosch System	BO	DD	12	16563N
2035EF						
Built in Spain	All	Bosch System	BO	DD	12	16563N
2040F						
Built in Spain	All	Serial #126012-On	BO	DD	12	17095N
Built in Spain		To Serial #126011	BO	DD	12	16563N
2040S						
Built in Spain	All	Serial #126012-On	BO	DD	12	17095N
Built in Spain		To Serial #126011	BO	DD	12	16563N
2120						
All Engines	1979-70	Bosch System	BO	DD	12	16563N
2130						
All Engines	1979-70	Bosch System	BO	DD	12	16563N
Built in Spain	All	Bosch System	BO	DD	12	16563N
2135						
Built in Spain	All	Bosch System	BO	DD	12	16563N

STARTERS

STARTERS

ENGINE	YEAR	APPLICATION	Mfg	Type	Volt	PART NUMBER
JOHN DEERE - Agricultural Tractor (Cont'd)						
2140						
All Engines	1982-74	Bosch System	BO	DD	12	16563N
All Engines		Bosch System	BO	DD	12	17095N
Built in Spain	All	Serial #126012-On	BO	DD	12	17095N
Built in Spain		To Serial #126011	BO	DD	12	16563N
2250F						
Built in Spain	All	Serial #177767-On	BO	DD	12	17095N
Built in Spain		To Serial #177766	BO	DD	12	17095N
2345F						
All Engines	All	Bosch System	BO	DD	12	17095N
2440						
4-219 Diesel	1982-76	Bosch System	BO	DD	12	16563N
4-219 Diesel		Delco System	DR	OSGR	12	6570N
2450						
All Engines	All	Bosch System	BO	DD	12	17095N
Built in Spain		Serial #177767-On	BO	DD	12	17095N
Built in Spain		To Serial #177766	BO	DD	12	17095N
2450F						
Built in Spain	All	Serial #177767-On	BO	DD	12	17095N
Built in Spain		To Serial #177766	BO	DD	12	17095N
2510						
4-202 Diesel	1968-65	Delco System	DR	OSGR	12	6570N
2555						
4-239 Diesel	1992-87	Bosch System	BO	DD	12	17095N
2630						
4-276 Diesel	1975-74	Delco System	DR	OSGR	12	6570N
2650						
All Engines	All	Bosch System	BO	DD	12	17095N
Built in Spain		Serial #177767-On	BO	DD	12	17095N
Built in Spain		To Serial #177766	BO	DD	12	17095N
2650F						
Built in Spain	All	Serial #177767-On	BO	DD	12	17095N
Built in Spain		To Serial #177766	BO	DD	12	17095N
2755						
4-239 Diesel	1992-87	Bosch System	BO	DD	12	17095N
2840						
6-329 Diesel	1979-77	Bosch System	BO	DD	12	16563N
6-329 Diesel		Delco System	DR	OSGR	12	6570N
2850						
All Engines	All	Bosch System	BO	DD	12	17095N
Built in Spain		Serial #177767-On	BO	DD	12	17095N
Built in Spain		To Serial #177766	BO	DD	12	17095N
2855N						
4-239 Diesel	1993-87	Bosch System	BO	DD	12	17095N
2940						
6-359 Diesel	1984-80	Bosch System	BO	DD	12	16563N
6-359 Diesel		Bosch System	BO	DD	12	17095N

STARTERS

ENGINE	YEAR	APPLICATION	Mfg	Type	Volt	PART NUMBER
JOHN DEERE - Agricultural Tractor (Cont'd)						
2955						
6-359 Diesel	1992-87	Bosch System	BO	DD	12	17095N
3010						
4-201 Gas & LPG	1963-60	Delco System	DR	DD	12	4388N
4-254 Diesel		Delco System	DR	DD	24	3708N
3020						
4-227 Gas & LPG	1968-63	Delco System	DR	DD	12	4388N
4-270 Diesel	1972-69	Delco System	DR	DD	12	6410N-PT
4-270 Diesel	1968-63	Delco System	DR	DD	24	3708N
3030						
All Engines	1982-79	Original Unit	BO	DD	12	16563N
All Engines		Replacement Unit	BO	DD	12	17095N
3040						
All Engines	1984-80	Bosch System	BO	DD	12	16563N
All Engines		Bosch System	BO	DD	12	17095N
3050						
All Engines	All	Bosch System	BO	DD	12	17095N
3100						
All Engines	All	Iskra System	BO	DD	12	16563N
3110						
All Engines	All	Iskra System	BO	DD	12	16563N
3130						
6-359 Diesel	1982-79	Original Unit	BO	DD	12	16563N
6-359 Diesel		Replacement Unit	BO	DD	12	17095N
Built in Spain	All	Bosch System	BO	DD	12	16563N
3135						
Built in Spain	All	Bosch System	BO	DD	12	16563N
3140						
6-359 Diesel	1982-70	Bosch System	BO	DD	12	16563N
6-359 Diesel		Bosch System	BO	DD	12	17095N
Built in Spain	All	Serial #126012-On	BO	DD	12	17095N
Built in Spain		To Serial #126011	BO	DD	12	16563N
3150						
6-359 Diesel	1987-85	Bosch System	BO	DD	12	17095N
Built in Spain	All	Serial #177767-On	BO	DD	12	17095N
Built in Spain		To Serial #177766	BO	DD	12	17095N
3200						
All Engines	All	Iskra System	BO	DD	12	16563N
3210						
All Engines	All	Iskra System	BO	DD	12	16563N
3310						
All Engines	All	Iskra System	BO	DD	12	16563N
3325						
Yanmar 38HP Dsl	All	Hitachi System	HI	OSGR	12	18051N
Yanmar 4NT82 Diesel	1988-	Hitachi System	HI	OSGR	12	18051N
3340						
Built in Spain	All	Serial #125745-On	BO	DD	12	17095N

STARTERS

STARTERS

ENGINE	YEAR	APPLICATION	Mfg	Type	Volt	PART NUMBER
JOHN DEERE - Agricultural Tractor (Cont'd)						
3340 (Cont'd)						
Built in Spain		To Serial #125744	BO	DD	12	16563N
3350						
All Engines	All	Bosch System	BO	DD	12	17095N
Built in Spain		Serial #177767-On	BO	DD	12	17095N
Built in Spain		To Serial #177766	BO	DD	12	17095N
3400						
All Engines	All	Iskra System	BO	DD	12	16563N
3410						
All Engines	All	Iskra System	BO	DD	12	16563N
3640						
All Engines	All	Bosch System	BO	DD	12	17095N
3650						
All Engines	All	Bosch System	BO	DD	12	17095N
4000						
404 Diesel	1972-69	Delco System	DR	DD	12	6410N-PT
4020						
341 Gas & LPG	1968-63	Gas Engine	DR	DD	12	4388N
404 Diesel	1972-69	Delco System	DR	DD	12	6410N-PT
405 Diesel	1968-63	Delco System	DR	DD	24	3708N
4030						
329 Diesel	1974-73	Delco System	DR	DD	12	6410N-PT
4040						
6-404 Diesel	1982-78	Denso System	ND	DD	12	16635N
4230						
6-404 Diesel	1975-73	Delco System	DR	DD	12	6410N-PT
4240						
6-466 Diesel	1982-78	Denso System	ND	DD	12	16635N
430						
Yanmar 22HP Dsl	1991-84	3TNA72 Engine (Fr. #004061)	ND	OSGR	12	17382N
Yanmar 22HP Dsl		3TNA72 Engine (To #004060)	ND	OSGR	12	17382N
Yanmar 3T72	1992-84	Denso System	ND	OSGR	12	17382N
4350						
All Engines	All	Denso System	ND	DD	12	16635N
4430						
6-404 Diesel	1975-73	Delco System	DR	DD	12	6410N-PT
4440						
6-466 Turbo Diesel	1982-78	Denso System	ND	DD	12	16635N
4620						
6-404 Diesel	1973-69	Delco System	DR	DD	12	6410N-PT
4630						
6-404 Diesel	1975-73	Delco System	DR	DD	12	6410N-PT
4640						
6-466 AC Diesel	1982-78	Denso System	ND	DD	12	16635N

STARTERS

ENGINE	YEAR	APPLICATION	Mfg	Type	Volt	PART NUMBER
JOHN DEERE - Agricultural Tractor (Cont'd)						
4840						
6-466 Diesel	1982-79	Denso System	ND	DD	12	16635N
4975						
6-466 Diesel	1992-89	Denso System	ND	DD	12	17618N
5020						
6-531 Diesel	1972-66	Delco System	DR	DD	24	3948N
5325N						
JD PowerTech 67HP Engine	All	Bosch System	BO	PMGR	12	18954N
5410N						
All Engines	All	To Serial #733457	IK	PLGR	12	18475N
All Engines		Valeo System (Early)	VA	PMGR	12	17086N
5415						
All Engines	All	Bosch System	BO	PLGR	12	18359N
5415 Narrow						
All Engines	All	Bosch System	BO	PLGR	12	18359N
5415H						
All Engines	All	Bosch System	BO	PLGR	12	18359N
5615						
All Engines	All	Bosch System	BO	PLGR	12	18359N
All Engines		Iskra System	IK	PLGR	12	18475N
5715						
All Engines	All	Bosch System	BO	PLGR	12	18359N
All Engines		Iskra System	IK	PLGR	12	18475N
5715HC						
All Engines	All	Bosch System	BO	PLGR	12	18359N
5720						
466 Diesel	1986-82	Denso System	ND	DD	12	16635N
All Engines	All	Bosch System	ND	OSGR	12	17362N
5820						
619 Diesel	1986-82	Denso System	ND	DD	12	16641
All Engines	All	Bosch System	ND	OSGR	12	17362N
6010						
4 Cyl. 4.52L 273cid	2001-98	Bosch System	BO	DD	12	17095N
6020						
All Engines	All	Bosch System	ND	OSGR	12	17362N
6110L						
All Engines	All	Bosch System	BO	DD	12	17095N
6120L						
All Engines	All	Bosch System	ND	OSGR	12	17362N
6200						
4-239 Diesel	1993-	Bosch System	BO	DD	12	17095N
6200L						
All Engines	1993-	Bosch System	BO	DD	12	17095N

STARTERS

STARTERS

ENGINE	YEAR	APPLICATION	Mfg	Type	Volt	PART NUMBER
JOHN DEERE - Agricultural Tractor (Cont'd)						
6205						
All Engines	All	Bosch System	BO	PLGR	12	18359N
6210L						
All Engines	All	Bosch System	BO	DD	12	17095N
6220L						
All Engines	All	Bosch System	ND	OSGR	12	17362N
6300						
4-239 Diesel	1993-	Bosch System	BO	DD	12	17095N
6300L						
All Engines	1993-	Bosch System	BO	DD	12	17095N
6310L						
All Engines	All	Bosch System	BO	DD	12	17095N
6310S						
All Engines	All	Bosch System	BO	DD	12	17095N
6320L						
All Engines	All	Bosch System	ND	OSGR	12	17362N
6400						
4-276 Diesel	1993-	Bosch System	BO	DD	12	17095N
6400L						
All Engines	1993-	Bosch System	BO	DD	12	17095N
6400SP						
All Engines	All	Bosch System	BO	DD	12	17095N
6410L						
All Engines	All	Bosch System	BO	DD	12	17095N
6410S						
All Engines	All	Bosch System	BO	DD	12	17095N
6420L						
All Engines	All	Bosch System	ND	OSGR	12	17362N
6500						
All Engines	1995-	Delco System	DR	OSGR	12	6570N
All Engines		Iskra System	BO	DD	12	16563N
All Engines	1993-	Bosch System	BO	DD	12	17095N
6500L						
All Engines	1993-	Bosch System	BO	DD	12	17095N
6505						
All Engines	All	Bosch System	BO	PLGR	12	18361N
6506						
All Engines	All	Bosch System	BO	DD	12	19655N
6510L						
All Engines	All	Bosch System	BO	DD	12	17095N
6510S						
All Engines	All	Bosch System	BO	PLGR	12	18361N
6515						
All Engines	All	Bosch System	BO	PLGR	12	18361N

STARTERS

ENGINE	YEAR	APPLICATION	Mfg	Type	Volt	PART NUMBER
JOHN DEERE - Agricultural Tractor (Cont'd)						
6520L						
All Engines	All	Bosch System	ND	OSGR	12	17362N
7020						
404 Turbo Diesel	1975-71	Delco System	DR	DD	12	6410N-PT
7130						
6-414 Diesel	All	Bosch System	BO	PLGR	12	19825N
7130 Premium						
6-414 Diesel	All	Bosch System	BO	PLGR	12	19825N
7200						
6-359 Diesel	1994-	Denso System	ND	DD	12	17618N
All Engines	All	Denso System	ND	OSGR	12	18018N
7230						
6-414 Diesel	All	Bosch System	BO	PLGR	12	19825N
7230 Premium						
6-414 Diesel	All	Bosch System	BO	PLGR	12	19825N
7330						
6-414 Diesel	All	Bosch System	BO	PLGR	12	19825N
7330 Premium						
6-414 Diesel	All	Bosch System	BO	PLGR	12	19825N
7400						
6-414 Diesel	1994-	Denso System	ND	DD	12	17618N
All Engines	All	Denso System	ND	OSGR	12	18018N
7405						
All Engines	All	Denso, OSGR / 11T	ND	OSGR	12	18566N
7500						
All Engines	All	Bosch System	BO	DD	12	19655N
All Engines		Denso System	ND	OSGR	12	18018N
7505						
All Engines	All	Denso, OSGR / 11T	ND	OSGR	12	18566N
7515						
All Engines	All	Denso, OSGR / 11T	ND	OSGR	12	18566N
7630						
6-414 Diesel	All	Denso System	ND	OSGR	12	18018N
All Engines		Denso, OSGR / 11T	ND	OSGR	12	18566N
7700						
362 Gas	1973-70	Delco System	DR	DD	12	4388N
404 Diesel	1982-79	Denso System	ND	DD	12	16635N
404 Diesel	1974-71	Delco System	DR	DD	12	6410N-PT
6-414 Diesel	1993-	Denso System	ND	DD	12	17618N
All Engines	All	Denso System	ND	PLGR	12	19849N
7730						
6-414 Diesel	All	Denso System	ND	OSGR	12	18018N
All Engines		Denso, OSGR / 11T	ND	OSGR	12	18566N
7815						
6068 Diesel	All	Denso System	ND	OSGR	12	18018N
All Engines		Denso, OSGR / 11T	ND	OSGR	12	18566N

STARTERS

STARTERS

ENGINE	YEAR	APPLICATION	Mfg	Type	Volt	PART NUMBER
JOHN DEERE - Agricultural Tractor (Cont'd)						
7820						
6068 Diesel	All	Denso System	ND	OSGR	12	18018N
6081 Diesel		Denso System	ND	OSGR	12	18018N
All Engines		Denso, OSGR / 11T	ND	OSGR	12	18566N
7830						
6-414 Diesel	All	Denso System	ND	OSGR	12	18018N
All Engines		Denso, OSGR / 11T	ND	OSGR	12	18566N
7920						
6081 Diesel	All	Denso System	ND	OSGR	12	18018N
All Engines		Denso, OSGR / 11T	ND	OSGR	12	18566N
7930						
6-414 Diesel	All	Denso System	ND	OSGR	12	18018N
8120						
All Engines	All	Denso System	ND	OSGR	12	18018N
8130						
6-548 Diesel	All	Denso System	ND	OSGR	12	19851N
8220						
All Engines	All	Denso System	ND	OSGR	12	18018N
8230						
6-548 Diesel	All	Denso System	ND	OSGR	12	19851N
8320						
All Engines	All	Denso System	ND	OSGR	12	18018N
8330						
6-548 Diesel	All	Denso System	ND	OSGR	12	19851N
8420						
6 Cyl. 8.18L 499cid	2005-01	Denso System	ND	OSGR	12	18018N
8430						
6-466 Diesel	1978-75	Denso System	ND	DD	12	16635N
6-548 Diesel	All	Denso System	ND	OSGR	12	19851N
8440						
6-466 Diesel	1982-79	Denso System	ND	DD	12	16635N
8520						
6 Cyl. 8.18L 499cid	2005-01	Denso System	ND	OSGR	12	18018N
8530						
6-548 Diesel	2009-05	Denso System	ND	OSGR	12	19851N
8560						
6-466 Diesel	1992-88	Serial #136851-On (Denso)	ND	DD	12	17618N
6-466 Diesel		To Serial #136850 (Denso)	ND	DD	12	17618N
8630						
6-619 Diesel	1980-79	Denso System	ND	DD	12	16641
8640						
6-619 Diesel	1982-79	Denso System	ND	DD	12	16641
9120						
6-466 Diesel	All	Denso System	ND	OSGR	12	18018N

STARTERS

ENGINE	YEAR	APPLICATION	Mfg	Type	Volt	PART NUMBER
JOHN DEERE - Agricultural Tractor (Cont'd)						
9220						
6-765 Diesel	2007-01	Denso System	ND	PLGR	12	19849N
925						
All Engines	All	Serial #1261-On	BO	DD	12	16563N
All Engines		To Serial #1260	BO	DD	12	16563N
All Engines	1975-	Bosch System	BO	DD	12	16563N
930VU						
Built in Spain	All	Bosch System	BO	DD	12	16563N
932						
All Engines	All	Bosch System	BO	DD	12	16563N
All Engines		Bosch System	BO	DD	12	17095N
All Engines	1980-	Bosch System	BO	DD	12	16563N
9320						
6-765 Diesel	2007-01	Denso System	ND	PLGR	12	19849N
935						
All Engines	All	Serial #1261-On	BO	DD	12	16563N
All Engines		To Serial #1260	BO	DD	12	16563N
All Engines	1975-	Bosch System	BO	DD	12	16563N
940						
All Engines	1984-80	Bosch System	BO	DD	12	16563N
All Engines		Bosch System	BO	DD	12	17095N
Built in Spain	All	Serial #126012-On	BO	DD	12	17095N
Built in Spain		To Serial #126011	BO	DD	12	16563N
940V						
Built in Spain	All	Serial #126012-On	BO	DD	12	17095N
Built in Spain		To Serial #126011	BO	DD	12	16563N
942						
All Engines	All	Bosch System	BO	DD	12	16563N
All Engines		Bosch System	BO	DD	12	17095N
All Engines	1980-	Bosch System	BO	DD	12	16563N
9420						
6-765 Diesel	2007-01	Denso System	ND	PLGR	12	19849N
945						
All Engines	All	Serial #1261-On	BO	DD	12	16563N
All Engines		To Serial #1260	BO	DD	12	16563N
All Engines	1975-	Bosch System	BO	DD	12	16563N
952						
All Engines	All	Bosch System	BO	DD	12	16563N
All Engines	1977-	Bosch System	BO	DD	12	16563N
9520						
6-765 Diesel	2007-01	Denso System	ND	PLGR	12	19849N
9530						
6-824 Diesel	All	Denso System	ND	OSGR	12	19853N
9620						
6-765 Diesel	2007-04	Denso System	ND	PLGR	12	19849N
965						
All Engines	All	Bosch System	BO	DD	12	17095N
All Engines	1983-00	Bosch System	BO	DD	12	16563N

STARTERS

STARTERS

ENGINE	YEAR	APPLICATION	Mfg	Type	Volt	PART NUMBER
JOHN DEERE - Agricultural Tractor (Cont'd)						
968						
All Engines	All	Bosch System	BO	DD	12	17095N
All Engines	1983-00	Bosch System	BO	DD	12	16563N
975						
All Engines	All	Bosch System	BO	DD	12	17095N
All Engines	1983-00	Bosch System	BO	DD	12	16563N
2150						
3-179 Diesel	1987-82	Bosch System	BO	DD	12	17095N
All Engines	1986-83	Bosch System	BO	DD	12	16563N
2255						
3-179 Diesel	1987-83	Bosch System	BO	DD	12	17095N
2320						
4-219 Diesel	1983-81	Delco System	DR	OSGR	12	6570N
2350						
4-239 Diesel	1986-83	Bosch System	BO	DD	12	17095N
2520						
4-219 Diesel	1973-67	Delco System	DR	OSGR	12	6570N
2550						
4-239 Diesel	1987-82	Bosch System	BO	DD	12	17095N
2750						
4-239 Diesel	1986-83	Bosch System	BO	DD	12	17095N
2950						
6-359 Diesel	1986-83	Bosch System	BO	DD	12	17095N
3120						
All Engines	1977-70	Bosch System	BO	DD	12	16563N
3320						
3 Cyl. 1.64L 100cid	2009-06	Yanmar 32.8HP Dsl, Denso System	ND	OSGR	12	18014N
3 Cyl. 1.64L 100cid	2005	Yanmar 32.8HP Dsl, Denso System	ND	OSGR	12	18014N
3520						
3 Cyl. 1.50L 91cid	2005	Yanmar 37.1HP Dsl, Denso System	ND	OSGR	12	18014N
3720						
3 Cyl. 1.50L 91cid	2005	Yanmar 44HP Dsl, Denso System	ND	OSGR	12	18014N
4010						
302 Gas & LPG	1962	Gas Engine	DR	DD	12	4388N
381 Diesel	1962-60	Delco System	DR	DD	24	3708N
4020						
All	All	Denso System	ND	OSGR	12	18014N
4050						
6-466 Diesel	1988-83	Denso System	ND	DD	12	16635N
4055						
6-466 Diesel	1992-89	Denso System	ND	DD	12	17618N
410						
Diesel Engines	1986-83	Delco System	DR	OSGR	12	6570N
Diesel Engines	1984-71	Delco System	DR	OSGR	12	6570N

STARTERS

ENGINE	YEAR	APPLICATION	Mfg	Type	Volt	PART NUMBER
JOHN DEERE - Agricultural Tractor (Cont'd)						
4100						
3 Cyl. 1.01L 61cid	2002-99	Yanmar 20HP Dsl, Denso System	ND	PLGR	12	18426N
3 Cyl. 1.01L 61cid	1998	Yanmar 20HP Dsl, Denso System	ND	PLGR	12	18426N
4110						
3 Cyl. 1.01L 61cid	2005-03	Yanmar 20HP Dsl, Denso System	ND	PLGR	12	18426N
3 Cyl. 1.01L 61cid	2002	Yanmar 20HP Dsl, Denso System	ND	PLGR	12	18426N
4120						
JD 4024T 43HP Dsl	2009-04	Bosch System	BO	PMGR	12	18954N
4250						
6-466 Diesel	1988-83	Delco System	DR	DD	12	6410N-PT
6-466 Diesel		Denso System	ND	DD	12	16635N
4255						
6-466 Diesel	1992-89	Denso System	ND	DD	12	17618N
4300						
3 Cyl. 1.50L 91cid	2000	Yanmar 32HP Dsl, Denso System	ND	OSGR	12	18014N
3 Cyl. 1.50L 91cid	1999	Yanmar 32HP Dsl, Denso System	ND	OSGR	12	18014N
4310						
3 Cyl. 1.50L 91cid	2004-03	Yanmar 32HP Dsl, Denso System	ND	OSGR	12	18014N
3 Cyl. 1.50L 91cid	2002	Yanmar 32HP Dsl, Denso System	ND	OSGR	12	18014N
4320						
6-404 Diesel	1973-69	Delco System	DR	DD	12	6410N-PT
JD 4024T 48HP Dsl	2009-04	Bosch System	BO	PMGR	12	18954N
4400						
329 Diesel	1982-70	Delco System	DR	OSGR	12	6570N
Yanmar 3TNE88 Diesel	2007-98	Denso System	ND	OSGR	12	18014N
4410						
3 Cyl. 1.64L 100cid	2004-03	Yanmar 35HP Dsl, Denso System	ND	OSGR	12	18014N
3 Cyl. 1.64L 100cid	2002	Yanmar 35HP Dsl, Denso System	ND	OSGR	12	18014N
Yanmar 3TNE88 Diesel	2006-00	Denso System	ND	OSGR	12	18014N
4450						
6-466 Diesel	1990-83	Delco System	DR	DD	12	6410N-PT
6-466 Diesel		Denso System	ND	DD	12	16635N
4455						
6-466 Diesel	1992-89	Denso System	ND	DD	12	17618N
Made in Mexico	All	Denso System	ND	DD	12	17618N
4500						
Yanmar 39HP Dsl	1999-	Denso System	ND	OSGR	12	18178N
4510						
Yanmar 39HP Dsl	2004-02	Denso System	ND	OSGR	12	18178N
4520						
6-404 Diesel	1973-69	Delco System	DR	DD	12	6410N-PT
JD 4024T 60HP Dsl	2009-04	Bosch System	BO	PMGR	12	18954N
4555						
6-466 Diesel	1992-89	Denso System	ND	DD	12	17618N
4560						
6-466 Diesel	1994-92	Denso System	ND	DD	12	17618N

STARTERS

STARTERS

ENGINE	YEAR	APPLICATION	Mfg	Type	Volt	PART NUMBER
JOHN DEERE - Agricultural Tractor (Cont'd)						
4600						
Yanmar 43HP Dsl	1999-	Denso System	ND	OSGR	12	18178N
4610						
Yanmar 44HP Dsl	2004-02	Denso System	ND	OSGR	12	18178N
4650						
6-466 Diesel	1988-83	Delco System	DR	DD	12	6410N-PT
6-466 Diesel		Denso System	ND	DD	12	16635N
4700						
All Engines	All	Denso, OSGR / 11T	ND	OSGR	12	18566N
Yanmar 48HP Dsl	2000-	Denso System	ND	OSGR	12	18178N
4710						
All Engines	All	Denso, OSGR / 11T	ND	OSGR	12	18566N
Yanmar 48HP Dsl	2004-02	Denso System	ND	OSGR	12	18178N
4720						
4 Cyl. 2.44L 149cid	2009-04	Denso System	ND	OSGR	12	18018N
All Engines	All	Denso, OSGR / 11T	ND	OSGR	12	18566N
JD 4024T 66HP Dsl	2009-04	Bosch System	BO	PMGR	12	18954N
4755						
6-466 Diesel	1992-89	Denso System	ND	DD	12	17618N
4760						
6-466 Diesel	1994-92	Denso System	ND	DD	12	17618N
4850						
6-466 Diesel	1988-83	Delco System	DR	DD	12	6410N-PT
6-466 Diesel		Denso System	ND	DD	12	16635N
4955						
6-466 Diesel	1992-89	Denso System	ND	DD	12	17618N
4960						
6-466 Diesel	1994-92	Denso System	ND	DD	12	17618N
510						
All Engines	1992-87	Delco System	DR	OSGR	12	6570N
All Engines	1981-71	Denso System	ND	DD	12	16635N
All Engines	1981-67	Delco System	DR	DD	12	6410N-PT
5200						
3-179 Diesel	1992-	Delco System	DR	OSGR	12	6570N
404 Diesel	1977-74	Denso System	ND	DD	12	16635N
John Deere 6-531	1978-76	DR. 42MT Service replace.	DR	42MT	12	6371N
5210						
JD Powertech 2.9L Dsl	2000-98	Valeo System	VA	PMGR	12	17086N
5220						
JD Powertech 2.9L Dsl	2004-01	Valeo System	VA	PMGR	12	17086N
5225						
JD PowerTech 56HP Engine	2009-04	Bosch System	BO	PMGR	12	18954N
5300						
3-179 Diesel	1992-	Delco System	DR	OSGR	12	6570N
5310						
All Engines	All	Valeo System (Early)	VA	PMGR	12	17086N

STARTERS

ENGINE	YEAR	APPLICATION	Mfg	Type	Volt	PART NUMBER
JOHN DEERE - Agricultural Tractor (Cont'd)						
5310 (Cont'd)						
All Engines	2000-98	To Serial #733457	IK	PLGR	12	18475N
JD Powertech 2.9L Dsl	All	Valeo System	VA	PMGR	12	17086N
5320						
JD Powertech 2.9L Dsl	2004-01	Valeo System	VA	PMGR	12	17086N
5325						
JD PowerTech 67HP Engine	2009-04	Bosch System	BO	PMGR	12	18954N
5400						
3-179 Diesel	1992-	Delco System	DR	OSGR	12	6570N
531 Diesel	1977-74	Denso System	ND	DD	12	16641
5410						
4 Cyl. 4.52L 273cid	2000-98	Valeo (Europe - Early)	VA	PMGR	12	17086N
All Engines		Iskra (Europe To SN 733457)	IK	PLGR	12	18475N
All Engines		Iskra System (North America)	IK	PLGR	12	18475N
JD Powertech 4.5L Dsl		Bosch System	BO	PLGR	12	18359N
5420						
4 Cyl. 4.52L 273cid	2004-01	Denso System	ND	DD	12	16635N
JD Powertech 4.5L Dsl		Bosch System	BO	PLGR	12	18359N
JD Powertech 4.5L Dsl		Iskra System	IK	PLGR	12	18475N
5500						
4-239 Diesel	1995-	Delco System	DR	OSGR	12	6570N
5510						
All Engines	All	Bosch System (Europe)	BO	PLGR	12	18359N
All Engines		Bosch System (North America)	BO	PLGR	12	18359N
All Engines	2000-98	Iskra System (North America)	IK	PLGR	12	18475N
JD Powertech 4.5L Dsl		Bosch System	BO	PLGR	12	18359N
5520						
JD Powertech 4.5L Dsl	2004-01	Bosch System	BO	PLGR	12	18359N
JD Powertech 4.5L Dsl		Iskra System	IK	PLGR	12	18475N
5620						
4 Cyl. 4.52L 273cid	2009-06	Bosch System	BO	DD	12	17095N
5720						
John Deere 6-619	1986-82	Delco 42MT	DR	42MT	12	6371N
5820						
John Deere 6-619	1986-82	DR. 42MT Service replace.	DR	42MT	12	6371N
6100						
4-239 Diesel	1993-	Bosch System	BO	DD	12	17095N
All Engines	All	Delco System	DR	OSGR	12	6601N
All Engines		Iskra System	BO	DD	12	16563N
6110						
All Engines	All	Bosch System	BO	DD	12	17095N
6120						
4 Cyl. 4.52L 273cid	2005-02	Bosch System	ND	OSGR	12	17362N
6210						
4 Cyl. 4.52L 273cid	2001-98	Bosch System	BO	DD	12	17095N

STARTERS

STARTERS

ENGINE	YEAR	APPLICATION	Mfg	Type	Volt	PART NUMBER
JOHN DEERE - Agricultural Tractor (Cont'd)						
6215						
4 Cyl. 4.52L 273cid	2005-02	Bosch System	ND	OSGR	12	17362N
6220						
4 Cyl. 4.52L 273cid	2005-02	Bosch System	ND	OSGR	12	17362N
6310						
4 Cyl. 4.52L 273cid	2001-98	Bosch System	BO	DD	12	17095N
6320						
4 Cyl. 4.52L 273cid	2005-02	Bosch System	ND	OSGR	12	17362N
6405						
4 Cyl. 4.52L 273cid	2001-98	Bosch System	BO	DD	12	17095N
6410						
4 Cyl. 4.52L 273cid	2001-98	Bosch System	BO	DD	12	17095N
6415						
4 Cyl. 4.52L 273cid	2005-02	Bosch System	ND	OSGR	12	17362N
6420						
4 Cyl. 4.52L 273cid	2005-02	Bosch System	ND	OSGR	12	17362N
6510						
4 Cyl. 4.52L 273cid	2001-98	Bosch System	BO	PLGR	12	18361N
6520						
4 Cyl. 4.52L 273cid	2005-02	Bosch System	BO	PLGR	12	18361N
655						
All Engines	1981	Delco System	DR	DD	24	6278N
All Engines		Denso System	ND	OSGR	24	19847N
6600						
329 Diesel	1977-73	Delco System	DR	OSGR	12	6570N
329 Gas	1974-73	Delco System	DR	OSGR	12	6570N
404 Diesel	1982-79	Denso System	ND	DD	12	16635N
All Engines	All	Iskra System	BO	DD	12	16563N
All Engines	1998-92	Bosch System	BO	DD	12	19655N
6605						
All Engines	2001-98	Replacement Unit	BO	PLGR	12	18361N
All Engines		Standard Unit	BO	DD	12	19655N
6615						
6 Cyl. 6.78L 410cid	2005-02	Bosch System	BO	PLGR	12	18361N
6620						
466 Diesel	1988-79	Delco System	DR	DD	12	6410N-PT
466 Diesel		Denso System	ND	DD	12	16635N
6 Cyl. 6.78L 410cid	2005-02	Bosch System	BO	PLGR	12	18361N
6715						
6 Cyl. 6.78L 410cid	2005-02	Bosch System	BO	PLGR	12	18361N
6800						
All Engines	1998-92	Bosch System	BO	DD	12	19655N
6820						
6 Cyl. 6.78L 410cid	2005-02	Bosch System	BO	PLGR	12	18361N
6900						
All Engines	1998-92	Bosch System	BO	DD	12	19655N

STARTERS

ENGINE	YEAR	APPLICATION	Mfg	Type	Volt	PART NUMBER
JOHN DEERE - Agricultural Tractor (Cont'd)						
6920						
6 Cyl. 6.78L 410cid	2005-02	Bosch System	BO	PLGR	12	18361N
7210						
All Engines	All	Denso, OSGR / 11T	ND	OSGR	12	18566N
7220						
6 Cyl. 6.78L 410cid	2006-02	Bosch System	BO	PLGR	12	18361N
7320						
6 Cyl. 6.78L 410cid	2006-02	Bosch System	BO	PLGR	12	18361N
7410						
All Engines	All	Denso, OSGR / 11T	ND	OSGR	12	18566N
7420						
All Engines	1994-	Bosch System	BO	PLGR	12	18361N
7430 Premium						
6-414 Diesel	2009-08	Bosch System	BO	PLGR	12	19825N
7510						
All Engines	All	Denso, OSGR / 11T	ND	OSGR	12	18566N
7520						
All Engines	1994-	Bosch System	BO	PLGR	12	18361N
7530 Premium						
6-414 Diesel	2009	Bosch System	BO	PLGR	12	19825N
755						
All Engines	1981-76	Denso System	ND	OSGR	24	19847N
Yanmar 3T72	1995-86	Denso System	ND	OSGR	12	17382N
7610						
All Engines	All	Denso, OSGR / 11T	ND	OSGR	12	18566N
7630 LARGE FRAME						
All Engines	All	Denso, OSGR / 11T	ND	OSGR	12	18566N
7710						
6-466 Diesel	2001-96	To Serial #19636	ND	DD	12	17618N
6-466 Diesel	1996-	Serial #19637-On	ND	OSGR	12	18018N
All Engines	All	Denso, OSGR / 11T	ND	OSGR	12	18566N
7730 LARGE FRAME						
All Engines	All	Denso, OSGR / 11T	ND	OSGR	12	18566N
7800						
6-466 Diesel	1993-	Denso System	ND	DD	12	17618N
7810						
6-466 Diesel	2001-96	Serial #19637-On	ND	OSGR	12	18018N
6-466 Diesel	1996-	To Serial #19636	ND	DD	12	17618N
All Engines	All	Denso, OSGR / 11T	ND	OSGR	12	18566N
790						
All Engines	1987-86	To Serial #354706	ND	OSGR	24	19847N
8100						
6-466 Diesel	1994-	To Serial #9999	ND	DD	12	17618N
8100T						
6-466 Diesel	1999-97	Denso System	ND	OSGR	12	18018N

STARTERS

STARTERS

ENGINE	YEAR	APPLICATION	Mfg	Type	Volt	PART NUMBER
JOHN DEERE - Agricultural Tractor (Cont'd)						
8100T (Cont'd)						
All Engines	All	Denso, OSGR / 11T	ND	OSGR	12	18566N
8110						
6 Cyl. 8.18L 499cid	2001-99	Denso System	ND	OSGR	12	18018N
8110T						
6 Cyl. 8.18L 499cid	2001-99	Denso System	ND	OSGR	12	18018N
All Engines	All	Denso, OSGR / 11T	ND	OSGR	12	18566N
8120T						
6 Cyl. 8.18L 499cid	2005-01	Denso System	ND	OSGR	12	18018N
All Engines		Denso, OSGR / 11T	ND	OSGR	12	18566N
8200						
6-466 Diesel	1994-	To Serial #9999	ND	DD	12	17618N
8200T						
6-466 Diesel	1997-	Denso System	ND	OSGR	12	18018N
All Engines	All	Denso, OSGR / 11T	ND	OSGR	12	18566N
8210						
All Engines	All	Denso System	ND	OSGR	12	18018N
8210T						
All Engines	All	Denso System	ND	OSGR	12	18018N
All Engines		Denso, OSGR / 11T	ND	OSGR	12	18566N
8220T						
All Engines	All	Denso System	ND	OSGR	12	18018N
All Engines	2005-01	Denso, OSGR / 11T	ND	OSGR	12	18566N
8230T						
6-548 Diesel	2009-05	Denso System	ND	OSGR	12	19851N
8300						
6-466 Diesel	1994-	To Serial #9999	ND	DD	12	17618N
8300T						
6-466 Diesel	1997-	Denso System	ND	OSGR	12	18018N
All Engines	All	Denso, OSGR / 11T	ND	OSGR	12	18566N
8310						
All Engines	All	Denso System	ND	OSGR	12	18018N
8310T						
All Engines	All	Denso System	ND	OSGR	12	18018N
All Engines		Denso, OSGR / 11T	ND	OSGR	12	18566N
8320T						
6 Cyl. 8.18L 499cid	2005-03	Denso System	ND	OSGR	12	18018N
All Engines	2005-01	Denso, OSGR / 11T	ND	OSGR	12	18566N
8330T						
6-548 Diesel	2009-05	Denso System	ND	OSGR	12	19851N
8400T						
6-466 Diesel	1997-	Denso System	ND	OSGR	12	18018N
All Engines	All	Denso, OSGR / 11T	ND	OSGR	12	18566N
8410						
All Engines	All	Denso System	ND	OSGR	12	18018N

STARTERS

ENGINE	YEAR	APPLICATION	Mfg	Type	Volt	PART NUMBER
JOHN DEERE - Agricultural Tractor (Cont'd)						
8410T						
All Engines	All	Denso System	ND	OSGR	12	18018N
All Engines		Denso, OSGR / 11T	ND	OSGR	12	18566N
8420T						
6 Cyl. 8.18L 499cid	2005-01	Denso System	ND	OSGR	12	18018N
All Engines		Denso, OSGR / 11T	ND	OSGR	12	18566N
8430T						
6-548 Diesel	2009-05	Denso System	ND	OSGR	12	19851N
8440						
John Deere 6-619	1982-79	DR. 42MT Service replace.	DR	42MT	12	6371N
8450						
6-466 Diesel	1989-82	Denso System	ND	DD	12	16635N
John Deere 6-619	1988-85	DR. 42MT Service replace.	DR	42MT	12	6371N
8520T						
6 Cyl. 8.18L 499cid	2005-01	Denso System	ND	OSGR	12	18018N
All Engines		Denso, OSGR / 11T	ND	OSGR	12	18566N
855						
All Engines	1981-79	Delco System	DR	DD	24	3948N
Yanmar 3T72	1995	Denso System	ND	OSGR	12	17375N
Yanmar 3T72	1994-86	Denso System	ND	OSGR	12	17375N
8570						
John Deere 6-466 Diesel	2005-93	DR, 37MT, 10T	DR	37MT	12	6382N-PT
8650						
6-619 Diesel	1989-82	Denso System	ND	DD	12	16641
6-619 Diesel	1984-82	Delco System	DR	DD	12	3974N
8760						
John Deere 6-101H	1993-89	Delco 42MT	DR	42MT	12	6371N
8770						
John Deere 6-619	2005-93	Delco 42MT	DR	42MT	12	6371N
8850						
8-955 Diesel	1988-82	Delco System	DR	42MT	12	6356N
8-955 Diesel	1984-82	Delco System	DR	DD	12	3974N
8-955 Diesel	1981	Delco System	DR	42MT	12	6356N
8870						
John Deere 6-619	2005-93	Delco 42MT	DR	42MT	12	6371N
8960						
Cummins N-855	1993-88	Delco System	DR	42MT	12	6356N
Cummins N-855		Delco System (w/Jump Start Protection)	DR	42MT	12	6513N
8970						
6 Cyl. 14.04L 856cid	1996-94	Delco System	DR	42MT	12	6356N
6 Cyl. 14.04L 856cid	1993	Delco System	DR	42MT	12	6356N
Cummins NTA855A	2005-97	Delco System (w/Jump Start Protection)	DR	42MT	12	6513N
9100						
6-466 Diesel	1997-	Late Design	ND	OSGR	12	18018N
All Engines	All	Denso, OSGR / 11T	ND	OSGR	12	18566N
9200						
John Deere 6-105, 10.5L	2007-02	Delco 42MT	DR	42MT	12	6371N

STARTERS

STARTERS

ENGINE	YEAR	APPLICATION	Mfg	Type	Volt	PART NUMBER
JOHN DEERE - Agricultural Tractor (Cont'd)						
9230						
6-548 Diesel	2009-07	Denso System	ND	OSGR	12	19851N
9300						
John Deere 6-125, 12.5L	2006-02	Delco 42MT	DR	42MT	12	6371N
9300T						
John Deere 6-125, 12.5L	2006-02	Delco 42MT	DR	42MT	12	6371N
9320						
John Deere 6-125, 12.5L	2006-01	Delco 42MT	DR	42MT	12	6371N
9320T						
6-765 Diesel	2007-01	Denso System	ND	PLGR	12	19849N
9330						
6-824 Diesel	2009-07	Denso System	ND	OSGR	12	19853N
9400						
466 Diesel	1993-89	Standard	ND	DD	12	17618N
John Deere 6-125, 12.5L	2006-02	Delco 42MT	DR	42MT	12	6371N
9400T						
John Deere 6-125, 12.5L	2006-02	Delco 42MT	DR	42MT	12	6371N
9420						
John Deere 6-125, 12.5L	2006-01	Delco 42MT	DR	42MT	12	6371N
9420T						
6-765 Diesel	2007-01	Denso System	ND	PLGR	12	19849N
9430						
6-824 Diesel	2009-07	Denso System	ND	OSGR	12	19853N
9430T						
6-824 Diesel	2009-07	Denso System	ND	OSGR	12	19853N
9520						
John Deere 6-125, 12.5L	2006-01	Delco 42MT	DR	42MT	12	6371N
9520T						
6-765 Diesel	2007-02	Denso System	ND	PLGR	12	19849N
9530T						
6-824 Diesel	2009-07	Denso System	ND	OSGR	12	19853N
955						
All Engines	1997-96	Denso System	ND	OSGR	12	18013N
All Engines	1983-00	Bosch System	BO	DD	12	16563N
9620T						
6-765 Diesel	2007-04	Denso System	ND	PLGR	12	19849N
9630						
6-824 Diesel	2009-07	Denso System	ND	OSGR	12	19853N
9630T						
6-824 Diesel	2009-07	Denso System	ND	OSGR	12	19853N
990						
Yanmar 40HP Dsl	2006-00	Denso System	ND	OSGR	12	18178N

STARTERS

STARTERS

ENGINE	YEAR	APPLICATION	Mfg	Type	Volt	PART NUMBER
JOHN DEERE - Articulated Dump Truck						
250D						
6-549 Diesel	All	Denso System, w/o Grd. Stud	ND	OSGR	24	19848N
JOHN DEERE - Articulated Truck						
300D Articulated Truck						
John Deere 6090, 9.0L	2006-97	Denso System, w/o Grd. Stud	ND	OSGR	24	19848N
JOHN DEERE - Backhoe						
210C						
4-239 Diesel	1992-85	Delco System	DR	OSGR	12	6570N
4-239 Diesel		Delco System (Dry Clutch)	DR	OSGR	12	6570N
300D						
4039 Diesel	1990-	Delco System	DR	OSGR	12	6570N
4039 Diesel		Delco System (Dry Clutch)	DR	OSGR	12	6570N
300D Backhoe						
6-549 Diesel	All	Denso System, w/o Grd. Stud	ND	OSGR	24	19848N
310J						
JD 4.5L 84HP Diesel	2007-	Denso System	ND	OSGR	12	18568N
310SJ						
JD 4.5L 93HP Diesel	2007-	Denso System	ND	OSGR	12	18568N
310SJ TMC						
JD 4.5L 93HP Diesel	2007-	Denso System	ND	OSGR	12	18568N
315C						
4039 Diesel	1992-87	Delco System	DR	OSGR	12	6570N
4039 Diesel		Delco System (Dry Clutch)	DR	OSGR	12	6570N
315SJ						
JD 4.5L 92HP Diesel	2007-	Denso System	ND	OSGR	12	18568N
325J						
All Engines	2007-	Denso System	ND	OSGR	12	18568N
410J						
JD 4.5L 98HP Diesel	2007-	Denso System	ND	OSGR	12	18568N
410J TMC						
JD 4.5L 98HP Diesel	2007-	Denso System	ND	OSGR	12	18568N
710G						
118HP Diesel	1996-	Denso System	ND	OSGR	12	18018N
710J						
JD 6.8L 125HP Diesel	2007-	Denso System	ND	OSGR	12	18568N
JD310						
Diesel Engines	All	Standard	DR	OSGR	12	6570N
JD500C						
All Engines	1985-74	Delco System	DR	DD	12	6410N-PT
All Engines		Denso System	ND	DD	12	16635N
JOHN DEERE - Baler						
425 Hay Cuber						
DD 6V-71	1984-74	Delco System	DR	DD	12	3974N

STARTERS

STARTERS

ENGINE	YEAR	APPLICATION	Mfg	Type	Volt	PART NUMBER
JOHN DEERE - Bundler						
1490D						
All	All	Denso System, w/o Grd. Stud	ND	OSGR	24	19848N
JOHN DEERE - Chainsaw						
180						
Diesel Engines	1970-	Delco System	DR	OSGR	12	6570N
300						
Diesel Engines	1975-65	Delco System	DR	OSGR	12	6570N
3300						
219 Diesel	1977-71	Delco System	DR	OSGR	12	6570N
All Engines	All	Iskra System	BO	DD	12	16563N
540						
All Engines	1982-68	Delco System	DR	OSGR	12	6570N
JOHN DEERE - Combine						
1032						
All Engines	All	Bosch System	BO	DD	12	16563N
All Engines		Bosch System	BO	DD	12	17095N
1042						
All Engines	All	Bosch System	BO	DD	12	16563N
All Engines		Bosch System	BO	DD	12	17095N
105						
341 Gas	1970-63	Delco System	DR	DD	12	4388N
404 Diesel		Delco System	DR	DD	12	6410N-PT
1052						
All Engines	All	Bosch System	BO	DD	12	16563N
All Engines		Bosch System	BO	DD	12	17095N
1055						
All Engines	All	Bosch System	BO	DD	12	16563N
All Engines		Bosch System	BO	DD	12	17095N
1072						
All Engines	All	Bosch System	BO	DD	12	16563N
All Engines		Bosch System	BO	DD	12	17095N
1133						
All Engines	All	Bosch System	BO	DD	12	17095N
1144						
All Engines	All	Bosch System	BO	DD	12	17095N
1155						
All Engines	All	Bosch System	BO	DD	12	17095N
1157						
All Engines	All	Bosch System	BO	DD	12	17095N
1158						
All Engines	All	Bosch System	BO	DD	12	17095N
1166						
All Engines	All	Bosch System	BO	DD	12	17095N

STARTERS

ENGINE	YEAR	APPLICATION	Mfg	Type	Volt	PART NUMBER
JOHN DEERE - Combine (Cont'd)						
1169						
All Engines	All	Bosch System	BO	DD	12	17095N
1174						
All Engines	All	Bosch System	BO	DD	12	17095N
1177						
All Engines	All	Bosch System	BO	DD	12	17095N
1450 CWS						
All Engines	All	Denso System	ND	OSGR	12	18455N
1550 CWS						
All Engines	All	Denso System	ND	OSGR	12	18455N
All Engines		Denso, OSGR / 11T	ND	OSGR	12	18566N
2056						
All Engines	1990-	Denso System	ND	DD	12	17618N
2058						
All Engines	1990-	Denso System	ND	DD	12	17618N
2064						
All Engines	1990-	Denso System	ND	DD	12	17618N
2066						
All Engines	1990-	Denso System	ND	DD	12	17618N
2254						
All Engines	All	Serial #68584-On	BO	PLGR	12	18359N
All Engines		To Serial #68583	BO	DD	12	17095N
2256						
All Engines	All	Denso, OSGR / 11T	ND	OSGR	12	18566N
All Engines		Serial #68584-On	ND	OSGR	12	18018N
Diesel	2006-97	DR, 37MT, 10T	DR	37MT	12	6382N-PT
2258						
All Engines	All	Denso, OSGR / 11T	ND	OSGR	12	18566N
All Engines		Serial #68584-On	ND	OSGR	12	18018N
Diesel	2006-97	DR, 37MT, 10T	DR	37MT	12	6382N-PT
2264						
All Engines	All	Denso System	ND	OSGR	12	18018N
All Engines		Denso, OSGR / 11T	ND	OSGR	12	18566N
Diesel	2006-97	DR, 37MT, 10T	DR	37MT	12	6382N-PT
2266						
All Engines	All	Denso System	ND	OSGR	12	18018N
All Engines		Denso, OSGR / 11T	ND	OSGR	12	18566N
Diesel	2006-97	DR, 37MT, 10T	DR	37MT	12	6382N-PT
4420						
359 Diesel	1986-80	Standard	DR	OSGR	12	6570N
4425						
539 Diesel	1988-86	Bosch System	BO	DD	12	17095N
4435						
539 Diesel	1994-89	Bosch System	BO	DD	12	17095N
45 Self Propelled						
202 Diesel	1970-66	Delco System	DR	OSGR	12	6570N

STARTERS

STARTERS

ENGINE	YEAR	APPLICATION	Mfg	Type	Volt	PART NUMBER
JOHN DEERE - Combine (Cont'd)						
55 Self Propelled						
303 Diesel	1970-67	Delco System	DR	OSGR	12	6570N
6602						
404 Diesel	1982-79	Denso System	ND	DD	12	16635N
404 Diesel	1974-71	Delco System	DR	DD	12	6410N-PT
6620 Combine						
John Deere 6-466 Dsl.	1988-87	37MT, 10T	DR	37MT	12	6382N-PT
6622						
466 Diesel	1985-80	Delco System	DR	DD	12	6410N-PT
466 Diesel		Denso System	ND	DD	12	16635N
7720						
466 Diesel	1989-79	Delco System	DR	DD	12	6410N-PT
466 Diesel		Denso System	ND	DD	12	16635N
6068 Diesel	2006-03	Denso System	ND	OSGR	12	18018N
All Engines		Denso, OSGR / 11T	ND	OSGR	12	18566N
John Deere 6-359 Dsl.	1988-87	37MT, 10T	DR	37MT	12	6382N-PT
John Deere 6-466 Dsl.		37MT, 10T	DR	37MT	12	6382N-PT
7722						
466 Diesel	1989-86	Delco System	DR	DD	12	6410N-PT
466 Diesel		Denso System	ND	DD	12	16635N
8820						
466 Diesel	1992-80	Delco System	DR	DD	12	6410N-PT
466 Diesel		Denso System	ND	DD	12	16635N
John Deere 6-359 Dsl.	1988-87	37MT, 10T	DR	37MT	12	6382N-PT
John Deere 6-466 Dsl.		37MT, 10T	DR	37MT	12	6382N-PT
9410						
All Engines	All	Denso System	ND	OSGR	12	18018N
All Engines		Denso, OSGR / 11T	ND	OSGR	12	18566N
9450						
All Engines	All	Denso System	ND	OSGR	12	18018N
All Engines		Denso, OSGR / 11T	ND	OSGR	12	18566N
95 Self Propelled						
303 Diesel	1970-66	Delco System	DR	OSGR	12	6570N
9500						
466 Diesel	1993-89	Optional	ND	DD	12	17618N
466 Diesel		Standard	ND	DD	12	17618N
9510						
All Engines	All	Denso System	ND	OSGR	12	18018N
9510 - 220						
All Engines	All	Denso, OSGR / 11T	ND	OSGR	12	18566N
9510 - 240						
All Engines	All	Denso, OSGR / 11T	ND	OSGR	12	18566N
9540						
All Engines	All	Denso System	ND	OSGR	12	18018N
All Engines		Denso, OSGR / 11T	ND	OSGR	12	18566N
9550						
All Engines	All	Denso System	ND	OSGR	12	18018N

STARTERS

ENGINE	YEAR	APPLICATION	Mfg	Type	Volt	PART NUMBER
JOHN DEERE - Combine (Cont'd)						
9550SH						
All Engines	All	Denso System	ND	OSGR	12	18018N
All Engines		Denso, OSGR / 11T	ND	OSGR	12	18566N
9560						
All Engines	All	Denso System	ND	OSGR	12	18018N
9560 Sidehill						
All Engines	All	Denso, OSGR / 11T	ND	OSGR	12	18566N
9560SH						
All Engines	All	Denso System	ND	OSGR	12	18018N
9570 STS						
414 Diesel	2009-07	Denso System	ND	OSGR	12	18018N
All Engines	All	Denso, OSGR / 11T	ND	OSGR	12	18566N
9580						
All Engines	All	Denso System	ND	OSGR	12	18018N
All Engines		Denso, OSGR / 11T	ND	OSGR	12	18566N
9600						
466 Diesel	1993-89	Optional	ND	DD	12	17618N
466 Diesel		Standard	ND	DD	12	17618N
9610						
All Engines	All	Denso System	ND	OSGR	12	18018N
All Engines		Denso, OSGR / 11T	ND	OSGR	12	18566N
9640						
All Engines	All	Denso System	ND	OSGR	12	18018N
All Engines		Denso, OSGR / 11T	ND	OSGR	12	18566N
9650						
466 Diesel	1993-89	Denso System	ND	DD	12	17618N
9650 CTS						
All Engines	All	Denso System	ND	OSGR	12	18018N
9650 Cylinder Tine Separator						
All Engines	All	Denso, OSGR / 11T	ND	OSGR	12	18566N
9650 STS						
All Engines	All	Denso System	ND	OSGR	12	18018N
9660						
All Engines	All	Denso System	ND	OSGR	12	18018N
9660 CTS						
All Engines	All	Denso, OSGR / 11T	ND	OSGR	12	18566N
All Engines	2004-03	Denso System	ND	OSGR	12	18018N
9660 STS						
All Engines	All	Denso, OSGR / 11T	ND	OSGR	12	18566N
All Engines	2004-03	Denso System	ND	OSGR	12	18018N
9670 STS						
548 Diesel	2009-07	Denso System	ND	OSGR	12	19851N
9680						
All Engines	All	Denso System	ND	OSGR	12	18018N
All Engines		Denso, OSGR / 11T	ND	OSGR	12	18566N

STARTERS

STARTERS

ENGINE	YEAR	APPLICATION	Mfg	Type	Volt	PART NUMBER
JOHN DEERE - Combine (Cont'd)						
9750 STS						
All Engines	All	Denso System	ND	OSGR	12	18018N
9750 Tine Separator						
All Engines	All	Denso, OSGR / 11T	ND	OSGR	12	18566N
9760 CTS						
All Engines	All	Denso System	ND	OSGR	12	18018N
All Engines		Denso, OSGR / 11T	ND	OSGR	12	18566N
9770 STS						
548 Diesel	2009-07	Denso System	ND	OSGR	12	19851N
9780 CTS						
All Engines	All	Denso System	ND	OSGR	12	18018N
All Engines		Denso, OSGR / 11T	ND	OSGR	12	18566N
985						
All Engines	All	Bosch System	BO	DD	12	16563N
All Engines		Bosch System	BO	DD	12	17095N
9860 STS						
6-765 Diesel	2007-03	Denso System	ND	PLGR	12	19849N
9880 STS						
John Deere 6-125HZ	2006-01	Delco 42MT	DR	42MT	12	6371N
CTS Combine						
All Engines	1994-92	Denso System	ND	DD	12	17618N
CTS II Combine						
All Engines	All	Denso System	ND	OSGR	12	18018N
All Engines		Denso, OSGR / 11T	ND	OSGR	12	18566N
CTS II Euro Combine						
All Engines	All	Denso System	ND	OSGR	12	18018N
All Engines		Denso, OSGR / 11T	ND	OSGR	12	18566N
T660						
All Engines	All	Denso System (Match OE)	ND	OSGR	12	19851N
T670						
548 Diesel	All	Denso System (Match OE)	ND	OSGR	12	19851N
JOHN DEERE - Compactor						
JD646						
All Engines	1974-72	Delco System	DR	DD	12	6410N-PT
JOHN DEERE - Cotton Picker						
482						
Diesel Engines	1983-80	Standard	DR	OSGR	12	6570N
Diesel Engines	1979	Delco System	DR	OSGR	12	6570N
484						
329 Diesel	1983-80	Standard	DR	OSGR	12	6570N
329 Diesel	1979	Delco System	DR	OSGR	12	6570N
359 Diesel	1983-80	Standard	DR	OSGR	12	6570N
359 Diesel	1979	Delco System	DR	OSGR	12	6570N
499						
329 Engine	1979-73	Delco System	DR	OSGR	12	6570N

STARTERS

ENGINE	YEAR	APPLICATION	Mfg	Type	Volt	PART NUMBER
JOHN DEERE - Cotton Picker (Cont'd)						
6000 Hi Cycle						
219 Diesel	1978-75	Delco System	DR	OSGR	12	6570N
699						
329 Engine	1979-73	Delco System	DR	OSGR	12	6570N
7440						
359 Diesel	1986-84	Standard	DR	OSGR	12	6570N
7445						
359 Diesel	1994-87	Standard	DR	OSGR	12	6570N
7455						
All Engines	All	Denso System	ND	OSGR	12	18455N
7460						
John Deere 6.8L	All	Denso System	ND	OSGR	12	18455N
9900						
329 Diesel	1978-75	Delco System	DR	OSGR	12	6570N
9910						
359 Diesel	1987-84	Standard	DR	OSGR	12	6570N
359 Diesel	1983-79	Standard	DR	OSGR	12	6570N
9920						
359 Diesel	1987-84	Standard	DR	OSGR	12	6570N
359 Diesel	1983	Standard	DR	OSGR	12	6570N
9930						
359 Diesel	1993-87	Denso System	ND	OSGR	12	17362N
359 Diesel		Standard	DR	OSGR	12	6570N
9935						
All Engines	All	Denso System	ND	OSGR	12	18455N
9940						
466 Diesel	1986-83	Denso System	ND	DD	12	16635N
9950						
466 Diesel	1990-87	Denso System	ND	DD	12	16635N
9960						
466 Diesel	1993-87	Denso System	ND	DD	12	17618N
9965						
466 Diesel	1993-	Denso System	ND	DD	12	17618N
9970						
6076 Diesel	All	Denso System	ND	OSGR	12	18018N
6081 Diesel		Denso System	ND	OSGR	12	18018N
9976						
All Engines	All	Denso System	ND	OSGR	12	18018N
9986						
All Engines	All	Denso System	ND	OSGR	12	18018N
9996						
John Deere 8.1L	All	Denso System	ND	OSGR	12	18018N

STARTERS

STARTERS

ENGINE	YEAR	APPLICATION	Mfg	Type	Volt	PART NUMBER
JOHN DEERE - Crawlers						
350D						
164 Diesel	1990-82	Delco System	DR	OSGR	12	6570N
450D						
4-219 Diesel	1985-82	Standard 27MT	DR	OSGR	12	6570N
4-219 Diesel		Standard 28MT	DR	OSGR	12	6570N
450H						
All Engines	All	Denso System	ND	OSGR	12	18018N
450J						
JD4045T 70HP Engine	All	Denso System	ND	OSGR	12	18018N
455B						
All Engines	1992-90	Delco System	DR	OSGR	12	6570N
455D						
All Engines	1985-82	Standard	DR	OSGR	12	6570N
455E						
All Engines	1990-82	Standard	DR	OSGR	12	6570N
All Engines		w/Sealed Unit	DR	OSGR	12	6601N
455G						
All Engines	1993-	Serial #722460-On	ND	OSGR	12	18455N
550G						
All Engines	1993-	Serial #722460-On	ND	OSGR	12	18455N
550H						
All Engines	All	Denso System	ND	OSGR	12	18018N
550J						
JD4045T 84HP Engine	All	Denso System	ND	OSGR	12	18018N
555G						
All Engines	1993-	Serial #722460-On	ND	OSGR	12	18455N
650G						
All Engines	1993-	Serial #722460-On	ND	OSGR	12	18455N
650H						
All Engines	All	Denso System	ND	OSGR	12	18018N
650J						
JD4045H 99HP Engine	All	Denso System	ND	OSGR	12	18018N
655B						
All Engines	1986-82	Delco System	DR	DD	24	6278N
All Engines		Denso System	ND	OSGR	24	19847N
700H						
All	All	Denso System, w/o Grd. Stud	ND	OSGR	24	19848N
700J						
JD 6.8L 115HP Diesel	All	Denso System, w/o Grd. Stud	ND	OSGR	24	19848N
JD 6.8L 115HP Diesel		With Ground Stud	ND	OSGR	24	19847N
750B						
All Engines	1990-82	Delco System	DR	DD	24	6278N
All Engines		Denso System	ND	OSGR	24	19847N
750C						
All Engines	1991-	Delco System	DR	DD	24	6278N

STARTERS

ENGINE	YEAR	APPLICATION	Mfg	Type	Volt	PART NUMBER
JOHN DEERE - Crawlers (Cont'd)						
750C-II						
All	All	From Serial #861712, Denso System, w/o Grd. Stud	ND	OSGR	24	19848N
All Engines		To Serial #861711	DR	DD	24	6278N
750J						
JD 6.8L 145HP Diesel	2006-00	Denso System, w/o Grd. Stud	ND	OSGR	24	19848N
JD 6.8L 145HP Diesel		With Ground Stud	ND	OSGR	24	19847N
755A						
All Engines	1984-82	Delco System	DR	DD	24	6278N
All Engines		Denso System	ND	OSGR	24	19847N
755B						
All Engines	1990-85	Delco System	DR	DD	24	6278N
All Engines		Denso System	ND	OSGR	24	19847N
850B						
619 Diesel	1990-82	Delco System	DR	DD	24	6278N
619 Diesel		Denso System	ND	OSGR	24	19847N
850C						
All Engines	1991-	Delco System	DR	DD	24	6278N
850C-II						
All Engines	All	Delco System	DR	DD	24	6278N
850J						
JD 9.0L 185HP Diesel	2006-00	Denso System, w/o Grd. Stud	ND	OSGR	24	19848N
JD 9.0L 185HP Diesel		With Ground Stud	ND	OSGR	24	19847N
JOHN DEERE - Engine Industrial						
3011						
All Engines	All	Denso System	ND	OSGR	12	17375N
3012						
All Engines	All	Denso System	ND	OSGR	12	17375N
3164D						
All Engines	All	Delco System (H.D.)	DR	OSGR	12	6570N
All Engines		Delco System (Std.)	DR	OSGR	12	6570N
4039						
All Engines	All	Delco System (Code 3014)	DR	OSGR	24	6596N
All Engines		Delco System (Std.)	DR	OSGR	12	6570N
All Engines		Denso (2-Hole - Code 3001)	ND	OSGR	12	17362N
All Engines		Denso (3-Hole - Code 3002)	ND	OSGR	12	17630N
All Engines		Denso (Code 3019)	ND	OSGR	12	17362N
4039DFM						
4 Cyl., 239ci, 3.9L	All	28MT, 10-Tooth, 24V, Wet Clutch (Code 3014)	DR	OSGR	24	6596N
4 Cyl., 239ci, 3.9L		28MT, 10-Tooth, Dry Clutch (Code 3006)	DR	OSGR	12	6570N
4 Cyl., 239ci, 3.9L		28MT, 10-Tooth, Wet Clutch, w/Grd. Hole (Code 3006)	DR	OSGR	12	6601N
4 Cyl., 239ci, 3.9L		DD, 10-T, w/o Ground Stud In CE Plate (Code 3007)	ND	DD	12	17618N
4 Cyl., 239ci, 3.9L		DD, 10-T, w/o Ground Stud In CE Plate (Code 3017)	ND	DD	12	17618N
4 Cyl., 239ci, 3.9L		DD, 10-Tooth Drive (Code 3006)	DR	OSGR	12	6570N
4 Cyl., 239ci, 3.9L		OSGR, 10-Tooth Drive (Code 3002)	ND	OSGR	12	17630N
4 Cyl., 239ci, 3.9L		OSGR, 11-Tooth Drive (Code 3001)	ND	OSGR	12	17362N
4 Cyl., 239ci, 3.9L		OSGR, 13-Tooth Drive (Code 3001)	ND	OSGR	12	17362N
4 Cyl., 239ci, 3.9L		OSGR, 11-T, w/Ground Stud in DE Frame (Code 3015)	ND	OSGR	24	18458N
4 Cyl., 239ci, 3.9L		OSGR: 11-T, w/o Ground Stud (Code 3007)	ND	OSGR	12	18455N
4 Cyl., 239ci, 3.9L		OSGR: 11-T, w/o Ground Stud (Code 3017)	ND	OSGR	12	18455N

STARTERS

STARTERS

ENGINE	YEAR	APPLICATION	Mfg	Type	Volt	PART NUMBER
JOHN DEERE - Engine Industrial (Cont'd)						
4045						
All Engines	All	Delco System (Code 3014)	DR	OSGR	24	6596N
All Engines		Delco System (Std.)	DR	OSGR	12	6570N
All Engines		Denso (2-Hole - Code 3001)	ND	OSGR	12	17362N
All Engines		Denso (3-Hole - Code 3002)	ND	OSGR	12	17630N
All Engines		Denso (Code 3019)	ND	OSGR	12	17362N
4045DFM50						
4 Cyl., 276ci, 4.5L	All	28MT, 10-Tooth, 24V, Wet Clutch (Code 3009)	DR	OSGR	24	6596N
4 Cyl., 276ci, 4.5L		28MT, 10-Tooth, Wet Clutch, w/Grd. Hole (Code 3008)	DR	OSGR	12	6601N
4 Cyl., 276ci, 4.5L		OSGR, 10-Tooth Drive (Code 3012)	ND	OSGR	12	17630N
4 Cyl., 276ci, 4.5L		OSGR, 11-T, w/Ground Stud in DE Frame (Code 3041)	ND	OSGR	24	19847N
4 Cyl., 276ci, 4.5L		OSGR, 11-T, w/o Ground Stud in DE Frame (Code 3006)	ND	OSGR	12	18018N
4 Cyl., 276ci, 4.5L		OSGR, 11-Tooth Drive (Code 3007)	ND	OSGR	12	17362N
4 Cyl., 276ci, 4.5L		OSGR, 13-Tooth Drive (Code 3007)	ND	OSGR	12	17362N
4 Cyl., 276ci, 4.5L		OSGR: 11-T, w/o Ground Stud (Code 3010)	ND	OSGR	12	18455N
4045DFM70						
4 Cyl., 276ci, 4.5L	2007-04	28MT, 10-Tooth, 24V, Wet Clutch (Code 3009)	DR	OSGR	24	6596N
4 Cyl., 276ci, 4.5L		28MT, 10-Tooth, Dry Clutch (Code 3008)	DR	OSGR	12	6570N
4 Cyl., 276ci, 4.5L		28MT, 10-Tooth, Wet Clutch, w/Grd. Hole (Code 3008)	DR	OSGR	12	6601N
4 Cyl., 276ci, 4.5L		OSGR, 10-Tooth Drive (Code 3012)	ND	OSGR	12	17630N
4 Cyl., 276ci, 4.5L		OSGR, 11-T, w/Ground Stud in DE Frame (Code 3041)	ND	OSGR	24	19847N
4 Cyl., 276ci, 4.5L		OSGR, 11-T, w/o Ground Stud in DE Frame (Code 3006)	ND	OSGR	12	18018N
4 Cyl., 276ci, 4.5L		OSGR, 11-Tooth Drive (Code 3007)	ND	OSGR	12	17362N
4 Cyl., 276ci, 4.5L		OSGR, 13-Tooth Drive (Code 3007)	ND	OSGR	12	17362N
4045TFM						
4 Cyl., 276ci, 4.5L	All	28MT, 10-Tooth, 24V, Wet Clutch (Code 3014)	DR	OSGR	24	6596N
4 Cyl., 276ci, 4.5L		28MT, 10-Tooth, Dry Clutch (Code 3006)	DR	OSGR	12	6570N
4 Cyl., 276ci, 4.5L		28MT, 10-Tooth, Wet Clutch, w/Grd. Hole (Code 3006)	DR	OSGR	12	6601N
4 Cyl., 276ci, 4.5L		DD, 10-T, w/o Ground Stud in CE Plate (Code 3007)	ND	DD	12	17618N
4 Cyl., 276ci, 4.5L		DD, 10-T, w/o Ground Stud in CE Plate (Code 3017)	ND	DD	12	17618N
4 Cyl., 276ci, 4.5L		DD, 10-Tooth Drive (Code 3006)	DR	OSGR	12	6570N
4 Cyl., 276ci, 4.5L		OSGR, 10-Tooth Drive (Code 3002)	ND	OSGR	12	17630N
4 Cyl., 276ci, 4.5L		OSGR, 11-Tooth Drive (Code 3001)	ND	OSGR	12	17362N
4 Cyl., 276ci, 4.5L		OSGR, 13-Tooth Drive (Code 3001)	ND	OSGR	12	17362N
4 Cyl., 276ci, 4.5L		OSGR: 11-T, w/Ground Stud in DE Frame (Code 3015)	ND	OSGR	24	18458N
4 Cyl., 276ci, 4.5L		OSGR: 11-T, w/o Ground Stud (Code 3007)	ND	OSGR	12	18455N
4 Cyl., 276ci, 4.5L		OSGR: 11-T, w/o Ground Stud (Code 3017)	ND	OSGR	12	18455N
4045TFM50						
4 Cyl., 276ci, 4.5L	All	OSGR, 10-Tooth Drive (Code 3012)	ND	OSGR	12	17630N
4 Cyl., 276ci, 4.5L		OSGR, 11-T, w/Ground Stud in DE Frame (Code 3041)	ND	OSGR	24	19847N
4 Cyl., 276ci, 4.5L		OSGR, 11-T, w/o Ground Stud in DE Frame (Code 3006)	ND	OSGR	12	18018N
4 Cyl., 276ci, 4.5L		OSGR, 11-Tooth Drive (Code 3007)	ND	OSGR	12	17362N
4 Cyl., 276ci, 4.5L		OSGR, 13-Tooth Drive (Code 3007)	ND	OSGR	12	17362N
4045TFM75						
4 Cyl., 276ci, 4.5L	2007-04	28MT, 10-Tooth, 24V, Wet Clutch (Code 3009)	DR	OSGR	24	6596N
4 Cyl., 276ci, 4.5L		28MT, 10-Tooth, Dry Clutch (Code 3008)	DR	OSGR	12	6570N
4 Cyl., 276ci, 4.5L		28MT, 10-Tooth, Wet Clutch, w/Grd. Hole (Code 3008)	DR	OSGR	12	6601N
4 Cyl., 276ci, 4.5L		OSGR, 10-Tooth Drive (Code 3012)	ND	OSGR	12	17630N
4 Cyl., 276ci, 4.5L		OSGR, 11-T, w/Ground Stud in DE Frame (Code 3041)	ND	OSGR	24	19847N
4 Cyl., 276ci, 4.5L		OSGR, 11-T, w/o Ground Stud in DE Frame (Code 3006)	ND	OSGR	12	18018N
4 Cyl., 276ci, 4.5L		OSGR, 11-Tooth Drive (Code 3007)	ND	OSGR	12	17362N
4 Cyl., 276ci, 4.5L		OSGR, 13-Tooth Drive (Code 3007)	ND	OSGR	12	17362N
4219DF						
All Engines	All	Delco System (Std.)	DR	OSGR	12	6570N
All Engines		Denso (2-Hole)	ND	OSGR	12	17362N

STARTERS

ENGINE	YEAR	APPLICATION	Mfg	Type	Volt	PART NUMBER
JOHN DEERE - Engine Industrial (Cont'd)						
4219DF (Cont'd)						
All Engines		Denso (3-Hole)	ND	OSGR	12	17630N
4239D / 4239T						
All Engines	All	Delco System	DR	DD	12	6410N-PT
All Engines		Denso (2-Hole)	ND	OSGR	12	17362N
All Engines		Denso (3-Hole)	ND	OSGR	12	17630N
4276D / T						
All Engines	All	Delco System (Std.)	DR	OSGR	12	6570N
All Engines		Denso (2-Hole)	ND	OSGR	12	17362N
All Engines		Denso (3-Hole)	ND	OSGR	12	17630N
6059						
All Engines	All	Denso System (Code 3002)	ND	DD	12	16635N
All Engines		Denso System (Code 3002)	ND	DD	12	17618N
All Engines		Denso System (Code 3002)	ND	OSGR	12	18018N
All Engines		Denso System (Code 3013)	ND	OSGR	24	19847N
6068						
All Engines	All	Denso System (Code 3002)	ND	DD	12	16635N
All Engines		Denso System (Code 3002)	ND	DD	12	17618N
All Engines		Denso System (Code 3002)	ND	OSGR	12	18018N
All Engines		Denso System (Code 3013)	ND	OSGR	24	19847N
6068DFM						
6 Cyl., 414ci, 6.8L	All	37MT, 10-T, 24V, w/o Ground Stud on Case (Code 3016)	DR	DD	24	6278N
6068SFM50						
6 Cyl., 414ci, 6.8L	2007-04	OSGR, 11-T, w/Ground Stud in DE Frame (Code 3041)	ND	OSGR	24	19847N
6 Cyl., 414ci, 6.8L		OSGR, 11-T, w/o Ground Stud in DE Frame (Code 3006)	ND	OSGR	12	18018N
6068SFM75						
6 Cyl., 414ci, 6.8L	2007-04	OSGR, 11-T, w/o Ground Stud in DE Frame (Code 3006)	ND	OSGR	12	18018N
6068TFM						
6 Cyl., 414ci, 6.8L	All	37MT, 10-T, 24V, w/o Ground Stud on Case (Code 3016)	DR	DD	24	6278N
6068TFM50						
6 Cyl., 414ci, 6.8L	All	OSGR, 11-T, w/Ground Stud in DE Frame (Code 3041)	ND	OSGR	24	19847N
6 Cyl., 414ci, 6.8L		OSGR, 11-T, w/o Ground Stud in DE Frame (Code 3006)	ND	OSGR	12	18018N
6068TFM75						
6 Cyl., 414ci, 6.8L	2007-04	OSGR, 11-T, w/Ground Stud in DE Frame (Code 3041)	ND	OSGR	24	19847N
6 Cyl., 414ci, 6.8L		OSGR, 11-T, w/o Ground Stud in DE Frame (Code 3006)	ND	OSGR	12	18018N
6068TFM76						
6 Cyl., 414ci, 6.8L	2007-04	OSGR, 11-T, w/Ground Stud in DE Frame (Code 3041)	ND	OSGR	24	19847N
6 Cyl., 414ci, 6.8L		OSGR, 11-T, w/o Ground Stud in DE Frame (Code 3006)	ND	OSGR	12	18018N
6076						
All Engines	All	Delco (Code 3011, 16 - Opt.)	DR	DD	24	6278N
All Engines		Delco (Code 3011, 16 - Std.)	DR	DD	12	6410N-PT
All Engines		Denso (Ser #102244-On)	ND	DD	12	17618N
All Engines		Denso (Ser #590305-On)	ND	OSGR	12	18018N
All Engines		Denso (To Ser #102243)	ND	DD	12	16635N
6076AFM						
6 Cyl., 466ci, 7.6L	All	37MT, 10-T, 24V, w/o Ground Stud on Case (Code 3016)	DR	DD	24	6278N
6 Cyl., 466ci, 7.6L		DD, 10-T, w/o Ground Stud In CE Plate (Code 3004)	ND	DD	12	17618N
6076AFM30						
6 Cyl., 466ci, 7.6L	All	37MT, 10-T, 24V, w/o Ground Stud on Case (Code 3016)	DR	DD	24	6278N

STARTERS

ENGINE	YEAR	APPLICATION	Mfg	Type	Volt	PART NUMBER
JOHN DEERE - Engine Industrial (Cont'd)						
6076AFM30 (Cont'd)						
6 Cyl., 466ci, 7.6L		DD, 10-T, w/o Ground Stud In CE Plate (Code 3004)	ND	DD	12	17618N
6081AFM01						
6 Cyl., 496ci, 8.1L	All	37MT, 10-T, 24V, w/o Ground Stud on Case (Code 3016)	DR	DD	24	6278N
6 Cyl., 496ci, 8.1L		OSGR, 11-T, w/Ground Stud in DE Frame (Code 3003)	ND	OSGR	24	19847N
6 Cyl., 496ci, 8.1L		OSGR, 11-T, w/o Ground Stud in DE Frame (Code 3004)	ND	OSGR	12	18018N
6081AFM75						
6 Cyl., 496ci, 8.1L	2007-04	37MT, 10-T, 24V, w/o Ground Stud on Case (Code 3016)	DR	DD	24	6278N
6 Cyl., 496ci, 8.1L		OSGR, 11-T, w/Ground Stud in DE Frame (Code 3003)	ND	OSGR	24	19847N
6 Cyl., 496ci, 8.1L		OSGR, 11-T, w/o Ground Stud in DE Frame (Code 3004)	ND	OSGR	12	18018N
6101						
All Engines	All	Delco System (Code 9900)	DR	DD	24	3948N
6125AFM01						
6 Cyl., 766ci, 12.5L	All	Denso System (12V) (Code 3006)	ND	PLGR	12	19849N
6 Cyl., 766ci, 12.5L		Denso System (12V) (Code 3007)	ND	PLGR	12	19849N
6 Cyl., 766ci, 12.5L		Denso System (12V) (Code 3008)	ND	PLGR	12	19849N
6125AFM75						
6 Cyl., 763ci, 12.5L	2007-04	Denso System (12V) (Code 3006)	ND	PLGR	12	19849N
6 Cyl., 763ci, 12.5L		Denso System (12V) (Code 3008)	ND	PLGR	12	19849N
6125SFM75						
6 Cyl., 766ci, 12.5L	2007-04	Denso System (12V) (Code 3006)	ND	PLGR	12	19849N
6 Cyl., 766ci, 12.5L		Denso System (12V) (Code 3008)	ND	PLGR	12	19849N
6329D						
All Engines	All	Delco System (24V)	DR	DD	24	6278N
All Engines		Delco System (H.D.)	DR	OSGR	12	6570N
All Engines		Delco System (Std.)	DR	OSGR	12	6570N
All Engines		Denso (24V - Opt.)	ND	OSGR	24	19847N
All Engines		Denso (2-Hole)	ND	OSGR	12	17362N
All Engines		Denso (3-Hole)	ND	OSGR	12	17630N
6359D / 6359T						
All	All	Denso System, w/o Grd. Stud	ND	OSGR	24	19848N
6414D / T						
All Engines	All	Delco System	DR	DD	24	6278N
All Engines		Delco System	DR	DD	12	6410N-PT
All Engines		Denso (24V - Opt.)	ND	OSGR	24	19847N
6466A / D / T						
All Engines	All	Delco System	DR	DD	24	6278N
All Engines		Delco System	DR	DD	12	6410N-PT
All Engines		Denso System	ND	DD	12	16635N
All Engines		Denso System	ND	DD	12	17618N
8955T / A						
All	All	50 MT, 24 Volt	DR	50MT	24	4930N
All Engines		Delco System	DR	DD	12	3974N
JOHN DEERE - Excavator						
120C						
All Engines	All	Denso System	ND	OSGR	24	18458N
120D						
JD 4.5L 89HP Diesel	All	Denso System	ND	OSGR	24	18458N

STARTERS

ENGINE	YEAR	APPLICATION	Mfg	Type	Volt	PART NUMBER
JOHN DEERE - Excavator (Cont'd)						
15 Compact						
Yanmar 3TNA72	1986-	Denso System (12V)	ND	OSGR	12	17382N
160CLC						
All Engines	All	Denso System	ND	OSGR	24	18458N
160DLC						
JD 4.5L 121HP Diesel	All	Denso System	ND	OSGR	24	18458N
160LC						
All Engines	All	Denso System	ND	OSGR	24	18458N
200CLC						
JD 6068T Diesel	2007-97	Denso System	ND	OSGR	24	18458N
200D						
JD 6.8L 159HP Diesel	All	Denso System	ND	OSGR	24	18458N
200DLC						
JD 6.8L 159HP Diesel	All	Denso System	ND	OSGR	24	18458N
200LC						
All Engines	1995-	Denso System	ND	OSGR	24	18458N
230CLC						
All Engines	All	Denso System	ND	OSGR	24	18458N
230LC						
All Engines	All	Delco System	DR	DD	24	6278N
230LCR						
4045 Diesel	All	Denso System, w/o Grd. Stud	ND	OSGR	24	19848N
6068 Diesel		Delco System	DR	DD	24	6278N
240DLC						
JD 6.8L 177HP Diesel	All	Denso System	ND	OSGR	24	18458N
25 Compact						
Yanmar 3TN78	1986-	Denso System	ND	OSGR	12	17387N
270CLC						
All Engines	All	Denso System	ND	OSGR	24	18458N
270DLC						
JD 6.8L 188HP Diesel	All	Denso System	ND	OSGR	24	18458N
270LC						
All Engines	All	Delco System	DR	DD	24	6278N
30						
All Engines	All	Denso System	ND	OSGR	12	17387N
330LC						
All Engines	All	Delco System	DR	DD	24	6278N
330LCR						
All Engines	All	Delco System	DR	DD	24	6278N
350DLC						
JD 9.0L 271HP Diesel	2007-98	Denso System, w/o Grd. Stud	ND	OSGR	24	19848N
35D						
Yanmar 3TNV88 Diesel	2009-05	Hitachi System	HI	OSGR	12	18051N

STARTERS

STARTERS

ENGINE	YEAR	APPLICATION	Mfg	Type	Volt	PART NUMBER
JOHN DEERE - Excavator (Cont'd)						
370						
All Engines	All	Delco System	DR	DD	24	6278N
370C						
All	All	Denso System, w/o Grd. Stud	ND	OSGR	24	19848N
370C LC						
All	All	Denso System, w/o Grd. Stud	ND	OSGR	24	19848N
450C LC						
All Engines	All	Delco System	DR	DD	24	6360N
450LC						
All Engines	All	Delco System	DR	DD	24	6360N
50D						
Yanmar 4TNV88 Diesel	2009-05	Hitachi System	HI	OSGR	12	18051N
50ZTS						
All Engines	All	Hitachi System	HI	OSGR	12	18051N
690 / 690A						
404 Diesel	1983-75	Denso System	ND	DD	12	16635N
404 Diesel	1974-70	Delco System	DR	DD	12	6410N-PT
690B						
All Engines	1983-74	Delco System	DR	DD	12	6410N-PT
All Engines		Denso System	ND	DD	12	16635N
690C						
John Deere 6-466T Diesel	1988-85	DR, 37MT, 10T	DR	37MT	12	6382N-PT
690CR						
All Engines	1991-84	Denso System	ND	OSGR	24	19847N
690D						
All Engines	1992-88	Delco System	DR	DD	24	6278N
All Engines		Denso System	ND	OSGR	24	19847N
690E LC						
6068 Diesel	1993-	Delco System	DR	DD	24	6278N
790D						
6068 Diesel	1993-	Delco System	DR	DD	24	6278N
All Engines	1992-88	Delco System	DR	DD	24	6278N
790E LC						
All Engines	All	Delco System	DR	DD	24	6278N
792						
All Engines	1993-	Delco System	DR	DD	24	6278N
All Engines	1988-86	To Serial #354706	ND	OSGR	24	19847N
792D LC						
All Engines	All	Delco System	DR	DD	24	6278N
890 / 890A						
619 Diesel	1986-84	Delco System	DR	DD	24	3948N
619 Diesel	1983-78	Delco System	DR	DD	24	3948N
892D LC						
466 Diesel	1993-89	Delco System	DR	DD	24	6278N
466 Diesel		Denso System	ND	OSGR	24	19847N

STARTERS

ENGINE	YEAR	APPLICATION	Mfg	Type	Volt	PART NUMBER
JOHN DEERE - Excavator (Cont'd)						
892E LC						
6078 Diesel	1994-	Delco System	DR	DD	24	6278N
992D						
619 Diesel	1993-88	Delco System	DR	DD	24	3948N
992E LC						
All Engines	1994-	Delco System	DR	DD	24	3948N
JOHN DEERE - Feller Buncher						
608B						
6081H Diesel	All	Denso System, w/o Grd. Stud	ND	OSGR	24	19848N
608L						
All	All	Denso System, w/o Grd. Stud	ND	OSGR	24	19848N
608S						
6081H Diesel	All	Denso System, w/o Grd. Stud	ND	OSGR	24	19848N
643						
All Engines	1993-88	Denso System	ND	DD	12	16635N
John Deere 6-414T Dsl.		DR, 37MT, 10T	DR	37MT	12	6382N-PT
643D						
All Engines	1990-	Denso System	ND	DD	12	16635N
643H						
All Engines	All	Denso System	ND	OSGR	12	18978N
643J						
6.8L 174HP Diesel	All	With Ground Stud	ND	OSGR	12	18018N
6.8L 174HP Diesel		Without Ground Stud	ND	OSGR	12	18018N
All Engines		Denso, OSGR / 11T	ND	OSGR	12	18566N
653G						
6068T Diesel	All	Denso System	ND	OSGR	12	18978N
693B						
All Engines	1985-78	Denso System	ND	DD	12	16635N
693C						
All Engines	1989-87	Denso System	ND	OSGR	24	19847N
John Deere 6-414T Dsl.	1987-85	DR, 37MT, 10T	DR	37MT	12	6382N-PT
693D						
6068 Diesel	1995-88	Delco System	DR	DD	24	6278N
6068 Diesel		Denso System	ND	OSGR	24	19847N
703J						
JD 8.1L 181HP Diesel	All	Denso System, w/o Grd. Stud	ND	OSGR	24	19848N
JD 8.1L 181HP Diesel		With Ground Stud	ND	OSGR	24	19847N
703JH Harvester						
JD 8.1L 181HP Diesel	All	Denso System, w/o Grd. Stud	ND	OSGR	24	19848N
JD 8.1L 181HP Diesel		With Ground Stud	ND	OSGR	24	19847N
743						
All Engines	1983-77	Denso System	ND	DD	12	16635N
743A						
All Engines	1983-77	Denso System	ND	DD	12	16635N

STARTERS

STARTERS

ENGINE	YEAR	APPLICATION	Mfg	Type	Volt	PART NUMBER
JOHN DEERE - Feller Buncher (Cont'd)						
753G						
6081H Diesel	All	Denso System, w/o Grd. Stud	ND	OSGR	24	19848N
753GL						
All	All	Denso System, w/o Grd. Stud	ND	OSGR	24	19848N
753J						
JD 8.1L 241HP Diesel	All	Denso System, w/o Grd. Stud	ND	OSGR	24	19848N
JD 8.1L 241HP Diesel		With Ground Stud	ND	OSGR	24	19847N
753JH Harvester						
JD 8.1L 241HP Diesel	All	Denso System, w/o Grd. Stud	ND	OSGR	24	19848N
JD 8.1L 241HP Diesel		With Ground Stud	ND	OSGR	24	19847N
759G						
6081H Diesel	All	Denso System, w/o Grd. Stud	ND	OSGR	24	19848N
759J						
JD 8.1L 241HP Diesel	All	Denso System, w/o Grd. Stud	ND	OSGR	24	19848N
JD 8.1L 241HP Diesel		With Ground Stud	ND	OSGR	24	19847N
759JH Harvester						
JD 8.1L 241HP Diesel	All	Denso System, w/o Grd. Stud	ND	OSGR	24	19848N
JD 8.1L 241HP Diesel		With Ground Stud	ND	OSGR	24	19847N
793D						
All Engines	1995-88	Delco System	DR	DD	24	6278N
All Engines		Denso System	ND	OSGR	24	19847N
843H						
All Engines	All	Denso System	ND	OSGR	12	18978N
843J						
6.8L 225HP Diesel	All	With Ground Stud	ND	OSGR	12	18018N
6.8L 225HP Diesel		Without Ground Stud	ND	OSGR	12	18018N
All Engines		Denso, OSGR / 11T	ND	OSGR	12	18566N
853G						
6081H Diesel	All	Denso System, w/o Grd. Stud	ND	OSGR	24	19848N
853J						
JD 8.1L 294HP Diesel	All	Denso System, w/o Grd. Stud	ND	OSGR	24	19848N
JD 8.1L 294HP Diesel		With Ground Stud	ND	OSGR	24	19847N
853JH Harvester						
JD 8.1L 294HP Diesel	All	Denso System, w/o Grd. Stud	ND	OSGR	24	19848N
JD 8.1L 294HP Diesel		With Ground Stud	ND	OSGR	24	19847N
903G						
All	All	Denso System, w/o Grd. Stud	ND	OSGR	24	19848N
903J						
JD 8.1L 294HP Diesel	All	Denso System, w/o Grd. Stud	ND	OSGR	24	19848N
JD 8.1L 294HP Diesel		With Ground Stud	ND	OSGR	24	19847N
903JH Harvester						
JD 8.1L 294HP Diesel	All	Denso System, w/o Grd. Stud	ND	OSGR	24	19848N
JD 8.1L 294HP Diesel		With Ground Stud	ND	OSGR	24	19847N
909J						
JD 8.1L 294HP Diesel	All	Denso System, w/o Grd. Stud	ND	OSGR	24	19848N
JD 8.1L 294HP Diesel		With Ground Stud	ND	OSGR	24	19847N

STARTERS

ENGINE	YEAR	APPLICATION	Mfg	Type	Volt	PART NUMBER
JOHN DEERE - Feller Buncher (Cont'd)						
909JH Harvester						
JD 8.1L 294HP Diesel	All	Denso System, w/o Grd. Stud	ND	OSGR	24	19848N
JD 8.1L 294HP Diesel		With Ground Stud	ND	OSGR	24	19847N
953G						
6081H Diesel	All	Denso System, w/o Grd. Stud	ND	OSGR	24	19848N
953J						
JD 8.1L 294HP Diesel	All	Denso System, w/o Grd. Stud	ND	OSGR	24	19848N
JD 8.1L 294HP Diesel		With Ground Stud	ND	OSGR	24	19847N
959J						
JD 8.1L 294HP Diesel	All	Denso System, w/o Grd. Stud	ND	OSGR	24	19848N
JD 8.1L 294HP Diesel		With Ground Stud	ND	OSGR	24	19847N
JOHN DEERE - Forestry Swing Machine						
2154D						
JD 6.8L 164HP Diesel	All	Denso System	ND	OSGR	24	18458N
2454D						
JD 6.8L 182HP Diesel	All	Denso System	ND	OSGR	24	18458N
2954D						
JD 6.8L 188HP Diesel	All	Denso System	ND	OSGR	24	18458N
3754D						
JD 9.0L 271 HP Diesel	All	Denso System, w/o Grd. Stud	ND	OSGR	24	19848N
JOHN DEERE - Forwarder						
1010D						
JD 4.5L 115HP Diesel	All	Denso System, w/o Grd. Stud	ND	OSGR	24	19848N
JD 4.5L 115HP Diesel		With Ground Stud	ND	OSGR	24	19847N
1110D						
JD 6.8L 161HP Diesel	All	With Ground Stud	ND	OSGR	24	19847N
1410D						
JD 6.8L 173HP Diesel	All	With Ground Stud	ND	OSGR	24	19847N
1710D						
JD 8.1L 215HP Diesel	All	With Ground Stud	ND	OSGR	24	19847N
810D						
JD 4.5L 115HP Diesel	All	Denso System, w/o Grd. Stud	ND	OSGR	24	19848N
JD 4.5L 115HP Diesel		With Ground Stud	ND	OSGR	24	19847N
JOHN DEERE - Grader						
570B						
All Engines	1982-	Delco System	DR	DD	24	6278N
All Engines		Denso System	ND	OSGR	24	19847N
670A						
All Engines	1981-78	Delco System	DR	DD	24	6278N
All Engines		Denso System	ND	OSGR	24	19847N
670B						
All Engines	1982-	Delco System	DR	DD	24	6278N
All Engines		Denso System	ND	OSGR	24	19847N

STARTERS

STARTERS

ENGINE	YEAR	APPLICATION	Mfg	Type	Volt	PART NUMBER
JOHN DEERE - Grader (Cont'd)						
670G						
JD 9.0L 155HP Diesel	All	Denso System	ND	OSGR	24	19872N
672A						
All Engines	1981-78	Delco System	DR	DD	24	6278N
All Engines		Denso System	ND	OSGR	24	19847N
672B						
All Engines	1988-	Delco System	DR	DD	24	6278N
All Engines		Denso System	ND	OSGR	24	19847N
672G						
JD 9.0L 170HP Diesel	All	Denso System	ND	OSGR	24	19872N
770A						
All Engines	1985-84	Delco System	DR	DD	24	6360N
All Engines	1983-78	Delco System	DR	DD	24	3948N
770B						
All Engines	1982-	Delco System	DR	DD	24	6278N
All Engines		Denso System	ND	OSGR	24	19847N
770C						
All Engines	All	Delco System	DR	DD	24	6278N
770D						
All Engines	All	Denso System	ND	OSGR	24	19872N
770G						
JD 9.0L 165HP Diesel	All	Denso System	ND	OSGR	24	19872N
772A						
All Engines	1985-84	Delco System	DR	DD	24	6360N
All Engines	1983-78	Delco System	DR	DD	24	3948N
772B						
All Engines	1982-	Delco System	DR	DD	24	6278N
All Engines		Denso System	ND	OSGR	24	19847N
772C						
All Engines	All	Delco System	DR	DD	24	6278N
772D						
All Engines	All	Denso System	ND	OSGR	24	19872N
772G						
JD 9.0L 194HP Diesel	All	Denso System	ND	OSGR	24	19872N
870D						
All Engines	All	Denso System	ND	OSGR	24	19872N
870G						
JD 9.0L 180HP Diesel	All	Denso System	ND	OSGR	24	19872N
872D						
All Engines	All	Denso System	ND	OSGR	24	19872N
872G						
JD 9.0L 214HP Diesel	All	Denso System	ND	OSGR	24	19872N
JD570						
All Engines	1981-75	Denso System	ND	DD	12	16635N
All Engines	1974-68	Delco System	DR	DD	12	6410N-PT

STARTERS

ENGINE	YEAR	APPLICATION	Mfg	Type	Volt	PART NUMBER
JOHN DEERE - Grader (Cont'd)						
JD570A						
All Engines	1981-75	Denso System	ND	DD	12	16635N
All Engines	1974-71	Delco System	DR	DD	12	6410N-PT
JD670						
All Engines	1978-75	Denso System	ND	OSGR	24	19847N
JOHN DEERE - Harvester						
1070D Wheeled						
JD 6.8L 173HP Diesel	All	Denso System, w/o Grd. Stud	ND	OSGR	24	19848N
1270D Wheeled						
JD 8.1L 215HP Diesel	All	Denso System, w/o Grd. Stud	ND	OSGR	24	19848N
JD 8.1L 215HP Diesel		With Ground Stud	ND	OSGR	24	19847N
1470D Wheeled						
JD 9.0L 241HP Diesel	All	Denso System, w/o Grd. Stud	ND	OSGR	24	19848N
JD 9.0L 241HP Diesel		With Ground Stud	ND	OSGR	24	19847N
1490D Wood						
JD 6.8L 183HP Diesel	All	Denso System, w/o Grd. Stud	ND	OSGR	24	19848N
JD 6.8L 183HP Diesel		With Ground Stud	ND	OSGR	24	19847N
544						
All Engines	All	Denso System	ND	DD	12	16635N
5440						
404 Diesel	1982-77	Denso System	ND	DD	12	16635N
John Deere 6-619	1981-77	DR. 42MT Service replace.	DR	42MT	12	6371N
5460						
531 Diesel	1982-77	Denso System	ND	DD	12	16641
John Deere 6-619	1981-77	DR. 42MT Service replace.	DR	42MT	12	6371N
5730						
466 Diesel	1992-86	Optional	ND	DD	12	17618N
466 Diesel		Standard	ND	DD	12	16635N
619 Diesel		Denso System	ND	DD	12	16641
5830						
466 Diesel	1992-86	Optional	ND	DD	12	17618N
466 Diesel		Standard	ND	DD	12	16635N
619 Diesel		Denso System	ND	DD	12	16641
6650						
6 Cyl. 8.18L 499cid	2003-98	Denso System	ND	OSGR	12	18018N
7300						
All Engines	All	Denso System	ND	OSGR	12	18018N
770D Wheeled						
JD 4.5L 115HP Diesel	All	Denso System, w/o Grd. Stud	ND	OSGR	24	19848N
H7						
100 Gas	1973-72	Delco System	DR	DD	12	4388N
JOHN DEERE - Industrial Tractor						
210LE						
4045 Diesel	2000-97	Denso System (Opt. ESN 882701-On)	ND	OSGR	12	18568N
4045 Diesel		Denso System (Std. ESN 882701-On)	ND	OSGR	12	18018N

STARTERS

STARTERS

ENGINE	YEAR	APPLICATION	Mfg	Type	Volt	PART NUMBER
JOHN DEERE - Industrial Tractor (Cont'd)						
2640						
276 Diesel	1982-76	Delco System	DR	OSGR	12	6570N
301						
Diesel Engines	1985-65	Delco System	DR	OSGR	12	6570N
301A						
Diesel Engines	1985-65	Delco System	DR	OSGR	12	6570N
302						
Diesel Engines	1981-74	Delco System	DR	OSGR	12	6570N
302A						
Diesel Engines	1981-74	Delco System	DR	OSGR	12	6570N
3055						
359 Diesel	1992	Bosch System	BO	DD	12	16563N
6-359 Diesel		Bosch System	BO	DD	12	17095N
310						
Diesel Engines	1986-71	Delco System	DR	OSGR	12	6570N
310A						
Diesel Engines	1986-71	Delco System	DR	OSGR	12	6570N
310B						
Diesel Engines	1986-83	Delco System	DR	OSGR	12	6570N
Diesel Engines	1986-71	Delco System	DR	OSGR	12	6570N
310C						
All Engines	1992-87	Delco System	DR	OSGR	12	6570N
Diesel Engines		Delco System	DR	OSGR	12	6570N
310D						
4039 Diesel	1992-90	Delco System (Dry Clutch)	DR	OSGR	12	6570N
All Engines		Delco System	DR	OSGR	12	6570N
Diesel Engines		Delco System	DR	OSGR	12	6570N
3155						
359 Diesel	1991-87	Bosch System	BO	DD	12	16563N
6-359 Diesel	1992-87	Bosch System	BO	DD	12	17095N
315D						
4039 Diesel	1992-	Delco System (Dry Clutch)	DR	OSGR	12	6570N
All Engines	1992-90	Delco System	DR	OSGR	12	6570N
Diesel Engines	1992-	Delco System	DR	OSGR	12	6570N
3255						
359 Diesel	1992	Bosch System	BO	DD	12	16563N
6-359 Diesel		Bosch System	BO	DD	12	17095N
350C						
152 Diesel	1981-75	Delco System	DR	OSGR	12	6570N
Diesel Engines		Delco System	DR	OSGR	12	6570N
355						
Diesel Engines	1981-75	Delco System	DR	OSGR	12	6570N
400G						
All Engines	1992-	Standard	DR	OSGR	12	6570N
All Engines		w/Sealed Unit	DR	OSGR	12	6601N
All Engines	1988-	Standard	DR	OSGR	12	6570N
All Engines		w/Sealed Unit	DR	OSGR	12	6601N

STARTERS

ENGINE	YEAR	APPLICATION	Mfg	Type	Volt	PART NUMBER
JOHN DEERE - Industrial Tractor (Cont'd)						
401						
Diesel Engines	1981-74	Delco System	DR	OSGR	12	6570N
401A						
Diesel Engines	1981-74	Delco System	DR	OSGR	12	6570N
401B						
Diesel Engines	1981-74	Delco System	DR	OSGR	12	6570N
401C						
Diesel Engines	1982-74	Delco System	DR	OSGR	12	6570N
401D						
Diesel Engines	1981-71	Delco System	DR	OSGR	12	6570N
410B						
Diesel Engines	1986-83	Delco System	DR	OSGR	12	6570N
Diesel Engines	1982-71	Delco System	DR	OSGR	12	6570N
410C						
Diesel Engines	1992-87	Delco System	DR	OSGR	12	6570N
410D						
4045 Diesel	1990-	Standard	ND	DD	12	17618N
Diesel Engines	1992-90	Delco System	DR	OSGR	12	6570N
440						
All Engines	1967-65	Delco System	DR	OSGR	12	6570N
450C						
219 Diesel	1981-74	Delco System	DR	OSGR	12	6570N
4-219 Diesel		Delco System	DR	OSGR	12	6570N
450E						
219 Diesel	1992-86	Delco System	DR	OSGR	12	6570N
4-219 Diesel		Standard	DR	OSGR	12	6570N
4-219 Diesel		w/Sealed Unit	DR	OSGR	12	6601N
450G						
All Engines	1993-	Delco System	DR	OSGR	12	6570N
All Engines		Serial #722460-On	ND	OSGR	12	18455N
480A						
Diesel Engines	1982-65	Delco System	DR	OSGR	12	6570N
480B						
Diesel Engines	1982-65	Delco System	DR	OSGR	12	6570N
480C						
Diesel Engines	1982-65	Delco System	DR	OSGR	12	6570N
500C						
Diesel Engines	1976-67	Delco System	DR	DD	12	6410N-PT
510C						
All Engines	1992-85	Delco System	DR	OSGR	12	6570N
510D						
4045 Diesel	1990-	Standard	ND	DD	12	17618N
All Engines	1992-90	Delco System	DR	OSGR	12	6570N
610C						
All Engines	1992-87	Delco System	DR	OSGR	12	6570N

STARTERS

STARTERS

ENGINE	YEAR	APPLICATION	Mfg	Type	Volt	PART NUMBER
JOHN DEERE - Industrial Tractor (Cont'd)						
710D						
6059 Diesel	1990-	Serial #814065-On	ND	OSGR	12	18018N
6059 Diesel		To Serial #814064 (Std.)	ND	DD	12	17618N
JD300						
Diesel Engines	1974-65	Delco System	DR	OSGR	12	6570N
JD301						
Diesel Engines	1973-71	Delco System	DR	OSGR	12	6570N
JD301A						
Diesel Engines	1981-74	Delco System	DR	OSGR	12	6570N
JD350						
Diesel Engines	1970-65	Delco System	DR	OSGR	12	6570N
JD350B						
Diesel Engines	1975-70	Delco System	DR	OSGR	12	6570N
JD400						
Diesel Engines	1971-65	Delco System	DR	OSGR	12	6570N
JD401						
Diesel Engines	1973-71	Delco System	DR	OSGR	12	6570N
JD450						
Diesel Engines	1970-65	Delco System	DR	OSGR	12	6570N
JD450B						
Diesel Engines	1973-70	Delco System	DR	OSGR	12	6570N
JD500						
Diesel Engines	1967-65	Delco System	DR	DD	24	3708N
Gas Engines		Delco System	DR	DD	12	4388N
JD500A						
Diesel Engines	1970-67	Delco System	DR	DD	24	3708N
Gas Engines		Delco System	DR	DD	12	4388N
JD500B						
Diesel Engines	1970-69	Delco System	DR	DD	24	3708N
Gas Engines		Delco System	DR	DD	12	4388N
JD600						
Diesel Engines	1970-64	Delco System	DR	DD	24	3708N
Gas Engines		Delco System	DR	DD	12	4388N
JD700						
531 Diesel	1974-67	Delco System	DR	DD	24	3948N
JD700A						
531 Diesel	1974-67	Delco System	DR	DD	24	3948N
JOHN DEERE - Lawn & Garden Tractor						
320						
JD 4024T 62HP Engine	2005-	Bosch System	BO	PMGR	12	18954N
355D						
All Engines	1990-82	Delco System	DR	OSGR	12	6570N
455						
Yanmar 22HP Dsl	1993-	3TNA72 Engine	ND	OSGR	12	17382N
Yanmar 3T72	1996-95	Denso System	ND	OSGR	12	17382N

STARTERS

ENGINE	YEAR	APPLICATION	Mfg	Type	Volt	PART NUMBER
JOHN DEERE - Lift Truck						
482C						
All Engines	1987-	Standard	DR	OSGR	12	6570N
All Engines		w/Sealed Unit	DR	OSGR	12	6601N
JD380						
164 Diesel	1981-74	Delco System	DR	OSGR	12	6570N
JD480						
202 Diesel	1972-66	Delco System	DR	OSGR	12	6570N
JD480A						
202 Diesel	1974-72	Delco System	DR	OSGR	12	6570N
JD480B						
All Engines	1981-74	Delco System	DR	OSGR	12	6570N
JD480C						
All Engines	1986-84	Delco System	DR	OSGR	12	6570N
All Engines	1983-81	Delco System	DR	OSGR	12	6570N
JOHN DEERE - Loader						
210LJ						
JD 4.5L 84HP Diesel	All	Denso System	ND	OSGR	12	18568N
244J						
JD 2.4L 59HP Diesel	2004-	Bosch System	BO	PMGR	12	18954N
300B						
All Engines	1985-84	Delco System	DR	OSGR	12	6570N
All Engines	1983-74	Delco System	DR	OSGR	12	6570N
Diesel Engines	1988-84	Delco System	DR	OSGR	12	6570N
304J						
JD 3.1L 73HP Diesel	2004-	Bosch System	BO	PMGR	12	18954N
324H						
All Engines	All	Denso System	ND	OSGR	12	18455N
330B Log Loader						
All Engines	All	Denso System	ND	OSGR	12	18455N
335 Log Loader						
All Engines	All	Denso System	ND	OSGR	12	18455N
335C Log Loader						
JD 6.8L 170HP Diesel	All	Denso System	ND	OSGR	12	18455N
344H						
All Engines	All	Denso System	ND	OSGR	12	18455N
344J						
JD 4.5L 97HP Diesel	All	Denso System	ND	OSGR	12	18455N
430B Log Loader						
All Engines	All	Denso System	ND	OSGR	12	18455N
435 Log Loader						
All Engines	All	Denso System	ND	OSGR	12	18455N
435C Log Loader						
All Engines	All	Denso System	ND	OSGR	12	18455N

STARTERS

STARTERS

ENGINE	YEAR	APPLICATION	Mfg	Type	Volt	PART NUMBER
JOHN DEERE - Loader (Cont'd)						
437C Log Loader						
All Engines	All	Denso System	ND	OSGR	12	18455N
444C						
329 Diesel	1986-82	Delco System	DR	DD	12	6410N-PT
329 Diesel		Denso System	ND	DD	12	16635N
444D						
329 Diesel	1988-87	Denso System	ND	DD	12	16635N
444H						
All	1997-	Denso System, w/o Grd. Stud	ND	OSGR	24	19848N
444J						
All	All	Denso System, w/o Grd. Stud	ND	OSGR	24	19848N
444K						
JD 4.5L 115HP Diesel	All	Denso System, w/o Grd. Stud	ND	OSGR	24	19848N
524K						
JD 6.8L 125HP Diesel	All	Denso System, w/o Grd. Stud	ND	OSGR	24	19848N
530B Log Loader						
All Engines	All	Denso System	ND	OSGR	12	18018N
535 Log Loader						
All Engines	All	Denso System	ND	OSGR	12	18018N
544C						
414 Diesel	1986-82	Delco System	DR	DD	12	6410N-PT
414 Diesel		Denso System	ND	DD	12	16635N
544D						
All Engines	1988-87	Denso System	ND	DD	12	16635N
544H						
All	All	Denso System, w/o Grd. Stud	ND	OSGR	24	19848N
544J						
All	All	Denso System, w/o Grd. Stud	ND	OSGR	24	19848N
544K						
JD 6.8L 145HP Diesel	All	Denso System, w/o Grd. Stud	ND	OSGR	24	19848N
624E						
All Engines	1992-88	Denso System	ND	DD	12	16635N
John Deere 6-414 Dsl.		DR, 37MT, 10T	DR	37MT	12	6382N-PT
624G						
All Engines	1994-	Denso System	ND	DD	12	16635N
John Deere 6-068T Dsl.	1997-92	DR, 37MT, 10T	DR	37MT	12	6382N-PT
624H						
All	All	Denso System, w/o Grd. Stud	ND	OSGR	24	19848N
624J						
All	All	Denso System, w/o Grd. Stud	ND	OSGR	24	19848N
624K						
JD 6.8L 170HP Diesel	All	Denso System, w/o Grd. Stud	ND	OSGR	24	19848N
644C						
All Engines	1986-82	Denso System	ND	DD	12	16635N

STARTERS

ENGINE	YEAR	APPLICATION	Mfg	Type	Volt	PART NUMBER
JOHN DEERE - Loader (Cont'd)						
644D						
All Engines	1988-87	Denso System	ND	DD	12	16635N
644E						
All Engines	1992-88	Denso System	ND	DD	12	16635N
John Deere 6-466T Diesel	1992-87	DR, 37MT, 10T	DR	37MT	12	6382N-PT
644EH						
John Deere 6-466T Diesel	1992-87	DR, 37MT, 10T	DR	37MT	12	6382N-PT
644ER						
John Deere 6-466T Diesel	1992-87	DR, 37MT, 10T	DR	37MT	12	6382N-PT
John Deere 6-466T Dsl.		37MT, 10T	DR	37MT	12	6382N-PT
644G						
All Engines	1993-	Denso System	ND	DD	12	16635N
John Deere 6-076 Dsl.	1998-92	DR, 37MT, 10T	DR	37MT	12	6382N-PT
644H						
All Engines	All	Denso System	ND	OSGR	24	19847N
644J						
All Engines	All	Denso System	ND	OSGR	24	19847N
644K						
JD 6.8L 185HP Diesel	All	Denso System, w/o Grd. Stud	ND	OSGR	24	19848N
JD 6.8L 185HP Diesel		With Ground Stud	ND	OSGR	24	19847N
724J						
All Engines	All	Denso System	ND	OSGR	24	19847N
724K						
JD 9.0L 227HP Diesel	All	Denso System	ND	OSGR	24	19847N
744E						
All Engines	1990-	Delco System	DR	DD	24	3948N
744H						
All Engines	1995-	Delco System	DR	DD	24	3948N
744J						
All Engines	All	Delco System	DR	DD	24	6360N
744K						
JD 9.0L 274HP Diesel	All	Denso System, w/o Grd. Stud	ND	OSGR	24	19848N
JD 9.0L 274HP Diesel		With Ground Stud	ND	OSGR	24	19847N
844						
955 Diesel	1989-81	Delco System	DR	50MT	24	4930N
JD444						
329 Diesel	1981-76	Denso System	ND	DD	12	16635N
JD544 / JD544A						
414 Diesel	1981-76	Denso System	ND	DD	12	16635N
JD544B						
414 Diesel	1982-75	Denso System	ND	DD	12	16635N
JD644 / JD644A						
404 Diesel	1975-69	Delco System	DR	DD	12	6410N-PT

STARTERS

STARTERS

ENGINE	YEAR	APPLICATION	Mfg	Type	Volt	PART NUMBER
JOHN DEERE - Loader (Cont'd)						
LX100-2						
Various	2006-97	DR, 37MT, 10T	DR	37MT	12	6382N-PT
JOHN DEERE - Logger						
2054						
All Engines	All	Denso System	ND	OSGR	24	18458N
All Engines	1990-	Bosch System	BO	DD	12	17095N
2554						
All Engines	All	Denso System	ND	OSGR	24	18458N
3554						
All Engines	All	Denso System	ND	OSGR	24	19847N
JOHN DEERE - Other Agricultural Equipment						
5730						
John Deere 6-619	1992-90	Delco 42MT	DR	42MT	12	6371N
5830						
John Deere 6-619	1992-90	Delco 42MT	DR	42MT	12	6371N
6610						
All Engines	1995-92	Bosch System	BO	PLGR	12	18361N
Diesel	2005-93	DR, 37MT, 10T	DR	37MT	12	6382N-PT
6650						
John Deere 6-081, 8.1L	2006-04	Delco 42MT	DR	42MT	12	6371N
John Deere 6-081, 8.1L Dsl	2006-96	DR, 37MT, 10T	DR	37MT	12	6382N-PT
6750						
John Deere 6-125, 12.5L	2006-04	Delco 42MT	DR	42MT	12	6371N
6810						
6 Cyl. 14.04L 856cid	1997-93	Delco System (w/Jump Start Protection)	DR	42MT	12	6513N
All Engines	1997-92	Bosch System	BO	PLGR	12	18361N
Cummins Dsl.	2005-98	Delco System (w/Jump Start Protection)	DR	42MT	12	6513N
6850						
John Deere 6-125, 12.5L	2006-04	Delco 42MT	DR	42MT	12	6371N
6910						
6 Cyl. 14.04L 856cid	1997-93	Delco System (w/Jump Start Protection)	DR	42MT	12	6513N
All Engines	All	Bosch System	BO	PLGR	12	18361N
Cummins Dsl.	2005-98	Delco System (w/Jump Start Protection)	DR	42MT	12	6513N
6950						
6 Cyl. 14.04L 856cid	2006-98	Delco System (w/Jump Start Protection)	DR	42MT	12	6513N
JOHN DEERE - Power Unit						
135						
Diesel Engines	1982-60	Delco System	DR	OSGR	12	6570N
152						
Diesel Engines	1982-60	Delco System	DR	OSGR	12	6570N
164						
All Engines	1986-83	Delco System	DR	OSGR	12	6570N

STARTERS

ENGINE	YEAR	APPLICATION	Mfg	Type	Volt	PART NUMBER
JOHN DEERE - Power Unit (Cont'd)						
202						
Diesel Engines	1970-	Delco System	DR	OSGR	12	6570N
219						
Diesel Engines	1970-	Delco System	DR	OSGR	12	6570N
303						
Diesel Engines	1970-	Delco System	DR	OSGR	12	6570N
3164						
164 Diesel	1986-83	Delco System	DR	OSGR	12	6570N
329						
Diesel Engines	1970-	Delco System	DR	OSGR	12	6570N
341						
Gas Engines	1971-	Delco System	DR	DD	12	4388N
Gas Engines	1970-60	Delco System	DR	DD	12	4388N
362						
Gas Engines	1970-	Delco System	DR	DD	12	4388N
404						
Diesel Engines	1970-	Delco System	DR	DD	12	6410N-PT
4276						
276 Diesel	1986-83	Delco System	DR	OSGR	12	6570N
500						
Diesel Engines	1983-78	Delco System	DR	DD	12	6410N-PT
Diesel Engines		Delco System	DR	OSGR	12	6570N
Diesel Engines		Denso System	ND	DD	12	16635N
6329						
329 Diesel	1986-83	Delco System	DR	OSGR	12	6570N
6414						
414 Diesel	1986-83	Delco System	DR	OSGR	12	6570N
6619						
All Engines	All	Delco System	DR	DD	24	3948N
All Engines		Delco System	DR	DD	24	6360N
All Engines		Denso System	ND	DD	12	16641
8955						
955 Diesel	1986-83	Delco System	DR	50MT	24	4930N
CD3029DF						
Genset - Code 3008	All	Iskra System (Replacement)	BO	DD	12	16563N
Genset - Code 3008		Iskra System (Std.)	BO	DD	12	16563N
Genset - Code 3014		Delco System	DR	OSGR	24	6596N
EA-135						
Diesel Engines	1982-60	Delco System	DR	OSGR	12	6570N
EA-152						
Diesel Engines	1982-60	Delco System	DR	OSGR	12	6570N
EA-180						
Diesel Engines	1982-60	Delco System	DR	OSGR	12	6570N
EA-202						
Diesel Engines	1982-60	Delco System	DR	OSGR	12	6570N

STARTERS

STARTERS

ENGINE	YEAR	APPLICATION	Mfg	Type	Volt	PART NUMBER
JOHN DEERE - Power Unit (Cont'd)						
HA-180						
Diesel Engines	1970-	Delco System	DR	OSGR	12	6570N
NA-135						
Diesel Engines	1970-	Delco System	DR	OSGR	12	6570N
NA-152						
Diesel Engines	1970-	Delco System	DR	OSGR	12	6570N
NA-180						
Diesel Engines	1970-	Delco System	DR	OSGR	12	6570N
NA-202						
Diesel Engines	1970-	Delco System	DR	OSGR	12	6570N
JOHN DEERE - Scraper						
862						
6V-71N Diesel	1981-80	Delco System	DR	DD	24	3948N
862B						
All Engines	1982-	Delco System	DR	DD	24	3948N
JD762						
466 / 619 Diesel	1981-75	Delco System	DR	DD	24	3948N
JD762A						
466 / 619 Diesel	1981-80	Denso System	ND	OSGR	24	19847N
JD762B						
466 Diesel	1982-	Delco System	DR	DD	24	6278N
6081		Delco System	DR	DD	24	6278N
All Engines		Denso System	ND	OSGR	24	19847N
JOHN DEERE - Skid Steer Loader						
125						
Teledyne 2.0L 40HP Dsl.	1984-83	Denso System	ND	OSGR	12	16739N
24A						
Isuzu 36HP Diesel	1983-79	Denso System	ND	OSGR	12	16739N
250						
JD 3029T 61HP Engine	2004-99	SN #197302-On	IK	PLGR	12	18475N
JD 3029T 61HP Engine		To Ser. #197301	VA	PMGR	12	17086N
270						
JD 4045D 77HP Engine	2004-99	Iskra System	IK	PLGR	12	18422N
280						
JD 4045T 90HP Engine	2004-02	Iskra System	IK	PLGR	12	18422N
313						
JD 4024T 49HP Engine	2007-	Bosch System	BO	PMGR	12	18954N
315						
JD 4024T 49HP Engine	2007-	Bosch System	BO	PMGR	12	18954N
325 Skid Steer Loader						
JD 5030T 70HP Engine	2004-00	Bosch System	BO	PMGR	12	18954N

STARTERS

STARTERS

ENGINE	YEAR	APPLICATION	Mfg	Type	Volt	PART NUMBER
JOHN DEERE - Skid Steer Loader (Cont'd)						
328						
JD 5030TW 76HP Engine	2005-	Bosch System	BO	PMGR	12	18954N
575						
Yanmar 33HP Diesel	1994-87	Hitachi System	MD	OSGR	12	19839N
6675						
Yanmar 42HP Diesel	1998-94	Denso System	ND	OSGR	12	18178N
675						
Yanmar 4TNA82	1989-87	Hitachi System	MD	OSGR	12	19839N
675B						
Yanmar 4TNA82	1994-87	Hitachi System	MD	OSGR	12	19839N
7775						
Yanmar 49HP Diesel	1998-94	Denso System	ND	OSGR	12	18178N
8875						
J. Deere 61HP Turbo Dsl	1998-94	Delco System	DR	OSGR	12	6601N
J. Deere 61HP Turbo Dsl		Valeo System	VA	PMGR	12	17086N
JD24						
J. Deere Diesel	1976-70	Delco System	DR	OSGR	12	6570N
JD24A						
Isuzu 36HP Diesel	1979-77	Denso System	ND	OSGR	12	16739N
JOHN DEERE - Skidder						
360D						
All Engines	All	Denso System	ND	OSGR	12	18978N
400A						
All Engines	1970-67	Delco System	DR	OSGR	12	6570N
400B						
All Engines	1976-70	Delco System	DR	OSGR	12	6570N
440A						
All Engines	1970-67	Delco System	DR	OSGR	12	6570N
440B						
All Engines	1976-70	Delco System	DR	OSGR	12	6570N
440C						
All Engines	1984-76	Delco System	DR	OSGR	12	6570N
460D						
All Engines	All	Denso System	ND	OSGR	12	18018N
All Engines		Denso System	ND	OSGR	12	18978N
All Engines		Denso, OSGR / 11T	ND	OSGR	12	18566N
540A						
All Engines	1970-68	Delco System	DR	OSGR	12	6570N
540E						
4045 Diesel	1993-	Standard	ND	DD	12	17618N
Diesel	2005-93	DR, 37MT, 10T	DR	37MT	12	6382N-PT
John Deere 6-059T Dsl.		37MT, 10T	DR	37MT	12	6382N-PT
540G-II						
All Engines	All	Denso System	ND	OSGR	12	18978N

STARTERS

STARTERS

ENGINE	YEAR	APPLICATION	Mfg	Type	Volt	PART NUMBER
JOHN DEERE - Skidder (Cont'd)						
540G-III						
All Engines	All	Denso System	ND	OSGR	12	18978N
548E						
Diesel	2005-93	DR, 37MT, 10T	DR	37MT	12	6382N-PT
John Deere 6-059T Dsl.		37MT, 10T	DR	37MT	12	6382N-PT
548G-II						
All Engines	All	Denso System	ND	OSGR	12	18978N
548G-III						
All Engines	All	Denso System	ND	OSGR	12	18978N
560D						
All Engines	All	Denso System	ND	OSGR	12	18018N
All Engines		Denso System	ND	OSGR	12	18978N
All Engines		Denso, OSGR / 11T	ND	OSGR	12	18566N
640E						
6068 Diesel	1993-	Standard	ND	DD	12	17618N
Diesel	2005-93	37MT, 10T	DR	37MT	12	6382N-PT
Diesel		DR, 37MT, 10T	DR	37MT	12	6382N-PT
640G-II						
All Engines	All	Denso System	ND	OSGR	12	18978N
640G-III						
All Engines	All	Denso System	ND	OSGR	12	18978N
640H						
JD 6.8L 172HP Diesel	All	Denso System	ND	OSGR	12	18978N
648E						
Diesel	2005-93	DR, 37MT, 10T	DR	37MT	12	6382N-PT
John Deere 6-068T Dsl.		37MT, 10T	DR	37MT	12	6382N-PT
648G-II						
All Engines	All	Denso System	ND	OSGR	12	18978N
648G-III						
All Engines	All	Denso System	ND	OSGR	12	18978N
648H						
JD 6.8L 172HP Diesel	All	Denso System	ND	OSGR	12	18978N
660D						
All Engines	All	Denso System	ND	OSGR	12	18018N
740						
466 Diesel	1979-74	Denso System	ND	DD	12	16635N
All Engines	All	Denso System	ND	OSGR	12	18978N
740A						
466 Diesel	1988-80	Denso System	ND	DD	12	16635N
740E						
Diesel	2005-93	DR, 37MT, 10T	DR	37MT	12	6382N-PT
John Deere 6-076T Dsl.		37MT, 10T	DR	37MT	12	6382N-PT
740G						
Diesel	2005-93	DR, 37MT, 10T	DR	37MT	12	6382N-PT
748E						
Diesel	2005-93	DR, 37MT, 10T	DR	37MT	12	6382N-PT

STARTERS

ENGINE	YEAR	APPLICATION	Mfg	Type	Volt	PART NUMBER
JOHN DEERE - Skidder (Cont'd)						
748E (Cont'd)						
John Deere 6-076T Dsl.		37MT, 10T	DR	37MT	12	6382N-PT
748G						
John Deere 6-076 Dsl.	2005-93	DR, 37MT, 10T	DR	37MT	12	6382N-PT
John Deere 6-081, 8.1L Dsl		DR, 37MT, 10T	DR	37MT	12	6382N-PT
748G-III						
All Engines	All	Denso System	ND	OSGR	12	18568N
748H						
JD 6.8L 189HP Diesel	All	Denso System	ND	OSGR	12	18978N
848G						
All Engines	All	Denso System	ND	OSGR	12	18018N
All Engines		Denso, OSGR / 11T	ND	OSGR	12	18566N
848H						
JD 6.8L 200HP Diesel	All	Denso System	ND	OSGR	12	18978N
JOHN DEERE - Snowmobile						
400						
All Engines	1967-65	Delco System	DR	OSGR	12	6570N
JOHN DEERE - Sprayer						
4730						
6-414 Diesel	All	Denso System	ND	OSGR	12	18018N
All Engines		Denso, OSGR / 11T	ND	OSGR	12	18566N
4830						
6-414 Diesel	All	Denso System	ND	OSGR	12	18018N
All Engines		Denso, OSGR / 11T	ND	OSGR	12	18566N
4920						
All Engines	All	Denso System	ND	OSGR	12	18018N
All Engines		Denso, OSGR / 11T	ND	OSGR	12	18566N
4930						
6-551 Diesel	All	Denso System	ND	OSGR	12	19851N
600 / 600A						
152 Diesel	1978-73	Delco System	DR	OSGR	12	6570N
6000						
219 Diesel	1979-75	Delco System	DR	OSGR	12	6570N
6700						
All Engines	All	Denso (Not Used w/4.3" Final Filter)	ND	OSGR	12	18455N
John Deere 4045T, 4.5L	2006-97	Bosch DD	BO	DD	12	18469N
6700S						
John Deere 4045T, 4.5L	2006-97	Bosch DD	BO	DD	12	18469N
700						
152 Diesel	1978-73	Delco System	DR	OSGR	12	6570N
734						
152 Diesel	1978-73	Delco System	DR	OSGR	12	6570N

STARTERS

STARTERS

ENGINE	YEAR	APPLICATION	Mfg	Type	Volt	PART NUMBER
JOHN DEERE - Tool Carrier						
544E						
All Engines	1995-88	Denso System	ND	DD	12	16635N
Diesel	2003-88	DR, 37MT, 10T	DR	37MT	12	6382N-PT
544G						
6059 Diesel	1994-	Denso System	ND	DD	12	16635N
All Engines		Denso System	ND	DD	12	16635N
TC44H						
All	1997-	Denso System, w/o Grd. Stud	ND	OSGR	24	19848N
TC54H						
All	All	Denso System, w/o Grd. Stud	ND	OSGR	24	19848N
TC62H						
All	All	Denso System, w/o Grd. Stud	ND	OSGR	24	19848N
JOHN DEERE - Track Loader						
CT315						
JD 2.4L 49HP Diesel	All	Bosch System	BO	PMGR	12	18954N
CT322						
JD 2.4L 66HP Diesel	All	Bosch System	BO	PMGR	12	18954N
CT332						
JD 3.1L 82HP Diesel	All	Bosch System	BO	PMGR	12	18954N
JOHN DEERE - Tractor						
WA14						
Cummins Diesel	1971-70	40MT, 24V / 11T	DR	DD	24	3745N
WA17						
Cummins Diesel	1971-70	40MT, 24V / 11T	DR	DD	24	3745N
JOHN DEERE - Tractor - Lawn						
120						
All Engines	All	Replacement Unit	ND	OSGR	24	18458N
240						
JD 3029D 46HP Engine	2004-99	SN #196419-On	IK	PLGR	12	18475N
JD 3029D 46HP Engine		To Ser. #196418	VA	PMGR	12	17086N
260						
JD 3029T 69HP Engine	2004-99	SN #197588-On	IK	PLGR	12	18475N
JD 3029T 69HP Engine		To Ser. #197587	VA	PMGR	12	17086N
317						
JD 4024T 57HP Engine	2005-	Bosch System	BO	PMGR	12	18954N
318						
Onan P218G Engine	1992-83	All	MI	DD	12	18040N
JOHN DEERE - Tractor - Specialty						
20A Nursery						
Lombardini 21HP Dsl	All	Bosch System	BO	PMGR	12	18369N

STARTERS

ENGINE	YEAR	APPLICATION	Mfg	Type	Volt	PART NUMBER
JOHN DEERE - Tractor Loader						
110 TLB						
Yanmar 4TNE84	All	Denso System	ND	OSGR	12	18178N
Yanmar 4TNV88		Denso System	ND	OSGR	12	18178N
JOHN DEERE - Utility Tractor						
1020						
152 Diesel	1973-65	Delco System	DR	OSGR	12	6570N
2.7L Diesel		Bosch System	BO	DD	12	16563N
1520						
164 Diesel	1973-68	Delco System	DR	OSGR	12	6570N
1530						
164 Diesel	1975-74	Bosch System	BO	DD	12	16563N
164 Diesel		Delco System	DR	OSGR	12	6570N
2020						
202 Diesel	1972-65	Delco System	DR	OSGR	12	6570N
All Engines	1979-70	Bosch System	BO	DD	12	16563N
2030						
219 Diesel	1975-71	Bosch System	BO	DD	12	16563N
219 Diesel		Delco System	DR	OSGR	12	6570N
All Engines	1979-70	Bosch System	BO	DD	12	16563N
All Engines		Delco System	DR	OSGR	12	6570N
Built in Spain	All	Bosch System	BO	DD	12	16563N
2040						
152 Diesel	1985-72	Bosch System	BO	DD	12	16563N
152 Diesel		Bosch System	BO	DD	12	17095N
152 Diesel		Delco System	DR	OSGR	12	6570N
3-164 Diesel	1982-76	Bosch System	BO	DD	12	16563N
3-164 Diesel		Bosch System	BO	DD	12	17095N
3-164 Diesel		Delco System	DR	OSGR	12	6570N
Built in Spain	All	Serial #126012-On	BO	DD	12	17095N
Built in Spain		To Serial #126011	BO	DD	12	16563N
2155						
3-179 Diesel	1992-87	Bosch System	BO	DD	12	17095N
All Engines	All	Bosch System	BO	DD	12	17095N
2240						
164 Diesel	1982-76	Bosch System	BO	DD	12	16563N
164 Diesel		Bosch System	BO	DD	12	17095N
164 Diesel		Delco System	DR	OSGR	12	6570N
3-179 Diesel		Bosch System	BO	DD	12	16563N
3-179 Diesel		Bosch System	BO	DD	12	17095N
3-179 Diesel		Delco System	DR	OSGR	12	6570N
2355						
4-239 Diesel	1992-86	Bosch System	BO	DD	12	17095N
All Engines	1992-87	Bosch System	BO	DD	12	17095N
2520 Utility Tractor						
Yanmar 26.4HP Dsl	All	Denso System	ND	OSGR	12	18014N
2720						
Yanmar 31.4HP Dsl	All	Denso System	ND	OSGR	12	18014N
3032E						
Yanmar 31.4HP Dsl	All	Denso System	ND	OSGR	12	18014N

STARTERS

ENGINE	YEAR	APPLICATION	Mfg	Type	Volt	PART NUMBER
JOHN DEERE - Utility Tractor (Cont'd)						
3038E						
Yanmar 37.1HP Dsl	All	Denso System	ND	OSGR	12	18014N
3120 Utility Tractor						
Yanmar 29.5HP Dsl	All	Denso System	ND	OSGR	12	18014N
4005						
Yanmar 41.5HP Dsl	All	Denso System	ND	OSGR	12	18178N
4105						
Yanmar 40.5HP Dsl	All	Denso System	ND	OSGR	12	18014N
4400 Utility Tractor						
Yanmar 35HP Dsl	1999	Denso System	ND	OSGR	12	18014N
5105						
JD Powertech 2.9L Dsl	All	Valeo System	VA	PMGR	12	17086N
5205						
JD Powertech 2.9L Dsl	All	Valeo System	VA	PMGR	12	17086N
5300N						
3-179 Diesel	1992-	Delco System	DR	OSGR	12	6570N
5310N						
All Engines	All	To Serial #733457	IK	PLGR	12	18475N
All Engines		Valeo System (Early)	VA	PMGR	12	17086N
JD Powertech 2.9L Dsl		Valeo System	VA	PMGR	12	17086N
5320N						
All Engines	All	Valeo System	VA	PMGR	12	17086N
5400N						
3-179 Diesel	1992-	Delco System	DR	OSGR	12	6570N
5420N						
All Engines	All	Bosch System	BO	PLGR	12	18359N
5500N						
4-239 Diesel	1995-	Delco System	DR	OSGR	12	6570N
5510N						
All Engines	All	To Serial #733339	ND	OSGR	12	17362N
JD Powertech 4.5L Dsl		Bosch System	BO	PLGR	12	18359N
5520N						
All Engines	All	Bosch System	BO	PLGR	12	18359N
6230						
JD PT 4.5L 94HP Dsl	All	Bosch System	BO	PLGR	12	19825N
6230 Premium						
JD PT 4.5L 94HP Dsl	All	Bosch System	BO	PLGR	12	19825N
6330						
JD PT 4.5L 105HP Dsl	All	Bosch System	BO	PLGR	12	19825N
6330 Premium						
JD PT 4.5L 105HP Dsl	All	Bosch System	BO	PLGR	12	19825N
6430						
JD PT 4.5L 115HP Dsl	All	Bosch System	BO	PLGR	12	19825N

STARTERS

STARTERS

ENGINE	YEAR	APPLICATION	Mfg	Type	Volt	PART NUMBER
JOHN DEERE - Utility Tractor (Cont'd)						
6430 Premium						
JD PT 4.5L 115HP Dsl	All	Bosch System	BO	PLGR	12	19825N
650						
Yanmar 3T90 Dsl	1989-81	Denso System	ND	OSGR	12	17375N
670						
Yanmar Engines	1996-89	Denso System	ND	OSGR	12	17375N
750						
All Engines	1981-75	Delco System	DR	DD	24	6278N
All Engines		Denso System	ND	OSGR	24	19847N
756						
Yanmar 3T72	1990-86	Denso System	ND	OSGR	12	17382N
770						
All Engines	1978-75	Delco System	DR	DD	24	3948N
820						
3 Cyl. Engine	1972-68	Bosch System	BO	DD	12	16563N
3 Cyl. Engine		Delco System	DR	OSGR	12	6570N
840						
All Engines	All	Bosch System	BO	DD	12	17095N
All Engines		Denso System	ND	OSGR	12	18978N
850						
All	All	Denso System, w/o Grd. Stud	ND	OSGR	24	19848N
All Engines	1981-78	Delco System	DR	DD	24	3948N
856						
Yanmar 3T72	1990-86	Denso System	ND	OSGR	12	17375N
920						
All Engines	1975-70	Bosch System	BO	DD	12	16563N
All Engines		Delco System	DR	OSGR	12	6570N
930						
All Engines	1979-72	Bosch System	BO	DD	12	16563N
950						
All	All	Denso System, w/o Grd. Stud	ND	OSGR	24	19848N
990 Utility Tractor						
All	1989-83	From Serial #1471-On, 50 MT, 24 Volt	DR	50MT	24	4930N
All		To Serial #1470	DR	50MT	24	4930N
JOHN DEERE - Utility Vehicle						
Gator TH 6x4 Diesel						
854cc	2011	Denso System	ND	PLGR	12	18426N
854cc	2010	Denso System	ND	PLGR	12	18426N
Gator XUV 850D 4x4						
Yanmar 3TNV70 24HP Dsl	All	Denso System	ND	PLGR	12	18426N
M-Gator A1 Military						
Yanmar 3TNV70 20HP Dsl	All	Denso System	ND	PLGR	12	18426N

STARTERS

STARTERS

ENGINE	YEAR	APPLICATION	Mfg	Type	Volt	PART NUMBER
JOHN DEERE - Utility Vehicle (Cont'd)						
Pro Gator 2020						
Yanmar 26HP Gas	2007-98	Denso System	ND	PLGR	12	18426N
Pro Gator 2020A						
Yanmar 879cc Gas	All	Denso System	ND	PLGR	12	18426N
Pro Gator 2030						
Yanmar 23.5HP Dsl	2007-98	Denso System	ND	PLGR	12	18426N
Pro Gator 2030A						
Yanmar 1115cc Dsl	All	Denso System	ND	PLGR	12	18426N
JOHN DEERE - Windrower						
2250						
All Engines	All	Bosch System	BO	DD	12	17095N
Built in Spain		Serial #177767-On	BO	DD	12	17095N
Built in Spain		To Serial #177766	BO	DD	12	17095N
2270						
4-219 Diesel	1978-75	Delco System	DR	OSGR	12	6570N
2280						
All Engines	1985-75	Delco System	DR	OSGR	12	6570N
2360						
Diesel Engines	1993-84	Delco System	DR	OSGR	12	6570N
2420						
219 Diesel	1985-75	Delco System	DR	OSGR	12	6570N
3430						
All Engines	1992-85	Optional	DR	OSGR	12	6570N
3830						
All Engines	1992-85	Optional	DR	OSGR	12	6570N
3930						
All Engines	1992-85	Optional	DR	OSGR	12	6570N
4990						
6 Cyl. 6.78L 410cid	2002-99	Denso System	ND	OSGR	12	18455N
4995						
6 Cyl. 6.78L 410cid	2009-04	Denso System	ND	OSGR	12	18018N
830						
3 Cyl. Engine	1975-72	Bosch System	BO	DD	12	16563N
3 Cyl. Engine		Delco System	DR	OSGR	12	6570N
880						
202 Diesel	1980-70	Delco System	DR	OSGR	12	6570N
JOY - Compressor						
Various Models						
4219 John Deere Diesel	1985-77	All	DR	OSGR	12	6570N
JUNGHEINRICH - Lift Truck						
DFG316						
404C-22	All	Iskra	BO	PMGR	12	18949N

STARTERS

ENGINE	YEAR	APPLICATION	Mfg	Type	Volt	PART NUMBER
JUNGHEINRICH - Lift Truck (Cont'd)						
DFG316S						
404C-22	All	Iskra	BO	PMGR	12	18949N
DFG320						
404C-22	All	Iskra	BO	PMGR	12	18949N
DFG320S						
404C-22	All	Iskra	BO	PMGR	12	18949N
KALMAR AC - Lift Truck						
C30AX						
Mit. K21 Eng.	2005-01	Mit. PMGR	MI	PMGR	12	18973N
C35AX						
Mit. K21 Eng.	2005-01	Mit. PMGR	MI	PMGR	12	18973N
C35BX						
Mit. K21 Eng.	2005-01	Mit. PMGR	MI	PMGR	12	18973N
C40BX						
Mit. K21 Eng.	2005-01	Mit. PMGR	MI	PMGR	12	18973N
C50BX						
Mit. K21 Eng.	2005-01	Mit. PMGR	MI	PMGR	12	18973N
C60BXH						
Mit. K25 Eng.	2005-01	Mit. PMGR	MI	PMGR	12	18973N
P30AX						
Mit. K21 Eng.	2005-01	Mit. PMGR	MI	PMGR	12	18973N
P35AX						
Mit. K21 Eng.	2005-01	Mit. PMGR	MI	PMGR	12	18973N
P40BX						
Mit. K21 Eng.	2005-01	Mit. PMGR	MI	PMGR	12	18973N
P50BX						
Mit. K21 Eng.	2005-01	Mit. PMGR	MI	PMGR	12	18973N
P60BXH						
Mit. K25 Eng.	2005-01	Mit. PMGR	MI	PMGR	12	18973N
KHD - Engine Industrial						
F10L413 Engine						
14100cc	1975	Bosch System	BO	DD	24	17107N
F12L413 Engine						
19144cc	1975	Bosch System	BO	DD	24	17107N
F3L912 Engine						
2820cc	1977-75	Bosch System	BO	DD	12	17075N
2820cc	1977-70	Bosch System	BO	DD	12	17074N
2820cc	1975-70	Bosch System	BO	DD	12	17075N
F4L912 Engine						
3760cc	1980-73	Bosch System	BO	DD	12	17074N
3760cc	1972-71	Bosch System	BO	DD	12	17075N
3760cc	1970-67	Bosch System	BO	DD	12	17075N

STARTERS

STARTERS

ENGINE	YEAR	APPLICATION	Mfg	Type	Volt	PART NUMBER
KHD - Engine Industrial (Cont'd)						
F6L912 Engine						
5640cc	1978-67	Bosch System	BO	DD	12	17074N
KHD - Tractor						
D Series Tractors						
BF6L912 (5.7L - 5650cc)	1978-72	D13006, Bosch System	BO	DD	12	17074N
F3L912 (2.8L - 2820cc)	1984-80	D4007, Bosch System	BO	DD	12	17075N
F3L912 (2.8L - 2820cc)	1981-80	D4507, Bosch System	BO	DD	12	17075N
F3L912 (2.8L - 2820cc)		D4807, Bosch System	BO	DD	12	17075N
F3L912 (2.8L - 2820cc)		D5207, Bosch System	BO	DD	12	17075N
F3L912 (2.8L - 2820cc)	1980-79	D5206 (8/78-On)	BO	DD	12	17074N
F3L912 (2.8L - 2820cc)	1980-78	D4506	BO	DD	12	17074N
F3L912 (2.8L - 2820cc)	1978-75	D5206 (To 7/78), Bosch System	BO	DD	12	17074N
F3L912 (2.8L - 2820cc)	1978-74	D4006 (6/73-On), Bosch System	BO	DD	12	17074N
F3L912 (2.8L - 2820cc)		D4506, Bosch System	BO	DD	12	17074N
F3L912 (2.8L - 2820cc)	1974	D5006 (6/73-On), Bosch System	BO	DD	12	17074N
F3L912 (2.8L - 2820cc)	1973-72	D4006 (To 5/73)	BO	DD	12	17075N
F3L912 (2.8L - 2820cc)		D5006 (To 5/73)	BO	DD	12	17075N
F3L912 (2.8L - 2820cc)	1971-68	D4006	BO	DD	12	17075N
F3L912 (2.8L - 2820cc)		D5006	BO	DD	12	17075N
F3L913 (3.0L - 3040cc)	1984-82	D6007, Bosch System	BO	DD	12	17075N
F4L912 (3.8L - 3740cc)	1981-80	D7207, Bosch System	BO	DD	12	17075N
F4L912 (3.8L - 3770cc)	1984-82	D6507, Bosch System	BO	DD	12	17075N
F4L912 (3.8L - 3770cc)	1982-80	D6207, Bosch System	BO	DD	12	17075N
F4L912 (3.8L - 3770cc)		D6807, Bosch System	BO	DD	12	17075N
F4L912 (3.8L - 3770cc)	1980-79	D6206 (8/78-On)	BO	DD	12	17074N
F4L912 (3.8L - 3770cc)		D6806 (8/78-On)	BO	DD	12	17074N
F4L912 (3.8L - 3770cc)		D7206 (8/78-On)	BO	DD	12	17074N
F4L912 (3.8L - 3770cc)	1978-74	D6206 (To 7/78), Bosch System	BO	DD	12	17074N
F4L912 (3.8L - 3770cc)		D6806 (To 7/78), Bosch System	BO	DD	12	17074N
F4L912 (3.8L - 3770cc)		D7206 (To 7/78), Bosch System	BO	DD	12	17074N
F4L912 (3.8L - 3770cc)	1974-72	D5506	BO	DD	12	17075N
F4L912 (3.8L - 3770cc)		D6006	BO	DD	12	17075N
F4L912 (3.8L - 3770cc)		D7006	BO	DD	12	17075N
F4L912 (3.8L - 3770cc)	1971-70	D7006	BO	DD	12	17075N
F4L912 (3.8L - 3770cc)	1971-69	D5506	BO	DD	12	17075N
F4L912 (3.8L - 3770cc)	1971-68	D6006	BO	DD	12	17075N
F4L913 (4.1L - 4090cc)	1984-80	D7807, Bosch System	BO	DD	12	17075N
F6L912 (5.7L - 5650cc)	1978-70	D10006, Bosch System	BO	DD	12	17074N
F6L912 (5.7L - 5650cc)		D8006, Bosch System	BO	DD	12	17074N
F6L912 (5.7L - 5650cc)	1970-69	D7506, Bosch System	BO	DD	12	17074N
F6L912 (5.7L - 5650cc)	1970-68	D9006, Bosch System	BO	DD	12	17074N
DX Series Tractors						
BF4L913T (4.1L - 4060cc)	1985-82	DX86, Bosch System	BO	DD	12	17075N
BF4L913T (4.1L - 4060cc)		DX92, Bosch System	BO	DD	12	17075N
F4L913 (4.1L - 4060cc)		DX80, Bosch System	BO	DD	12	17075N
F5L912 (4.7L - 4710cc)	1985-83	DX85, Bosch System	BO	DD	12	17075N
F5L912 (4.7L - 4710cc)		DX90, Bosch System	BO	DD	12	17075N
F5L912 (4.7L - 4710cc)	1982-78	DX85	BO	DD	12	17074N
F5L912 (4.7L - 4710cc)		DX90	BO	DD	12	17074N
F6L912 (5.7L - 5650cc)	1985-83	DX110, Bosch System	BO	DD	12	17075N
F6L912 (5.7L - 5650cc)	1982-78	DX110	BO	DD	12	17074N
F6L913 (6.1L - 6090cc)	1985-80	DX120, Bosch System	BO	DD	12	17075N

STARTERS

ENGINE	YEAR	APPLICATION	Mfg	Type	Volt	PART NUMBER
KHD - Various Equipment						
Engines						
BF4L1011 (2.71L - 2732cc)	1995-	12 Volt	BO	PLGR	12	18230N
BF4L1011 (2.71L - 2732cc)	1994-89	12 Volt	BO	DD	12	17318N
BF6L912 (5.6L - 5655cc)	1971-69	12 Volt	BO	DD	12	17074N
BF6L913 (3.8L - 3770cc)	1975-73	24 Volt	BO	DD	24	17073N
F10L413 (14.1L - 14131cc)	1975-70	All	BO	DD	24	17107N
F12L413 (19.1L - 19144cc)	1988-70	Std. 24 Volt	BO	DD	24	17107N
F12L513 (20.0L - 20074cc)	1986-	Std. 24 Volt	BO	DD	24	17107N
F1L410 (.6L - 636cc)	1973-68	12 Volt (6/69-On)	BO	DD	12	17112N
F2L1011 (1.4L - 1366cc)	1995-	Std.	BO	PLGR	12	18230N
F2L1011 (1.4L - 1366cc)	1994-89	Std.	BO	DD	12	17318N
F2L410 (1.3L - 1270cc)	1973-67	12 Volt (6/69-On)	BO	DD	12	17112N
F2L411 (1.4L - 1390cc)	1975-73	12 Volt	BO	DD	12	17112N
F3L1011 (2.0L - 2049cc)	1995-	Std.	BO	PLGR	12	18230N
F3L1011 (2.0L - 2049cc)	1994-89	Std.	BO	DD	12	17318N
F3L911 (2.5L - 2460cc)	1973-71	Std. 12 Volt	BO	DD	12	17075N
F3L911 (2.5L - 2460cc)	1973-67	Std. 24 Volt	BO	DD	24	17073N
F3L911 (2.5L - 2460cc)	1970-67	Std. 12 Volt	BO	DD	12	17075N
F3L912 (2.8L - 2827cc)	1992-	12 Volt	BO	DD	12	18026N
F3L912 (2.8L - 2827cc)	1991-86	12 Volt	BO	DD	12	17075N
F3L912 (2.8L - 2827cc)		24 Volt	BO	DD	24	17073N
F3L912 (2.8L - 2827cc)	1975-72	Std. 12 Volt	BO	DD	12	17074N
F3L912 (2.8L - 2827cc)	1971-67	Std. 12 Volt	BO	DD	12	17075N
F4L1011 (2.7L - 2732cc)	1995-	12 Volt	BO	PLGR	12	18230N
F4L1011 (2.7L - 2732cc)	1994-89	12 Volt	BO	DD	12	17318N
F4L911 (3.3L - 3280cc)	1973-71	12 Volt	BO	DD	12	17075N
F4L911 (3.3L - 3280cc)	1973-67	24 Volt	BO	DD	24	17073N
F4L911 (3.3L - 3280cc)	1970-67	12 Volt	BO	DD	12	17075N
F4L912 (3.8L - 3770cc)	1993-	12 Volt	BO	DD	12	18026N
F4L912 (3.8L - 3770cc)	1992-89	12 Volt	BO	DD	12	17075N
F4L912 (3.8L - 3770cc)		12 Volt (Special Applications)	BO	DD	12	17075N
F4L912 (3.8L - 3770cc)	1975-73	12 Volt	BO	DD	12	17074N
F4L912 (3.8L - 3770cc)	1975-70	24 Volt	BO	DD	24	17073N
F4L912 (3.8L - 3770cc)	1972-71	12 Volt	BO	DD	12	17075N
F4L912 (3.8L - 3770cc)	1970	12 Volt	BO	DD	12	17075N
F5L912 (4.7L - 4712cc)	1975-72	12 Volt	BO	DD	12	17074N
F5L912 (4.7L - 4712cc)		24 Volt	BO	DD	24	17073N
F6L413 (9.6L - 9572cc)	1973-64	Std. 24 Volt	BO	DD	24	16372N
F6L714 (9.5L - 9500cc)	1975-61	Std. 24 Volt	BO	DD	24	16372N
F6L814 (8.7L - 8730cc)	1973-66	Std. 24 Volt	BO	DD	24	16372N
F6L911 (4.9L - 4920cc)	1973-67	Std. 12 Volt	BO	DD	12	17074N
F6L911 (4.9L - 4920cc)		Std. 24 Volt	BO	DD	24	17073N
F6L912 (5.6L - 5655cc)	1975-71	Std. 12 Volt	BO	DD	12	17074N
F6L912 (5.6L - 5655cc)		Std. 24 Volt	BO	DD	24	17073N
F6L913 (6.1L - 6128cc)	1987-	Std. 24 Volt	BO	DD	24	17073N
F8L714 (12.7L - 12660cc)	1975-64	Std. 24 Volt	BO	DD	24	16372N
F8L814 (11.6L - 11600cc)	1973-66	Std. 24 Volt	BO	DD	24	16372N
KOBELCO - Excavator						
K912						
6D20 Mitsubishi Diesel	1990-83	All	MI	OSGR	24	19513N

STARTERS

STARTERS

ENGINE	YEAR	APPLICATION	Mfg	Type	Volt	PART NUMBER
KOBELCO - Excavator (Cont'd)						
K916						
6D20 Mitsubishi Diesel	1990-83	All	MI	OSGR	24	19513N
SK200LS						
6D31 Mitsubishi Diesel	1993-88	All	MI	OSGR	24	18247N
SK370-IV						
6D16 Mitsubishi Diesel	1993-88	All	MI	PLGR	24	18542N
SK400LC-IV						
6D22TC Mitsubishi Diesel	1998-95	42MT, 24 Volt	DR	42MT	24	6370N
Cummins M11		42MT, 24 Volt	DR	42MT	24	6370N
KOMATSU - Class 8 Dump						
HD465-5						
SA6D170A Eng.	1993-	Nikko, 24V / 11T	NK	OSGR	24	19938N
KOMATSU - Crawler Tractor						
D85E-12						
Cummins Dsl.	2001-85	Delco System	DR	50MT	24	4930N
KOMATSU - Crawlers						
D150						
6D155 Engine	1986-78	Nikko System	NK	DD	24	18080N
D150A						
6D155 Engine	1995-86	Nikko System	NK	DD	24	18080N
D155						
4D155 Engine	1986-78	Nikko System	NK	DD	24	18080N
6D155 Engine		Nikko System	NK	DD	24	18080N
D155A						
6D155 Engine	1995-86	Nikko System	NK	DD	24	18080N
D155C						
6D155 Engine	1995-86	Nikko System	NK	DD	24	18080N
D355						
4D155 Engine	1986-78	Nikko System	NK	DD	24	18080N
6D155 Engine		Nikko System	NK	DD	24	18080N
D355C						
6D155 Engine	1995-86	Nikko System	NK	DD	24	18080N
D50						
6D125 Engine	1995-86	Nikko System	NK	OSGR	24	18084N
D50A						
6D125 Engine	1995-84	Nikko System	NK	OSGR	24	18084N
D53						
6D125 Engine	1995-86	Nikko System	NK	OSGR	24	18084N
D53A						
6D125 Engine	1997-84	Nikko System	NK	OSGR	24	18084N
D53P						
6D125 Engine	1997-86	Nikko System	NK	OSGR	24	18084N

STARTERS

ENGINE	YEAR	APPLICATION	Mfg	Type	Volt	PART NUMBER
KOMATSU - Crawlers (Cont'd)						
D53S						
6D125 Engine	1997-86	Nikko System	NK	OSGR	24	18084N
D58						
6D125 Engine	1997-86	Nikko System	NK	OSGR	24	18084N
D58E						
6D125 Engine	1997-86	Nikko System	NK	OSGR	24	18084N
D58P						
6D125 Engine	1997-86	Nikko System	NK	OSGR	24	18084N
D60						
6D125 Engine	1995-76	Nikko System	NK	OSGR	24	18084N
D60A						
6D125 Engine	1997-84	Nikko System	NK	OSGR	24	18084N
D60E						
6D125 Engine	1997-95	Nikko System	NK	OSGR	24	18084N
D60P						
6D125 Engine	1997-91	Nikko System	NK	OSGR	24	18084N
D60S						
6D125 Engine	1995-84	Nikko System	NK	OSGR	24	18084N
D63E						
6D125 Engine	1997-95	Nikko System	NK	OSGR	24	18084N
D65						
6D125 Engine	1995-86	Nikko System	NK	OSGR	24	18084N
D65A						
6D125 Engine	1997-91	Nikko System	NK	OSGR	24	18084N
D65E						
6D125 Engine	1997-94	Nikko System	NK	OSGR	24	19934N
D65P						
6D125 Engine	1997-91	Nikko System	NK	OSGR	24	18084N
D66S						
6D110 Engine	1987-86	Nikko System	NK	OSGR	24	18084N
D70LE						
6D125 Engine	1997-95	Nikko System	NK	OSGR	24	18084N
D75						
6D125 Engine	1995-86	Nikko System	NK	OSGR	24	18084N
D75A						
6D125 Engine	1997-95	Nikko System	NK	OSGR	24	18084N
D75S						
6D125 Engine	1995-84	Nikko System	NK	OSGR	24	18084N
D83E						
6D125 Engine	1997-95	Nikko System	NK	OSGR	24	18084N
D95						
4D155 Engine	1986-78	Nikko System	NK	DD	24	18080N
6D155 Engine		Nikko System	NK	DD	24	18080N

STARTERS

STARTERS

ENGINE	YEAR	APPLICATION	Mfg	Type	Volt	PART NUMBER
KOMATSU - Crawlers (Cont'd)						
D95S						
6D155 Engine	1986-78	Nikko System	NK	DD	24	18080N
KOMATSU - Dozer						
D475A						
S12V140	1999-95	Nikko, 24V / 11T	NK	OSGR	24	19938N
KOMATSU - Excavator						
PC200						
6D105 Engine	1987-86	Nikko System	NK	OSGR	24	18106N
6D105 Engine	1985-84	Nikko System	NK	OSGR	24	18105N
PC220						
6D105 Engine	1985-84	Nikko System	NK	OSGR	24	18105N
PC220LC						
6D105 Engine	1996-	Denso System	ND	OSGR	24	17391N
PC300						
SA6D108 Eng.	2000-	Nikko OSGR, 24V / 12T	NK	OSGR	24	19939N
PC300-5						
SA6D108-2 Eng.	2000-	Nikko OSGR, 24V / 12T	NK	OSGR	24	19939N
PC300-6						
SA6D108-2 Eng.	2000-	Nikko OSGR, 24V / 12T	NK	OSGR	24	19939N
PC300-JP6						
SA6D108-2 Eng.	2000-	Nikko OSGR, 24V / 12T	NK	OSGR	24	19939N
PC310						
6D105 Engine	1995-91	Nikko System	NK	OSGR	24	18107N
PC340LC-KU-6						
SA6D108-2 Eng.	2000-	Nikko OSGR, 24V / 12T	NK	OSGR	24	19939N
PC400						
6D125 Engine	1994-86	Nikko System	NK	OSGR	24	18107N
PC410						
6D125 Engine	1995-91	Nikko System	NK	OSGR	24	18107N
PC650						
6D140 Engine	1994-88	Nikko System	NK	OSGR	24	18107N
PF5						
6D105 Engine	1995-91	Nikko System	NK	OSGR	24	18106N
PW100						
6D95 Engine	1990-88	Nikko System	NK	OSGR	24	18106N
PW150						
6D95 Engine	1990-88	Nikko System	NK	OSGR	24	18106N
PW200						
6D105 Engine	1995-91	Nikko System	NK	OSGR	24	18106N
KOMATSU - Generator						
EG150BS						
S6D108-1 Eng.	2000-	Nikko OSGR, 24V / 12T	NK	OSGR	24	19939N

STARTERS

ENGINE	YEAR	APPLICATION	Mfg	Type	Volt	PART NUMBER
KOMATSU - Generator (Cont'd)						
EG300						
6D155 Engine	1981-	Nikko System	NK	DD	24	18080N
EG300B						
6D140 Engine	1995-	Nikko System	NK	OSGR	24	18084N
EG300BS						
6D140 Engine	1995-	Nikko System	NK	OSGR	24	18084N
EG400B						
6D140 Engine	1995-	Nikko System	NK	OSGR	24	18084N
EG400BS						
6D140 Engine	1995-	Nikko System	NK	OSGR	24	18084N
KOMATSU - Lift Truck						
FD10						
4FE1 Engine	1984-	Denso System	ND	OSGR	12	17381N
FD14						
4FE1 Engine	1984-	Denso System	ND	OSGR	12	17381N
FD15						
4FE1 Engine	1984-	Denso System	ND	OSGR	12	17381N
FD18						
4FE1 Engine	1984-	Denso System	ND	OSGR	12	17381N
FD20						
Komatsu 4D95S Dsl.	2005-91	Denso OSGR, 12V / 11T	ND	OSGR	12	19747N
FD20L-10						
4FE1 Engine	1988-	Denso System	ND	OSGR	12	17381N
FD25L-10						
4FE1 Engine	1988-	Denso System	ND	OSGR	12	17381N
FD40						
4D52 Engine	1985-	Denso System (Dry Clutch)	ND	OSGR	24	17376N
FD9						
4FE1 Engine	1984-	Denso System	ND	OSGR	12	17381N
FG10-20						
Mit. K15 Eng.	2009-04	Mit. PMGR	MI	PMGR	12	18973N
FG15-20						
Mit. K15 Eng.	2009-04	Mit. PMGR	MI	PMGR	12	18973N
FG15HT-17						
Mit. K21 Eng.	2006-04	Mit. PMGR	MI	PMGR	12	18973N
FG15HT-20						
Mit. K21 Eng.	2009-07	Mit. PMGR	MI	PMGR	12	18973N
FG15SHT-17						
Mit. K21 Eng.	2006-04	Mit. PMGR	MI	PMGR	12	18973N
FG15SHT-20						
Mit. K21 Eng.	2009-07	Mit. PMGR	MI	PMGR	12	18973N
FG18-20						
Mit. K15 Eng.	2009-04	Mit. PMGR	MI	PMGR	12	18973N

STARTERS

STARTERS

ENGINE	YEAR	APPLICATION	Mfg	Type	Volt	PART NUMBER
KOMATSU - Lift Truck (Cont'd)						
FG18HT-17						
Mit. K21 Eng.	2006-04	Mit. PMGR	MI	PMGR	12	18973N
FG18HT-20						
Mit. K21 Eng.	2009-07	Mit. PMGR	MI	PMGR	12	18973N
FG18SHT-17						
Mit. K21 Eng.	2006-04	Mit. PMGR	MI	PMGR	12	18973N
FG18SHT-20						
Mit. K21 Eng.	2009-07	Mit. PMGR	MI	PMGR	12	18973N
FG20C-14						
Mit. K21 Eng.	2006-04	Mit. PMGR	MI	PMGR	12	18973N
FG20C-16						
Mit. K21 Eng.	2009-07	Mit. PMGR	MI	PMGR	12	18973N
FG20SHT-14						
Mit. K21 Eng.	2006-04	Mit. PMGR	MI	PMGR	12	18973N
FG20SHT-16						
Mit. K21 Eng.	2009-06	Mit. PMGR	MI	PMGR	12	18973N
FG25C-14						
Mit. K21 Eng.	2005-04	Mit. PMGR	MI	PMGR	12	18973N
FG25SHT-14						
Mit. K21 Eng.	2006-04	Mit. PMGR	MI	PMGR	12	18973N
FG25T-14						
Mit. K21 Eng.	2009-06	Mit. PMGR	MI	PMGR	12	18973N
FG28HT-16						
Mit. K25 Eng.	2009-06	Mit. PMGR	MI	PMGR	12	18973N
FG28SHT-16						
Mit. K25 Eng.	2009-06	Mit. PMGR	MI	PMGR	12	18973N
FG30C-14						
Mit. K21 Eng.	2005-04	Mit. PMGR	MI	PMGR	12	18973N
FG30HT-14						
Mit. K25 Eng.	2005-04	Mit. PMGR	MI	PMGR	12	18973N
FG30SHT-16						
Mit. K25 Eng.	2009-06	Mit. PMGR	MI	PMGR	12	18973N
FG32HT-16						
Mit. K25 Eng.	2009-06	Mit. PMGR	MI	PMGR	12	18973N
FG32SHT-16						
Mit. K25 Eng.	2009-06	Mit. PMGR	MI	PMGR	12	18973N
KOMATSU - Loader						
WA200						
6D105 Engine	1994-86	Nikko System	NK	OSGR	24	18106N
WA300						
6D105 Engine	1995-	Nikko System	NK	OSGR	24	18106N
SA6D108 Eng.	1999-	Nikko OSGR, 24V / 12T	NK	OSGR	24	19939N

STARTERS

ENGINE	YEAR	APPLICATION	Mfg	Type	Volt	PART NUMBER
KOMATSU - Loader (Cont'd)						
WA320						
S6D108-1 Eng.	1997-	Nikko OSGR, 24V / 12T	NK	OSGR	24	19939N
WA350						
SA6D108 Eng.	1999-	Nikko OSGR, 24V / 12T	NK	OSGR	24	19939N
KOMATSU - Motor Grader						
GD521A						
6D105 Engine	1997-95	Nikko System	NK	OSGR	24	18106N
GD600R						
6D105 Engine	1987-86	Nikko System	NK	OSGR	24	18084N
GD605A						
6D125 Engine	1987-86	Nikko System	NK	OSGR	24	18107N
GD605R						
6D105 Engine	1987-86	Nikko System	NK	OSGR	24	18084N
GD611A						
6D108E-2 Eng.	2000-	Nikko OSGR, 24V / 12T	NK	OSGR	24	19939N
GD623A						
6D125 Engine	1994-86	Nikko System	NK	OSGR	24	18107N
GD625A						
6D105 Engine	1987-86	Nikko System	NK	OSGR	24	18084N
GD661A						
6D105 Engine	1997-95	Nikko System	NK	OSGR	24	18106N
6D108E-2 Eng.	2000-	Nikko OSGR, 24V / 12T	NK	OSGR	24	19939N
GD663A						
6D125 Engine	1994-86	Nikko System	NK	OSGR	24	18107N
GD705A						
6D125 Engine	1995-86	Nikko System	NK	OSGR	24	18084N
KUBOTA - Engine Industrial						
G-266						
Various Models	1989-	Denso / OSGR	ND	OSGR	12	19816N
OC95-DX-1						
Various Models	1990-	Denso / OSGR	ND	OSGR	12	19816N
KUBOTA - Excavator						
KH12FD						
Kubota D1402 Dsl	1982-	Denso System	ND	OSGR	12	18144N
KH14						
Kubota D1301 Dsl	1980-77	Denso System	ND	OSGR	12	18144N
KH151						
Kubota V1902BH 43.3HP Dsl	1988-	Denso System	ND	OSGR	12	18144N
KH170L						
S2600 48HP Dsl	1985-	Denso System	ND	OSGR	12	18144N

STARTERS

STARTERS

ENGINE	YEAR	APPLICATION	Mfg	Type	Volt	PART NUMBER
KUBOTA - Excavator (Cont'd)						
KH18						
S2200 35HP Diesel	1981-	Denso System	ND	OSGR	12	18144N
KH191						
S2800D 59HP Dsl	1988-	Denso System	ND	OSGR	12	18144N
KH20						
Kubota V1902 Dsl	1981-	Denso System	ND	OSGR	12	18144N
KH28						
S2600 48HP Dsl	1984-	Denso System	ND	OSGR	12	18144N
KH35						
Kubota D850BH 13.7HP Dsl	1985-	Denso System	ND	OSGR	12	18148N
KH41						
Kubota D950 17.8HP Dsl	1988-	To Serial #661952	ND	OSGR	12	18148N
KH60						
Kubota D1302 27.1HP Dsl	1986-	Denso System	ND	OSGR	12	18144N
KH61						
Kubota D950BH 22.2HP Dsl	1988-	To Serial #661952	ND	OSGR	12	18148N
KH90						
Kubota V1702 34.7HP Dsl	1985-	Denso System	ND	OSGR	12	18144N
KH91						
Kubota D1402BH 30.1HP Dsl	1988-	Denso System	ND	OSGR	12	18144N
KX101						
Kubota V1902BH 36.6HP Dsl	1992-	Serial #15606-On	ND	OSGR	12	18144N
Kubota V1902BH 36.6HP Dsl		To Serial #15605	ND	OSGR	12	18144N
KX121-2						
Kubota V2203BH 42.6HP Dsl	1995-	Denso System	ND	OSGR	12	18154N
KX121-2S						
Kubota V2203EBH 42.6HP Dsl	2000-	Denso System	ND	OSGR	12	18154N
KX151						
Kubota V1902BH 42.7HP Dsl	1993-	Denso System	ND	OSGR	12	18144N
KX161-2						
Kubota V2203BH 42.6HP Dsl	1995-	Denso System	ND	OSGR	12	18154N
KX161-2S						
Kubota V2203EBH 42.6HP Dsl	2000-	Denso System	ND	OSGR	12	18154N

STARTERS

STARTERS

ENGINE	YEAR	APPLICATION	Mfg	Type	Volt	PART NUMBER
KUBOTA - Generator						
GV1125-Q60						
D1703-B Shiano-8 20HP Dsl	1995-	Denso System	ND	OSGR	12	18144N
GV3170-SW						
Kubota V1902B 22HP Dsl	1986-	Denso System	ND	OSGR	12	18144N
GV3190QSW						
Kubota V2203 24.7HP Dsl	1992-	Early Version	ND	OSGR	12	18144N
Kubota V2203 24.7HP Dsl		Later Version	ND	OSGR	12	18144N
GV3240						
S2800B 33HP Dsl	1986-	Denso System	ND	OSGR	12	18144N
GV3240-SW						
S2800B 33HP Dsl	1986-	Denso System	ND	OSGR	12	18144N
GV3250QSW						
F2803B 31.6HP Dsl	1995-	Early Version	ND	OSGR	12	18144N
F2803B 31.6HP Dsl		Later Version	ND	OSGR	12	18144N
KJS150V						
Kubota V2203 Dsl	All	Early Version	ND	OSGR	12	18144N
Kubota V2203 Dsl		Later Version	ND	OSGR	12	18144N
KJS150VX						
Kubota V2203E Dsl	All	Denso System	ND	OSGR	12	18144N
KJT210V						
Kubota V2203 Dsl	All	Early Version	ND	OSGR	12	18144N
Kubota V2203 Dsl		Later Version	ND	OSGR	12	18144N
KJT210VX						
Kubota V2203E Dsl	All	Denso System	ND	OSGR	12	18144N
KJT270FSW						
F2803 Diesel	All	Early Version	ND	OSGR	12	18144N
F2803 Diesel		Later Version	ND	OSGR	12	18144N
KJT270FX-SW						
F2803E Diesel	All	Denso System	ND	OSGR	12	18144N
SQ1140						
Kubota D1703 Dsl	All	Denso System	ND	OSGR	12	18142N
SQ1200						
Kubota V2203 Dsl	All	Denso System	ND	OSGR	12	18142N
SQ3170						
Kubota D1703 Dsl	All	Denso System	ND	OSGR	12	18142N
SQ3250SW						
Kubota V2203 Dsl	All	Denso System	ND	OSGR	12	18142N
SQ3350SW						
Kubota V3300 Dsl	All	Mitsubishi System	MI	PLGR	12	18398N

STARTERS

STARTERS

ENGINE	YEAR	APPLICATION	Mfg	Type	Volt	PART NUMBER
KUBOTA - Hauler						
KC120						
ZB600C Engine	1991-	Denso System	ND	OSGR	12	18148N
KC20						
V1502BS Engine	1982-	Denso System	ND	OSGR	12	18144N
KC30						
S2200BS Engine	1982-	Denso System	ND	OSGR	12	18142N
KC80						
ZB400B Engine	1991-	Denso System	ND	OSGR	12	18148N
NSU25						
All Engines	1980-	Denso System	ND	OSGR	12	18144N
NSU35						
S2200 Engine	1976-	Denso System	ND	OSGR	12	18144N
KUBOTA - Loader						
R310						
Kubota V1305 26.6HP Dsl	1989-	To Serial #262988	ND	OSGR	12	18148N
R400						
Kubota V1902 38HP Dsl	1986-	Denso System	ND	OSGR	12	18153N
R410						
Kubota V1902 39.5HP Dsl	1989-	Denso System	ND	OSGR	12	18144N
R420						
Kubota D1503T 43HP Dsl	1995-	Serial #2965-On	ND	OSGR	12	18144N
Kubota D1503T 43HP Dsl		To Serial #2964	ND	OSGR	12	18144N
R420BU-1A						
Kubota D1503T 43HP Dsl	1995-	Serial #2965-On	ND	OSGR	12	18144N
Kubota D1503T 43HP Dsl		To Serial #2964	ND	OSGR	12	18144N
R420S1						
Kubota D1503T 43HP Dsl	1995-	Denso System	ND	OSGR	12	18144N
R420S2						
Kubota D1503T 43HP Dsl	1995-	Denso System	ND	OSGR	12	18144N
R510						
Kubota V2203DI 50HP Dsl	1990-	Denso System	ND	OSGR	12	18154N
R520BU-1A						
Kubota V2203 49HP Dsl	1995-	Denso System	ND	OSGR	12	18154N
R520S1						
Kubota V2203 49HP Dsl	1995-	Denso System	ND	OSGR	12	18144N
R520S2						
Kubota V2203 49HP Dsl	1995-	Denso System	ND	OSGR	12	18144N

STARTERS

STARTERS

ENGINE	YEAR	APPLICATION	Mfg	Type	Volt	PART NUMBER
KUBOTA - Misc. Equipment						
NX3000						
D1301 Engine	1981-77	Denso System	ND	OSGR	12	18144N
RW25						
V1500 Engine	1980-	Denso System	ND	OSGR	12	18175N
RW30						
V1902 Engine	1982-	Denso System	ND	OSGR	12	18175N
RX3600						
V1502C Engine	1981-	Denso System	ND	OSGR	12	18144N
V2202						
All Engines	1988-	Denso System	ND	OSGR	12	18175N
Various						
D1402 Engine	1987-	Denso System	ND	OSGR	12	18144N
F2302 Engine	1992-	Denso System	ND	OSGR	12	18141N
F2302 Engine	1983-	Denso System	ND	OSGR	12	18142N
S2200E Engine	1992-	Denso System	ND	OSGR	12	18142N
S2800 Engine		Denso System	ND	OSGR	12	18142N
V1200 Engine	1987-	Denso System	ND	OSGR	24	18143N
V1502 Engine	1992-	Optional	ND	OSGR	12	18144N
V1502 Engine		Standard	ND	OSGR	12	18144N
V1502 Engine	1991-86	Denso System	ND	OSGR	12	18144N
V1902 Engine	1991-81	Denso System	ND	OSGR	12	18175N
V1903 Engine	1996-	Denso System	ND	OSGR	12	18141N
Z600 Engine	1992-	Denso System	ND	OSGR	12	18148N
Z600 Engine	1991-84	Denso System	ND	OSGR	12	18148N
KUBOTA - Tractor - Compact						
L2250DT						
Kubota D1302DI 26.5HP						
Dsl	1990-85	Serial #56309-On (Opt.)	ND	OSGR	12	18144N
Kubota D1302DI 26.5HP						
Dsl		To Serial #56308	ND	OSGR	12	18144N
L2250F						
Kubota D1302DI 26.5HP						
Dsl	1990-85	To Serial #12400	ND	OSGR	12	18144N
L2550DT						
Kubota D1402DIA						
29.5HP Dsl	1990-85	To Serial #11935	ND	OSGR	12	18144N
L2550DTGST						
Kubota D1402DIA						
29.5HP Dsl	1987-85	To Serial #11935	ND	OSGR	12	18144N
L2550F						
Kubota D1402DIA						
29.5HP Dsl	1990-85	To Serial #11935	ND	OSGR	12	18144N
L2550GST						
Kubota D1402DIA						
29.5HP Dsl	1990-86	To Serial #11935	ND	OSGR	12	18144N
L2850DT						
Kubota V1702DIA 34HP						
Dsl	1990-85	Denso System	ND	OSGR	12	18144N

STARTERS

STARTERS

ENGINE	YEAR	APPLICATION	Mfg	Type	Volt	PART NUMBER
KUBOTA - Tractor - Compact (Cont'd)						
L2850DTGST						
Kubota V1702DIA 34HP Dsl	1990-85	Denso System	ND	OSGR	12	18144N
L2850F						
Kubota V1702DIA 34HP Dsl	1990-85	Denso System	ND	OSGR	12	18144N
L2850GST						
Kubota V1702DIA 34HP Dsl	1990-85	Denso System	ND	OSGR	12	18144N
L285DT						
Kubota V1500A 30HP Dsl	1981-75	Denso System	ND	OSGR	12	18144N
L285F						
Kubota V1500A 30HP Dsl	1981-75	Denso System	ND	OSGR	12	18144N
L285HF						
Kubota V1500A 30HP Dsl	1981-75	Denso System	ND	OSGR	12	18144N
L295DT						
Kubota D1301A 30HP Dsl	1982-78	Denso System	ND	OSGR	12	18144N
L295F						
Kubota D1301A 30HP Dsl	1982-79	Denso System	ND	OSGR	12	18144N
L305DT						
Kubota D1301DA 30HP Dsl	1982-79	Denso System	ND	OSGR	12	18142N
L305F						
Kubota D1301DA 30HP Dsl	1982-79	Denso System	ND	OSGR	12	18142N
L3250DT						
Kubota V1902DIA 40HP Dsl	1990-89	Denso System	ND	OSGR	12	18144N
L3250F						
Kubota V1902DIA 40HP Dsl	1990-89	Denso System	ND	OSGR	12	18144N
L3350HDT						
Kubota V1902DIA 40HP Dsl	1990-85	Denso System	ND	OSGR	12	18142N
L3350MDT						
Kubota V1902DIA 40HP Dsl	1990-85	Denso System	ND	OSGR	12	18142N
L3450DTGST						
Kubota V1902DIAE 36.7HP Dsl	1993-90	Denso System	ND	OSGR	12	18144N
L3450F						
Kubota V1902DIAE 36.7HP Dsl	1993-91	Denso System	ND	OSGR	12	18144N

STARTERS

ENGINE	YEAR	APPLICATION	Mfg	Type	Volt	PART NUMBER
KUBOTA - Tractor - Compact (Cont'd)						
L3450GST						
Kubota V1902DIAE 36.7HP Dsl	1993-90	Denso System	ND	OSGR	12	18144N
L345DT						
Kubota V1501DA 34HP Dsl	1985-78	Denso System	ND	OSGR	12	18142N
L345F						
Kubota V1501DA 34HP Dsl	1986-78	Denso System	ND	OSGR	12	18142N
L345FW						
Kubota V1501DA 34HP Dsl	1985	Denso System	ND	OSGR	12	18142N
L355DTSS						
Kubota V1702A 36HP Dsl	1987-82	Denso System	ND	OSGR	12	18142N
L355SS						
Kubota V1702A 36HP Dsl	1987-82	Denso System	ND	OSGR	12	18142N
L3600DT						
Kubota V1903A 39HP Dsl	1998-94	Denso System	ND	OSGR	12	18144N
L3600DTC						
Kubota V1903A 36HP Dsl	1997-94	Denso System	ND	OSGR	12	18144N
L3600GST						
Kubota V1903A 39HP Dsl	1998-94	Denso System	ND	OSGR	12	18144N
L3600GSTC						
Kubota V1903A 38.5HP Dsl	1998-96	Denso System	ND	OSGR	12	18144N
L3600GSTCA						
Kubota V1903A 38.5HP Dsl	1998-96	Denso System	ND	OSGR	12	18144N
L3650DT						
Kubota V1902DIXA 40.5HP Dsl	1993-91	Denso System	ND	OSGR	12	18144N
L3650DTGST						
Kubota V1902DIXA 40.5HP Dsl	1993-91	Denso System	ND	OSGR	12	18144N
L3650DTW						
Kubota V1902DIXA 40.5HP Dsl	1993-90	Denso System	ND	OSGR	12	18144N
L3650F						
Kubota V1902DIXA 40.5HP Dsl	1993-91	Denso System	ND	OSGR	12	18144N
L3650GST						
Kubota V1902DIXA 40.5HP Dsl	1993-90	Denso System	ND	OSGR	12	18144N

STARTERS

STARTERS

ENGINE	YEAR	APPLICATION	Mfg	Type	Volt	PART NUMBER
KUBOTA - Tractor - Compact (Cont'd)						
L3650T						
Kubota V1902DIXA 40.5HP Dsl	1993-90	Denso System	ND	OSGR	12	18144N
L3710DT						
Kubota V1903AN 38.5HP Dsl	2002-98	Denso System	ND	OSGR	12	18144N
L3710GST						
Kubota V1903AN 38.5HP Dsl	2002-98	Denso System	ND	OSGR	12	18144N
L3710HST						
Kubota V1903AN 38.5HP Dsl	2002-98	Denso System	ND	OSGR	12	18144N
L3710HSTC						
Kubota V1903AN 38.5HP Dsl	2002-98	Denso System	ND	OSGR	12	18144N
L3750HDT						
Kubota F2302DIL 45HP Dsl	1990-84	Denso System	ND	OSGR	12	18142N
L3750HF						
Kubota F2302DIL 45HP Dsl	1990-84	Denso System	ND	OSGR	12	18142N
L3750MDT						
Kubota F2302DIL 45HP Dsl	1990-84	Denso System	ND	OSGR	12	18142N
L3750MF						
Kubota F2302DIL 45HP Dsl	1990-84	Denso System	ND	OSGR	12	18142N
L4150DTN						
Kubota F2302DI 50HP Dsl	1990-88	Denso System	ND	OSGR	12	18142N
L4150F						
Kubota F2302DI 50HP Dsl	1992-90	Denso System	ND	OSGR	12	18142N
L4150HDT						
Kubota F2302DI 50HP Dsl	1990-84	Denso System	ND	OSGR	12	18142N
L4150HF						
Kubota F2302DI 50HP Dsl	1990-84	Denso System	ND	OSGR	12	18142N
L4150MDT						
Kubota F2302DI 50HP Dsl	1990-84	Denso System	ND	OSGR	12	18142N
L4150MF						
Kubota F2302DI 50HP Dsl	1990-84	Denso System	ND	OSGR	12	18142N
L4200DT						
Kubota V2203A 45HP Dsl	1998-94	Denso System	ND	OSGR	12	18144N

STARTERS

ENGINE	YEAR	APPLICATION	Mfg	Type	Volt	PART NUMBER
KUBOTA - Tractor - Compact (Cont'd)						
L4200F						
Kubota V2203A 45HP Dsl	1998-94	Denso System	ND	OSGR	12	18144N
L4200FGST						
Kubota V2203A 45HP Dsl	1998-94	Denso System	ND	OSGR	12	18144N
L4200GST						
Kubota V2203A 45HP Dsl	1998-94	Denso System	ND	OSGR	12	18144N
L4200GSTC						
Kubota V2203A 42HP Dsl	1997-94	Denso System	ND	OSGR	12	18144N
L4200GSTCA						
Kubota V2203A 45HP Dsl	1998-94	Denso System	ND	OSGR	12	18144N
L4300DT						
Kubota V2203A 45.3HP Dsl	2004-01	Denso System	ND	OSGR	12	18144N
L4300F						
Kubota V2203A 45.3HP Dsl	2004-01	Denso System	ND	OSGR	12	18144N
L4310DT						
Kubota V2203AN 45.3HP Dsl	2002-98	Denso System	ND	OSGR	12	18144N
L4310F						
Kubota V2203AN 45.3HP Dsl	2002-98	Denso System	ND	OSGR	12	18144N
L4310GST						
Kubota V2203AN 45.3HP Dsl	2002-98	Denso System	ND	OSGR	12	18144N
L4310GSTC						
Kubota V2203AN 45.3HP Dsl	2002-98	Denso System	ND	OSGR	12	18144N
L4310HST						
Kubota V2203AN 45.3HP Dsl	2002-98	Denso System	ND	OSGR	12	18144N
L4310HSTC						
Kubota V2203AN 45.3HP Dsl	2002-98	Denso System	ND	OSGR	12	18144N
L4350DT						
Kubota V2203DI 47.5HP Dsl	1997-91	Denso System	ND	OSGR	12	18142N
L4350HDT						
Kubota V2203DI 47.5HP Dsl	1997-91	Denso System	ND	OSGR	12	18142N
L4350MDT						
Kubota V2203DI 47.5HP Dsl	1997-91	Denso System	ND	OSGR	12	18142N

STARTERS

STARTERS

ENGINE	YEAR	APPLICATION	Mfg	Type	Volt	PART NUMBER
KUBOTA - Tractor - Compact (Cont'd)						
L4610GST						
Kubota V2203EHA 48.3HP Dsl	2002-01	Denso System	ND	OSGR	12	18144N
L4610HST						
Kubota V2203EHA 48.3HP Dsl	2002-01	Denso System	ND	OSGR	12	18144N
L4610HSTC						
Kubota V2203EHA 48.3HP Dsl	2002-01	Denso System	ND	OSGR	12	18144N
L4850HDT						
Kubota F2503DI 53HP Dsl	1997-91	Denso System	ND	OSGR	12	18142N
L5450DT						
Kubota F2803DI 54.5HP Dsl	1997-91	Denso System	ND	OSGR	12	18142N
L5450HDT						
Kubota F2803DI 54.5HP Dsl	1997-91	Denso System	ND	OSGR	12	18142N
KUBOTA - Tractor - Utility						
M105SDSC						
Kubota V3800DI 105HP Dsl	2009-03	Mitsubishi System	MI	PLGR	12	18398N
M105SDSCC						
Kubota V3800DI 105HP Dsl	2009-03	Mitsubishi System	MI	PLGR	12	18398N
M105SHC						
Kubota V3800DI 105HP Dsl	2009-03	Mitsubishi System	MI	PLGR	12	18398N
M105SHDC						
Kubota V3800DI 105HP Dsl	2009-03	Mitsubishi System	MI	PLGR	12	18398N
M105X						
Kubota V3800DI 105HP Dsl	2009-03	Mitsubishi System	MI	PLGR	12	18398N
M108S						
Kubota V38CRE3-S2 108HP Dsl	2009-07	Mitsubishi System	MI	PLGR	12	18398N
Kubota V38DICR- TIE3-S2 108HP Dsl		Mitsubishi System	MI	PLGR	12	18398N
M108XDTC						
Kubota V3800DI 108HP Dsl	2009-07	Mitsubishi System	MI	PLGR	12	18398N
M4000						
Kubota S2200A 40HP Dsl	1981-77	Denso System	ND	OSGR	12	18142N
M4030						
Kubota S2602DIA 51HP Dsl	1989-86	Denso System	ND	OSGR	12	18142N

STARTERS

ENGINE	YEAR	APPLICATION	Mfg	Type	Volt	PART NUMBER
KUBOTA - Tractor - Utility (Cont'd)						
M4030DT						
Kubota S2602DIA 51HP						
Dsl	1989-86	Denso System	ND	OSGR	12	18142N
M4030F						
Kubota S2602DIA 51HP						
Dsl	1989-86	Denso System	ND	OSGR	12	18142N
M4030MDT						
Kubota S2602DIA 51HP						
Dsl	1989-86	Denso System	ND	OSGR	12	18142N
M4030MF						
Kubota S2602DIA 51HP						
Dsl	1989-86	Denso System	ND	OSGR	12	18142N
M4030SU						
Kubota S2602DIA 51HP						
Dsl	1996-86	Denso System	ND	OSGR	12	18142N
M4030TF						
Kubota S2602DIA 51HP						
Dsl	1989-86	Denso System	ND	OSGR	12	18142N
M4050						
Kubota S2600 48HP Dsl	1985-82	Denso System	ND	OSGR	12	18142N
M4050DT						
Kubota S2600 48HP Dsl	1985-82	Denso System	ND	OSGR	12	18142N
M4050F						
Kubota S2600 48HP Dsl	1985-82	Denso System	ND	OSGR	12	18142N
M4050T						
Kubota S2600 48HP Dsl	1985-82	Denso System	ND	OSGR	12	18142N
M4500DC						
Kubota S2600 55.5HP						
Dsl	1985-78	Denso System	ND	OSGR	12	18142N
M4500DT						
Kubota S2600 55.5HP						
Dsl	1985-78	Denso System	ND	OSGR	12	18142N
M4500F						
Kubota S2600 55.5HP						
Dsl	1984-79	Denso System	ND	OSGR	12	18142N
M4700DT						
Kubota F2803ELA 51HP						
Dsl	1997-95	Denso System	ND	OSGR	12	18142N
M4700F						
Kubota F2803ELA 51HP						
Dsl	1997-95	Denso System	ND	OSGR	12	18142N
M4700S						
Kubota F2803ELA 51HP						
Dsl	1998-96	Denso System	ND	OSGR	12	18142N
M4700SD						
Kubota F2803ELA 51HP						
Dsl	1998-96	Denso System	ND	OSGR	12	18142N

STARTERS

STARTERS

ENGINE	YEAR	APPLICATION	Mfg	Type	Volt	PART NUMBER
KUBOTA - Tractor - Utility (Cont'd)						
M4800SU						
Kubota V2403MEA 50HP Dsl	2009-02	Denso System	ND	OSGR	12	18142N
M4800SUD						
Kubota V2403MEA 50HP Dsl	2009-02	Denso System	ND	OSGR	12	18142N
M4900						
Kubota F2803 49.5HP Dsl	2006-01	Denso System	ND	OSGR	12	18142N
M4900C						
Kubota F2803 49.5HP Dsl	2006-01	Denso System	ND	OSGR	12	18142N
M4900DT						
Kubota F2803 49.5HP Dsl	2006-01	Denso System	ND	OSGR	12	18142N
M4900DTC						
Kubota F2803 49.5HP Dsl	2006-01	Denso System	ND	OSGR	12	18142N
M4900F						
Kubota F2803 49.5HP Dsl	2006-01	Denso System	ND	OSGR	12	18142N
M4900SC						
Kubota F2803 49.5HP Dsl	2006-01	Denso System	ND	OSGR	12	18142N
M4900SCS-F						
Kubota F2803 49.5HP Dsl	2006-01	Denso System	ND	OSGR	12	18142N
M4900SDC						
Kubota F2803 49.5HP Dsl	2006-01	Denso System	ND	OSGR	12	18142N
M4900SD-F						
Kubota F2803 49.5HP Dsl	2006-01	Denso System	ND	OSGR	12	18142N
M4900SUD-F						
Kubota F2803 49.5HP Dsl	2006-01	Denso System	ND	OSGR	12	18142N
M4900SUD-R						
Kubota F2803 49.5HP Dsl	2006-01	Denso System	ND	OSGR	12	18142N
M4900SU-F						
Kubota F2803 49.5HP Dsl	2006-01	Denso System	ND	OSGR	12	18142N
M4900SU-R						
Kubota F2803 49.5HP Dsl	2006-01	Denso System	ND	OSGR	12	18142N
M4950DT						
Kubota S2800A 55HP Dsl	1993-83	Denso System	ND	OSGR	12	18142N

STARTERS

ENGINE	YEAR	APPLICATION	Mfg	Type	Volt	PART NUMBER
KUBOTA - Tractor - Utility (Cont'd)						
M4950DTC						
Kubota S2800A 55HP						
Dsl	1985-83	Denso System	ND	OSGR	12	18142N
M4950F						
Kubota S2800A 55HP						
Dsl	1993-83	Denso System	ND	OSGR	12	18142N
M4950FC						
Kubota S2800A 55HP						
Dsl	1985-83	Denso System	ND	OSGR	12	18142N
M4950S						
Kubota S2800A 55HP						
Dsl	1993-83	Denso System	ND	OSGR	12	18142N
M5030DT						
Kubota S2800A 60HP						
Dsl	1989-86	Denso System	ND	OSGR	12	18142N
M5030DTL						
Kubota S2800A 60HP						
Dsl	1989-86	Denso System	ND	OSGR	12	18142N
M5030F						
Kubota S2800A 60HP						
Dsl	1989-86	Denso System	ND	OSGR	12	18142N
M5030L						
Kubota S2800A 60HP						
Dsl	1989-86	Denso System	ND	OSGR	12	18142N
M5030MDT						
Kubota S2800A 60HP						
Dsl	1989-86	Denso System	ND	OSGR	12	18142N
M5030MDTL						
Kubota S2800A 60HP						
Dsl	1989-86	Denso System	ND	OSGR	12	18142N
M5030MF						
Kubota S2800A 60HP						
Dsl	1989-86	Denso System	ND	OSGR	12	18142N
M5030SU						
Kubota S2800A 60HP						
Dsl	1996-90	Denso System	ND	OSGR	12	18142N
M5030SUDT						
Kubota S2800A 60HP						
Dsl	1996-90	Denso System	ND	OSGR	12	18142N
M5030SUMDT						
Kubota S2800A 60HP						
Dsl	1996-90	Denso System	ND	OSGR	12	18142N
M5400DT						
Kubota F2803A 58HP						
Dsl	1997-95	Denso System	ND	OSGR	12	18142N
M5400DT-N						
Kubota F2803A 58HP						
Dsl	1997-95	Denso System	ND	OSGR	12	18142N

STARTERS

STARTERS

ENGINE	YEAR	APPLICATION	Mfg	Type	Volt	PART NUMBER
KUBOTA - Tractor - Utility (Cont'd)						
M5400F						
Kubota F2803A 58HP Dsl	1997-95	Denso System	ND	OSGR	12	18142N
M5400S						
Kubota F2803A 58HP Dsl	1997-95	Denso System	ND	OSGR	12	18142N
M5400SD						
Kubota F2803A 58HP Dsl	1997-95	Denso System	ND	OSGR	12	18142N
M5700						
Kubota F2803-EA 57HP Dsl	2006-01	Denso System	ND	OSGR	12	18142N
M5700C						
Kubota F2803-EA 57HP Dsl	2006-01	Denso System	ND	OSGR	12	18142N
M5700DT						
Kubota F2803-EA 57HP Dsl	2006-01	Denso System	ND	OSGR	12	18142N
M5700DTC						
Kubota F2803-EA 57HP Dsl	2006-01	Denso System	ND	OSGR	12	18142N
M5700DT-N						
Kubota F2803-EA 57HP Dsl	2006-01	Denso System	ND	OSGR	12	18142N
M5700HDC						
Kubota F2803-EA 57HP Dsl	2006-01	Denso System	ND	OSGR	12	18142N
M5700HD-F						
Kubota F2803-EA 57HP Dsl	2006-01	Denso System	ND	OSGR	12	18142N
M5700SC						
Kubota F2803-EA 57HP Dsl	2006-01	Denso System	ND	OSGR	12	18142N
M5700SDC						
Kubota F2803-EA 57HP Dsl	2006-01	Denso System	ND	OSGR	12	18142N
M5700SD-F						
Kubota F2803-EA 57HP Dsl	2006-01	Denso System	ND	OSGR	12	18142N
M5700SDN-F						
Kubota F2803-EA 57HP Dsl	2006-01	Denso System	ND	OSGR	12	18142N
M5700S-F						
Kubota F2803-EA 57HP Dsl	2006-01	Denso System	ND	OSGR	12	18142N
M6800						
Kubota V3300E 68HP Dsl	2005-98	Mitsubishi System	MI	PLGR	12	18398N

STARTERS

ENGINE	YEAR	APPLICATION	Mfg	Type	Volt	PART NUMBER
KUBOTA - Tractor - Utility (Cont'd)						
M6800DT						
Kubota V3300E 68HP						
Dsl	2004-98	Mitsubishi System	MI	PLGR	12	18398N
M6800HDC						
Kubota V3300E 68HP						
Dsl	2005-01	Mitsubishi System	MI	PLGR	12	18398N
M6800HD-F						
Kubota V3300E 68HP						
Dsl	2005-01	Mitsubishi System	MI	PLGR	12	18398N
M6800S						
Kubota V3300E 68HP						
Dsl	2005-98	Mitsubishi System	MI	PLGR	12	18398N
M6800SC						
Kubota V3300E 68HP						
Dsl	2004-99	Mitsubishi System	MI	PLGR	12	18398N
M6800SDC						
Kubota V3300E 68HP						
Dsl	2004-00	Mitsubishi System	MI	PLGR	12	18398N
M6800SD-F						
Kubota V3300E 68HP						
Dsl	2005-98	Mitsubishi System	MI	PLGR	12	18398N
M6800SDT						
Kubota V3300E 68HP						
Dsl	2005-98	Mitsubishi System	MI	PLGR	12	18398N
M6800S-F						
Kubota V3300E 68HP						
Dsl	2005-98	Mitsubishi System	MI	PLGR	12	18398N
M8200						
Kubota V3300 82HP Dsl	2005-98	Mitsubishi System	MI	PLGR	12	18398N
M8200C						
Kubota V3300 82HP Dsl	2005-98	Mitsubishi System	MI	PLGR	12	18398N
M8200CCS						
Kubota V3300 82HP Dsl	2005-98	Mitsubishi System	MI	PLGR	12	18398N
M8200DTC						
Kubota V3300 82HP Dsl	2005-99	Mitsubishi System	MI	PLGR	12	18398N
M8200DT-F						
Kubota V3300 82HP Dsl	2005-98	Mitsubishi System	MI	PLGR	12	18398N
M8200F						
Kubota V3300 82HP Dsl	2004-98	Mitsubishi System	MI	PLGR	12	18398N
M8200HDC						
Kubota V3300 82HP Dsl	2005-98	Mitsubishi System	MI	PLGR	12	18398N
M8200HD-F						
Kubota V3300 82HP Dsl	2005-98	Mitsubishi System	MI	PLGR	12	18398N
M8200SDNB						
Kubota V3300 82HP Dsl	2005-00	Mitsubishi System	MI	PLGR	12	18398N

STARTERS

STARTERS

ENGINE	YEAR	APPLICATION	Mfg	Type	Volt	PART NUMBER
KUBOTA - Tractor - Utility (Cont'd)						
M8200SDNBC						
Kubota V3300 82HP Dsl	2005-00	Mitsubishi System	MI	PLGR	12	18398N
M8200SDNBF						
Kubota V3300 82HP Dsl	2005-00	Mitsubishi System	MI	PLGR	12	18398N
M8540DTHQ						
Kubota V3800DI-TE2-QZ 85.5HP Dsl	2009-07	Mitsubishi System	MI	PLGR	12	18398N
M8540DTQ						
Kubota V3800DI-TE2-QZ 85.5HP Dsl	2009-07	Mitsubishi System	MI	PLGR	12	18398N
M8540HDNBC						
Kubota V3800DI-TE3-ZA2 85.5HP Dsl	2009-07	Mitsubishi System	MI	PLGR	12	18398N
M8540HDNBPC						
Kubota V3800DI-TE3-ZA2 85.5HP Dsl	2009-07	Mitsubishi System	MI	PLGR	12	18398N
M9000						
Kubota V3300 90HP Dsl	2009-99	Mitsubishi System	MI	PLGR	12	18398N
M9000C						
Kubota V3300 90HP Dsl	2009-99	Mitsubishi System	MI	PLGR	12	18398N
M9000DTC						
Kubota V3300 90HP Dsl	2009-99	Mitsubishi System	MI	PLGR	12	18398N
M9000DTCCS						
Kubota V3300 90HP Dsl	2009-00	Mitsubishi System	MI	PLGR	12	18398N
M9000DT-F						
Kubota V3300 90HP Dsl	2009-99	Mitsubishi System	MI	PLGR	12	18398N
M9000DTL						
Kubota V3300 90HP Dsl	2009-99	Mitsubishi System	MI	PLGR	12	18398N
M9000DTL-F						
Kubota V3300 90HP Dsl	2009-99	Mitsubishi System	MI	PLGR	12	18398N
M9000DTM						
Kubota V3300 90HP Dsl	2009-00	Mitsubishi System	MI	PLGR	12	18398N
M9000DTMC						
Kubota V3300 90HP Dsl	2009-01	Mitsubishi System	MI	PLGR	12	18398N
M9000DTMCW						
Kubota V3300 90HP Dsl	2009-01	Mitsubishi System	MI	PLGR	12	18398N
M9000DTMW						
Kubota V3300 90HP Dsl	2009-01	Mitsubishi System	MI	PLGR	12	18398N
M9000F						
Kubota V3300 90HP Dsl	2009-99	Mitsubishi System	MI	PLGR	12	18398N
M9000HDC						
Kubota V3300 90HP Dsl	2009-02	Mitsubishi System	MI	PLGR	12	18398N
M9000HD-F						
Kubota V3300 90HP Dsl	2009-02	Mitsubishi System	MI	PLGR	12	18398N

STARTERS

ENGINE	YEAR	APPLICATION	Mfg	Type	Volt	PART NUMBER
KUBOTA - Tractor - Utility (Cont'd)						
M9000HDL						
Kubota V3300 90HP Dsl	2009-02	Mitsubishi System	MI	PLGR	12	18398N
M9540DTHQ						
Kubota V3800DI-TE2-QZ-HS 95HP Dsl	2009-07	Mitsubishi System	MI	PLGR	12	18398N
M9540DTQ						
Kubota V3800DI-TE2-QZ 95HP Dsl	2009-07	Mitsubishi System	MI	PLGR	12	18398N
M95SDSC						
Kubota V3800DI 95HP Dsl	2009-03	Mitsubishi System	MI	PLGR	12	18398N
M95SDSCS						
Kubota V3800DI 95HP Dsl	2009-03	Mitsubishi System	MI	PLGR	12	18398N
M95XDTC						
Kubota V3800DI 95HP Dsl	2009-03	Mitsubishi System	MI	PLGR	12	18398N
M96S						
Kubota V3800DI-TE2-Q 95HP Dsl	2009-07	Mitsubishi System	MI	PLGR	12	18398N
LAMBORGHINI-AGRICULTURAL - Agricultural Tractor						
235 DT/S 2 RM						
982L Same Diesel	1985-73	All	BO	DD	12	17114N
345						
983L Same Diesel	1995-88	All	BO	DD	12	17114N
345F						
983L Same Diesel	1995-88	All	BO	DD	12	17114N
503 DT						
1003.1 Same Diesel	1982-71	All	BO	DD	12	16562N
550 DT						
983L Same Diesel	1995-86	All	BO	DD	12	17114N
550 R						
983L Same Diesel	1995-86	All	BO	DD	12	17114N
583 DT 2 RM						
1003.5 Same Diesel	1983-82	All	BO	DD	12	16562N
583 DT Basso						
100.3P Same Diesel	1986-85	All	BO	DD	12	17114N
603 DT						
FL1003/2 Same Diesel	1982-71	All	BO	DD	12	16562N
653 DT						
105.3P Same Diesel	1985-79	All	BO	DD	12	17114N
660 F						
1000.3A Same Diesel	1999-87	All	BO	DD	12	17114N
683 L						
105.3 Same Diesel	1987-83	All	BO	DD	12	17114N

STARTERS

STARTERS

ENGINE	YEAR	APPLICATION	Mfg	Type	Volt	PART NUMBER
LAMBORGHINI-AGRICULTURAL - Agricultural Tractor (Cont'd)						
683 N						
105.3 Same Diesel	1987-83	All	BO	DD	12	17114N
784 DT						
1054P Same Diesel	1985-80	All	BO	DD	12	17114N
C 362						
982L Same Diesel	1986-81	All	BO	DD	12	17114N
R 235 F						
Same Diesel	1999-90	All	BO	DD	12	17114N
R 235 S						
982L Same Diesel	1990-73	All	BO	DD	12	17114N
R 240 DT						
FL1002 Same Diesel	1971-70	All	BO	DD	12	16562N
R 350 DT						
FL1003 Same Diesel	1971-70	All	BO	DD	12	16562N
R 503 S						
100.3 Same Diesel	1984-76	All	BO	DD	12	16562N
R 583						
100.3P Same Diesel	1986-84	All	BO	DD	12	17114N
R 683 DT/RM						
105.3P Same Diesel	1986-82	All	BO	DD	12	17114N
LAMBORGHINI-AGRICULTURAL - Crawler Dozer						
C 583						
983P Same Diesel	1987-83	All	BO	DD	12	17114N
LAMBORGHINI-AGRICULTURAL - Crawler Tractor						
483 L						
983L Same Diesel	1986-83	All	BO	DD	12	17114N
483 N						
983L Same Diesel	1986-83	All	BO	DD	12	17114N
C 352 LS						
982L Same Diesel	1981-74	All	BO	DD	12	17114N
C 352 N						
982L Same Diesel	1981-74	All	BO	DD	12	17114N
C 352 SL						
982L Same Diesel	1981-74	All	BO	DD	12	17114N
C 453						
983L Same Diesel	1984-81	All	BO	DD	12	17114N
C 503						
983 Same Diesel	1976-73	All	BO	DD	12	17114N
C 503 L						
983 Same Diesel	1976-73	All	BO	DD	12	17114N
C 503 LL						
983 Same Diesel	1976-73	All	BO	DD	12	17114N

STARTERS

STARTERS

ENGINE	YEAR	APPLICATION	Mfg	Type	Volt	PART NUMBER
LAMBORGHINI-AGRICULTURAL - Crawler Tractor (Cont'd)						
C 503 S						
983 Same Diesel	1976-73	All	BO	DD	12	17114N
C 533						
983L Same Diesel	1984-81	All	BO	DD	12	17114N
C 553 LS						
983L Same Diesel	1984-76	All	BO	DD	12	17114N
C 553 N						
983L Same Diesel	1984-76	All	BO	DD	12	17114N
C 553 SL						
983L Same Diesel	1984-76	All	BO	DD	12	17114N
C 554 Compact						
100.3P Same Diesel	2000-88	All	BO	DD	12	17114N
C 554 Ergomatic						
100.3P Same Diesel	2000-87	All	BO	DD	12	17114N
C 603						
Same Diesel	1976-74	All	BO	DD	12	17114N
C 603 L						
Same Diesel	1976-74	All	BO	DD	12	17114N
C 603 LL						
Same Diesel	1976-74	All	BO	DD	12	17114N
C 603 S						
Same Diesel	1976-74	All	BO	DD	12	17114N
C 653 L						
105.3P Same Diesel	1984-76	All	BO	DD	12	17114N
C 653 N						
105.3P Same Diesel	1984-76	All	BO	DD	12	17114N
R 483						
983L Same Diesel	1986-82	All	BO	DD	12	17114N
R 503						
FL1003/1 Same Diesel	1974-71	All	BO	DD	12	16562N
R 503 DT						
FL1003/1 Same Diesel	1974-71	All	BO	DD	12	16562N
R 513 V						
983L Same Diesel	1995-83	All	BO	DD	12	17114N
R 513 V DL						
983L Same Diesel	1995-83	All	BO	DD	12	17114N
LANCER - Loader						
LQ60-14-40						
Perkins Engines	2010	All	MM	PLGR	12	18941N
LANDINI - Agricultural Tractor						
L003						
Perkins 1004.42 Dsl.	2006-99	Lucas DD, 12V / 10T	LU	DD	12	17653N

STARTERS

STARTERS

ENGINE	YEAR	APPLICATION	Mfg	Type	Volt	PART NUMBER
LANDINI - Agricultural Tractor (Cont'd)						
L004						
Perkins 1004.42 Dsl.	2006-99	Lucas DD, 12V / 10T	LU	DD	12	17653N
L005						
Perkins 1004.42 Dsl.	2006-99	Lucas DD, 12V / 10T	LU	DD	12	17653N
RP00						
Perkins D3.152 Dsl.	2006-99	Lucas DD, 12V / 10T	LU	DD	12	17653N
RP01						
Perkins D3.152 Dsl.	2006-99	Lucas DD, 12V / 10T	LU	DD	12	17653N
RP20						
Iseki 704-30 / 57.6	2006-99	Lucas DD, 12V / 10T	LU	DD	12	17653N
Perkins AS81039		Lucas DD, 12V / 10T	LU	DD	12	17653N
RP30						
Perkins AS81039	2006-99	Lucas DD, 12V / 10T	LU	DD	12	17653N
Perkins D3.152 Dsl.		Lucas DD, 12V / 10T	LU	DD	12	17653N
RT100						
Perkins D3.152 Dsl.	2006-99	Lucas DD, 12V / 10T	LU	DD	12	17653N
RT101						
Perkins D3.152 Dsl.	2006-99	Lucas DD, 12V / 10T	LU	DD	12	17653N
RT40						
Perkins 1004.42 Dsl.	2006-99	Lucas DD, 12V / 10T	LU	DD	12	17653N
5860						
Perkins 903 Dsl.	2006-99	Lucas DD, 12V / 10T	LU	DD	12	17653N
ADVANTAGE 55						
Perkins 903 Dsl.	2006-99	Lucas DD, 12V / 10T	LU	DD	12	17653N
ADVANTAGE 60						
Perkins 903 Dsl.	2006-99	Lucas DD, 12V / 10T	LU	DD	12	17653N
LAY-MOR - Grader						
Various Models						
D1402 Kubota Diesel	1996-90	All	ND	OSGR	12	18144N
LE TOURNEAU-WESTINGHOUSE - Grader						
330-H						
3-71 GMC Diesel	1966-65	All	DR	DD	12	3974N
JNR-111-CI Cummins Diesel		All	DR	DD	24	3745N
440						
4-71 Detroit Diesel	1966-65	All	DR	DD	12	3974N
NHC-4-CI Cummins Diesel		All	DR	DD	24	3745N
440-H						
4-71 Detroit Diesel	1966-65	All	DR	DD	12	3974N
H-135-CI Cummins Diesel		All	DR	DD	24	3745N
440-HT						
4-71 Detroit Diesel	1966-65	All	DR	DD	12	3974N

STARTERS

ENGINE	YEAR	APPLICATION	Mfg	Type	Volt	PART NUMBER
LE TOURNEAU-WESTINGHOUSE - Grader (Cont'd)						
660-B						
6-71 Detroit Diesel	1966-65	All	DR	DD	12	3974N
H-6-CI Cummins Diesel		All	DR	DD	24	3745N
660-BT						
6-71 Detroit Diesel	1966-65	All	DR	DD	12	3974N
HRF-6-CI Cummins Diesel		All	DR	DD	24	3745N
666						
4-71 Detroit Diesel	1966-65	All	DR	DD	12	3974N
666T						
4-71 Detroit Diesel	1966-65	All	DR	DD	12	3974N
H-160-CI Cummins Diesel		All	DR	DD	24	3745N
H-160-CI Cummins Diesel		All	DR	DD	12	3974N
777						
6-71 Detroit Diesel	1966-65	All	DR	DD	12	3974N
H-6-CI Cummins Diesel		All	DR	DD	24	3745N
777T						
6-71 Detroit Diesel	1966-65	All	DR	DD	12	3974N
HRF-6-CI Cummins Diesel		All	DR	DD	24	3745N
NH220 Cummins Diesel		All	DR	DD	24	3745N
LE TOURNEAU-WESTINGHOUSE - Misc. Equipment						
BPH-5						
2V-71 Detroit Diesel	1966-65	50 MT, 24 Volt	DR	50MT	24	4930N
BPH-7						
12V-71 Detroit Diesel	1966-65	50 MT, 24 Volt	DR	50MT	24	4930N
CPA-5						
8V-71 Detroit Diesel	1966-65	All	DR	DD	24	3745N
CPF-5						
8V-71 Detroit Diesel	1966-65	All	DR	DD	24	3745N
DPA						
4-71 Detroit Diesel	1966-65	All	DR	DD	24	3745N
DPF						
4-71 Detroit Diesel	1966-65	All	DR	DD	24	3745N
LE TOURNEAU-WESTINGHOUSE - Off-Road & Mining Truck						
CFA-14						
12V-71 GMC Eng	1966-65	50 MT, 24 Volt	DR	50MT	24	4930N
NT-335 Cummins Diesel		All	DR	DD	12	3974N
LW-22						
NHRS-6 Cummins Diesel	1964-63	All	DR	DD	24	3745N
LW-27						
NRTO Cummins Diesel	1964-63	All	DR	DD	24	3745N

STARTERS

STARTERS

ENGINE	YEAR	APPLICATION	Mfg	Type	Volt	PART NUMBER
LE TOURNEAU-WESTINGHOUSE - Off-Road & Mining Truck (Cont'd)						
LW-32						
NFT Cummins Diesel	1964-63	All	DR	DD	24	3745N
LW-75						
16V-71T Detroit Diesel	1964-63	All	DR	DD	24	3745N
V12-700 Cummins Diesel		All	DR	DD	24	3745N
LEE BOY - Misc. Equipment						
Sand Spreader						
3 Cyl Hatz Diesel	1986-80	All	BO	DD	12	18236N
LEYLAND DAF - Engine Industrial						
Various						
4 Cyl. 1.5 Ltr	All	Lucas System	LU	DD	12	18263N
LEYLAND NUFFIELD - Tractor						
Model 2100						
All Engines	1979-74	Lucas System	LU	DD	12	17071N
Model 245 / 245S						
Perkins 3-152	1984-73	Lucas System	LU	DD	12	17071N
Model 255						
Leyland 4-222 Dsl	1976-73	Lucas System	LU	DD	12	17071N
Model 262 / 262S						
Leyland 4-230 Dsl	1984-76	Lucas System	LU	DD	12	17071N
Model 270						
Leyland 4-230 Dsl	1976-73	Lucas System	LU	DD	12	17071N
Model 272 / 272S						
Leyland 4-230 Dsl	1984-76	Lucas System	LU	DD	12	17071N
Model 285						
All Engines	1979-74	Lucas System	LU	DD	12	17071N
Model 344						
All Engines	1972-70	Lucas System	LU	DD	12	17071N
Model 384						
All Engines	1972-70	Lucas System	LU	DD	12	17071N
Model 4100						
All Engines	1979-74	Lucas System	LU	DD	12	17071N
Model 462						
Leyland 4-230 Dsl	1984-79	Lucas System	LU	DD	12	17071N
Model 465						
All Engines	1972-70	Lucas System	LU	DD	12	17071N
Model 472						
Leyland 4-230 Dsl	1982-79	Lucas System	LU	DD	12	17071N
Model 485						
All Engines	1979-74	Lucas System	LU	DD	12	17071N

STARTERS

ENGINE	YEAR	APPLICATION	Mfg	Type	Volt	PART NUMBER
LIEBHERR - Engine Industrial						
D904T						
Supercharged Diesel	1991-	Bosch System	BO	DD	24	18118N
D926TI						
w/o Supercharger	1995-	Bosch System	BO	DD	24	18118N
LIEBHERR - Excavator						
A901B						
F3L912 Deutz	1979	Bosch System	BO	DD	12	17074N
F3L912 Deutz	1978-74	Bosch System	BO	DD	12	17074N
F3L912 Deutz	1973	Bosch System	BO	DD	12	17075N
A902 Litronic						
D904TB Engine	1991-	Optional	BO	DD	24	18118N
A903						
F6L912 Deutz	1996-92	Bosch System	BO	DD	24	17073N
A911						
F4L912 Deutz	1979	Bosch System	BO	DD	12	17074N
F4L912 Deutz	1978-74	Bosch System	BO	DD	12	17074N
F4L912 Deutz	1973-72	Bosch System	BO	DD	12	17075N
A921						
F4L912 Deutz	1979	Bosch System	BO	DD	12	17074N
F4L912 Deutz	1978-74	Bosch System	BO	DD	12	17074N
F4L912 Deutz	1973-72	Bosch System	BO	DD	12	17075N
R911						
F4L912 Deutz	1992-82	Bosch System	BO	DD	12	17075N
F4L912 Deutz	1981-79	Bosch System	BO	DD	12	17074N
F4L912 Deutz	1978-73	Bosch System	BO	DD	12	17074N
F4L912 Deutz	1972	Bosch System	BO	DD	12	17075N
R921						
F4L912 Deutz	1992-82	Bosch System	BO	DD	12	17075N
F4L912 Deutz	1981-79	Bosch System	BO	DD	12	17074N
F4L912 Deutz	1978-73	Bosch System	BO	DD	12	17074N
F4L912 Deutz	1972	Bosch System	BO	DD	12	17075N
R981						
BF6L913 Deutz	1990-74	Bosch System	BO	DD	24	17073N
LINCOLN WELDER - Welder						
DD 2-53 Diesel						
All	1966-61	Delco System, 30MT	DR	37MT	12	6380N-PT
Various						
Perkins Engines	1996-	SA250	DR	OSGR	12	6584N
Perkins Engines		SAE400	DR	OSGR	12	6572N
LINDE - Lift Truck						
H25D						
F3L912 Deutz Diesel	1980-69	All	BO	DD	12	17075N

STARTERS

STARTERS

ENGINE	YEAR	APPLICATION	Mfg	Type	Volt	PART NUMBER
LINK-BELT - Excavator						
LS2800						
Isuzu 6BD1 Engine	1988-	Nikko System	NK	OSGR	24	18100N-ND
LS3400						
Isuzu 6BG1 Engine	1988-	Nikko System	NK	OSGR	24	18100N-ND
LS4300						
Cummins M11	2003-88	42MT, 24 Volt	DR	42MT	24	6370N
LISTER-PETTER - Engines						
Various						
Various	2003-90	Delco 28MT / OSGR	DR	OSGR	24	6594N
LISTER-PETTER - Tractor						
HL3 Series						
All Engines	1988-86	Optional 12 Volt	DR	OSGR	12	6571N
All Engines		Standard 12 Volt	DR	OSGR	12	6571N
HL4 Series						
All Engines	1988-86	Optional 12 Volt	DR	OSGR	12	6571N
All Engines		Standard 12 Volt	DR	OSGR	12	6571N
HR2 / HR3 Series						
All Engines	1988-86	Optional 12 Volt	DR	OSGR	12	6575N
All Engines		Standard 12 Volt	DR	DD	12	4234N
HR3	2003-90	22MT, 24V / 12T	DR	OSGR	24	6591N
HR4 / HR6 Series						
All	1988-86	Optional 24 Volt	DR	37MT	24	6359N-PT
All		Standard 12 Volt	DR	37MT	12	6380N-PT
JA6 / JAS6 Series						
All	1988-86	Delco 42MT	DR	42MT	12	6371N
LPA2 Alpha Series						
2 Cyl. Engine	1990-	Denso System	ND	OSGR	12	18158N
LPW2 Alpha Series						
2 Cyl. Engine	1990-	Denso System	ND	OSGR	12	18158N
LPWS2 Alpha Series						
2 Cyl. Engine	1990-	Denso System	ND	OSGR	12	18158N
LPWS3 Alpha Series						
2 Cyl. Engine	1990-	Denso System	ND	OSGR	12	18158N
P600 Series						
All Engines	1973-	Lucas System	LU	DD	12	18261N
PH Series						
1/ 2 / 3 Cyl. Diesel	1973-	Lucas System	LU	DD	12	16664N
S6 Series						
All	1988-86	Optional 24 Volt	DR	37MT	24	6359N-PT
All		Standard 12 Volt	DR	37MT	12	6380N-PT
SR2 Series						
All Engines	1968-	Lucas System	LU	DD	12	17643N-OE
SR4 Series						
4 Cyl. Diesel	1973-	Lucas System	LU	DD	12	16664N

STARTERS

ENGINE	YEAR	APPLICATION	Mfg	Type	Volt	PART NUMBER
LISTER-PETTER - Tractor (Cont'd)						
ST1 Series						
1/2 / 3 Cyl. Diesel	1973-	Lucas System	LU	DD	12	16664N
ST2 Series						
1/2 / 3 Cyl. Diesel	1973-	Lucas System	LU	DD	12	16664N
ST3 Series						
1/2 / 3 Cyl. Diesel	1973-	Lucas System	LU	DD	12	16664N
TL / TR / TS / TX Series						
All Engines	1973-	Lucas System	LU	DD	12	18261N
TL2 / TL3						
All Engines	1988-83	Lucas System	LU	DD	12	18261N
TR Series						
All Engines	1973-	Lucas System	LU	DD	12	17643N-OE
TS1 / TS2 / TS3						
All Engines	1983-	Lucas System	LU	DD	12	18261N
TX2 / TX3						
All Engines	1987-	Delco System	DR	OSGR	12	6587N
All Engines		Delco System	DR	OSGR	24	6597N
All Engines		Lucas System	LU	DD	12	18261N
LOMBARDINI - Engine Industrial						
LDAM673						
3 Cyl., 2.0L	1979-77	Bosch System	BO	DD	12	16562N
LDAM674						
4 Cyl., 2.7L	1979-70	Bosch System	BO	DD	12	16562N
LDAM833						
3 Cyl., 2.5L	1979-73	Bosch System	BO	DD	12	16562N
LDAM834						
4 Cyl., 3.3L	1979-73	Bosch System	BO	DD	12	16562N
LONG TRACTOR - Tractor						
1010						
All Engines	1978-75	Marelli System	BO	DD	12	18029N
2360						
3-143 Diesel	1997-90	Romanian System	EL	DD	12	17184N
2360 DTC						
3-143 Diesel	1997-95	Romanian System	EL	DD	12	17184N
2460						
3-143 Diesel	1997-90	Romanian System	EL	DD	12	17184N
2460 DTC						
3-143 Diesel	1997-95	Romanian System	EL	DD	12	17184N
260						
UTB 2-95 Diesel	1988-80	Romanian System	EL	DD	12	17184N
2610						
4-219 Diesel	1997-90	Romanian System	EL	DD	12	17184N

STARTERS

STARTERS

ENGINE	YEAR	APPLICATION	Mfg	Type	Volt	PART NUMBER
LONG TRACTOR - Tractor (Cont'd)						
2630						
All Engines	1997-90	Romanian System	EL	DD	12	17184N
310						
UTB 2-110 Diesel	1990-80	Romanian System	EL	DD	12	17184N
340						
All Engines	1985-80	Romanian System	EL	DD	12	17184N
350						
All Engines	1989-79	Bosch System	EL	DD	12	17184N
All Engines	1989-74	Marelli System	BO	DD	12	18029N
All Engines	1978-74	Bosch System	EL	DD	12	17184N
360						
UTB 3-143 Diesel	1991-77	Marelli System	BO	DD	12	18029N
UTB 3-143 Diesel		Romanian System	EL	DD	12	17184N
445						
All Engines	1989-79	Bosch System	EL	DD	12	17184N
All Engines	1989-74	Marelli System	BO	DD	12	18029N
All Engines		Romanian System	EL	DD	12	17184N
All Engines	1978-74	Bosch System	EL	DD	12	17184N
460						
UTB 3-143 Diesel	1991-77	Marelli System	BO	DD	12	18029N
UTB 3-143 Diesel		Romanian System	EL	DD	12	17184N
500						
All Engines	1985-80	Romanian System	EL	DD	12	17184N
510						
UTB 3-165 Diesel	1990-79	Romanian System	EL	DD	12	17184N
530						
All Engines	1985-80	Romanian System	EL	DD	12	17184N
550						
All Engines	1989-79	Bosch System	EL	DD	12	17184N
All Engines	1989-74	Marelli System	BO	DD	12	18029N
All Engines		Romanian System	EL	DD	12	17184N
All Engines	1978-74	Bosch System	EL	DD	12	17184N
560						
UTB 4-191 Diesel	1979-75	Marelli System	BO	DD	12	18029N
600						
All Engines	1989-80	Romanian System	EL	DD	12	17184N
610						
UTB 4-219 Diesel	1990-79	Romanian System	EL	DD	12	17184N
640						
All Engines	1985-80	Romanian System	EL	DD	12	17184N
850						
All Engines	1989-80	Romanian System	EL	DD	12	17184N
MACDON - Windrower						
9200						
Cummins Diesel	2001-96	All	ND	OSGR	12	16990N

STARTERS

ENGINE	YEAR	APPLICATION	Mfg	Type	Volt	PART NUMBER
MACDON - Windrower (Cont'd)						
9250						
B3.9L Cummins Diesel	2005-99	All	ND	OSGR	12	16990N
9350						
B3.9L Cummins Diesel	2005-99	All	ND	OSGR	12	16990N
Macdon 7000						
Cummins Diesel	1992-86	All	ND	OSGR	12	16990N
Perkins Diesel	1997-93	All	DR	OSGR	12	6584N
MASSEY FERGUSON - Agricultural Tractor						
FE-35						
Diesel Engines	1960-56	Lucas System	LU	DD	12	16664N
FE-65						
Diesel	1962-56	Lucas DD, 12V / 10T	LU	DD	12	17653N
Diesel Engines		Lucas System	LU	DD	12	17639N
MF 154						
Perkins AD3-152 Diesel	1981-80	Lucas System	LU	DD	12	17639N
Various	1989-86	Lucas DD, 12V / 10T	LU	DD	12	17653N
MF 174						
Perkins 4.236, 3.87L Dsl.	1989-86	Lucas DD, 12V / 10T	LU	DD	12	17653N
Perkins 4-236 Diesel	1990-86	Lucas System	LU	DD	12	17652N
MF-1080						
Perkins AD4-318 Diesel	1972-68	Delco System	DR	DD	12	6410N-PT
MF-1085						
Perkins AD4-318 Diesel	1978-71	Delco System	DR	DD	12	6410N-PT
MF-1105						
Perkins A6-354 Diesel	1978-77	Delco System	DR	DD	12	6410N-PT
MF-1130						
Perkins A6-354 Diesel	1973-64	Delco System	DR	DD	12	6410N-PT
MF-1135						
Perkins A6-354 Diesel	1978-71	Delco System	DR	DD	12	6410N-PT
MF-1200						
All Engines	1972-71	Lucas System	LU	DD	12	17649N
MF-135						
Perkins AD3-152 Diesel	1973-64	Lucas System	LU	DD	12	17639N
Perkins D3.152 Dsl.	1970-64	Lucas DD, 12V / 10T	LU	DD	12	17653N
MF-148						
Perkins AD3-152 Diesel	1972-64	Lucas System	LU	DD	12	17639N
Perkins D3.152 Dsl.	1972-70	Lucas DD, 12V / 10T	LU	DD	12	17653N
MF-154						
All Engines	1989-86	Lucas System	LU	DD	12	17639N
MF155						
Perkins 4.203, 3.33L Dsl.	1971-70	Lucas DD, 12V / 10T	LU	DD	12	17653N
MF-165						
Perkins 4.203, 3.33L Dsl.	1969-64	Lucas DD, 12V / 10T	LU	DD	12	17653N
Perkins AD3-152 Diesel	1976-69	Iskra / Lucas DD	LU	DD	12	17645N
Perkins AD4-203 Diesel	1972-71	Lucas System	LU	DD	12	17072N

STARTERS

STARTERS

ENGINE	YEAR	APPLICATION	Mfg	Type	Volt	PART NUMBER
MASSEY FERGUSON - Agricultural Tractor (Cont'd)						
MF-165 (Cont'd)						
Perkins AD4-203 Diesel	1969-64	Lucas System	LU	DD	12	17639N
MF-168						
Perkins 4-236 Diesel	1972-71	Lucas System	LU	DD	12	17072N
Perkins A4-236 Diesel	1976-71	Iskra / Lucas DD	LU	DD	12	17645N
MF-175						
Perkins AD4-236 Diesel	1973-70	Delco System	DR	OSGR	12	6576N
Perkins AD4-236 Diesel	1969-64	Delco System	DR	OSGR	12	6576N
MF-175S						
All Engines	1972-70	Lucas System	LU	DD	12	17072N
MF-178						
Perkins 4-248	1972-70	Lucas System	LU	DD	12	17072N
Perkins A4-236 Diesel	1973-	Iskra / Lucas DD	LU	DD	12	17645N
MF-180						
Perkins AD4-236 Diesel	1972-70	Delco System	DR	OSGR	12	6576N
Perkins AD4-236 Diesel	1969-64	Delco System	DR	OSGR	12	6576N
MF-184						
Perkins 4.236, 3.87L Dsl.	1989-86	Lucas DD, 12V / 10T	LU	DD	12	17653N
Perkins AD4-236 Diesel		Lucas System	LU	DD	12	17652N
Perkins AD4-236 Diesel	1985-80	Lucas System	LU	DD	12	17639N
MF-185						
All Engines	1972-70	Lucas System	LU	DD	12	17072N
Perkins A4-248 Diesel	1976-73	Iskra / Lucas DD	LU	DD	12	17645N
MF-188						
Perkins 4-248	1974-72	Lucas System	LU	DD	12	17072N
Perkins A4-248 Diesel	1979-71	Iskra / Lucas DD	LU	DD	12	17645N
MF-194						
All Engines	1993-	Lucas System	LU	DD	12	17652N
Perkins A4-248 Diesel	1973-	Iskra / Lucas DD	LU	DD	12	17645N
MF-194-4						
All Engines	1992-79	Lucas System	LU	DD	12	17652N
Perkins	1992-82	Lucas DD, 12V / 10T	LU	DD	12	17653N
MF-240						
Perkins AD3-152 Diesel	1999-83	Lucas System	LU	DD	12	17072N
MF-243						
All Engines	2000-99	Lucas System	LU	DD	12	17653N
MF-244						
All Engines	1971-69	Lucas System	LU	DD	12	17644N
MF-250						
Perkins AD2-152 Diesel	1986-83	Lucas System	LU	DD	12	17072N
Perkins D3.152 Dsl.	2002-87	Lucas DD, 12V / 10T	LU	DD	12	17653N
MF-253						
Perkins AD2-152 Diesel	1999-88	Lucas System	LU	DD	12	17652N
MF-254						
Perkins AD2-152 Diesel	1987-82	Lucas System	LU	DD	12	17652N
Perkins D3.152 Gas		Lucas DD, 12V / 10T	LU	DD	12	17653N

STARTERS

ENGINE	YEAR	APPLICATION	Mfg	Type	Volt	PART NUMBER
MASSEY FERGUSON - Agricultural Tractor (Cont'd)						
MF-255						
Perkins 4-203 Diesel	1974	Delco System	DR	OSGR	12	6576N
Perkins AD4-236 Diesel	1982-77	w/Std. Trans.	DR	OSGR	12	6576N
MF-260						
All Engines	1975-	Iskra / Lucas DD	LU	DD	12	17645N
MF-261						
All Engines	1998-92	lucas System (Early)	LU	DD	12	17072N
MF-263T						
All Engines	1993-	Lucas System	LU	DD	12	17639N
MF-2645						
Perkins 4-318 Diesel	1980-78	Lucas System	LU	DD	12	16669N
MF-265						
Perkins A4-236 Diesel	1975-	Iskra / Lucas DD	LU	DD	12	17645N
Perkins AD4-236 Diesel	1982-74	Delco System	DR	OSGR	12	6576N
MF-2675						
Perkins A6-354 Diesel	1984-78	Lucas System	LU	DD	12	16669N
MF-270						
Perkins AD4-236 Diesel	1986-83	Lucas System	LU	DD	12	17072N
MF-2705						
Perkins A6-354 Diesel	1984-78	Lucas System	LU	DD	12	16669N
MF-271						
Perkins 1004.4 Diesel	2000-98	Lucas System	LU	DD	12	17072N
MF-274						
Perkins AD4-236 Diesel	1986-82	Lucas System	LU	DD	12	17652N
MF-274-4						
Perkins 4.236, 3.87L Dsl.	1987-82	Lucas DD, 12V / 10T	LU	DD	12	17653N
Perkins AD4-236 Diesel	1986-82	Lucas System	LU	DD	12	17652N
MF-275						
Perkins A4-236 Diesel	1979-	Iskra / Lucas DD	LU	DD	12	17645N
Perkins AD4-248 Diesel	1982-77	Delco System	DR	OSGR	12	6576N
Perkins AD4-248 Diesel		Lucas System	LU	DD	12	16670N
Perkins AD4-248 Diesel	1976-75	Delco System	DR	DD	12	6410N-PT
Perkins AD4-248 Diesel	1974	Delco System	DR	OSGR	12	6576N
MF-281						
Perkins 1004.4 Diesel	2000-98	Lucas System	LU	DD	12	17072N
MF-2810						
Perkins AT6-354 Diesel	1982	Lucas System	LU	DD	12	16669N
MF-283						
Perkins AD4-248 Diesel	1999-85	Hitachi System	HI	DD	12	18289N
Perkins AD4-248 Diesel		Lucas System	LU	DD	12	17072N
MF-2830						
Perkins AT6-354 Diesel	1982	Lucas System	LU	DD	12	16669N
MF-285						
Perkins 4-318 Diesel	1982-73	Delco System	DR	DD	12	6410N-PT
Perkins A4-236 Diesel	1975-	Iskra / Lucas DD	LU	DD	12	17645N
Perkins A4-318 Diesel		Iskra / Lucas DD	LU	DD	12	17645N

STARTERS

ENGINE	YEAR	APPLICATION	Mfg	Type	Volt	PART NUMBER
MASSEY FERGUSON - Agricultural Tractor (Cont'd)						
MF-290						
Perkins A4-248 Diesel	1986-79	Iskra / Lucas DD	LU	DD	12	17645N
Perkins AD4-248 Diesel	1986-83	Hitachi System	HI	DD	12	18289N
Perkins AD4-248 Diesel		Lucas System	LU	DD	12	17072N
MF-294						
6.358 Perkins Diesel	1986-82	Lucas DD, 12V / 10T	LU	DD	12	17653N
Perkins 6-358 Diesel		Lucas System	LU	DD	12	17652N
MF-294-4						
Perkins 6-358 Diesel	1986-82	Lucas System	LU	DD	12	17652N
MF-295						
Perkins AD4-318 Diesel	1982-79	Delco System	DR	DD	12	6410N-PT
MF-298						
Perkins 4-318 Diesel	1986-83	Hitachi System	HI	DD	12	18289N
Perkins 4-318 Diesel		Lucas System	LU	DD	12	17072N
MF-3050						
Perkins 4-236 Diesel	1989-87	Lucas System	LU	DD	12	17072N
MF-3055						
Perkins 4-224 Diesel	1997-94	Lucas System	LU	DD	12	17649N
MF-3060						
Perkins 4-248 Diesel	1993-87	Lucas System	LU	DD	12	17072N
MF-3070						
Perkins 4-236 Diesel	1993-87	Lucas System	LU	DD	12	17072N
MF-3075						
Perkins 4-224 Diesel	1997-94	Lucas System	LU	DD	12	17649N
MF-3090						
Perkins AT6-354 Diesel	1993-87	Lucas System	LU	DD	12	16669N
MF-3120						
Perkins 6-365 Diesel	1993-90	Lucas System	LU	DD	12	17649N
MF-3120T						
Perkins 6-365 Diesel	1997-94	Lucas System	LU	DD	12	17649N
MF-3140						
Perkins 6-365 Diesel	1995-90	Lucas System	LU	DD	12	17649N
MF-3200						
Perkins Diesel Engines	1973-69	Lucas System	LU	DD	12	17644N
MF-35						
All Engines	1968-64	Lucas System	LU	DD	12	17639N
Diesel	1964-63	Lucas DD, 12V / 10T	LU	DD	12	17653N
MF-3505						
Perkins 6-354 Diesel	1988-84	Lucas System	LU	DD	12	16669N
MF-3525						
Perkins 6-354 Diesel	1988-84	Lucas System	LU	DD	12	16669N
MF-3545						
Perkins 6-354 Diesel	1988-84	Lucas System	LU	DD	12	16669N
MF-360						
Perkins 3-152 Diesel	1992-86	Lucas System	LU	DD	12	17652N

STARTERS

ENGINE	YEAR	APPLICATION	Mfg	Type	Volt	PART NUMBER
MASSEY FERGUSON - Agricultural Tractor (Cont'd)						
MF-3610						
Perkins AT6-354 Diesel	1990-87	Lucas System	LU	DD	12	17072N
MF-3630						
Perkins AT6-354 Diesel	1990-87	Lucas System	LU	DD	12	17072N
MF-364						
Perkins 3-152 Diesel	1993-89	Lucas System	LU	DD	12	17639N
Perkins D3.152 Dsl.		Lucas DD, 12V / 10T	LU	DD	12	17653N
MF-365						
All Engines	1996-90	Lucas System	LU	DD	12	17072N
MF-3650						
Perkins AT6-354 Diesel	1990-87	Lucas System	LU	DD	12	16669N
MF-3655						
Perkins Diesel Engines	1998-95	Lucas System	LU	DD	12	17649N
MF-3660						
Perkins 6-365 Diesel	1995-90	Lucas System	LU	DD	12	17649N
MF-3670						
Valment 6-403 Diesel	1994-92	Lucas System	LU	DD	12	17649N
MF-3680						
Valment 6-451 Diesel	1992-89	Lucas System	LU	DD	12	17649N
MF-3690						
Valment 6-451 Diesel	1997-93	Lucas System	LU	DD	12	17649N
MF-373						
All Engines	1996-90	Lucas System	LU	DD	12	17652N
MF-374						
Perkins 4-236 Diesel	1999-89	Lucas System	LU	DD	12	17652N
MF-375						
Perkins 4-236 Diesel	1998-86	Hitachi System	HI	DD	12	18289N
Perkins 4-236 Diesel		Lucas System	LU	DD	12	17072N
MF-377						
All Engines	1996-87	Lucas System	LU	DD	12	17652N
MF-383						
Perkins 4-248 Diesel	1998-86	Hitachi System	HI	DD	12	18289N
Perkins 4-248 Diesel		Lucas System	LU	DD	12	17072N
MF-384						
Perkins 4-236 Diesel	1992-89	Lucas System	LU	DD	12	17652N
MF-3890						
Valment 6-451 Diesel	1992-87	Lucas System	LU	DD	12	17649N
MF-390						
Perkins 4-248 Diesel	1998-87	Hitachi System	HI	DD	12	18289N
Perkins 4-248 Diesel		Lucas System	LU	DD	12	17072N
MF-394						
Perkins 4-248 Diesel	1993-89	Lucas System	LU	DD	12	17652N
MF-396						
Perkins 1006.6 Diesel	1998-92	Lucas System	LU	DD	12	17072N

STARTERS

STARTERS

ENGINE	YEAR	APPLICATION	Mfg	Type	Volt	PART NUMBER
MASSEY FERGUSON - Agricultural Tractor (Cont'd)						
MF-397						
All Engines	1996-89	Lucas System	LU	DD	12	17652N
MF-397T						
All Engines	1996-89	Lucas System	LU	DD	12	17652N
MF-398						
Perkins 4-236 Diesel	1997-87	Hitachi System	HI	DD	12	18289N
Perkins 4-236 Diesel		Lucas System	LU	DD	12	17072N
MF-399						
Perkins 6-354 Diesel	1998-87	Hitachi System	HI	DD	12	18289N
Perkins 6-354 Diesel		Lucas System	LU	DD	12	17072N
MF-4225						
Perkins 1004.4 Diesel	2000-97	Lucas System	LU	DD	12	17072N
MF-4233						
Perkins 1004.4 Diesel	2000-97	Lucas System	LU	DD	12	17072N
MF-4235						
Perkins 1004.4 Diesel	2000-97	Lucas System	LU	DD	12	17072N
MF-4243						
Perkins 1004.4 Diesel	2000-97	Lucas System	LU	DD	12	17072N
MF-4245						
Perkins 1004.4 Diesel	2000-97	Lucas System	LU	DD	12	17072N
MF-4253						
Perkins 1004.4 Diesel	2000-97	Lucas System	LU	DD	12	17072N
MF-4255						
Perkins 1004.4 Diesel	2000-97	Lucas System	LU	DD	12	17072N
MF-4260						
Perkins 1006.6 Diesel	2000-97	Lucas System	LU	DD	12	17072N
MF-4263						
Perkins 1006.6 Diesel	2000-97	Lucas System	LU	DD	12	17072N
MF-4270						
Perkins 1006.6 Diesel	2000-97	Lucas System	LU	DD	12	17072N
MF-4800						
Cummins V8-903 Diesel	1984-80	Delco System	DR	DD	12	3974N
MF-4840						
Cummins V8-903 Diesel	1986-78	Delco System	DR	DD	12	3974N
MF-4880						
Cummins V8-903 Diesel	1986-78	Delco System	DR	DD	12	3974N
MF-4900						
Cummins V8-903 Diesel	1986-78	Delco System	DR	DD	12	3974N
MF565						
Perkins A4-236	1982-76	Iskra / Lucas DD	LU	DD	12	17645N
Perkins AT6-354-4		Iskra / Lucas DD	LU	DD	12	17645N
MF-6140						
Perkins 1004.4 Diesel	1998-95	Lucas System	LU	DD	12	17072N

STARTERS

ENGINE	YEAR	APPLICATION	Mfg	Type	Volt	PART NUMBER
MASSEY FERGUSON - Agricultural Tractor (Cont'd)						
MF-6150						
Perkins 4-244 Diesel	1998-95	Lucas System	LU	DD	12	17072N
MF-6170						
Perkins 6-365 Diesel	1998-95	Lucas System	LU	DD	12	17649N
MF-6180						
Perkins 6-365 Diesel	1998-95	Lucas System	LU	DD	12	17649N
MF-6190						
Perkins 6-365 Diesel	1998-95	Lucas System	LU	DD	12	17649N
MF-6270						
Perkins 1006.6 Diesel	2000-99	Lucas System	LU	DD	12	17649N
MF-6280						
Perkins 1006.6 Diesel	2000-99	Lucas System	LU	DD	12	17649N
MF-6290						
Perkins 1006.6 Diesel	2000-99	Lucas System	LU	DD	12	17649N
MF-65						
All Engines	1964-59	Lucas System	LU	DD	12	17639N
Diesel	1964-58	Lucas DD, 12V / 10T	LU	DD	12	17653N
MF-670						
Perkins 4-236 Diesel	1986-83	Lucas System	LU	DD	12	17072N
MF-690						
Perkins 4-248 Diesel	1986-83	Lucas System	LU	DD	12	17072N
MF-698						
Perkins 4-318 Diesel	1986-83	Lucas System	LU	DD	12	17072N
MF-698T						
Perkins 4-318 Diesel	1986-83	Lucas System	LU	DD	12	17072N
MF-699						
Perkins 6-354 Diesel	1986-84	Lucas System	LU	DD	12	17072N
MF-702						
All Engines	1962-59	Optional	LU	DD	12	17639N
All Engines		Standard	LU	DD	12	16664N
Perkins Diesel		Lucas DD, 12V / 10T	LU	DD	12	17653N
MF-8120						
Perkins 6-365 Diesel	1998-95	Lucas System	LU	DD	12	17649N
MF-8140						
Valment 6-403 Diesel	1998-95	Lucas System	LU	DD	12	17649N
MF-8150						
Valment 6-403 Diesel	1998-95	Lucas System	LU	DD	12	17649N
MF-8160						
Valment 6-451 Diesel	1998-95	Lucas System	LU	DD	12	17649N
MF-8210						
Perkins 1006.6 Diesel	2000-99	Lucas System	LU	DD	12	17649N
MF-8220						
Perkins 1006.6 Diesel	2000-99	Lucas System	LU	DD	12	17649N

STARTERS

STARTERS

ENGINE	YEAR	APPLICATION	Mfg	Type	Volt	PART NUMBER
MASSEY FERGUSON - Agricultural Tractor (Cont'd)						
MF-8240						
Valment 6-403 Diesel	2000-99	Lucas System	LU	DD	12	17649N
MF-8250						
Valment 6-451 Diesel	2000-99	Lucas System	LU	DD	12	17649N
MF 231						
Perkins D3.152 Dsl.	2003-89	Lucas DD, 12V / 10T	LU	DD	12	17653N
MF 263						
Various	2005-93	Lucas DD, 12V / 10T	LU	DD	12	17653N
MASSEY FERGUSON - Combine						
MF-205 / MF-205SP						
Chrysler H-170	1972-66	Lucas System	LU	DD	12	17639N
MF-506						
All Engines	1971-	Lucas System	LU	DD	12	17072N
MF-520						
All Engines	1979-71	Lucas System	LU	DD	12	17072N
MF-525						
All Engines	1979-71	Lucas System	LU	DD	12	17072N
MF-540						
Perkins A4-318 Diesel	1982-78	Delco System	DR	DD	12	6410N-PT
MF-620						
All Engines	1972-71	Lucas System	LU	DD	12	17072N
MF-625						
All Engines	1972-71	Lucas System	LU	DD	12	17072N
MF-750						
Perkins A6-354 Diesel	1982-74	Delco System	DR	DD	12	6410N-PT
Perkins A6-372 Diesel		Delco System	DR	DD	12	6410N-PT
MF-760						
Perkins A6-354 Diesel	1982-74	Delco System	DR	DD	12	6410N-PT
MF-850						
Perkins AT6-354	1990-81	Delco System	DR	DD	12	6410N-PT
MF-855						
Perkins AT6-354	1990-81	Delco System	DR	DD	12	6410N-PT
MF-8560						
Perkins AT6-360	1987-86	Delco 42MT	DR	42MT	12	6371N
MF-8570						
Cummins 6-505	1994-90	Delco System	DR	DD	12	6518N
MF-8590						
Various Eng.	1992-85	Delco 42MT	DR	42MT	12	6371N
MF-860						
Perkins AT6-354	1985-81	Delco System	DR	DD	12	6410N-PT
Perkins AV8-540	1990-86	Delco 42MT	DR	42MT	12	6371N
MF-865						
Perkins AT6-354	1985-81	Delco System	DR	DD	12	6410N-PT
Perkins AV8-540	1990-86	Delco 42MT	DR	42MT	12	6371N

STARTERS

ENGINE	YEAR	APPLICATION	Mfg	Type	Volt	PART NUMBER
MASSEY FERGUSON - Combine (Cont'd)						
MF-9720						
DD 8-640 Diesel	1993-87	Delco 42MT	DR	42MT	12	6371N
MF-9790						
Cummins QSL, 8.9L	2006-03	Delco 42MT	DR	42MT	12	6371N
MASSEY FERGUSON - Crawlers						
MF-124C						
Perkins Engines	1973-69	Lucas System	LU	DD	12	17644N
MF-144C						
Perkins Engines	1973-69	Lucas System	LU	DD	12	17644N
MF-200						
Perkins AD3-152 Diesel	1977-72	Delco System	DR	OSGR	12	6572N
Perkins Diesel	1983-78	Lucas DD, 12V / 10T	LU	DD	12	17653N
MF-2244						
Perkins 3-152 Diesel	1971-66	Delco System	DR	OSGR	12	6572N
MF-3366						
Perkins 4-300 Diesel	1970-67	Delco System	DR	DD	12	6410N-PT
Perkins 4-302 Diesel	1971	Delco System	DR	DD	12	6410N-PT
Perkins A4-318 Diesel	1975-72	Delco System	DR	DD	12	6410N-PT
MF-400						
Perkins A6-354 Diesel	1977-72	Delco System	DR	DD	12	6410N-PT
MASSEY FERGUSON - Excavator						
MF-450						
Perkins A6-354 Diesel	1977-71	Delco System	DR	DD	12	6410N-PT
Perkins A6-354 Diesel		Lucas System	LU	DD	12	17649N
MASSEY FERGUSON - Industrial Tractor						
MF-203						
All Engines	1968-64	Lucas System	LU	DD	12	17639N
Diesel		Lucas DD, 12V / 10T	LU	DD	12	17653N
MF-205						
All Engines	1968-64	Lucas System	LU	DD	12	17639N
Chrysler H-170 Gas	1971-66	Lucas DD, 12V / 10T	LU	DD	12	17653N
Diesel	1968-64	Lucas DD, 12V / 10T	LU	DD	12	17653N
MF-20B						
Perkins AD3-152 Diesel	1981-70	Lucas System	LU	DD	12	17639N
Perkins Diesel		Lucas DD, 12V / 10T	LU	DD	12	17653N
MF-20C						
Perkins AD3-152 Diesel	1981-78	Delco System	DR	OSGR	12	6576N
MF-20D						
Perkins Diesel	1985-84	Lucas DD, 12V / 10T	LU	DD	12	17653N
MF-20E						
Perkins Diesel	1986-84	Lucas DD, 12V / 10T	LU	DD	12	17653N
Perkins Diesel Engines	1986-83	Lucas System	LU	DD	12	17639N
MF-20F						
Perkins Diesel	1994-85	Lucas DD, 12V / 10T	LU	DD	12	17653N

STARTERS

STARTERS

ENGINE	YEAR	APPLICATION	Mfg	Type	Volt	PART NUMBER
MASSEY FERGUSON - Industrial Tractor (Cont'd)						
MF-20F (Cont'd)						
Perkins Diesel Engines		Lucas System	LU	DD	12	17639N
MF-20U						
Perkins AD3-152 Diesel	1981-76	Delco System	DR	OSGR	12	6576N
MF-2135						
All Engines	1968-64	Lucas System	LU	DD	12	17639N
Diesel	1969-67	Lucas DD, 12V / 10T	LU	DD	12	17653N
Perkins AD3-152 Diesel	1970-66	Lucas System	LU	DD	12	17639N
Perkins D3.152 Dsl.	1970-67	Lucas DD, 12V / 10T	LU	DD	12	17653N
MF-2203						
All Engines	1969-68	Lucas System	LU	DD	12	17639N
Various		Lucas DD, 12V / 10T	LU	DD	12	17653N
MF-2205						
All Engines	1969-68	Lucas System	LU	DD	12	17639N
Various		Lucas DD, 12V / 10T	LU	DD	12	17653N
MF-2500						
Perkins 3-152 Diesel	1974-73	Delco System	DR	OSGR	12	6576N
Perkins AD3-152 Diesel	1973-72	Delco System	DR	DD	12	6410N-PT
MF-30						
All Engines	1969-	Iskra / Lucas DD	LU	DD	12	17645N
Perkins AD4-203 Diesel	1975-73	Delco System	DR	OSGR	12	6576N
MF-300						
All Engines	1977-66	Delco System	DR	DD	12	6410N-PT
Perkins A4-248 Diesel	1977-71	Delco System	DR	DD	12	6410N-PT
MF-30B						
Perkins AD3-152 Diesel	1981	Delco System	DR	OSGR	12	6576N
Perkins AD3-152 Diesel	1980-78	Delco System	DR	OSGR	12	6576N
MF-30D						
Perkins Diesel Engines	1986-82	Lucas System	LU	DD	12	17072N
MF-30E						
Perkins Diesel	1992-82	Lucas DD, 12V / 10T	LU	DD	12	17653N
Perkins Diesel Engines	1992-83	Lucas System	LU	DD	12	17639N
MF-3303						
All Engines	1969-68	Lucas System	LU	DD	12	17639N
Various		Lucas DD, 12V / 10T	LU	DD	12	17653N
MF-3305						
All Engines	1969-68	Lucas System	LU	DD	12	17639N
Various		Lucas DD, 12V / 10T	LU	DD	12	17653N
MF-350						
Perkins A4-302 Diesel	1976-71	Delco System	DR	DD	12	6410N-PT
MF-40						
All Engines	1971-70	Lucas System	LU	DD	12	17639N
Perkins AD3-152 Diesel	1975-73	Delco System	DR	OSGR	12	6576N
Perkins D3.152 Dsl.	1971-70	Lucas DD, 12V / 10T	LU	DD	12	17653N
Various		Lucas DD, 12V / 10T	LU	DD	12	17653N
MF-40B						
Perkins AD4-203 Diesel	1981-76	Delco System	DR	OSGR	12	6576N

STARTERS

ENGINE	YEAR	APPLICATION	Mfg	Type	Volt	PART NUMBER
MASSEY FERGUSON - Industrial Tractor (Cont'd)						
MF-40U						
Perkins AD3-152 Diesel	1977-76	Delco System	DR	OSGR	12	6576N
MF-45U						
Perkins AD4-203 Diesel	1977-76	Delco System	DR	OSGR	12	6576N
MF-50						
All Engines	1971-70	Lucas System	LU	DD	12	16984N
Perkins A4-212	1973-	Iskra / Lucas DD	LU	DD	12	17645N
Perkins AD4-203 Diesel	1975-73	Delco System	DR	OSGR	12	6576N
Perkins AD4-203 Diesel		Lucas System	LU	DD	12	17072N
Perkins AD4-203 Diesel	1973-	Iskra / Lucas DD	LU	DD	12	17645N
MF-50C						
Perkins AD4-236 Diesel	1981	Delco System	DR	OSGR	12	6576N
Perkins AD4-236 Diesel	1980-78	Delco System	DR	OSGR	12	6576N
MF-50E						
Perkins A4-248 Diesel	1994-88	Delco System	DR	OSGR	12	6576N
Perkins A4-248 Diesel	1994-83	Lucas System	LU	DD	12	17072N
MF-510						
Perkins A6-354 Diesel	1977-67	Delco System	DR	DD	12	6410N-PT
MF-550						
All Engines	1981-76	Lucas System	LU	DD	12	17639N
Perkins A6-354 Diesel	1985-78	Delco System	DR	DD	12	6410N-PT
Various	1981-76	Lucas DD, 12V / 10T	LU	DD	12	17653N
MF-60						
Perkins A4-248 Diesel	1982-79	Optional	DR	OSGR	12	6576N
Perkins A4-248 Diesel	1982-78	Standard	DR	DD	12	6410N-PT
Perkins A4-248 Diesel	1978	Optional	DR	OSGR	12	6576N
Perkins A4-248 Diesel	1977	Delco System	DR	DD	12	6410N-PT
MF-6000						
Perkins 4-236 Diesel	1975-74	Delco System	DR	OSGR	12	6576N
Perkins AD4-236 Diesel	1974	Delco System	DR	OSGR	12	6576N
MF-60B						
Perkins A4-248 Diesel	1982-81	Optional	DR	OSGR	12	6576N
Perkins A4-248 Diesel		Standard	DR	DD	12	6410N-PT
MF-60C						
Perkins A4-248 Diesel	1980-79	Optional	DR	OSGR	12	6576N
Perkins A4-248 Diesel		Standard	DR	DD	12	6410N-PT
MF-60E						
Perkins Diesel Engines	1992-89	Delco System	DR	OSGR	12	6576N
Perkins Diesel Engines	1988-86	Delco System	DR	OSGR	12	6576N
MF-70						
Perkins AD4-318 Diesel	1978-70	Delco System	DR	DD	12	6410N-PT
MF-80						
Perkins A6-354 Diesel	1978-71	Delco System	DR	DD	12	6410N-PT
MASSEY FERGUSON - Lift Truck						
MF-2200						
Perkins AD3-152 Diesel	1977-73	Delco System	DR	OSGR	12	6576N

STARTERS

STARTERS

ENGINE	YEAR	APPLICATION	Mfg	Type	Volt	PART NUMBER
MASSEY FERGUSON - Lift Truck (Cont'd)						
MF-6500						
Perkins A4-212	1973-	Iskra / Lucas DD	LU	DD	12	17645N
Perkins AD4-236 Diesel	1980-75	Delco System	DR	OSGR	12	6576N
MF-9500						
All Engines	1980-73	Lucas System	LU	DD	12	17072N
MASSEY FERGUSON - Loader						
MF-11 Wheel Loader						
Perkins A4-248 Diesel	1977-71	Delco System	DR	DD	12	6410N-PT
MF-31 Wheel Loader						
Perkins AD4-236 Diesel	1977-76	Delco System	DR	OSGR	12	6576N
MF-33 Wheel Loader						
Perkins A4-248 Diesel	1977-76	Delco System	DR	DD	12	6410N-PT
Perkins A4-248 Diesel	1975-67	Delco System	DR	DD	12	6410N-PT
Perkins A6-354 Diesel	1977-74	Delco System	DR	DD	12	6410N-PT
MF-44 Wheel Loader						
Perkins A6-354 Diesel	1977-67	Delco System	DR	DD	12	6410N-PT
MF-60 Back Hoe						
Perkins 4-236 Diesel	1982-81	Optional	DR	OSGR	12	6576N
Perkins 4-236 Diesel		Standard	DR	DD	12	6410N-PT
Perkins 4-236 Diesel	1980-77	Delco System	DR	DD	12	6410N-PT
MF-66 Wheel Loader						
CS-464 Diesel	1977-72	Delco System	DR	DD	24	3745N
DD 6V-53 Diesel		Delco System	DR	DD	24	3945N
MF-77 Wheel Loader						
Cummins N-855	1975-72	Delco System	DR	DD	24	3745N
MF-88 Wheel Loader						
Cummins 855 Diesel	1977-72	Delco System	DR	DD	24	3745N
DD 8V-71 Diesel		Delco System	DR	DD	24	3745N
MASSEY FERGUSON - Skidder						
MF-220 Log Skidder						
Perkins A4-248 Diesel	1975-72	Delco System	DR	DD	12	6410N-PT
Perkins A4-302 Diesel	1971-70	Delco System	DR	DD	12	6410N-PT
MASSEY FERGUSON - Windrower						
MF-20						
All Engines	1971-70	Lucas System	LU	DD	12	17639N
Perkins AD3-152 Diesel	1975-73	Delco System	DR	OSGR	12	6576N
Perkins D3.152 Dsl.	1971-70	Lucas DD, 12V / 10T	LU	DD	12	17653N
MF220II						
Perkins 4.2L Dsl.	2006-96	Bosch DD	BO	DD	12	18387N
MF220XL						
Various Eng.	2006-99	Bosch DD	BO	DD	12	18387N
MF9220						
Cummins B, 3.3L	2006-04	Denso OSGR, 12V / 9T	ND	OSGR	12	18981N

STARTERS

ENGINE	YEAR	APPLICATION	Mfg	Type	Volt	PART NUMBER
MELROE SPRA COUPE - Sprayer						
3440						
Perkins 4 Cyl. Diesel	All	Denso System	ND	OSGR	12	17458N
3640						
Perkins 4 Cyl. Diesel	All	Denso System	ND	OSGR	12	17458N
4440						
Perkins 4 Cyl. Diesel	All	Denso System	ND	OSGR	12	17458N
4640						
Perkins 4 Cyl. Diesel	All	Denso System	ND	OSGR	12	17458N
MERCEDES-BENZ - Heavy Duty						
L 1319						
OM355, 11.6L, Mercedes Dsl.	1987-76	Bosch System, 6.6 kw / 24V	BO	DD	24	16372N
L 1320						
OM355, 11.6L, Mercedes Dsl.	2006-88	Bosch System, 6.6 kw / 24V	BO	DD	24	16372N
L 1418						
OM355, 11.6L, Mercedes Dsl.	2006-78	Bosch System, 6.6 kw / 24V	BO	DD	24	16372N
L 1419						
OM355, 11.6L, Mercedes Dsl.	1996-76	Bosch System, 6.6 kw / 24V	BO	DD	24	16372N
MILLER APPLICATIONS TECHNOLOGY - Sprayer						
Nitro						
6B5.9L Cummins Diesel	2003-98	All	DR	OSGR	12	6573N
Nitro 200						
6BTA5.9L Cummins Diesel	2004-01	All	DR	OSGR	12	6573N
Nitro 2200T STD						
6BTA5.9L Cummins Diesel	2008-03	Wet Clutch	ND	OSGR	12	18936N
MINNEAPOLIS MOLINE - Lift Truck						
MA-20						
Waukesha FC-133	1969-68	Delco System	DR	DD	12	4388N
MA-30						
Continental F-163	1968	Delco System	DR	DD	12	4234N
MA-40						
Continental F-163	1968	Delco System	DR	DD	12	4234N
MA-50						
Continental F-163	1968	Delco System	DR	DD	12	4234N
Stand Up Lift Truck						
Wisconsin VH-4D	1965	Delco System	DR	DD	12	6706N

STARTERS

STARTERS

ENGINE	YEAR	APPLICATION	Mfg	Type	Volt	PART NUMBER
MITSUBISHI - Engine Industrial						
K3M						
K3M-61EM	1982-	Mitsubishi System	MI	PLGR	12	17096N
K4E						
K4E-61EM	1982-	Mitsubishi System	MI	PLGR	12	17096N
K4E-61SM		Mitsubishi System	MI	PLGR	12	17096N
K4E-61TM		Mitsubishi System	MI	PLGR	12	17096N
K4M						
K4M-D61SS	All	Mitsubishi System	MI	PLGR	12	17096N
KE70						
Various Models	All	Mit. DD	MI	DD	12	18097N
KE75						
Various Models	All	Mit. DD	MI	DD	12	18097N
MITSUBISHI - Lift Truck						
FD-10						
All Engines	All	Mitsubishi System	MI	PLGR	24	18245N
FD-14						
All Engines	All	Mitsubishi System	MI	PLGR	24	18245N
FD-15						
All Engines	All	Mitsubishi System	MI	PLGR	24	18245N
FD-15T						
All Engines	All	Mitsubishi System	MI	PLGR	24	18245N
FD-20						
Mitsubishi S4E / S4S	All	12 Volt System	MI	OSGR	12	18163N
Mitsubishi S4E / S4S		24 Volt (Opt.)	MI	OSGR	24	18239N
Mitsubishi S4E / S4S		24 Volt (Std.)	MI	PLGR	24	18245N
FD-20B-D						
Mitsubishi S4E / S4S	All	12 Volt System	MI	OSGR	12	18163N
Mitsubishi S4E / S4S		24 Volt (Opt.)	MI	OSGR	24	18239N
Mitsubishi S4E / S4S		24 Volt (Std.)	MI	PLGR	24	18245N
FD-20B-DS						
Mitsubishi S4E / S4S	All	12 Volt System	MI	OSGR	12	18163N
Mitsubishi S4E / S4S		24 Volt (Opt.)	MI	OSGR	24	18239N
Mitsubishi S4E / S4S		24 Volt (Std.)	MI	PLGR	24	18245N
FD-20D						
Mitsubishi S4E / S4S	All	12 Volt System	MI	OSGR	12	18163N
Mitsubishi S4E / S4S		24 Volt (Opt.)	MI	OSGR	24	18239N
Mitsubishi S4E / S4S		24 Volt (Std.)	MI	PLGR	24	18245N
FD-25						
Mitsubishi S4E / S4S	All	12 Volt System	MI	OSGR	12	18163N
Mitsubishi S4E / S4S		24 Volt (Opt.)	MI	OSGR	24	18239N
Mitsubishi S4E / S4S		24 Volt (Std.)	MI	PLGR	24	18245N
FD-25B-D						
Mitsubishi S4E / S4S	All	12 Volt System	MI	OSGR	12	18163N
Mitsubishi S4E / S4S		24 Volt (Opt.)	MI	OSGR	24	18239N
Mitsubishi S4E / S4S		24 Volt (Std.)	MI	PLGR	24	18245N
FD-25B-DS						
Mitsubishi S4E / S4S	All	12 Volt System	MI	OSGR	12	18163N

STARTERS

ENGINE	YEAR	APPLICATION	Mfg	Type	Volt	PART NUMBER
MITSUBISHI - Lift Truck (Cont'd)						
FD-25B-DS (Cont'd)						
Mitsubishi S4E / S4S		24 Volt (Opt.)	MI	OSGR	24	18239N
Mitsubishi S4E / S4S		24 Volt (Std.)	MI	PLGR	24	18245N
FD-25D						
Mitsubishi S4E / S4S	All	12 Volt System	MI	OSGR	12	18163N
Mitsubishi S4E / S4S		24 Volt (Opt.)	MI	OSGR	24	18239N
Mitsubishi S4E / S4S		24 Volt (Std.)	MI	PLGR	24	18245N
FD-25DS						
Mitsubishi S4E / S4S	All	12 Volt System	MI	OSGR	12	18163N
Mitsubishi S4E / S4S		24 Volt (Opt.)	MI	OSGR	24	18239N
Mitsubishi S4E / S4S		24 Volt (Std.)	MI	PLGR	24	18245N
FD-25T						
Mitsubishi S4E / S4S	All	12 Volt System	MI	OSGR	12	18163N
Mitsubishi S4E / S4S		24 Volt (Opt.)	MI	OSGR	24	18239N
Mitsubishi S4E / S4S		24 Volt (Std.)	MI	PLGR	24	18245N
FD-30						
Mitsubishi S4E / S4S	All	24 Volt (Opt.)	MI	OSGR	24	18239N
Mitsubishi S4E / S4S		24 Volt (Std.)	MI	PLGR	24	18245N
FD-30B-D						
Mitsubishi S4E / S4S	All	24 Volt (Opt.)	MI	OSGR	24	18239N
Mitsubishi S4E / S4S		24 Volt (Std.)	MI	PLGR	24	18245N
FD-30B-DS						
Mitsubishi S4E / S4S	All	24 Volt (Opt.)	MI	OSGR	24	18239N
Mitsubishi S4E / S4S		24 Volt (Std.)	MI	PLGR	24	18245N
FD-30D						
Mitsubishi S4E / S4S	All	24 Volt (Opt.)	MI	OSGR	24	18239N
Mitsubishi S4E / S4S		24 Volt (Std.)	MI	PLGR	24	18245N
FD-30DS						
Mitsubishi S4E / S4S	All	24 Volt (Opt.)	MI	OSGR	24	18239N
Mitsubishi S4E / S4S		24 Volt (Std.)	MI	PLGR	24	18245N
FD-30T						
Mitsubishi S4E / S4S	All	24 Volt (Opt.)	MI	OSGR	24	18239N
Mitsubishi S4E / S4S		24 Volt (Std.)	MI	PLGR	24	18245N
FD-35A						
Mitsubishi S4E / S4S	All	12 Volt System	MI	OSGR	12	18163N
Mitsubishi S4E / S4S		24 Volt (Opt.)	MI	OSGR	24	18239N
Mitsubishi S4E / S4S		24 Volt (Std.)	MI	PLGR	24	18245N
FD-35AB-D						
Mitsubishi S4E / S4S	All	12 Volt System	MI	OSGR	12	18163N
Mitsubishi S4E / S4S		24 Volt (Opt.)	MI	OSGR	24	18239N
Mitsubishi S4E / S4S		24 Volt (Std.)	MI	PLGR	24	18245N
FD-35A-D						
Mitsubishi S4E / S4S	All	12 Volt System	MI	OSGR	12	18163N
Mitsubishi S4E / S4S		24 Volt (Opt.)	MI	OSGR	24	18239N
Mitsubishi S4E / S4S		24 Volt (Std.)	MI	PLGR	24	18245N
FD-35AT						
Mitsubishi S4E / S4S	All	12 Volt System	MI	OSGR	12	18163N
Mitsubishi S4E / S4S		24 Volt (Opt.)	MI	OSGR	24	18239N
Mitsubishi S4E / S4S		24 Volt (Std.)	MI	PLGR	24	18245N

STARTERS

ENGINE	YEAR	APPLICATION	Mfg	Type	Volt	PART NUMBER
MITSUBISHI - Lift Truck (Cont'd)						
FD-35D						
Mitsubishi S6E / S6S	All	24 Volt (Opt.)	MI	OSGR	24	18239N
FD-35D2						
Mitsubishi S6E / S6S	All	24 Volt (Opt.)	MI	OSGR	24	18239N
FD-35DS						
Mitsubishi S6E / S6S	All	24 Volt (Opt.)	MI	OSGR	24	18239N
FD-38						
Mitsubishi S6E / S6S	All	24 Volt (Opt.)	MI	OSGR	24	18239N
FD-40D						
Mitsubishi S6E / S6S	All	24 Volt (Opt.)	MI	OSGR	24	18239N
FD-40D2						
Mitsubishi S6E / S6S	All	24 Volt (Opt.)	MI	OSGR	24	18239N
FD-45D						
Mitsubishi S6E / S6S	All	24 Volt (Opt.)	MI	OSGR	24	18239N
FD-45D2						
Mitsubishi S6E / S6S	All	24 Volt (Opt.)	MI	OSGR	24	18239N
FD-50C						
Mitsubishi S6E / S6S	All	24 Volt (Opt.)	MI	OSGR	24	18239N
FD-50C-D						
Mitsubishi S6E / S6S	All	24 Volt (Opt.)	MI	OSGR	24	18239N
FDC-20-D						
Mitsubishi S4E	All	24 Volt (Std.)	MI	PLGR	24	18245N
FDC-25-D						
Mitsubishi S4E	All	24 Volt (Std.)	MI	PLGR	24	18245N
FG-10						
4G33 Engine	1979-	Dry Clutch (Opt.)	MI	OSGR	12	17110N
4G33 Engine		Dry Clutch (Std.)	MI	DD	12	16793
FG-14						
4G33 Engine	1979-	Dry Clutch (Opt.)	MI	OSGR	12	17110N
4G33 Engine		Dry Clutch (Std.)	MI	DD	12	16793
FG-15						
4G33 Engine	1979-	Dry Clutch (Opt.)	MI	OSGR	12	17110N
4G33 Engine		Dry Clutch (Std.)	MI	DD	12	16793
FG-15B-G						
4G33 Engine	1979-	Dry Clutch (Opt.)	MI	OSGR	12	17110N
4G33 Engine		Dry Clutch (Std.)	MI	DD	12	16793
FG-15B-GLP						
4G33 Engine	1979-	Dry Clutch (Opt.)	MI	OSGR	12	17110N
4G33 Engine		Dry Clutch (Std.)	MI	DD	12	16793
FG-15B-LP						
4G33 Engine	1979-	Dry Clutch (Opt.)	MI	OSGR	12	17110N
4G33 Engine		Dry Clutch (Std.)	MI	DD	12	16793
FG-15B-LPS						
4G33 Engine	1979-	Dry Clutch (Opt.)	MI	OSGR	12	17110N
4G33 Engine		Dry Clutch (Std.)	MI	DD	12	16793

STARTERS

ENGINE	YEAR	APPLICATION	Mfg	Type	Volt	PART NUMBER
MITSUBISHI - Lift Truck (Cont'd)						
FG-15G						
4G33 Engine	1979-	Dry Clutch (Opt.)	MI	OSGR	12	17110N
4G33 Engine		Dry Clutch (Std.)	MI	DD	12	16793
FG-15G-LP						
4G33 Engine	1979-	Dry Clutch (Opt.)	MI	OSGR	12	17110N
4G33 Engine		Dry Clutch (Std.)	MI	DD	12	16793
FG-15G-LPS						
4G33 Engine	1979-	Dry Clutch (Opt.)	MI	OSGR	12	17110N
4G33 Engine		Dry Clutch (Std.)	MI	DD	12	16793
FG15N						
Mit. K21 Eng.	2009-04	Mit. PMGR	MI	PMGR	12	18973N
FG-15T						
4G33 Engine	1979-	Dry Clutch (Opt.)	MI	OSGR	12	17110N
4G33 Engine		Dry Clutch (Std.)	MI	DD	12	16793
FG15ZN						
Mit. K15 Eng.	2009-04	Mit. PMGR	MI	PMGR	12	18973N
FG-18B-G						
4G33 Engine	1979-	Dry Clutch (Opt.)	MI	OSGR	12	17110N
4G33 Engine		Dry Clutch (Std.)	MI	DD	12	16793
FG-18B-GLP						
4G33 Engine	1979-	Dry Clutch (Opt.)	MI	OSGR	12	17110N
4G33 Engine		Dry Clutch (Std.)	MI	DD	12	16793
FG-18B-LP						
4G33 Engine	1979-	Dry Clutch (Opt.)	MI	OSGR	12	17110N
4G33 Engine		Dry Clutch (Std.)	MI	DD	12	16793
FG-18B-LPS						
4G33 Engine	1979-	Dry Clutch (Opt.)	MI	OSGR	12	17110N
4G33 Engine		Dry Clutch (Std.)	MI	DD	12	16793
FG-18G						
4G33 Engine	1979-	Dry Clutch (Opt.)	MI	OSGR	12	17110N
4G33 Engine		Dry Clutch (Std.)	MI	DD	12	16793
FG-18GS						
4G33 Engine	1979-	Dry Clutch (Opt.)	MI	OSGR	12	17110N
4G33 Engine		Dry Clutch (Std.)	MI	DD	12	16793
FG-18LP						
4G33 Engine	1979-	Dry Clutch (Opt.)	MI	OSGR	12	17110N
4G33 Engine		Dry Clutch (Std.)	MI	DD	12	16793
FG-18LPS						
4G33 Engine	1979-	Dry Clutch (Opt.)	MI	OSGR	12	17110N
4G33 Engine		Dry Clutch (Std.)	MI	DD	12	16793
FG-18LT						
4G33 Engine	1979-	Dry Clutch (Opt.)	MI	OSGR	12	17110N
4G33 Engine		Dry Clutch (Std.)	MI	DD	12	16793
FG18N						
Mit. K21 Eng.	2009-04	Mit. PMGR	MI	PMGR	12	18973N
FG18ZN						
Mit. K15 Eng.	2009-04	Mit. PMGR	MI	PMGR	12	18973N

STARTERS

STARTERS

ENGINE	YEAR	APPLICATION	Mfg	Type	Volt	PART NUMBER
MITSUBISHI - Lift Truck (Cont'd)						
FG-20						
4G52 / 4G64 Engines	1986-	Mitsubishi System	MI	OSGR	12	17110N
4G52 / 4G64 Engines	1985-77	Dry Clutch	MI	DD	12	16793
FG-20B-G						
4G52 / 4G64 Engines	1986-	Mitsubishi System	MI	OSGR	12	17110N
4G52 / 4G64 Engines	1985-77	Dry Clutch	MI	DD	12	16793
FG-20B-G-HP						
4G52 / 4G64 Engines	1986-	Mitsubishi System	MI	OSGR	12	17110N
FG-20B-GLP						
4G52 / 4G64 Engines	1986-	Mitsubishi System	MI	OSGR	12	17110N
4G52 / 4G64 Engines	1985-77	Dry Clutch	MI	DD	12	16793
FG-20B-GLP-HP						
4G52 / 4G64 Engines	1986-	Mitsubishi System	MI	OSGR	12	17110N
FG-20B-GS						
4G52 / 4G64 Engines	1986-	Mitsubishi System	MI	OSGR	12	17110N
4G52 / 4G64 Engines	1985-77	Dry Clutch	MI	DD	12	16793
FG-20B-LP						
4G52 / 4G64 Engines	1986-	Mitsubishi System	MI	OSGR	12	17110N
4G52 / 4G64 Engines	1985-77	Dry Clutch	MI	DD	12	16793
FG-20B-LP-HP						
4G52 / 4G64 Engines	1986-	Mitsubishi System	MI	OSGR	12	17110N
FG-20B-LPS						
4G52 / 4G64 Engines	1986-	Mitsubishi System	MI	OSGR	12	17110N
4G52 / 4G64 Engines	1985-77	Dry Clutch	MI	DD	12	16793
FG-20G						
4G52 / 4G64 Engines	1986-	Mitsubishi System	MI	OSGR	12	17110N
4G52 / 4G64 Engines	1985-77	Dry Clutch	MI	DD	12	16793
FG-20GS						
4G52 / 4G64 Engines	1986-	Mitsubishi System	MI	OSGR	12	17110N
4G52 / 4G64 Engines	1985-77	Dry Clutch	MI	DD	12	16793
FG-20HP						
4G52 / 4G64 Engines	1986-	Mitsubishi System	MI	OSGR	12	17110N
FG-20LP						
4G52 / 4G64 Engines	1986-	Mitsubishi System	MI	OSGR	12	17110N
4G52 / 4G64 Engines	1985-77	Dry Clutch	MI	DD	12	16793
FG-20LPS						
4G52 / 4G64 Engines	1986-	Mitsubishi System	MI	OSGR	12	17110N
4G52 / 4G64 Engines	1985-77	Dry Clutch	MI	DD	12	16793
FG20N						
Mit. K21 Eng.	2009-04	Mit. PMGR	MI	PMGR	12	18973N
FG20N-HO						
Mit. K25 Eng.	2009-07	Mit. PMGR	MI	PMGR	12	18973N
FG-20T						
4G52 / 4G64 Engines	1986-	Mitsubishi System	MI	OSGR	12	17110N
4G52 / 4G64 Engines	1985-77	Dry Clutch	MI	DD	12	16793
FG-25						
4G52 / 4G64 Engines	1986-	Mitsubishi System	MI	OSGR	12	17110N

STARTERS

ENGINE	YEAR	APPLICATION	Mfg	Type	Volt	PART NUMBER
MITSUBISHI - Lift Truck (Cont'd)						
FG-25 (Cont'd)						
4G52 / 4G64 Engines	1985-77	Dry Clutch	MI	DD	12	16793
FG-25B-G						
4G52 / 4G64 Engines	1986-	Mitsubishi System	MI	OSGR	12	17110N
4G52 / 4G64 Engines	1985-77	Dry Clutch	MI	DD	12	16793
FG-25B-G-HP						
4G52 / 4G64 Engines	1986-	Mitsubishi System	MI	OSGR	12	17110N
FG-25B-GLP						
4G52 / 4G64 Engines	1986-	Mitsubishi System	MI	OSGR	12	17110N
4G52 / 4G64 Engines	1985-77	Dry Clutch	MI	DD	12	16793
FG-25B-GLP-HP						
4G52 / 4G64 Engines	1986-	Mitsubishi System	MI	OSGR	12	17110N
FG-25B-GS						
4G52 / 4G64 Engines	1986-	Mitsubishi System	MI	OSGR	12	17110N
4G52 / 4G64 Engines	1985-77	Dry Clutch	MI	DD	12	16793
FG-25B-LP						
4G52 / 4G64 Engines	1986-	Mitsubishi System	MI	OSGR	12	17110N
4G52 / 4G64 Engines	1985-77	Dry Clutch	MI	DD	12	16793
FG-25B-LP-HP						
4G52 / 4G64 Engines	1986-	Mitsubishi System	MI	OSGR	12	17110N
FG-25B-LPS						
4G52 / 4G64 Engines	1986-	Mitsubishi System	MI	OSGR	12	17110N
4G52 / 4G64 Engines	1985-77	Dry Clutch	MI	DD	12	16793
FG-25B-LPS-HP						
4G52 / 4G64 Engines	1986-	Mitsubishi System	MI	OSGR	12	17110N
FG-25G						
4G52 / 4G64 Engines	1986-	Mitsubishi System	MI	OSGR	12	17110N
4G52 / 4G64 Engines	1985-77	Dry Clutch	MI	DD	12	16793
FG-25GLP						
4G52 / 4G64 Engines	1986-	Mitsubishi System	MI	OSGR	12	17110N
4G52 / 4G64 Engines	1985-77	Dry Clutch	MI	DD	12	16793
FG-25GS						
4G52 / 4G64 Engines	1986-	Mitsubishi System	MI	OSGR	12	17110N
4G52 / 4G64 Engines	1985-77	Dry Clutch	MI	DD	12	16793
FG-25HP						
4G52 / 4G64 Engines	1986-	Mitsubishi System	MI	OSGR	12	17110N
FG-25LP						
4G52 / 4G64 Engines	1986-	Mitsubishi System	MI	OSGR	12	17110N
4G52 / 4G64 Engines	1985-77	Dry Clutch	MI	DD	12	16793
FG-25LPS						
4G52 / 4G64 Engines	1986-	Mitsubishi System	MI	OSGR	12	17110N
4G52 / 4G64 Engines	1985-77	Dry Clutch	MI	DD	12	16793
FG25N						
Mit. K21 Eng.	2009-04	Mit. PMGR	MI	PMGR	12	18973N
FG25N-HO						
Mit. K25 Eng.	2009-07	Mit. PMGR	MI	PMGR	12	18973N

STARTERS

STARTERS

ENGINE	YEAR	APPLICATION	Mfg	Type	Volt	PART NUMBER
MITSUBISHI - Lift Truck (Cont'd)						
FG-25T						
4G52 / 4G64 Engines	1986-	Mitsubishi System	MI	OSGR	12	17110N
4G52 / 4G64 Engines	1985-77	Dry Clutch	MI	DD	12	16793
FG-30						
AG54 / AG64 Engines	1986-	Mitsubishi System	MI	OSGR	12	17110N
AG54 / AG64 Engines	1985-77	Dry Clutch	MI	DD	12	16793
FG-30B-G						
AG54 / AG64 Engines	1986-	Mitsubishi System	MI	OSGR	12	17110N
AG54 / AG64 Engines	1985-77	Dry Clutch	MI	DD	12	16793
FG-30B-GLP						
AG54 / AG64 Engines	1986-	Mitsubishi System	MI	OSGR	12	17110N
AG54 / AG64 Engines	1985-77	Dry Clutch	MI	DD	12	16793
FG-30B-GS						
AG54 / AG64 Engines	1986-	Mitsubishi System	MI	OSGR	12	17110N
AG54 / AG64 Engines	1985-77	Dry Clutch	MI	DD	12	16793
FG-30B-LP						
AG54 / AG64 Engines	1986-	Mitsubishi System	MI	OSGR	12	17110N
AG54 / AG64 Engines	1985-77	Dry Clutch	MI	DD	12	16793
FG-30B-LPS						
AG54 / AG64 Engines	1986-	Mitsubishi System	MI	OSGR	12	17110N
AG54 / AG64 Engines	1985-77	Dry Clutch	MI	DD	12	16793
FG-30G						
AG54 / AG64 Engines	1986-	Mitsubishi System	MI	OSGR	12	17110N
AG54 / AG64 Engines	1985-77	Dry Clutch	MI	DD	12	16793
FG-30G-LP						
AG54 / AG64 Engines	1986-	Mitsubishi System	MI	OSGR	12	17110N
AG54 / AG64 Engines	1985-77	Dry Clutch	MI	DD	12	16793
FG-30-GS						
AG54 / AG64 Engines	1986-	Mitsubishi System	MI	OSGR	12	17110N
AG54 / AG64 Engines	1985-77	Dry Clutch	MI	DD	12	16793
FG-30-LP						
AG54 / AG64 Engines	1986-	Mitsubishi System	MI	OSGR	12	17110N
AG54 / AG64 Engines	1985-77	Dry Clutch	MI	DD	12	16793
FG-30-LPS						
AG54 / AG64 Engines	1986-	Mitsubishi System	MI	OSGR	12	17110N
AG54 / AG64 Engines	1985-77	Dry Clutch	MI	DD	12	16793
FG-30T						
AG54 / AG64 Engines	1986-	Mitsubishi System	MI	OSGR	12	17110N
AG54 / AG64 Engines	1985-77	Dry Clutch	MI	DD	12	16793
FG33N						
Mit. K25 Eng.	2009-04	Mit. PMGR	MI	PMGR	12	18973N
FG-35						
4G54 Engine	1986-	Mitsubishi System	MI	OSGR	12	17110N
FG-35A						
4G54 Engine	1986-	Mitsubishi System	MI	OSGR	12	17110N
FG-35AB-G						
4G54 Engine	1986-	Mitsubishi System	MI	OSGR	12	17110N

STARTERS

ENGINE	YEAR	APPLICATION	Mfg	Type	Volt	PART NUMBER
MITSUBISHI - Lift Truck (Cont'd)						
FG-35AB-GLP						
4G54 Engine	1986-	Mitsubishi System	MI	OSGR	12	17110N
FG-35AB-LP						
4G54 Engine	1986-	Mitsubishi System	MI	OSGR	12	17110N
FG-35A-G						
4G54 Engine	1986-	Mitsubishi System	MI	OSGR	12	17110N
FG-35A-LP						
4G54 Engine	1986-	Mitsubishi System	MI	OSGR	12	17110N
FG-35A-LPS						
4G54 Engine	1986-	Mitsubishi System	MI	OSGR	12	17110N
FG-35AT						
4G54 Engine	1986-	Mitsubishi System	MI	OSGR	12	17110N
FG-35-G						
4G54 Engine	1986-	Mitsubishi System	MI	OSGR	12	17110N
FG-35-G-2						
4G54 Engine	1986-	Mitsubishi System	MI	OSGR	12	17110N
FG-35-LP						
4G54 Engine	1986-	Mitsubishi System	MI	OSGR	12	17110N
FG-35-LP2						
4G54 Engine	1986-	Mitsubishi System	MI	OSGR	12	17110N
FG-35-LPS						
4G54 Engine	1986-	Mitsubishi System	MI	OSGR	12	17110N
FG40-G						
6G72 Engine	All	OSGR Starter	MI	OSGR	12	17110N
6G72 Engine		PMGR Starter	MI	PMGR	12	17176N
FG40-G2						
6G72 Engine	All	OSGR Starter	MI	OSGR	12	17110N
6G72 Engine		PMGR Starter	MI	PMGR	12	17176N
FG40-LP						
6G72 Engine	All	OSGR Starter	MI	OSGR	12	17110N
6G72 Engine		PMGR Starter	MI	PMGR	12	17176N
FG40-LP2						
6G72 Engine	All	OSGR Starter	MI	OSGR	12	17110N
6G72 Engine		PMGR Starter	MI	PMGR	12	17176N
FG40-LPS						
6G72 Engine	All	OSGR Starter	MI	OSGR	12	17110N
6G72 Engine		PMGR Starter	MI	PMGR	12	17176N
FGC-10						
4G33 Engine	1979-	Dry Clutch (Opt.)	MI	OSGR	12	17110N
4G33 Engine		Dry Clutch (Std.)	MI	DD	12	16793
FGC-10-G						
4G33 Engine	1979-	Dry Clutch (Opt.)	MI	OSGR	12	17110N
4G33 Engine		Dry Clutch (Std.)	MI	DD	12	16793
FGC-10-GS						
4G33 Engine	1979-	Dry Clutch (Opt.)	MI	OSGR	12	17110N
4G33 Engine		Dry Clutch (Std.)	MI	DD	12	16793

STARTERS

STARTERS

ENGINE	YEAR	APPLICATION	Mfg	Type	Volt	PART NUMBER
MITSUBISHI - Lift Truck (Cont'd)						
FGC-10-LP						
4G33 Engine	1979-	Dry Clutch (Opt.)	MI	OSGR	12	17110N
4G33 Engine		Dry Clutch (Std.)	MI	DD	12	16793
FGC-10-LPS						
4G33 Engine	1979-	Dry Clutch (Opt.)	MI	OSGR	12	17110N
4G33 Engine		Dry Clutch (Std.)	MI	DD	12	16793
FGC-15						
4G33 Engine	1979-	Dry Clutch (Opt.)	MI	OSGR	12	17110N
4G33 Engine		Dry Clutch (Std.)	MI	DD	12	16793
FGC-15B-G						
4G33 Engine	1979-	Dry Clutch (Opt.)	MI	OSGR	12	17110N
4G33 Engine		Dry Clutch (Std.)	MI	DD	12	16793
FGC-15B-GLP						
4G33 Engine	1979-	Dry Clutch (Opt.)	MI	OSGR	12	17110N
4G33 Engine		Dry Clutch (Std.)	MI	DD	12	16793
FGC-15B-GS						
4G33 Engine	1979-	Dry Clutch (Opt.)	MI	OSGR	12	17110N
4G33 Engine		Dry Clutch (Std.)	MI	DD	12	16793
FGC-15B-LP						
4G33 Engine	1979-	Dry Clutch (Opt.)	MI	OSGR	12	17110N
4G33 Engine		Dry Clutch (Std.)	MI	DD	12	16793
FGC-15B-LPS						
4G33 Engine	1979-	Dry Clutch (Opt.)	MI	OSGR	12	17110N
4G33 Engine		Dry Clutch (Std.)	MI	DD	12	16793
FGC-15G						
4G33 Engine	1979-	Dry Clutch (Opt.)	MI	OSGR	12	17110N
4G33 Engine		Dry Clutch (Std.)	MI	DD	12	16793
FGC-15G-LP						
4G33 Engine	1979-	Dry Clutch (Opt.)	MI	OSGR	12	17110N
4G33 Engine		Dry Clutch (Std.)	MI	DD	12	16793
FGC-15GS						
4G33 Engine	1979-	Dry Clutch (Opt.)	MI	OSGR	12	17110N
4G33 Engine		Dry Clutch (Std.)	MI	DD	12	16793
FGC-15-LP						
4G33 Engine	1979-	Dry Clutch (Opt.)	MI	OSGR	12	17110N
4G33 Engine		Dry Clutch (Std.)	MI	DD	12	16793
FGC-15-LPS						
4G33 Engine	1979-	Dry Clutch (Opt.)	MI	OSGR	12	17110N
4G33 Engine		Dry Clutch (Std.)	MI	DD	12	16793
FGC15N						
Mit. K21 Eng.	2009-04	Mit. PMGR	MI	PMGR	12	18973N
FGC-15T-LP						
4G33 Engine	1979-	Dry Clutch (Opt.)	MI	OSGR	12	17110N
4G33 Engine		Dry Clutch (Std.)	MI	DD	12	16793
FGC-18						
4G33 Engine	1979-	Dry Clutch (Opt.)	MI	OSGR	12	17110N
4G33 Engine		Dry Clutch (Std.)	MI	DD	12	16793

STARTERS

ENGINE	YEAR	APPLICATION	Mfg	Type	Volt	PART NUMBER
MITSUBISHI - Lift Truck (Cont'd)						
FGC-18B-G						
4G33 Engine	1979-	Dry Clutch (Opt.)	MI	OSGR	12	17110N
4G33 Engine		Dry Clutch (Std.)	MI	DD	12	16793
FGC-18B-GLP						
4G33 Engine	1979-	Dry Clutch (Opt.)	MI	OSGR	12	17110N
4G33 Engine		Dry Clutch (Std.)	MI	DD	12	16793
FGC-18B-LP						
4G33 Engine	1979-	Dry Clutch (Opt.)	MI	OSGR	12	17110N
4G33 Engine		Dry Clutch (Std.)	MI	DD	12	16793
FGC-18B-LPS						
4G33 Engine	1979-	Dry Clutch (Opt.)	MI	OSGR	12	17110N
4G33 Engine		Dry Clutch (Std.)	MI	DD	12	16793
FGC18N						
Mit. K21 Eng.	2009-04	Mit. PMGR	MI	PMGR	12	18973N
FGC-20						
4G52 Engine	1986-	Mitsubishi System	MI	OSGR	12	17110N
4G52 Engine	1985-77	Dry Clutch	MI	DD	12	16793
FGC-20B						
4G52 Engine	1986-	Mitsubishi System	MI	OSGR	12	17110N
4G52 Engine	1985-77	Dry Clutch	MI	DD	12	16793
FGC-20B-G						
4G52 Engine	1986-	Mitsubishi System	MI	OSGR	12	17110N
4G52 Engine	1985-77	Dry Clutch	MI	DD	12	16793
FGC-20B-G-HP						
4G52 Engine	1986-	Mitsubishi System	MI	OSGR	12	17110N
FGC-20B-GLP						
4G52 Engine	1986-	Mitsubishi System	MI	OSGR	12	17110N
4G52 Engine	1985-77	Dry Clutch	MI	DD	12	16793
FGC-20B-GLP-HP						
4G52 Engine	1986-	Mitsubishi System	MI	OSGR	12	17110N
FGC-20B-LP						
4G52 Engine	1986-	Mitsubishi System	MI	OSGR	12	17110N
4G52 Engine	1985-77	Dry Clutch	MI	DD	12	16793
FGC-20B-LP-HP						
4G52 Engine	1986-	Mitsubishi System	MI	OSGR	12	17110N
FGC-20B-LPS						
4G52 Engine	1986-	Mitsubishi System	MI	OSGR	12	17110N
4G52 Engine	1985-77	Dry Clutch	MI	DD	12	16793
FGC-20B-LPS-HP						
4G52 Engine	1986-	Mitsubishi System	MI	OSGR	12	17110N
FGC20CN						
Mit. K21 Eng.	2009-04	Mit. PMGR	MI	PMGR	12	18973N
FGC-20-GLP						
4G52 Engine	1986-	Mitsubishi System	MI	OSGR	12	17110N
4G52 Engine	1985-77	Dry Clutch	MI	DD	12	16793
FGC-20-HP						
4G52 Engine	1986-	Mitsubishi System	MI	OSGR	12	17110N

STARTERS

ENGINE	YEAR	APPLICATION	Mfg	Type	Volt	PART NUMBER
MITSUBISHI - Lift Truck (Cont'd)						
FGC-20-LP						
4G52 Engine	1986-	Mitsubishi System	MI	OSGR	12	17110N
4G52 Engine	1985-77	Dry Clutch	MI	DD	12	16793
FGC-20-LPS						
4G52 Engine	1986-	Mitsubishi System	MI	OSGR	12	17110N
4G52 Engine	1985-77	Dry Clutch	MI	DD	12	16793
FGC20N						
Mit. K21 Eng.	2009-04	Mit. PMGR	MI	PMGR	12	18973N
FGC20N-HO						
Mit. K25 Eng.	2009-07	Mit. PMGR	MI	PMGR	12	18973N
FGC-20T-LP						
4G52 Engine	1986-	Mitsubishi System	MI	OSGR	12	17110N
4G52 Engine	1985-77	Dry Clutch	MI	DD	12	16793
FGC-25						
4G52 Engine	1986-	Mitsubishi System	MI	OSGR	12	17110N
4G52 Engine	1985-77	Dry Clutch	MI	DD	12	16793
FGC-25B-G						
4G52 Engine	1986-	Mitsubishi System	MI	OSGR	12	17110N
4G52 Engine	1985-77	Dry Clutch	MI	DD	12	16793
FGC-25B-G-HP						
4G52 Engine	1986-	Mitsubishi System	MI	OSGR	12	17110N
FGC-25B-GLP						
4G52 Engine	1986-	Mitsubishi System	MI	OSGR	12	17110N
4G52 Engine	1985-77	Dry Clutch	MI	DD	12	16793
FGC-25B-GLP-HP						
4G52 Engine	1986-	Mitsubishi System	MI	OSGR	12	17110N
FGC-25B-GS						
4G52 Engine	1986-	Mitsubishi System	MI	OSGR	12	17110N
4G52 Engine	1985-77	Dry Clutch	MI	DD	12	16793
FGC-25B-LP						
4G52 Engine	1986-	Mitsubishi System	MI	OSGR	12	17110N
4G52 Engine	1985-77	Dry Clutch	MI	DD	12	16793
FGC-25B-LP-HP						
4G52 Engine	1986-	Mitsubishi System	MI	OSGR	12	17110N
FGC-25B-LPS						
4G52 Engine	1986-	Mitsubishi System	MI	OSGR	12	17110N
4G52 Engine	1985-77	Dry Clutch	MI	DD	12	16793
FGC-25B-LPS-HP						
4G52 Engine	1986-	Mitsubishi System	MI	OSGR	12	17110N
FGC-25G						
4G52 Engine	1986-	Mitsubishi System	MI	OSGR	12	17110N
4G52 Engine	1985-77	Dry Clutch	MI	DD	12	16793
FGC-25G-LP						
4G52 Engine	1986-	Mitsubishi System	MI	OSGR	12	17110N
4G52 Engine	1985-77	Dry Clutch	MI	DD	12	16793
FGC-25GS						
4G52 Engine	1986-	Mitsubishi System	MI	OSGR	12	17110N

STARTERS

ENGINE	YEAR	APPLICATION	Mfg	Type	Volt	PART NUMBER
MITSUBISHI - Lift Truck (Cont'd)						
FGC-25GS (Cont'd)						
4G52 Engine	1985-77	Dry Clutch	MI	DD	12	16793
FGC-25HP						
4G52 Engine	1986-	Mitsubishi System	MI	OSGR	12	17110N
FGC-25-LP						
4G52 Engine	1986-	Mitsubishi System	MI	OSGR	12	17110N
4G52 Engine	1985-77	Dry Clutch	MI	DD	12	16793
FGC-25-LPS						
4G52 Engine	1986-	Mitsubishi System	MI	OSGR	12	17110N
4G52 Engine	1985-77	Dry Clutch	MI	DD	12	16793
FGC25N						
Mit. K21 Eng.	2009-04	Mit. PMGR	MI	PMGR	12	18973N
FGC25N-HO						
Mit. K25 Eng.	2009-07	Mit. PMGR	MI	PMGR	12	18973N
FGC25NR						
Mit. K21 Eng.	2009-04	Mit. PMGR	MI	PMGR	12	18973N
FGC-25T						
4G52 Engine	1986-	Mitsubishi System	MI	OSGR	12	17110N
4G52 Engine	1985-77	Dry Clutch	MI	DD	12	16793
FGC-25T-LP						
4G52 Engine	1986-	Mitsubishi System	MI	OSGR	12	17110N
4G52 Engine	1985-77	Dry Clutch	MI	DD	12	16793
FGC28N						
Mit. K25 Eng.	2009-04	Mit. PMGR	MI	PMGR	12	18973N
FGC-30						
4G52 Engine	1986-	Mitsubishi System	MI	OSGR	12	17110N
4G52 Engine	1985-77	Dry Clutch	MI	DD	12	16793
FGC-30B-G						
4G52 Engine	1986-	Mitsubishi System	MI	OSGR	12	17110N
4G52 Engine	1985-77	Dry Clutch	MI	DD	12	16793
FGC-30B-GLP						
4G52 Engine	1986-	Mitsubishi System	MI	OSGR	12	17110N
4G52 Engine	1985-77	Dry Clutch	MI	DD	12	16793
FGC-30B-LP						
4G52 Engine	1986-	Mitsubishi System	MI	OSGR	12	17110N
4G52 Engine	1985-77	Dry Clutch	MI	DD	12	16793
FGC-30B-LPS						
4G52 Engine	1986-	Mitsubishi System	MI	OSGR	12	17110N
4G52 Engine	1985-77	Dry Clutch	MI	DD	12	16793
FGC-30G						
4G52 Engine	1986-	Mitsubishi System	MI	OSGR	12	17110N
4G52 Engine	1985-77	Dry Clutch	MI	DD	12	16793
FGC-30G-LP						
4G52 Engine	1986-	Mitsubishi System	MI	OSGR	12	17110N
4G52 Engine	1985-77	Dry Clutch	MI	DD	12	16793
FGC-30GS						
4G52 Engine	1986-	Mitsubishi System	MI	OSGR	12	17110N

STARTERS

STARTERS

ENGINE	YEAR	APPLICATION	Mfg	Type	Volt	PART NUMBER
MITSUBISHI - Lift Truck (Cont'd)						
FGC-30GS (Cont'd)						
4G52 Engine	1985-77	Dry Clutch	MI	DD	12	16793
FGC-30-LP						
4G52 Engine	1986-	Mitsubishi System	MI	OSGR	12	17110N
4G52 Engine	1985-77	Dry Clutch	MI	DD	12	16793
FGC-30-LPS						
4G52 Engine	1986-	Mitsubishi System	MI	OSGR	12	17110N
4G52 Engine	1985-77	Dry Clutch	MI	DD	12	16793
FGC30N						
Mit. K25 Eng.	2009-04	Mit. PMGR	MI	PMGR	12	18973N
FGC-30T						
4G52 Engine	1986-	Mitsubishi System	MI	OSGR	12	17110N
4G52 Engine	1985-77	Dry Clutch	MI	DD	12	16793
FGC-30T-LP						
4G52 Engine	1986-	Mitsubishi System	MI	OSGR	12	17110N
4G52 Engine	1985-77	Dry Clutch	MI	DD	12	16793
FGC33N						
Mit. K25 Eng.	2009-04	Mit. PMGR	MI	PMGR	12	18973N
GC-2025						
4G63	1997-92	Mitsubishi System	MI	PMGR	12	17176N
GC-2030						
4G63	1997-92	Mitsubishi System	MI	PMGR	12	17176N
GP-2025						
4G63	1997-92	Mitsubishi System	MI	PMGR	12	17176N
GP-2030						
4G63	1997-92	Mitsubishi System	MI	PMGR	12	17176N
KFG-18						
4G33 Engine	1979-	Dry Clutch (Opt.)	MI	OSGR	12	17110N
4G33 Engine		Dry Clutch (Std.)	MI	DD	12	16793
KFG-20						
4G52 / 4G64 Engines	1986-	Mitsubishi System	MI	OSGR	12	17110N
4G52 / 4G64 Engines	1985-77	Dry Clutch	MI	DD	12	16793
MQ - Generator						
15 Whisper Watt						
V1902 Kubota Diesel	2001-96	All	ND	OSGR	12	18144N
DCA-220SSK						
S6D125E Komatsu Diesel	2002-97	All	NK	OSGR	24	19934N
DCA-400SSK						
SA6D125E-2 Komatsu Diesel	2002-97	All	NK	OSGR	24	19934N
DCA-45SSIU						
4BD1 Isuzu Diesel	1998-94	All	NK	OSGR	24	18100N-ND
DCA-60SSI						
6BD1 Isuzu Diesel	2001-96	All	NK	OSGR	24	18100N-ND

STARTERS

ENGINE	YEAR	APPLICATION	Mfg	Type	Volt	PART NUMBER
MURPHY DIESEL - Engine Industrial						
452						
560ci Engine	1980-64	Std. 24 Volt	DR	DD	24	3745N
462						
623ci Engine	1980-64	Std. 24 Volt	DR	DD	24	3745N
472						
678ci Engine	1980-64	Std. 24 Volt	DR	DD	24	3745N
852						
1140ci Engine	1980-64	Std. 24 Volt	DR	50MT	24	4930N
862						
1246ci Engine	1980-64	Std. 24 Volt	DR	50MT	24	4930N
872						
1356ci Engine	1980-64	Std. 24 Volt	DR	50MT	24	4930N
MP-11						
675ci Engine	1980-66	Std. 24 Volt	DR	50MT	24	4930N
675ci Engine	1965-64	Opt. 24 Volt	DR	DD	24	3745N
MP-12						
735ci Engine	1980-66	Std. 24 Volt	DR	50MT	24	4930N
735ci Engine	1965-64	Opt. 24 Volt	DR	DD	24	3745N
MP-20						
927ci Engine	1980-66	Std. 24 Volt	DR	50MT	24	4930N
927ci Engine	1965-64	Opt. 24 Volt	DR	50MT	24	4930N
MP-21						
1013ci Engine	1980-66	Std. 24 Volt	DR	50MT	24	4930N
1013ci Engine	1965-64	Opt. 24 Volt	DR	50MT	24	4930N
MP-22						
1103ci Engine	1980-66	Std. 24 Volt	DR	50MT	24	4930N
1103ci Engine	1965-64	Opt. 24 Volt	DR	50MT	24	4930N
MP-24						
1245ci Engine	1980-66	Std. 24 Volt	DR	50MT	24	4930N
1245ci Engine	1965-64	Opt. 24 Volt	DR	50MT	24	4930N
MUSTANG - Skid Steer Loader						
552						
Isuzu 4JB1 Dsl	1989-85	Hitachi System	HI	OSGR	12	18296N
920						
Yanmar 3TN72 Dsl	1996-89	Denso System	ND	OSGR	12	17382N
930						
Yanmar 3TN82E Dsl	1989-88	Hitachi System	HI	OSGR	12	18051N
930A						
Yanmar 3TN82E Dsl	1996-89	Hitachi System	HI	OSGR	12	18051N
940						
Yanmar 4TN82E Dsl	1996-88	Hitachi System	HI	OSGR	12	18051N
960						
Isuzu 4JB1 Dsl	1998-94	Hitachi System	HI	OSGR	12	18299N
Isuzu 4JB1 Dsl	1993-88	Hitachi System	HI	OSGR	12	18296N

STARTERS

STARTERS

ENGINE	YEAR	APPLICATION	Mfg	Type	Volt	PART NUMBER
NEW HOLLAND - Agricultural Tractor						
1124						
All Engines	1971-68	Lucas System	LU	DD	12	17646N
1164						
All Engines	1978-72	Lucas System	LU	DD	12	17646N
2000						
3-158 Diesel	1974-65	Lucas System : M127 version	LU	DD	12	16608N-M127
3-158 Diesel		Lucas System M50 version	LU	DD	12	16608N-M50
2110						
3 Cyl. Diesel	1974-65	Lucas System : M127 version	LU	DD	12	16608N-M127
3 Cyl. Diesel		Lucas System M50 version	LU	DD	12	16608N-M50
2120						
3 Cyl. Diesel	1974-65	Lucas System : M127 version	LU	DD	12	16608N-M127
3 Cyl. Diesel		Lucas System M50 version	LU	DD	12	16608N-M50
4-138 Shibaura Diesel	2002-87	Mitsubishi System	MI	OSGR	12	17244N
2300						
3 Cyl. Diesel	1974-65	Lucas System : M127 version	LU	DD	12	16608N-M127
3 Cyl. Diesel		Lucas System M50 version	LU	DD	12	16608N-M50
2310						
3 Cyl. Diesel	1974-65	Lucas System : M127 version	LU	DD	12	16608N-M127
3 Cyl. Diesel		Lucas System M50 version	LU	DD	12	16608N-M50
3-158 Diesel	1983-82	Hitachi System	HI	DD	12	17294
3-158 Diesel		Lucas System : M127 version	LU	DD	12	16608N-M127
3-158 Diesel		Lucas System M50 version	LU	DD	12	16608N-M50
2600						
3 Cyl. Diesel	1981-75	Hitachi System	HI	DD	12	17294
3 Cyl. Diesel		Lucas System : M127 version	LU	DD	12	16608N-M127
3 Cyl. Diesel		Lucas System M50 version	LU	DD	12	16608N-M50
2610						
3 Cyl. Diesel	1983-81	Hitachi System	HI	DD	12	17294
3 Cyl. Diesel		Lucas System : M127 version	LU	DD	12	16608N-M127
3 Cyl. Diesel		Lucas System M50 version	LU	DD	12	16608N-M50
2810						
3-158 Ford Diesel	1990-83	Hitachi System	HI	DD	12	17294
3-158 Ford Diesel		Lucas System : M127 version	LU	DD	12	16608N-M127
3-158 Ford Diesel		Lucas System M50 version	LU	DD	12	16608N-M50
3000						
3-158 Diesel	1975-65	Optional , Lucas System, M50 version	LU	DD	12	16608N-M50
3-158 Diesel		Optional, Lucas M127 version	LU	DD	12	16608N-M127
3-175 Diesel	1968-65	Optional , Lucas System, M50 version	LU	DD	12	16608N-M50
3-175 Diesel		Optional, Lucas M127 version	LU	DD	12	16608N-M127
3010S						
3-165 Ford Diesel	2000-96	Bosch System	BO	PLGR	12	18950N
3100						
3 Cyl. Diesel	1974-65	Hitachi System	HI	DD	12	17294
3 Cyl. Diesel		Lucas System : M127 version	LU	DD	12	16608N-M127
3 Cyl. Diesel		Lucas System M50 version	LU	DD	12	16608N-M50
3110						
3 Cyl. Diesel	1974-65	Hitachi System	HI	DD	12	17294
3 Cyl. Diesel		Lucas System : M127 version	LU	DD	12	16608N-M127
3 Cyl. Diesel		Lucas System M50 version	LU	DD	12	16608N-M50

STARTERS

ENGINE	YEAR	APPLICATION	Mfg	Type	Volt	PART NUMBER
NEW HOLLAND - Agricultural Tractor (Cont'd)						
3120						
3 Cyl. Diesel	1974-65	Hitachi System	HI	DD	12	17294
3 Cyl. Diesel		Lucas System : M127 version	LU	DD	12	16608N-M127
3 Cyl. Diesel		Lucas System M50 version	LU	DD	12	16608N-M50
3190						
3 Cyl. Diesel	1974-65	Hitachi System	HI	DD	12	17294
3 Cyl. Diesel		Lucas System : M127 version	LU	DD	12	16608N-M127
3 Cyl. Diesel		Lucas System M50 version	LU	DD	12	16608N-M50
3230						
3-192 Ford Diesel	1993-92	Bosch System (4/92-On)	BO	DD	12	18024N
3-192 Ford Diesel	1992	Lucas System (To 3/92), M50 version	LU	DD	12	16608N-M50
3-192 Ford Diesel	1991-90	Lucas M127 version	LU	DD	12	16608N-M127
3-192 Ford Diesel		Lucas System, M50 version	LU	DD	12	16608N-M50
3300						
3 Cyl. Diesel	1974-65	Hitachi System	HI	DD	12	17294
3 Cyl. Diesel		Lucas System : M127 version	LU	DD	12	16608N-M127
3 Cyl. Diesel		Lucas System M50 version	LU	DD	12	16608N-M50
3310						
3 Cyl. Diesel	1974-65	Hitachi System	HI	DD	12	17294
3 Cyl. Diesel		Lucas System : M127 version	LU	DD	12	16608N-M127
3 Cyl. Diesel		Lucas System M50 version	LU	DD	12	16608N-M50
3330						
3 Cyl. Diesel	1974-65	Hitachi System	HI	DD	12	17294
3 Cyl. Diesel		Lucas System : M127 version	LU	DD	12	16608N-M127
3 Cyl. Diesel		Lucas System M50 version	LU	DD	12	16608N-M50
3400						
3 Cyl. Diesel	1975-65	Hitachi System	HI	DD	12	17294
3 Cyl. Diesel		Lucas System : M127 version	LU	DD	12	16608N-M127
3 Cyl. Diesel		Lucas System M50 version	LU	DD	12	16608N-M50
3430						
3-192 Ford Diesel	1998-92	Bosch System (4/92-On)	BO	DD	12	18024N
3-192 Ford Diesel	1992	Lucas System (To 3/92), M127 version	LU	DD	12	16608N-M127
3-192 Ford Diesel		Lucas System (To 3/92), M50 version	LU	DD	12	16608N-M50
3-192 Ford Diesel	1991-90	Lucas M127 version	LU	DD	12	16608N-M127
3-192 Ford Diesel		Lucas System, M50 version	LU	DD	12	16608N-M50
3500						
3 Cyl. Diesel	1981-75	Hitachi System	HI	DD	12	17294
3 Cyl. Diesel		Lucas System : M127 version	LU	DD	12	16608N-M127
3 Cyl. Diesel		Lucas System M50 version	LU	DD	12	16608N-M50
3550						
3 Cyl. Diesel	1974-65	Hitachi System	HI	DD	12	17294
3 Cyl. Diesel		Lucas System : M127 version	LU	DD	12	16608N-M127
3 Cyl. Diesel		Lucas System M50 version	LU	DD	12	16608N-M50
3600						
3-175 Diesel	1981-75	Hitachi System	HI	DD	12	17294
3-175 Diesel		Lucas System : M127 version	LU	DD	12	16608N-M127
3-175 Diesel		Lucas System M50 version	LU	DD	12	16608N-M50
3610						
3-192 Ford Diesel	1983-81	Hitachi System	HI	DD	12	17294
3-192 Ford Diesel		Lucas System : M127 version	LU	DD	12	16608N-M127
3-192 Ford Diesel		Lucas System M50 version	LU	DD	12	16608N-M50

STARTERS

STARTERS

ENGINE	YEAR	APPLICATION	Mfg	Type	Volt	PART NUMBER
NEW HOLLAND - Agricultural Tractor (Cont'd)						
3830						
3-165 Ford Diesel	1999-92	Bosch System	BO	PLGR	12	18950N
3-165 Ford Diesel		Marelli System	BO	DD	12	18029N
3900						
3-192 Ford Diesel	1981-75	Hitachi System	HI	DD	12	17294
3-192 Ford Diesel		Lucas System : M127 version	LU	DD	12	16608N-M127
3-192 Ford Diesel		Lucas System M50 version	LU	DD	12	16608N-M50
3910						
3-192 Ford Diesel	1990-83	Hitachi System	HI	DD	12	17294
3-192 Ford Diesel		Lucas System : M127 version	LU	DD	12	16608N-M127
3-192 Ford Diesel		Lucas System M50 version	LU	DD	12	16608N-M50
3930						
3-192 Ford Diesel	1999-92	Bosch System (4/92-On)	BO	DD	12	18024N
3-192 Ford Diesel	1992	Lucas System (To 3/92), M127 version	LU	DD	12	16608N-M127
3-192 Ford Diesel		Lucas System (To 3/92), M50 version	LU	DD	12	16608N-M50
3-192 Ford Diesel	1991-90	Lucas M127 version	LU	DD	12	16608N-M127
3-192 Ford Diesel		Lucas System, M50 version	LU	DD	12	16608N-M50
4000						
3-192 Ford Diesel	1974-65	Hitachi System	HI	DD	12	17294
3-192 Ford Diesel		Lucas System : M127 version	LU	DD	12	16608N-M127
3-192 Ford Diesel		Lucas System M50 version	LU	DD	12	16608N-M50
3-201 Ford Diesel		Hitachi System	HI	DD	12	17294
3-201 Ford Diesel		Lucas System : M127 version	LU	DD	12	16608N-M127
3-201 Ford Diesel		Lucas System M50 version	LU	DD	12	16608N-M50
4010S						
All Engines	2000-96	Bosch System	BO	PLGR	12	18950N
4030						
3-179 Ford Diesel	1996-92	Bosch System	BO	PLGR	12	18950N
3-201 Ford Diesel	1962-61	Ford System	FO	DD	6	3110N
4031						
3-201 Ford Diesel	1962-60	Ford System	FO	DD	6	3110N
4040						
3-201 Ford Diesel	1962-61	Ford System	FO	DD	6	3110N
4100						
3-183 Ford Diesel	1981-65	Hitachi System	HI	DD	12	17294
3-183 Ford Diesel		Lucas System : M127 version	LU	DD	12	16608N-M127
3-183 Ford Diesel		Lucas System M50 version	LU	DD	12	16608N-M50
4110						
3-201 Ford Diesel	1990-65	Hitachi System	HI	DD	12	17294
3-201 Ford Diesel		Lucas System : M127 version	LU	DD	12	16608N-M127
3-201 Ford Diesel		Lucas System M50 version	LU	DD	12	16608N-M50
4130						
3-201 Ford Diesel	1999-92	Bosch System (4/92-On)	BO	DD	12	18024N
3-201 Ford Diesel	1992	Lucas System (To 3/92), M127 version	LU	DD	12	16608N-M127
3-201 Ford Diesel		Lucas System (To 3/92), M50 version	LU	DD	12	16608N-M50
3-201 Ford Diesel	1991-90	Lucas M127 version	LU	DD	12	16608N-M127
3-201 Ford Diesel		Lucas System, M50 version	LU	DD	12	16608N-M50
3-201 Ford Diesel	1964-63	Ford System	FO	DD	6	3110N
4131						
3-201 Ford Diesel	1964-63	Ford System	FO	DD	6	3110N

STARTERS

ENGINE	YEAR	APPLICATION	Mfg	Type	Volt	PART NUMBER
NEW HOLLAND - Agricultural Tractor (Cont'd)						
4140						
3-201 Ford Diesel	1974-65	Hitachi System	HI	DD	12	17294
3-201 Ford Diesel		Lucas System : M127 version	LU	DD	12	16608N-M127
3-201 Ford Diesel		Lucas System M50 version	LU	DD	12	16608N-M50
3-201 Ford Diesel	1964-63	Ford System	FO	DD	6	3110N
4200						
3-201 Ford Diesel	1974-65	Hitachi System	HI	DD	12	17294
3-201 Ford Diesel		Lucas System : M127 version	LU	DD	12	16608N-M127
3-201 Ford Diesel		Lucas System M50 version	LU	DD	12	16608N-M50
4230						
4-220 Ford Diesel	1996-92	Bosch System	BO	PLGR	12	18374N
4330						
All Engines	1974-65	Hitachi System	HI	DD	12	17294
All Engines		Lucas System : M127 version	LU	DD	12	16608N-M127
All Engines		Lucas System M50 version	LU	DD	12	16608N-M50
4330V						
6-220 Ford Diesel	2000-96	Bosch System	BO	PLGR	12	18374N
6-220 Ford Diesel		Marelli System	BO	DD	12	18029N
4340						
3 Cyl. Diesel	1974-65	Hitachi System	HI	DD	12	17294
3 Cyl. Diesel		Lucas System : M127 version	LU	DD	12	16608N-M127
3 Cyl. Diesel		Lucas System M50 version	LU	DD	12	16608N-M50
4400						
3 Cyl. Diesel	1974-65	Hitachi System	HI	DD	12	17294
3 Cyl. Diesel		Lucas System : M127 version	LU	DD	12	16608N-M127
3 Cyl. Diesel		Lucas System M50 version	LU	DD	12	16608N-M50
4410						
3 Cyl. Diesel	1974-69	Hitachi System	HI	DD	12	17294
3 Cyl. Diesel		Lucas System : M127 version	LU	DD	12	16608N-M127
3 Cyl. Diesel		Lucas System M50 version	LU	DD	12	16608N-M50
4430N						
4-238 Ford Diesel	1998-92	Bosch System	BO	PLGR	12	18374N
4-238 Ford Diesel		Marelli System	BO	DD	12	18029N
4430V						
4-220 Ford Diesel	1998-97	Bosch System	BO	PLGR	12	18374N
4-220 Ford Diesel		Marelli System	BO	DD	12	18029N
4500						
3 Cyl. Diesel	1974-65	Hitachi System	HI	DD	12	17294
3 Cyl. Diesel		Lucas System : M127 version	LU	DD	12	16608N-M127
3 Cyl. Diesel		Lucas System M50 version	LU	DD	12	16608N-M50
4600						
3-201 Ford Diesel	1981-75	Hitachi System	HI	DD	12	17294
3-201 Ford Diesel		Lucas System : M127 version	LU	DD	12	16608N-M127
3-201 Ford Diesel		Lucas System M50 version	LU	DD	12	16608N-M50
4610						
3-201 Ford Diesel	1990-81	Hitachi System	HI	DD	12	17294
3-201 Ford Diesel		Lucas System : M127 version	LU	DD	12	16608N-M127
3-201 Ford Diesel		Lucas System M50 version	LU	DD	12	16608N-M50
4630						
3-192 Ford Diesel	1999-92	Bosch System (4/92-On)	BO	DD	12	18024N

STARTERS

ENGINE	YEAR	APPLICATION	Mfg	Type	Volt	PART NUMBER
NEW HOLLAND - Agricultural Tractor (Cont'd)						
4630 (Cont'd)						
3-192 Ford Diesel	1992	Lucas System (To 3/92), M127 version	LU	DD	12	16608N-M127
3-192 Ford Diesel		Lucas System (To 3/92), M50 version	LU	DD	12	16608N-M50
3-192 Ford Diesel	1991-90	Lucas M127 version	LU	DD	12	16608N-M127
3-192 Ford Diesel		Lucas System, M50 version	LU	DD	12	16608N-M50
4830						
3-201 Diesel	1994-92	Bosch System (4/92-On)	BO	DD	12	18024N
3-201 Diesel	1992	Lucas System (To 3/92), M127 version	LU	DD	12	16608N-M127
3-201 Diesel		Lucas System (To 3/92), M50 version	LU	DD	12	16608N-M50
3-201 Diesel	1991-90	Lucas M127 version	LU	DD	12	16608N-M127
3-201 Diesel		Lucas System, M50 version	LU	DD	12	16608N-M50
4835						
4-220 Ford Diesel	1998-95	Bosch System	BO	PLGR	12	18374N
4-220 Ford Diesel		Marelli System	BO	DD	12	18029N
5000						
4-233 Diesel	1975-65	Hitachi System	HI	DD	12	17294
4-233 Diesel		Lucas System : M127 version	LU	DD	12	16608N-M127
4-233 Diesel		Lucas System M50 version	LU	DD	12	16608N-M50
4-256 Diesel		Hitachi System	HI	DD	12	17294
4-256 Diesel		Lucas System : M127 version	LU	DD	12	16608N-M127
4-256 Diesel		Lucas System M50 version	LU	DD	12	16608N-M50
5010S						
All Engines	2000-96	Bosch System	BO	PLGR	12	18950N
5030						
4-256 Ford Diesel	1998-92	Bosch System (4/92-On)	BO	DD	12	18024N
4-256 Ford Diesel	1992	Lucas System (To 3/92), M127 version	LU	DD	12	16608N-M127
4-256 Ford Diesel		Lucas System (To 3/92), M50 version	LU	DD	12	16608N-M50
5100						
Diesel Engines	1974-65	Hitachi System	HI	DD	12	17294
Diesel Engines		Lucas System : M127 version	LU	DD	12	16608N-M127
Diesel Engines		Lucas System M50 version	LU	DD	12	16608N-M50
5110						
All Engines	1991-84	Lucas System : M127 version	LU	DD	12	16608N-M127
All Engines		Lucas System, M50 version	LU	DD	12	16608N-M50
5200						
Diesel Engines	1974-67	Hitachi System	HI	DD	12	17294
Diesel Engines		Lucas System : M127 version	LU	DD	12	16608N-M127
Diesel Engines		Lucas System M50 version	LU	DD	12	16608N-M50
5340						
Diesel Engines	1974-68	Hitachi System	HI	DD	12	17294
Diesel Engines		Lucas System : M127 version	LU	DD	12	16608N-M127
Diesel Engines		Lucas System M50 version	LU	DD	12	16608N-M50
TD55D						
55HP Diesel	2003-	Bosch System	BO	PLGR	12	18950N
TD60D						
60HP Diesel	2006-	Bosch System	BO	PLGR	12	18374N
TD70D						
2.9L 3 Cyl. 70HP Diesel	2006-	Bosch System	BO	PLGR	12	18950N
TD75D						
3.9L 4 Cyl. 72HP Diesel	2006-	Bosch System	BO	PLGR	12	18374N

STARTERS

ENGINE	YEAR	APPLICATION	Mfg	Type	Volt	PART NUMBER
NEW HOLLAND - Agricultural Tractor (Cont'd)						
TD80D						
3.9L 4 Cyl. 72HP Diesel	2006-	Bosch System	BO	PLGR	12	18374N
TD90D						
3.9L 4 Cyl. 90HP Diesel	2006-	Bosch System	BO	PLGR	12	18374N
2100 Farm Tractor						
Cat. 3406 Diesel	1990-85	Delco System	DR	42MT	12	6356N
Cat. 3406 Diesel	1986	Delco System	DR	42MT	12	6356N
2910						
3-175 Ford Diesel	1990-83	Hitachi System	HI	DD	12	17294
3-175 Ford Diesel		Lucas System : M127 version	LU	DD	12	16608N-M127
3-175 Ford Diesel		Lucas System M50 version	LU	DD	12	16608N-M50
5610						
4-268 Ford Diesel	1993-82	Lucas System : M127 version	LU	DD	12	16608N-M127
4-268 Ford Diesel		Lucas System M50 version	LU	DD	12	16608N-M50
5610S						
4-304 Ford Diesel	2000-94	Bosch System	BO	DD	12	18024N
4-304 Ford Diesel		Iskra System	BO	DD	12	18024N
6610						
4-268 Ford Diesel	1993-82	Lucas System : M127 version	LU	DD	12	16608N-M127
4-268 Ford Diesel		Lucas System M50 version	LU	DD	12	16608N-M50
6610S						
4-304 Ford Diesel	2000-94	Bosch System	BO	DD	12	18024N
4-304 Ford Diesel		Iskra System	BO	DD	12	18024N
7610						
4-304 Ford Diesel	1992-82	Lucas System : M127 version	LU	DD	12	16608N-M127
4-304 Ford Diesel		Lucas System M50 version	LU	DD	12	16608N-M50
7610S						
4-304 Ford Diesel	2000-94	Bosch System	BO	DD	12	18024N
4-304 Ford Diesel		Iskra System	BO	DD	12	18024N
7710						
4-268 Ford Diesel	1990-82	Lucas System : M127 version	LU	DD	12	16608N-M127
4-268 Ford Diesel		Lucas System M50 version	LU	DD	12	16608N-M50
8210						
6-401 Ford Diesel	1991-85	Lucas System : M127 version	LU	DD	12	16608N-M127
6-401 Ford Diesel		Lucas System M50 version	LU	DD	12	16608N-M50
8630						
6-401 Ford Diesel	1993-90	Lucas System : M127 version	LU	DD	12	16608N-M127
6-401 Ford Diesel		Lucas System M50 version	LU	DD	12	16608N-M50
8730						
6-401 Ford Diesel	1993-90	Lucas System : M127 version	LU	DD	12	16608N-M127
6-401 Ford Diesel		Lucas System M50 version	LU	DD	12	16608N-M50
8830						
6-401 Ford Diesel	1993-90	Lucas System : M127 version	LU	DD	12	16608N-M127
6-401 Ford Diesel		Lucas System M50 version	LU	DD	12	16608N-M50
9030						
4-268 Diesel	1997-90	Lucas System : M127 version	LU	DD	12	16608N-M127
4-268 Diesel		Lucas System M50 version	LU	DD	12	16608N-M50

STARTERS

STARTERS

ENGINE	YEAR	APPLICATION	Mfg	Type	Volt	PART NUMBER
NEW HOLLAND - Agricultural Tractor (Cont'd)						
9384						
Cummins M11	2006-99	Delco System (w/Jump Start Protection)	DR	42MT	12	6513N
9684						
Cummins N14	2006-99	Delco System (w/Jump Start Protection)	DR	42MT	12	6513N
Boomer 2030						
1.5L 3 Cyl. 31HP Diesel	2009-08	Mitsubishi System	MI	PMGR	12	18395N
Boomer 2035						
1.6L 3 Cyl. 35HP Diesel	2008-	Denso System	ND	OSGR	12	18139N
Boomer 3040						
2.0L 4 Cyl. 40HP Diesel	2008-	Denso System	ND	OSGR	12	18139N
Boomer 3045						
2.2L 4 Cyl. 45HP Diesel	2008-	Denso System	ND	OSGR	12	18139N
Boomer 3050						
2.2L 4 Cyl. 50HP Diesel	2008-	Denso System	ND	OSGR	12	18139N
Boomer 4060						
2.2L 4 Cyl. 60HP Diesel	2008-	Denso System	ND	OSGR	12	18139N
T1010						
0.95L 3 Cyl. 20HP Diesel	2008-	Denso System	ND	OSGR	12	17366N
T1030						
1.1L 3 Cyl. 26HP Diesel	2008-	Denso System	ND	OSGR	12	17366N
T1110						
1.1L 3 Cyl. 28HP Diesel	2008-	Denso System	ND	OSGR	12	17366N
T2310						
2.0L 4 Cyl. 40HP Diesel	2008-07	Denso System	ND	OSGR	12	18139N
T2320						
2.2L 4 Cyl. 45HP Diesel	2008-07	Denso System	ND	OSGR	12	18139N
T2330						
2.2L 4 Cyl. 50HP Diesel	2008-07	Denso System	ND	OSGR	12	18139N
T2410						
2.2L 4 Cyl. 55HP Diesel	2008-07	Denso System	ND	OSGR	12	18139N
T2420						
2.2L 4 Cyl. 60HP Diesel	2008-07	Denso System	ND	OSGR	12	18139N
TB100						
4987cc NH Turbo Dsl	2007-03	Bosch System	BO	DD	12	18024N
4987cc NH Turbo Dsl		Iskra System	BO	DD	12	18024N
TB110						
4987cc NH Turbo Dsl	2007-03	Bosch System	BO	DD	12	18024N
4987cc NH Turbo Dsl		Iskra System	BO	DD	12	18024N
TB120						
7480cc NH Diesel	2007-03	Bosch System	BO	DD	12	18024N
7480cc NH Diesel		Iskra System	BO	DD	12	18024N
TB80						
4392cc NH Turbo Dsl	2007-03	Bosch System	BO	DD	12	18024N
4392cc NH Turbo Dsl		Iskra System	BO	DD	12	18024N

STARTERS

ENGINE	YEAR	APPLICATION	Mfg	Type	Volt	PART NUMBER
NEW HOLLAND - Agricultural Tractor (Cont'd)						
TB90						
4987cc NH Turbo Dsl	2007-03	Bosch System	BO	DD	12	18024N
4987cc NH Turbo Dsl		Iskra System	BO	DD	12	18024N
TC18						
Shibura 18.5HP Diesel	2003-99	Denso System	ND	OSGR	12	17366N
TC21DA						
Shibure 21HP Diesel	2003-	Denso System	ND	OSGR	12	17366N
TC23DA						
Shibura 23HP Diesel	2005-	Denso System	ND	OSGR	12	17366N
TC24D						
Shibura 24HP Diesel	2002-	Denso System	ND	OSGR	12	17366N
TC24DA						
Shibura 24HP Diesel	2003-	Denso System	ND	OSGR	12	17366N
TC26DA						
New Holland 26HP Diesel	2005-	Denso System	ND	OSGR	12	17366N
TC29DA						
Shibura 29HP Diesel	2003-	Mitsubishi System	MI	PMGR	12	18395N
TC30						
New Holland 30HP Diesel	2001-	Mitsubishi System	MI	PMGR	12	18395N
TC31DA						
New Holland 31HP Diesel	2008-06	Mitsubishi System	MI	PMGR	12	18395N
TC33DA						
Shibura 33HP Diesel	2003-	Mitsubishi System	MI	PMGR	12	18395N
TC34DA						
New Holland 34HP Diesel	2008-06	Denso System	ND	OSGR	12	18139N
TC35A						
New Holland 35HP Diesel	2003-	Denso System	ND	OSGR	12	18139N
TC40A						
New Holland 40HP Diesel	2003-	Denso System	ND	OSGR	12	18139N
TC40DA						
New Holland 40HP Diesel	2003-	Denso System	ND	OSGR	12	18139N
TC45A						
New Holland 45HP Diesel	2003-	Denso System	ND	OSGR	12	18139N
TC45DA						
New Holland 45HP Diesel	2003-	Denso System	ND	OSGR	12	18139N
TC48DA						
New Holland 48HP Diesel	2005-	Denso System	ND	OSGR	12	18139N

STARTERS

STARTERS

ENGINE	YEAR	APPLICATION	Mfg	Type	Volt	PART NUMBER
NEW HOLLAND - Agricultural Tractor (Cont'd)						
TC55DA						
New Holland 55HP Diesel	2008-04	Denso System	ND	OSGR	12	18139N
TJ375						
6 Cyl. 14.95L 14948cc 911cid	2006-01	Cummins QSX, Delco System (w/Jump Start Protection)	DR	42MT	12	6513N
TJ425						
6 Cyl. 14.95L 14948cc 911cid	2006-01	Cummins QSX, Delco System (w/Jump Start Protection)	DR	42MT	12	6513N
TJ450						
6 Cyl. 14.95L 14948cc 911cid	2006-01	Cummins QSX, Delco System (w/Jump Start Protection)	DR	42MT	12	6513N
TL100						
3.9L 4 Cyl. 100HP Diesel	2004-99	Bosch System	BO	PLGR	12	18374N
3.9L 4 Cyl. 100HP Diesel		Marelli System	BO	DD	12	18029N
TL70						
3.6L 4 Cyl. 70HP Diesel	2004-99	Bosch System	BO	PLGR	12	18374N
3.6L 4 Cyl. 70HP Diesel		Marelli System	BO	DD	12	18029N
TL80						
3.9L 4 Cyl. 80HP Diesel	2004-99	Bosch System	BO	PLGR	12	18374N
3.9L 4 Cyl. 80HP Diesel		Marelli System	BO	DD	12	18029N
TL90						
3.9L 4 Cyl. 90HP Diesel	2004-99	Bosch System	BO	PLGR	12	18374N
3.9L 4 Cyl. 90HP Diesel		Marelli System	BO	DD	12	18029N
TT55						
2.7L 3 Cyl. 55HP Diesel	2002-	Bosch System	BO	PLGR	12	18374N
TT65						
2.9L 3 Cyl. 65HP Diesel	2002-	Bosch System	BO	PLGR	12	18374N
TT75						
3.6L 4 Cyl. 75HP Diesel	2002-	Bosch System	BO	PLGR	12	18374N
TZ18DA						
New Holland 18HP Diesel	2003-	Denso System	ND	OSGR	12	17366N
TZ22DA						
New Holland 22HP Diesel	2004-	Denso System	ND	OSGR	12	17366N
TZ25DA						
New Holland 25HP Diesel	2005-	Denso System	ND	OSGR	12	17366N
NEW HOLLAND - Baler						
1068						
Diesel Engines	1988-77	Lucas System	LU	DD	12	16670N
1069						
Diesel Engines	1988-77	Lucas System	LU	DD	12	16670N
1075						
Diesel Engines	1988-77	Lucas System	LU	DD	12	16670N

STARTERS

ENGINE	YEAR	APPLICATION	Mfg	Type	Volt	PART NUMBER
NEW HOLLAND - Baler (Cont'd)						
1426						
Caterpillar Engines	1989-86	Delco System	DR	OSGR	12	6576N
Perkins Engines	1985-82	Delco System	DR	OSGR	12	6576N
420						
3 Cyl. Diesel	1978-75	Hitachi System	HI	DD	12	17294
3 Cyl. Diesel		Lucas System : M127 version	LU	DD	12	16608N-M127
3 Cyl. Diesel		Lucas System M50 version	LU	DD	12	16608N-M50
515						
3 Cyl. Diesel	1978-75	Hitachi System	HI	DD	12	17294
3 Cyl. Diesel		Lucas System : M127 version	LU	DD	12	16608N-M127
3 Cyl. Diesel		Lucas System, M50 version	LU	DD	12	16608N-M50
Misc. Models						
1.3L Teledyne Engine	1985-	Denso System	ND	OSGR	12	17392N
2.0L Teledyne Engine		Denso System	ND	OSGR	12	17392N
NEW HOLLAND - Combine						
1400						
Ford 380 Diesel	1980-72	Lucas System	LU	DD	12	17647N
980						
Ford 380 Diesel	1972	Lucas System	LU	DD	12	17647N
985						
Ford 380 Diesel	1972	Lucas System	LU	DD	12	17647N
990						
Ford 380 Diesel	1973-72	Lucas System	LU	DD	12	17647N
995						
Ford 380 Diesel	1973-72	Lucas System	LU	DD	12	17647N
CR9070						
10.3L 6 Cyl. 420HP Diesel	2009-06	Denso System	ND	OSGR	24	32958N
CR9080						
12.9L 6 Cyl. 483HP Diesel	2009-08	Denso System	ND	OSGR	24	32958N
TM70						
Ford 6-363 Diesel	1979-75	Lucas System	LU	DD	12	17646N
TM75						
Ford 6-363 Diesel	1983-80	Lucas System	LU	DD	12	17646N
TR70						
Ford 6-363 Diesel	1979-75	Lucas System	LU	DD	12	17646N
TR75						
Ford 6-363 Diesel	1983-80	Lucas System	LU	DD	12	17646N
TR86						
Cat. 3208 Diesel	1993-85	Delco 42MT	DR	42MT	12	6371N
TR96						
Cat. 3208 Diesel	1993-86	Delco 42MT	DR	42MT	12	6371N
TX66						
Ford 6-456 Diesel	1997-94	Delco System	DR	DD	12	6465N

STARTERS

STARTERS

ENGINE	YEAR	APPLICATION	Mfg	Type	Volt	PART NUMBER
NEW HOLLAND - Combine (Cont'd)						
TX66 (Cont'd)						
Ford 675TA Diesel	2005-94	DR, 37MT, 10T	DR	37MT	12	6382N-PT
TX68						
Ford 6-576 Diesel	2005-94	Delco System	DR	DD	12	6465N
NEW HOLLAND - Compact Tractor						
1900						
Cat. 3306 Diesel	1989-86	Delco 42MT	DR	42MT	12	6371N
NEW HOLLAND - Dozer						
D75						
4.5L 4 Cyl. 80HP Diesel	2006-	Denso System	ND	OSGR	12	19614N
D85						
4.5L 4 Cyl. 89HP Diesel	2006-	Denso System	ND	OSGR	12	19614N
D85B						
4.5L 4 Cyl. 90HP Diesel	2008-	Denso System (Std.)	ND	OSGR	12	19614N
D95						
6.7L 6 Cyl. 99HP Diesel	2006-	Denso System	ND	OSGR	12	19614N
D95B						
4.5L 4 Cyl. 99HP Diesel	2008-	Denso System (Std.)	ND	OSGR	12	19614N
DC75						
All Engines	2004-	Denso System	ND	OSGR	12	19614N
DC85						
All Engines	2004-	Denso System	ND	OSGR	12	19614N
DC95						
All Engines	2004-	Denso System	ND	OSGR	12	19614N
NEW HOLLAND - Excavator						
E18B						
Mitsubishi L3E 15.2HP Dsl	2007-	Mitsubishi System	MI	PMGR	12	19609
E27B						
Yanmar 3TNV82A 21.6HP Dsl	2008-	Hitachi System	HI	PMGR	12	18219N
E30B						
Yanmar 3TNV88 - PYB Dsl.	2012-06	Hitachi System	HI	PMGR	12	18219N
E35B						
Yanmar 3TNV88 28.43HP Dsl	2012-08	Hitachi System	HI	PMGR	12	18219N
E50B						
Yanmar 4TNV88 39.3HP Dsl	2012-08	Hitachi System	HI	OSGR	12	19709N

STARTERS

ENGINE	YEAR	APPLICATION	Mfg	Type	Volt	PART NUMBER
NEW HOLLAND - Loader						
B110B						
FPT 445TA/E3 110HP	2008-	Denso System	ND	OSGR	12	19614N
B115B						
FPT 445TA/E3 110HP	2008-	Denso System	ND	OSGR	12	19614N
B90B						
All Engines	2008-	Denso System	ND	OSGR	12	19614N
FPT 445TA/M3 95HP		Denso System	ND	OSGR	12	19614N
B95B						
FPT 445TA/E3 97HP	2008-	Denso System	ND	OSGR	12	19614N
B95B LR						
FPT 445TA/E3 97HP	2008-	Denso System	ND	OSGR	12	19614N
B95B TC						
FPT 445TA/E3 97HP	2008-	Denso System	ND	OSGR	12	19614N
C175						
2.2L 4 Cyl. 60HP Diesel	2007-	Denso System	ND	OSGR	12	18139N
CL25						
Shibaura Diesel	1986-83	Hitachi System	HI	DD	12	17300N
CL35						
All Engines	1986-83	Original Starter (11-Tooth Drive)	MI	OSGR	12	17244N
All Engines		Replacement (9-Tooth Drive)	MI	PMGR	12	18395N
LB110						
All Engines	2000-	Bosch Direct Drive	BO	DD	12	18024N
All Engines		Bosch PMGR	BO	PLGR	12	18950N
All Engines		Iskra Direct Drive	BO	DD	12	18024N
LB110B						
All Engines	2003-	Denso System	ND	OSGR	12	19614N
LB115 4WS						
All Engines	1998-	Bosch Direct Drive	BO	DD	12	18024N
All Engines		Bosch PMGR	BO	PLGR	12	18950N
All Engines		Iskra Direct Drive	BO	DD	12	18024N
LB115B 4WS						
All Engines	2003-	Denso System	ND	OSGR	12	19614N
All Engines	2000-	Bosch Direct Drive	BO	DD	12	18024N
All Engines		Bosch PMGR	BO	PLGR	12	18950N
All Engines		Iskra Direct Drive	BO	DD	12	18024N
LB75						
All Engines	1999-	Bosch System	BO	PLGR	12	18374N
LB75B						
All Engines	2003-	Denso System	ND	OSGR	12	19614N
All Engines	2001-	Bosch Direct Drive	BO	DD	12	18024N
All Engines		Iskra Direct Drive	BO	DD	12	18024N
LB90						
All Engines	2000-	Bosch Direct Drive	BO	DD	12	18024N
All Engines		Iskra Direct Drive	BO	DD	12	18024N
LB90B						
All Engines	2003-	Denso System	ND	OSGR	12	19614N

STARTERS

STARTERS

ENGINE	YEAR	APPLICATION	Mfg	Type	Volt	PART NUMBER
NEW HOLLAND - Loader (Cont'd)						
LB95						
All Engines	2000-	Bosch Direct Drive	BO	DD	12	18024N
All Engines		Iskra Direct Drive	BO	DD	12	18024N
NEW HOLLAND - Motor Grader						
FG65						
All Engines	1999-	Bosch System	BO	DD	12	18024N
RG100						
5.0L 4 Cyl. 99HP Diesel	2000-	Bosch System	BO	DD	12	18024N
5.0L 4 Cyl. 99HP Diesel		Iskra System	BO	DD	12	18024N
RG80						
4.4L 4 Cyl. 80HP Diesel	2000-	Bosch System	BO	DD	12	18024N
4.4L 4 Cyl. 80HP Diesel		Iskra System	BO	DD	12	18024N
NEW HOLLAND - Other Agricultural Equipment						
1915						
6 Cyl. 10.49L 10487cc						
639cid	1996-85	Cat. 3306 Diesel, Delco 42MT	DR	42MT	12	6371N
6 Cyl. 10.49L 10487cc						
639cid	1990	Cat. 3306 Diesel, Delco 42MT	DR	42MT	12	6371N
2100						
3 Cyl. Diesel	1974-65	Lucas System : M127 version	LU	DD	12	16608N-M127
3 Cyl. Diesel		Lucas System M50 version	LU	DD	12	16608N-M50
2115						
6 Cyl. 14.59L 14594cc						
890cid	1996-87	Cat. 3406 Diesel, Delco System	DR	42MT	12	6356N
6 Cyl. 14.59L 14594cc						
890cid	1989	Cat. 3406 Diesel, Delco System	DR	42MT	12	6356N
NEW HOLLAND - Skid Steer Loader						
L140						
N843 1.5L 32HP Diesel	2006-	Denso System	ND	OSGR	12	18139N
L150						
N843H 1.5L 38HP Diesel	2006-	Denso System	ND	OSGR	12	18139N
L160						
N844 2.0L 46HP Diesel	2006-	Denso System	ND	OSGR	12	18139N
L170						
N844T 2.0L 52HP Turbo						
Dsl	2006-	Denso System	ND	OSGR	12	18139N
L175						
N844T 2.0L 60HP Turbo						
Dsl	2007-	Denso System	ND	OSGR	12	18139N
L445						
F2L511D Deutz	1983-75	Bosch System	BO	DD	12	17112N
L451						
F2L511D Deutz	1985-83	Bosch System	BO	DD	12	17112N
L454						
Ford VSG411	1993-91	UT System	UT	PMDD	12	5921N

STARTERS

ENGINE	YEAR	APPLICATION	Mfg	Type	Volt	PART NUMBER
NEW HOLLAND - Skid Steer Loader (Cont'd)						
L454 (Cont'd)						
Kubota V1402	1995-93	Denso System	ND	OSGR	12	18144N
L455						
Kubota V1402	1993-83	Denso System	ND	OSGR	12	18144N
L465						
N843 Diesel	1999-94	Denso System (#46640-On)	ND	OSGR	12	18139N
N843 Diesel		Denso System (To #46639)	ND	OSGR	12	18139N
L553						
Kubota V1902	1993-87	Denso System	ND	OSGR	12	18144N
L555						
Kubota V1902	1993-81	Denso System	ND	OSGR	12	18144N
Perkins 4-108 Diesel	1993-89	Delco System	DR	OSGR	12	6571N
Perkins 4-108 Diesel	1988-81	Delco System	DR	OSGR	12	6571N
L565						
N844 Diesel	1999-94	Denso System (#57422-On)	ND	OSGR	12	18139N
N844 Diesel		Denso System (To #57421)	ND	OSGR	12	18139N
L775D						
F3L912 Deutz	1984	Delco System	DR	OSGR	12	6571N
F3L912 Deutz	1983-79	Bosch System	BO	DD	12	17074N
F3L912 Deutz	1978-73	Bosch System	BO	DD	12	17075N
L779D						
Perkins 4-203 Diesel	1984	Delco System	DR	OSGR	12	6572N
Perkins 4-203 Diesel	1983-80	Delco System	DR	OSGR	12	6572N
L781						
F3L912 Deutz	1993-84	Bosch System	BO	DD	12	17074N
Ford 201 Diesel		Lucas System : M127 version	LU	DD	12	16608N-M127
Ford 201 Diesel		Lucas System, M50 version	LU	DD	12	16608N-M50
L783						
Ford 201 Diesel	1995-88	Lucas System : M127 version	LU	DD	12	16608N-M127
Ford 201 Diesel		Lucas System, M50 version	LU	DD	12	16608N-M50
Perkins 4-203 Diesel	1995-89	Delco System	DR	OSGR	12	6572N
Perkins 4-203 Diesel	1988	Delco System	DR	OSGR	12	6572N
L785						
Ford 201 Diesel	1994-84	Lucas System : M127 version	LU	DD	12	16608N-M127
Ford 201 Diesel		Lucas System, M50 version	LU	DD	12	16608N-M50
Perkins 4-203 Diesel	1994-89	Delco System	DR	OSGR	12	6572N
Perkins 4-203 Diesel	1988-84	Delco System	DR	OSGR	12	6572N
LS140						
N843 Diesel	2000-	Denso System	ND	OSGR	12	18139N
LS150						
N843H Diesel	2000-	Denso System	ND	OSGR	12	18139N
LS160						
N844 Diesel	2000-	Denso System	ND	OSGR	12	18139N
LS170						
N844T Diesel	2000-	Denso System	ND	OSGR	12	18139N
LX465						
N843 Diesel	1999-94	Denso System (#46640-On)	ND	OSGR	12	18139N
N843 Diesel		Denso System (To #46639)	ND	OSGR	12	18139N

STARTERS

STARTERS

ENGINE	YEAR	APPLICATION	Mfg	Type	Volt	PART NUMBER
NEW HOLLAND - Skid Steer Loader (Cont'd)						
LX485						
N843 Diesel	1999-94	Denso System (#46640-On)	ND	OSGR	12	18139N
N843 Diesel		Denso System (To #46639)	ND	OSGR	12	18139N
LX565						
N844 Diesel	1999-94	Denso System (#57422-On)	ND	OSGR	12	18139N
N844 Diesel		Denso System (To #57421)	ND	OSGR	12	18139N
LX665						
N844 Diesel	1999-94	Denso System (#57422-On)	ND	OSGR	12	18139N
N844 Diesel		Denso System (To #57421)	ND	OSGR	12	18139N
NEW HOLLAND - Tractor						
5530HC						
4-220 Ford Diesel	1996-92	Bosch System	BO	PLGR	12	18374N
5635						
4-238 Ford Diesel	1999-96	Bosch System	BO	PLGR	12	18374N
5640						
4-268 Ford Diesel	1998-91	Bosch System	BO	DD	12	18024N
6530HC						
4-268 Ford Diesel	1997-92	Bosch System	BO	DD	12	18024N
4-268 Ford Diesel		Bosch System	BO	PLGR	12	18374N
6635						
4-238 Ford Diesel	1999-96	Bosch System	BO	PLGR	12	18374N
6640						
4-304 Ford Diesel	1998-91	Bosch System	BO	DD	12	18024N
7010						
4-304 Ford Diesel	2000-96	Bosch System	BO	DD	12	18024N
7530HC						
6-331 Ford Diesel	1996-92	Bosch System	BO	PLGR	12	18374N
7635						
4-238 Ford Diesel	1999-96	Bosch System	BO	PLGR	12	18374N
7740						
4-304 Ford Diesel	1998-91	Bosch System	BO	DD	12	18024N
7810						
6-401 Ford Diesel	1990-80	Lucas System : M127 version	LU	DD	12	16608N-M127
6-401 Ford Diesel		Lucas System M50 version	LU	DD	12	16608N-M50
7840						
6-401 Ford Diesel	1996-91	Bosch System	BO	DD	12	18024N
8240						
6-456 Ford Diesel	1997-92	Bosch System	BO	DD	12	18024N
8340						
6-456 Ford Diesel	1997-92	Bosch System	BO	DD	12	18024N
8530						
6-401 Ford Diesel	1993-90	Lucas System : M127 version	LU	DD	12	16608N-M127
6-401 Ford Diesel		Lucas System M50 version	LU	DD	12	16608N-M50
9280 Tractor						
Cummins LT-10A	1997-94	Delco System (w/Jump Start Protection)	DR	42MT	12	6513N

STARTERS

ENGINE	YEAR	APPLICATION	Mfg	Type	Volt	PART NUMBER
NEW HOLLAND - Tractor (Cont'd)						
9282 Tractor						
Cummins 6CTA	1998-96	Delco System (w/Jump Start Protection)	DR	42MT	12	6513N
9480 Tractor						
Cummins NTA-855	1997-94	Delco System (w/Jump Start Protection)	DR	42MT	12	6513N
9482 Tractor						
Cummins M11	1998-96	Delco System (w/Jump Start Protection)	DR	42MT	12	6513N
9680 Tractor						
Cummins NTA-855	1997-94	Delco System (w/Jump Start Protection)	DR	42MT	12	6513N
9682 Tractor						
Cummins N14	1998-96	Delco System (w/Jump Start Protection)	DR	42MT	12	6513N
9840 Tractor						
Cummins NTA-855A	1996-94	Delco System (w/Jump Start Protection)	DR	42MT	12	6513N
9860 Tractor						
Cummins NTA-855A	1996-94	Delco System (w/Jump Start Protection)	DR	42MT	12	6513N
9880 Tractor						
Cummins NTA-855 , A	1997-94	Delco System (w/Jump Start Protection)	DR	42MT	12	6513N
9882 Tractor						
Cummins N14	1998-96	Delco System (w/Jump Start Protection)	DR	42MT	12	6513N
L-60						
All Engines	1997-96	Bosch System	BO	PLGR	12	18374N
L-65						
All Engines	1997-96	Bosch System	BO	PLGR	12	18374N
L-75						
All Engines	1997-96	Bosch System	BO	PLGR	12	18374N
L-85						
All Engines	1997-96	Bosch System	BO	PLGR	12	18374N
L-95						
All Engines	1997-96	Bosch System	BO	PLGR	12	18374N
TK100A						
3.9L 93HP NH Diesel	2004-	Bosch System	BO	PLGR	12	18374N
TK76						
3.6L 71HP NH Diesel	2004-99	Bosch System	BO	PLGR	12	18374N
TK80A						
3.9L 77HP NH Diesel	2004-	Bosch System	BO	PLGR	12	18374N
TK80MA						
3.9L 77HP NH Diesel	2004-	Bosch System	BO	PLGR	12	18374N
TK85						
3.9L 80HP NH Diesel	2004-99	Bosch System	BO	PLGR	12	18374N
TK85M						
3.9L 80HP NH Diesel	2004-99	Bosch System	BO	PLGR	12	18374N
TK90A						
3.9L 90HP NH Diesel	2004-	Bosch System	BO	PLGR	12	18374N
TK90MA						
3.9L 90HP NH Diesel	2004-	Bosch System	BO	PLGR	12	18374N

STARTERS

STARTERS

ENGINE	YEAR	APPLICATION	Mfg	Type	Volt	PART NUMBER
NEW HOLLAND - Tractor (Cont'd)						
TT45A						
2.0L 4 Cyl. 40HP Diesel	2007-	Denso System	ND	OSGR	12	18139N
TT50A						
2.2L 4 Cyl. 48HP Diesel	2007-	Denso System	ND	OSGR	12	18139N
TT60A						
2.9L 3 Cyl. 56HP Diesel	2007-	Bosch System	BO	PLGR	12	18374N
TT75A						
3.9L 4 Cyl. 75HP Diesel	2007-	Bosch System	BO	PLGR	12	18374N
NEW HOLLAND - Tractor - Compact						
1000						
2-77 Shibaura Diesel	1978-73	Hitachi System	HI	DD	12	17331N
1110						
2-43 Shibaura Diesel	1986-83	Hitachi System	HI	DD	12	17305N
1120						
3-53 Shibaura Diesel	1994-87	Denso System	ND	OSGR	12	17366N
1200						
2-43 Shibaura Diesel	1982-79	Hitachi System	HI	DD	12	17305N
1215						
3-54 Shibaura Diesel	1998-93	Denso System	ND	OSGR	12	17366N
1220						
3-58 Shibaura Diesel	1998-87	Denso System	ND	OSGR	12	17366N
1300						
2-49 Shibaura Diesel	1982-81	Hitachi System	HI	DD	12	17305N
1310						
3-58 Shibaura Diesel	1986-83	Hitachi System	HI	DD	12	17300N
1320						
3-77 Shibaura Diesel	1998-87	Original Starter (11-Tooth Drive)	MI	OSGR	12	17244N
3-77 Shibaura Diesel		Replacement (9-Tooth Drive)	MI	PMGR	12	18395N
1500						
2 Cyl. Shibaura Diesel	1982-79	Hitachi System	HI	DD	12	17331N
1510						
3-68 Shibaura Diesel	1986-83	Hitachi System	HI	DD	12	17300N
1520						
3-81 Shibaura Diesel	1997-87	Original Starter (11-Tooth Drive)	MI	OSGR	12	17244N
3-81 Shibaura Diesel		Replacement (9-Tooth Drive)	MI	PMGR	12	18395N
1530						
3-81 Shibaura Diesel	1998-96	Original Starter (11-Tooth Drive)	MI	OSGR	12	17244N
3-81 Shibaura Diesel		Replacement (9-Tooth Drive)	MI	PMGR	12	18395N
1600						
2-77 Shibaura Diesel	1979-76	Hitachi System	HI	DD	12	17331N
1620						
3-81 Shibaura Diesel	1997-91	Original Starter (11-Tooth Drive)	MI	OSGR	12	17244N
3-81 Shibaura Diesel	1979-76	Replacement (9-Tooth Drive)	MI	PMGR	12	18395N

STARTERS

ENGINE	YEAR	APPLICATION	Mfg	Type	Volt	PART NUMBER
NEW HOLLAND - Tractor - Compact (Cont'd)						
1630						
3-81 Shibaura Diesel	1999-97	Original Starter (11-Tooth Drive)	MI	OSGR	12	17244N
3-81 Shibaura Diesel		Replacement (9-Tooth Drive)	MI	PMGR	12	18395N
1700						
2-78 Shibaura Diesel	1982-79	Hitachi System	HI	DD	12	17331N
1710						
3-85 Shibaura Diesel	1987-83	Mitsubishi System	MI	PMGR	12	18395N
1715						
3-81 Shibaura Diesel	1997-93	Original Starter (11-Tooth Drive)	MI	OSGR	12	17244N
3-81 Shibaura Diesel		Replacement (9-Tooth Drive)	MI	PMGR	12	18395N
1720						
3-81 Shibaura Diesel	2002-87	Original Starter (11-Tooth Drive)	MI	OSGR	12	17244N
3-81 Shibaura Diesel		Replacement (9-Tooth Drive)	MI	PMGR	12	18395N
1725						
3-81 Shibaura Diesel	1998-96	Mitsubishi System	MI	PMGR	12	18395N
1920						
4-122 Shibaura Diesel	2002-97	Denso (12/1/96-On)	ND	OSGR	12	18139N
4-122 Shibaura Diesel	1996-93	Denso (6/30/93 - 11/30/96)	ND	OSGR	12	18139N
4-122 Shibaura Diesel	1993-87	Mitsubishi (To 6/30/93)	MI	OSGR	12	17244N
1925						
3-91 Shibaura Diesel	1998-96	Original Starter (11-Tooth Drive)	MI	OSGR	12	17244N
3-91 Shibaura Diesel		Replacement (9-Tooth Drive)	MI	PMGR	12	18395N
3415						
4-135 Shibaura Diesel	2002-93	Denso (12/1/96-On)	ND	OSGR	12	18139N
4-135 Shibaura Diesel		Denso (6/30/93 - 11/30/96)	ND	OSGR	12	18139N
4-135 Shibaura Diesel		Mitsubishi (To 6/30/93)	MI	OSGR	12	17244N
Boomer 1020						
0.95L 3 Cyl. 20HP Diesel	2008-	Denso System	ND	OSGR	12	17366N
Boomer 1025						
1.1L 3 Cyl. 26HP Diesel	2008-	Denso System	ND	OSGR	12	17366N
Boomer 1030						
1.1L 3 Cyl. 28HP Diesel	2008-	Denso System	ND	OSGR	12	17366N
Boomer 4055						
2.2L 4 Cyl. 55HP Diesel	2008-	Denso System	ND	OSGR	12	18139N
T1510						
1.5L 3 Cyl. 30HP Diesel	2008-	Mitsubishi System	MI	PMGR	12	18395N
T1520						
1.7L 3 Cyl. 35HP Diesel	2007-	Mitsubishi System	MI	PMGR	12	18395N
T2210						
1.5L 3 Cyl. 31HP Diesel	2008-	Mitsubishi System	MI	PMGR	12	18395N
T2220						
1.6L 3 Cyl. 35HP Diesel	2008-	Denso System	ND	OSGR	12	18139N
TB85						
4392cc NH Turbo Dsl	2003-	Bosch System	BO	DD	12	18024N
4392cc NH Turbo Dsl		Iskra System	BO	DD	12	18024N

STARTERS

STARTERS

ENGINE	YEAR	APPLICATION	Mfg	Type	Volt	PART NUMBER
NEW HOLLAND - Tractor - Compact (Cont'd)						
TC21						
Shibure 21HP Diesel	2005-99	Denso System	ND	OSGR	12	17366N
TC21D						
Shibure 21HP Diesel	2005-99	Denso System	ND	OSGR	12	17366N
TC25						
Shibura 25HP Diesel	2005-98	9-Tooth Drive, Replaces 11-Tooth	MI	PMGR	12	18395N
TC25D						
Shibura 25HP Diesel	2005-98	9-Tooth Drive, Replaces 11-Tooth	MI	PMGR	12	18395N
TC29						
Shibura 29HP Diesel	1999-	9-Tooth Drive, Replaces 11-Tooth	MI	PMGR	12	18395N
TC29D						
Shibura 29HP Diesel	1999-	9-Tooth Drive, Replaces 11-Tooth	MI	PMGR	12	18395N
TC33						
Shibura 33HP Diesel	1999-	Mitsubishi System	MI	PMGR	12	18395N
TC33D						
Shibura 33HP Diesel	1999-	Mitsubishi System	MI	PMGR	12	18395N
TC35						
New Holland 35HP Diesel	2000-	Denso System	ND	OSGR	12	18139N
TC35DA						
New Holland 35HP Diesel	2003-	Denso System	ND	OSGR	12	18139N
TC40						
New Holland 40HP Diesel	2000-	Denso System	ND	OSGR	12	18139N
TC40D						
New Holland 40HP Diesel	2000-	Denso System	ND	OSGR	12	18139N
TC45						
New Holland 45HP Diesel	2000-	Denso System	ND	OSGR	12	18139N
TC45D						
New Holland 45HP Diesel	2000-	Denso System	ND	OSGR	12	18139N
TZ24DA						
New Holland 24HP Diesel	2005-03	Denso System	ND	OSGR	12	17366N
NEW HOLLAND - Tractor Loader						
U80B						
FPT 445T/MMG 85HP	2008-	Denso System	ND	OSGR	12	19614N
NEW HOLLAND - Utility Tractor						
230A						
3 Cyl. Diesel	1983-81	Hitachi System	HI	DD	12	17294
3 Cyl. Diesel		Lucas System : M127 version	LU	DD	12	16608N-M127
3 Cyl. Diesel		Lucas System M50 version	LU	DD	12	16608N-M50

STARTERS

ENGINE	YEAR	APPLICATION	Mfg	Type	Volt	PART NUMBER
NEW HOLLAND - Utility Tractor (Cont'd)						
231						
3 Cyl. Diesel	1981-75	Hitachi System	HI	DD	12	17294
3 Cyl. Diesel		Lucas System : M127 version	LU	DD	12	16608N-M127
3 Cyl. Diesel		Lucas System M50 version	LU	DD	12	16608N-M50
233						
3 Cyl. Diesel	1981-75	Hitachi System	HI	DD	12	17294
3 Cyl. Diesel		Lucas System : M127 version	LU	DD	12	16608N-M127
3 Cyl. Diesel		Lucas System M50 version	LU	DD	12	16608N-M50
234						
3 Cyl. Diesel	1983-75	Hitachi System	HI	DD	12	17294
3 Cyl. Diesel		Lucas System : M127 version	LU	DD	12	16608N-M127
3 Cyl. Diesel		Lucas System M50 version	LU	DD	12	16608N-M50
250C						
3 Cyl. Diesel	1994-89	Lucas System : M127 version	LU	DD	12	16608N-M127
3 Cyl. Diesel		Lucas System, M50 version	LU	DD	12	16608N-M50
333						
3 Cyl. Diesel	1981-75	Hitachi System	HI	DD	12	17294
3 Cyl. Diesel		Lucas System : M127 version	LU	DD	12	16608N-M127
3 Cyl. Diesel		Lucas System M50 version	LU	DD	12	16608N-M50
334						
3 Cyl. Diesel	1983-82	Hitachi System	HI	DD	12	17294
3 Cyl. Diesel		Lucas System : M127 version	LU	DD	12	16608N-M127
3 Cyl. Diesel		Lucas System M50 version	LU	DD	12	16608N-M50
335						
3 Cyl. Diesel	1984-75	Hitachi System	HI	DD	12	17294
3 Cyl. Diesel		Lucas System : M127 version	LU	DD	12	16608N-M127
3 Cyl. Diesel		Lucas System M50 version	LU	DD	12	16608N-M50
340						
3 Cyl. Diesel	1988-79	Hitachi System	HI	DD	12	17294
3 Cyl. Diesel		Lucas System : M127 version	LU	DD	12	16608N-M127
3 Cyl. Diesel		Lucas System M50 version	LU	DD	12	16608N-M50
345C						
3 Cyl. Diesel	1992-88	Lucas System : M127 version	LU	DD	12	16608N-M127
3 Cyl. Diesel		Lucas System, M50 version	LU	DD	12	16608N-M50
345D						
3 Cyl. Diesel	2000-92	Lucas System : M127 version	LU	DD	12	16608N-M127
3 Cyl. Diesel		Lucas System, M50 version	LU	DD	12	16608N-M50
445						
3 Cyl. Diesel	1985-78	Hitachi System	HI	DD	12	17294
3 Cyl. Diesel		Lucas System : M127 version	LU	DD	12	16608N-M127
3 Cyl. Diesel		Lucas System M50 version	LU	DD	12	16608N-M50
445A						
3 Cyl. Diesel	1988-85	Hitachi System	HI	DD	12	17294
3 Cyl. Diesel		Lucas System : M127 version	LU	DD	12	16608N-M127
3 Cyl. Diesel		Lucas System M50 version	LU	DD	12	16608N-M50
445C						
3 Cyl. Diesel	1992-89	Lucas System : M127 version	LU	DD	12	16608N-M127
3 Cyl. Diesel		Lucas System, M50 version	LU	DD	12	16608N-M50
445D						
3 Cyl. Diesel	2000-92	Lucas System : M127 version	LU	DD	12	16608N-M127

STARTERS

STARTERS

ENGINE	YEAR	APPLICATION	Mfg	Type	Volt	PART NUMBER
NEW HOLLAND - Utility Tractor (Cont'd)						
445D (Cont'd)						
3 Cyl. Diesel		Lucas System, M50 version	LU	DD	12	16608N-M50
450						
3 Cyl. Diesel	1988-87	Hitachi System	HI	DD	12	17294
3 Cyl. Diesel		Lucas System : M127 version	LU	DD	12	16608N-M127
3 Cyl. Diesel		Lucas System, M50 version	LU	DD	12	16608N-M50
455						
3 Cyl. Diesel	1988-87	Lucas System : M127 version	LU	DD	12	16608N-M127
3 Cyl. Diesel		Lucas System, M50 version	LU	DD	12	16608N-M50
455C						
3 Cyl. Diesel	1993-88	Lucas System : M127 version	LU	DD	12	16608N-M127
3 Cyl. Diesel		Lucas System, M50 version	LU	DD	12	16608N-M50
455D						
3 Cyl. Diesel	1996-92	Lucas System : M127 version	LU	DD	12	16608N-M127
3 Cyl. Diesel		Lucas System, M50 version	LU	DD	12	16608N-M50
530A						
3 Cyl. Diesel	1983-81	Hitachi System	HI	DD	12	17294
3 Cyl. Diesel		Lucas System : M127 version	LU	DD	12	16608N-M127
3 Cyl. Diesel		Lucas System M50 version	LU	DD	12	16608N-M50
531						
3 Cyl. Diesel	1981-75	Hitachi System	HI	DD	12	17294
3 Cyl. Diesel		Lucas System : M127 version	LU	DD	12	16608N-M127
3 Cyl. Diesel		Lucas System M50 version	LU	DD	12	16608N-M50
532						
3 Cyl. Diesel	1978-75	Hitachi System	HI	DD	12	17294
3 Cyl. Diesel		Lucas System : M127 version	LU	DD	12	16608N-M127
3 Cyl. Diesel		Lucas System M50 version	LU	DD	12	16608N-M50
535						
3 Cyl. Diesel	1978-75	Hitachi System	HI	DD	12	17294
3 Cyl. Diesel		Lucas System : M127 version	LU	DD	12	16608N-M127
3 Cyl. Diesel		Lucas System M50 version	LU	DD	12	16608N-M50
TN55						
2.9L NH 50HP Diesel	2004-99	Bosch System (C4586)	BO	DD	12	17093N
2.9L NH 50HP Diesel		Bosch System (D4586)	BO	PLGR	12	18950N
TN55D, S						
2.9L NH 50HP Diesel	2004-99	Bosch System (C4586)	BO	DD	12	17093N
2.9L NH 50HP Diesel		Bosch System (D4586)	BO	PLGR	12	18950N
TN60A, DA, SA						
2.9L NH 57HP Diesel	2004-	Bosch System	BO	PLGR	12	18950N
TN60VA						
2.9L NH 57HP Diesel	2004-	Bosch System	BO	PLGR	12	18950N
TN65						
2.9L NH 65HP Diesel	2003-99	Bosch System (C4586)	BO	DD	12	17093N
2.9L NH 65HP Diesel		Bosch System (D4586)	BO	PLGR	12	18950N
TN65D, F, S						
2.9L NH 65HP Diesel	2003-99	Bosch System (C4586)	BO	DD	12	17093N
2.9L NH 65HP Diesel		Bosch System (D4586)	BO	PLGR	12	18950N

STARTERS

ENGINE	YEAR	APPLICATION	Mfg	Type	Volt	PART NUMBER
NEW HOLLAND - Utility Tractor (Cont'd)						
TN65V						
2.9L NH 65HP Diesel	2004-00	Bosch System	BO	PLGR	12	18950N
TN70						
2.9L NH 67HP Diesel	2003-99	Bosch System (C4586)	BO	DD	12	17093N
2.9L NH 67HP Diesel		Bosch System (D4586)	BO	PLGR	12	18950N
TN70A						
2.9L NH 67HP Diesel	2004-	Bosch System	BO	PLGR	12	18950N
TN70D						
2.9L NH 67HP Diesel	2003-00	Bosch System	BO	PLGR	12	18950N
TN70DA						
2.9L NH 67HP Diesel	2004-	Bosch System	BO	PLGR	12	18950N
TN70F						
2.9L NH 67HP Diesel	2004-01	Bosch System	BO	PLGR	12	18374N
TN70S						
2.9L NH 67HP Diesel	2003-00	Bosch System	BO	PLGR	12	18950N
TN70SA						
2.9L NH 67HP Diesel	2004-	Bosch System	BO	PLGR	12	18950N
TN70VA						
2.9L NH 67HP Diesel	2004-	Bosch System	BO	PLGR	12	18950N
TN75						
2.9L NH 75HP Diesel	2003-00	Bosch System (C4586)	BO	DD	12	17093N
2.9L NH 75HP Diesel		Bosch System (D4586)	BO	PLGR	12	18950N
TN75A						
2.9L NH 75HP Diesel	2004-	Bosch System	BO	PLGR	12	18950N
TN75D						
2.9L NH 75HP Diesel	2003-99	Bosch System (C4586)	BO	DD	12	17093N
2.9L NH 75HP Diesel		Bosch System (D4586)	BO	PLGR	12	18950N
TN75DA						
2.9L NH 75HP Diesel	2004-	Bosch System	BO	PLGR	12	18950N
TN75F						
2.9L NH 75HP Diesel	2001-97	Bosch System (C4586)	BO	DD	12	18029N
2.9L NH 75HP Diesel		Bosch System (D4586)	BO	PLGR	12	18374N
TN75FA						
3.9L NH 75HP Diesel	2004-	Bosch System	BO	PLGR	12	18374N
TN75S						
2.9L NH 75HP Diesel	2003-99	Bosch System (C4586)	BO	DD	12	17093N
2.9L NH 75HP Diesel		Bosch System (D4586)	BO	PLGR	12	18950N
TN75SA						
2.9L NH 75HP Diesel	2004-	Bosch System	BO	PLGR	12	18950N
TN75V						
2.9L NH 75HP Diesel	2004-00	Bosch System	BO	PLGR	12	18950N
TN75VA						
2.9L NH 75HP Diesel	2004-	Bosch System	BO	PLGR	12	18950N
TN80F						
2.9L NH 80HP Diesel	2004-01	Bosch System	BO	PLGR	12	18374N

STARTERS

STARTERS

ENGINE	YEAR	APPLICATION	Mfg	Type	Volt	PART NUMBER
NEW HOLLAND - Utility Tractor (Cont'd)						
TN85FA						
3.9L NH 82HP Diesel	2004-	Bosch System	BO	PLGR	12	18374N
TN90F						
3.9L NH 88HP Diesel	2001-97	Bosch System (C4586)	BO	DD	12	18029N
3.9L NH 88HP Diesel		Bosch System (D4586)	BO	PLGR	12	18374N
TN95F						
3.9L NH 95HP Diesel	2004-01	Bosch System	BO	PLGR	12	18374N
TN95FA						
3.9L NH 95HP Diesel	2004-	Bosch System	BO	PLGR	12	18374N
TN95VA						
3.9L NH 95HP Diesel	2004-	Bosch System	BO	PLGR	12	18374N
NEW HOLLAND - Wheel Loader						
LW110						
All Engines	1999-	w/Bosch DD (To SN C3948)	BO	DD	24	18033N
All Engines		w/Bosch PLGR (SN D3948-On)	BO	PLGR	24	18959N
All Engines		w/Marelli DD (To SN C3863)	BO	DD	24	18033N
LW130						
All Engines	1999-	w/Bosch DD (To SN C3948)	BO	DD	24	18033N
All Engines		w/Bosch PLGR (SN D3948-On)	BO	PLGR	24	18959N
All Engines		w/Marelli DD (To SN C3863)	BO	DD	24	18033N
LW130TC						
All Engines	2000-	w/Bosch DD (To SN C3948)	BO	DD	24	18033N
All Engines		w/Bosch PLGR (SN D3948-On)	BO	PLGR	24	18959N
All Engines		w/Marelli DD (To SN C3863)	BO	DD	24	18033N
LW170						
Cummins 6CT Diesel	2006-00	BO. PLGR, 24 Volt, 10t, 4.0kW	BO	PLGR	24	30123N
Cummins 6CT Diesel		Iskra PLGR, 24 Volt, 10t, 4.0kW	BO	PLGR	24	30123N
LW190						
Cummins 6CT Diesel	2006-00	BO. PLGR, 24 Volt, 10t, 4.0kW	BO	PLGR	24	30123N
Cummins 6CT Diesel		Iskra PLGR, 24 Volt, 10t, 4.0kW	BO	PLGR	24	30123N
LW190B						
All	2002-	BO. PLGR, 24 Volt, 10t, 4.0kW	BO	PLGR	24	30123N
LW230						
Cummins 6CT Diesel	2006-00	BO. PLGR, 24 Volt, 10t, 4.0kW	BO	PLGR	24	30123N
Cummins 6CT Diesel		Iskra PLGR, 24 Volt, 10t, 4.0kW	BO	PLGR	24	30123N
LW90						
All Engines	1999-	w/Bosch DD (To SN C3948)	BO	DD	24	18033N
All Engines		w/Bosch PLGR (SN D3948-On)	BO	PLGR	24	18959N
All Engines		w/Marelli DD (To SN C3863)	BO	DD	24	18033N
NEW HOLLAND - Windrower						
1100						
2-43 Shibaura Diesel	1982-79	Hitachi System	HI	DD	12	17305N
Perkins 4-236 Diesel	1984-74	Lucas System	LU	DD	12	16670N
1112						
Ford 256 Diesel	1980-76	Lucas System : M127 version	LU	DD	12	16608N-M127
Ford 256 Diesel		Lucas System M50 version	LU	DD	12	16608N-M50

STARTERS

ENGINE	YEAR	APPLICATION	Mfg	Type	Volt	PART NUMBER
NEW HOLLAND - Windrower (Cont'd)						
1114						
Ford 256 Diesel	1980-76	Lucas System : M127 version	LU	DD	12	16608N-M127
Ford 256 Diesel		Lucas System M50 version	LU	DD	12	16608N-M50
1116						
Perkins 4-236 Diesel	1985-80	Lucas System	LU	DD	12	16670N
907						
Ford 256 Diesel	1972	Lucas System : M127 version	LU	DD	12	16608N-M127
Ford 256 Diesel		Lucas System M50 version	LU	DD	12	16608N-M50
909						
Ford 256 Diesel	1972	Lucas System : M127 version	LU	DD	12	16608N-M127
Ford 256 Diesel		Lucas System M50 version	LU	DD	12	16608N-M50
910						
Ford 256 Diesel	1978-72	Lucas System : M127 version	LU	DD	12	16608N-M127
Ford 256 Diesel		Lucas System M50 version	LU	DD	12	16608N-M50
912						
Ford 256 Diesel	1978-72	Lucas System : M127 version	LU	DD	12	16608N-M127
Ford 256 Diesel		Lucas System M50 version	LU	DD	12	16608N-M50
HW300						
All Engines	2004-98	Bosch System	BO	DD	12	18024N
HW320						
All Engines	2004-98	Bosch System	BO	DD	12	18024N
HW340						
All Engines	2004-98	ASN-665505	BO	DD	12	18024N
HW345 SP						
All Engines	2007-04	Iskra System	BO	DD	12	18024N
HW365 SP						
All Engines	2005-	Iskra System	BO	DD	12	18024N
NISSAN - Engine Industrial						
ED33						
Various Trucks (3.3L Eng.)	1988-81	Hitachi, 24V / 10T	MI	OSGR	24	19842N
Various Trucks (3.3L Eng.)		Mits., 24V / 10T	MI	OSGR	24	19842N
NF6						
All Engines	All	Sawafuji, 24V / 11T	SF	OSGR	24	32891N
PF6						
All Engines	All	Sawafuji, 24V / 11T	SF	OSGR	24	32891N
PG6						
All Engines	All	Sawafuji, 24V / 11T	SF	OSGR	24	32891N
NISSAN - Lift Truck						
AEH						
H20 Engine	All	Direct Drive	MI	DD	12	16794N
H20 Engine		Gear Reduction	MI	PMGR	12	17437N
Z24 Engine		OSGR (Early)	MI	OSGR	12	16935N
Z24 Engine		OSGR (Late)	MI	PMGR	12	17437N

STARTERS

STARTERS

ENGINE	YEAR	APPLICATION	Mfg	Type	Volt	PART NUMBER
NISSAN - Lift Truck (Cont'd)						
AH						
A15 Engine	All	OSGR (Early)	MI	OSGR	12	16935N
A15 Engine		OSGR (Late)	MI	PMGR	12	17437N
H20 Engine		Direct Drive	MI	DD	12	16794N
H20 Engine		Gear Reduction	MI	PMGR	12	17437N
AL30						
Mit. K21 Eng.	2006-04	Mit. PMGR	MI	PMGR	12	18973N
AL35						
Mit. K21 Eng.	2006-04	Mit. PMGR	MI	PMGR	12	18973N
AL50						
Mit. K21 Eng.	2006-04	Mit. PMGR	MI	PMGR	12	18973N
APH						
A15 Engine	All	OSGR (Early)	MI	OSGR	12	16935N
A15 Engine		OSGR (Late)	MI	PMGR	12	17437N
H20 Engine		Direct Drive	MI	DD	12	16794N
H20 Engine		Gear Reduction	MI	OSGR	12	16935N
ASH						
A15 Engine	All	OSGR (Early)	MI	OSGR	12	16935N
A15 Engine		OSGR (Late)	MI	PMGR	12	17437N
H20 Engine		Direct Drive	MI	DD	12	16794N
H20 Engine		Gear Reduction	MI	OSGR	12	16935N
BF						
TB42 Engine	All	Gear Reduction	HI	OSGR	12	18054N
CEF						
H20 Engine	All	Direct Drive (Opt.)	MI	DD	12	16794N
H20 Engine		Gear Reduction	MI	OSGR	12	16935N
H20 Engine		New Unit, Direct Drive (Std.), Hitachi Unit	MI	DD	12	16210N
H20 Engine		New Unit, Direct Drive (Std.), Mitsubishi Unit	MI	DD	12	16210N
H20 Engine		Reman Unit, Direct Drive (Std.), Hitachi Unit	MI	DD	12	16210-9T
H20 Engine		Reman Unit, Direct Drive (Std.), Mitsubishi Unit	MI	DD	12	16210-9T
CEGH						
H20 Engine	All	Direct Drive	MI	DD	12	16794N
H20 Engine		Gear Reduction	MI	OSGR	12	16935N
Z24 Engine		OSGR (Early)	MI	OSGR	12	16935N
Z24 Engine		OSGR (Late)	MI	PMGR	12	17437N
CEH						
H20 Engine	All	Direct Drive	MI	DD	12	16794N
H20 Engine		Gear Reduction	MI	OSGR	12	16935N
Z24 Engine		OSGR (Early)	MI	OSGR	12	16935N
Z24 Engine		OSGR (Late)	MI	PMGR	12	17437N
CF						
J15 Engine	All	Direct Drive (Opt.)	MI	DD	12	16794N
J15 Engine		Gear Reduction	MI	OSGR	12	16935N
J15 Engine		New Unit, Direct Drive (Std.), Hitachi Unit	MI	DD	12	16210N
J15 Engine		New Unit, Direct Drive (Std.), Mitsubishi Unit	MI	DD	12	16210N
J15 Engine		Reman Unit, Direct Drive (Std.), Hitachi Unit	MI	DD	12	16210-9T
J15 Engine		Reman Unit, Direct Drive (Std.), Mitsubishi Unit	MI	DD	12	16210-9T
CL30						
Mit. K21 Eng.	2006-04	Mit. PMGR	MI	PMGR	12	18973N

STARTERS

ENGINE	YEAR	APPLICATION	Mfg	Type	Volt	PART NUMBER
NISSAN - Lift Truck (Cont'd)						
CL35						
Mit. K21 Eng.	2006-04	Mit. PMGR	MI	PMGR	12	18973N
CL40						
Mit. K21 Eng.	2006-04	Mit. PMGR	MI	PMGR	12	18973N
CL50						
Mit. K21 Eng.	2006-04	Mit. PMGR	MI	PMGR	12	18973N
CL55						
Mit. K21 Eng.	2006-04	Mit. PMGR	MI	PMGR	12	18973N
CL60						
Mit. K25 Eng.	2006-04	Mit. PMGR	MI	PMGR	12	18973N
CL70						
Mit. K25 Eng.	2006-04	Mit. PMGR	MI	PMGR	12	18973N
CL80						
Mit. K25 Eng.	2006-04	Mit. PMGR	MI	PMGR	12	18973N
CLS40						
Mit. K21 Eng.	2006-04	Mit. PMGR	MI	PMGR	12	18973N
CLS60						
Mit. K25 Eng.	2006-04	Mit. PMGR	MI	PMGR	12	18973N
CLS65						
Mit. K25 Eng.	2006-04	Mit. PMGR	MI	PMGR	12	18973N
CLU40						
Mit. K25 Eng.	2006-04	Mit. PMGR	MI	PMGR	12	18973N
CLU50						
Mit. K25 Eng.	2006-04	Mit. PMGR	MI	PMGR	12	18973N
CLU55						
Mit. K25 Eng.	2006-04	Mit. PMGR	MI	PMGR	12	18973N
CPF						
H20 Engine	All	Direct Drive (Opt.)	MI	DD	12	16794N
H20 Engine		Gear Reduction	MI	OSGR	12	16935N
H20 Engine		New Unit, Direct Drive (Std.), Hitachi Unit	MI	DD	12	16210N
H20 Engine		New Unit, Direct Drive (Std.), Mitsubishi Unit	MI	DD	12	16210N
H20 Engine		Reman Unit, Direct Drive (Std.), Hitachi Unit	MI	DD	12	16210-9T
H20 Engine		Reman Unit, Direct Drive (Std.), Mitsubishi Unit	MI	DD	12	16210-9T
CPH						
A15 Engine	All	OSGR (Early)	MI	OSGR	12	16935N
A15 Engine		OSGR (Late)	MI	PMGR	12	17437N
H20 Engine		Direct Drive	MI	DD	12	16794N
H20 Engine		OSGR (Early)	MI	OSGR	12	16935N
H20 Engine		OSGR (Late)	MI	PMGR	12	17437N
Z24 Engine		Direct Drive	MI	DD	12	16794N
Z24 Engine		OSGR (Early)	MI	OSGR	12	16935N
Z24 Engine		OSGR (Late)	MI	PMGR	12	17437N
CQF						
H20 Engine	All	Direct Drive (Opt.)	MI	DD	12	16794N
H20 Engine		Gear Reduction	MI	OSGR	12	16935N
H20 Engine		New Unit, Direct Drive (Std.), Hitachi Unit	MI	DD	12	16210N
H20 Engine		New Unit, Direct Drive (Std.), Mitsubishi Unit	MI	DD	12	16210N
H20 Engine		Reman Unit, Direct Drive (Std.), Hitachi Unit	MI	DD	12	16210-9T

STARTERS

STARTERS

ENGINE	YEAR	APPLICATION	Mfg	Type	Volt	PART NUMBER
NISSAN - Lift Truck (Cont'd)						
CQF (Cont'd)						
H20 Engine		Reman Unit, Direct Drive (Std.), Mitsubishi Unit	MI	DD	12	16210-9T
CRGH						
H20 Engine	All	Direct Drive	MI	DD	12	16794N
H20 Engine		Gear Reduction	MI	PMGR	12	17437N
Z24 Engine		OSGR (Early)	MI	OSGR	12	16935N
Z24 Engine		OSGR (Late)	MI	PMGR	12	17437N
DF						
TB42 Engine	All	Gear Reduction	HI	OSGR	12	18054N
EGH						
H20 Engine	All	Direct Drive	MI	DD	12	16794N
H20 Engine		Gear Reduction	MI	PMGR	12	17437N
Z24 Engine		Direct Drive	MI	DD	12	16794N
Z24 Engine		Gear Reduction	MI	OSGR	12	16935N
EH						
A15 Engine	All	Direct Drive	MI	DD	12	16794N
A15 Engine		Gear Reduction	MI	PMGR	12	17437N
H20 Engine		Direct Drive	MI	DD	12	16794N
H20 Engine		Gear Reduction	MI	PMGR	12	17437N
F01						
J15 Gas Engine	1986-	Gear Reduction	MI	OSGR	12	16935N
J15 Gas Engine	1982-	Direct Drive	MI	DD	12	16794N
J15 Gas Engine	1981-75	New Unit, Direct Drive, Hitachi Unit	MI	DD	12	16210N
J15 Gas Engine		New Unit, Direct Drive, Mitsubishi Unit	MI	DD	12	16210N
J15 Gas Engine		Reman Unit, Direct Drive, Hitachi Unit	MI	DD	12	16210-9T
J15 Gas Engine		Reman Unit, Direct Drive, Mitsubishi Unit	MI	DD	12	16210-9T
J18 Gas Engine	1986-	Gear Reduction	MI	OSGR	12	16935N
F02						
H20 Gas Engine	1981-	Direct Drive	MI	DD	12	16794N
H20 Gas Engine		Gear Reduction	MI	OSGR	12	16935N
F03						
TB42 Engine	1989-	Gear Reduction	HI	OSGR	12	18054N
TD42 Engine		Gear Reduction	HI	OSGR	24	18058N
F05						
FD6 Engine	1986-	Gear Reduction	HI	OSGR	24	18059N
FG204						
J15 Engine	1975-	New Unit, Direct Drive, Hitachi Unit	MI	DD	12	16210N
J15 Engine		New Unit, Direct Drive, Mitsubishi Unit	MI	DD	12	16210N
J15 Engine		Reman Unit, Direct Drive, Hitachi Unit	MI	DD	12	16210-9T
J15 Engine		Reman Unit, Direct Drive, Mitsubishi Unit	MI	DD	12	16210-9T
H01						
A15 Gas Engine	1990-	Gear Reduction	MI	PMGR	12	17437N
A15 Gas Engine	1987-	Direct Drive	MI	DD	12	16794N
A15 Gas Engine		Gear Reduction	MI	OSGR	12	16935N
H20 Gas & LPG Engine	1990-	Gear Reduction	MI	PMGR	12	17437N
H20 Gas & LPG Engine	1986-	Direct Drive	MI	DD	12	16794N
H20 Gas & LPG Engine		Gear Reduction	MI	OSGR	12	16935N
SD25 Diesel Engine		Gear Reduction	HI	OSGR	12	18061N
H02						
A15 Gas Engine	1992-86	Direct Drive	MI	DD	12	16794N
H20 Gas & LPG Engine	1990-	Gear Reduction	MI	PMGR	12	17437N

STARTERS

ENGINE	YEAR	APPLICATION	Mfg	Type	Volt	PART NUMBER
NISSAN - Lift Truck (Cont'd)						
H02 (Cont'd)						
H20 Gas & LPG Engine	1986-	Direct Drive	MI	DD	12	16794N
H20 Gas & LPG Engine		Gear Reduction	MI	OSGR	12	16935N
SD25 Diesel Engine		Gear Reduction	HI	OSGR	12	18061N
Z24 LPG Engine	1990-	Gear Reduction	MI	PMGR	12	17437N
Z24 LPG Engine	1986-	Gear Reduction	MI	OSGR	12	16935N
KAH						
A15 Engine	All	Gear Reduction	MI	PMGR	12	17437N
H20 Engine		Gear Reduction	MI	PMGR	12	17437N
KAP						
H20 Engine	All	Gear Reduction	MI	PMGR	12	17437N
H25 Engine		Gear Reduction	MI	PMGR	12	17437N
KCEH						
H20 Engine	All	Gear Reduction	MI	PMGR	12	17437N
H25 Engine		Gear Reduction	MI	PMGR	12	17437N
KCH02						
H20 Gas Engine	1994-	Gear Reduction	MI	PMGR	12	17437N
H25 Gas Engine		Gear Reduction	MI	PMGR	12	17437N
KCPH						
A15 Engine	All	Gear Reduction	MI	PMGR	12	17437N
H20 Engine		Gear Reduction	MI	PMGR	12	17437N
KCUGH						
H20 Engine	All	Gear Reduction	MI	PMGR	12	17437N
H25 Engine		Gear Reduction	MI	PMGR	12	17437N
KEGH						
H20 Engine	All	Gear Reduction	MI	PMGR	12	17437N
H25 Engine		Gear Reduction	MI	PMGR	12	17437N
KEH						
H20 Engine	All	Gear Reduction	MI	PMGR	12	17437N
H25 Engine		Gear Reduction	MI	PMGR	12	17437N
KH01						
A15 Gas Engine	1993-	Gear Reduction	MI	PMGR	12	17437N
H20 Gas Engine		Gear Reduction	MI	PMGR	12	17437N
KH02						
H20 Gas Engine	1993-	Gear Reduction	MI	PMGR	12	17437N
H25 Gas Engine		Gear Reduction	MI	PMGR	12	17437N
KPH						
A15 Engine	All	Gear Reduction	MI	PMGR	12	17437N
H20 Engine		Gear Reduction	MI	PMGR	12	17437N
KUGH						
H20 Engine	All	Gear Reduction	MI	PMGR	12	17437N
H25 Engine		Gear Reduction	MI	PMGR	12	17437N
L01						
Mit. K15 Eng.	2009-04	Mit. PMGR	MI	PMGR	12	18973N
Mit. K21 Eng.		Mit. PMGR	MI	PMGR	12	18973N
L02						
Mit. K21 Eng.	2009-04	Mit. PMGR	MI	PMGR	12	18973N
Mit. K25 Eng.		Mit. PMGR	MI	PMGR	12	18973N

STARTERS

STARTERS

ENGINE	YEAR	APPLICATION	Mfg	Type	Volt	PART NUMBER
NISSAN - Lift Truck (Cont'd)						
MF						
TB42 Engine	All	Gear Reduction	HI	OSGR	12	18054N
NFG101						
D11 Engine	1975-	Direct Drive	HI	DD	12	16207
NFG104						
H20 Engine	1976-	New Unit, Direct Drive, Hitachi Unit	MI	DD	12	16210N
H20 Engine		New Unit, Direct Drive, Mitsubishi Unit	MI	DD	12	16210N
H20 Engine		Reman Unit, Direct Drive, Hitachi Unit	MI	DD	12	16210-9T
H20 Engine		Reman Unit, Direct Drive, Mitsubishi Unit	MI	DD	12	16210-9T
NH01						
H20 Engine	1982-	Direct Drive	MI	DD	12	16794N
H20 Engine		Gear Reduction	MI	OSGR	12	16935N
Z24 Engine		Direct Drive	MI	DD	12	16794N
Z24 Engine		Gear Reduction	MI	OSGR	12	16935N
NH02						
H20 Engine	1982-	Direct Drive	MI	DD	12	16794N
H20 Engine		Gear Reduction	MI	OSGR	12	16935N
Z24 Engine		Direct Drive	MI	DD	12	16794N
Z24 Engine		Gear Reduction	MI	OSGR	12	16935N
PF						
H20 Engine	All	Direct Drive (Opt.)	MI	DD	12	16794N
H20 Engine		Gear Reduction	MI	OSGR	12	16935N
H20 Engine		New Unit, Direct Drive (Std.), Hitachi Unit	MI	DD	12	16210N
H20 Engine		New Unit, Direct Drive (Std.), Mitsubishi Unit	MI	DD	12	16210N
H20 Engine		Reman Unit, Direct Drive (Std.), Hitachi Unit	MI	DD	12	16210-9T
H20 Engine		Reman Unit, Direct Drive (Std.), Mitsubishi Unit	MI	DD	12	16210-9T
PGF						
H20 Engine	All	Direct Drive (Opt.)	MI	DD	12	16794N
H20 Engine		Gear Reduction	MI	OSGR	12	16935N
H20 Engine		New Unit, Direct Drive (Std.), Hitachi Unit	MI	DD	12	16210N
H20 Engine		New Unit, Direct Drive (Std.), Mitsubishi Unit	MI	DD	12	16210N
H20 Engine		Reman Unit, Direct Drive (Std.), Hitachi Unit	MI	DD	12	16210-9T
H20 Engine		Reman Unit, Direct Drive (Std.), Mitsubishi Unit	MI	DD	12	16210-9T
PH01						
A15 Engine	All	Gear Reduction	MI	PMGR	12	17437N
H20 Engine		Direct Drive	MI	DD	12	16794N
H20 Engine		Gear Reduction	MI	OSGR	12	16935N
PH02						
A15 Engine	1982-	Gear Reduction	MI	PMGR	12	17437N
H20 Engine		Direct Drive	MI	DD	12	16794N
H20 Engine		Gear Reduction	MI	OSGR	12	16935N
Z24 Engine		Direct Drive	MI	DD	12	16794N
Z24 Engine		Gear Reduction	MI	OSGR	12	16935N
PL30						
Mit. K21 Eng.	2006-04	Mit. PMGR	MI	PMGR	12	18973N
PL35						
Mit. K21 Eng.	2006-04	Mit. PMGR	MI	PMGR	12	18973N
PL50						
Mit. K21 Eng.	2006-04	Mit. PMGR	MI	PMGR	12	18973N

STARTERS

ENGINE	YEAR	APPLICATION	Mfg	Type	Volt	PART NUMBER
NISSAN - Lift Truck (Cont'd)						
PL55						
Mit. K21 Eng.	2006-04	Mit. PMGR	MI	PMGR	12	18973N
Mit. K25 Eng.		Mit. PMGR	MI	PMGR	12	18973N
PL60						
Mit. K25 Eng.	2006-04	Mit. PMGR	MI	PMGR	12	18973N
PL70						
Mit. K25 Eng.	2006-04	Mit. PMGR	MI	PMGR	12	18973N
PLU40						
Mit. K25 Eng.	2006-04	Mit. PMGR	MI	PMGR	12	18973N
PLU50						
Mit. K25 Eng.	2006-04	Mit. PMGR	MI	PMGR	12	18973N
QF01						
J15 Engine	All	Gear Reduction	MI	OSGR	12	16935N
J15 Engine		New Unit, Direct Drive, Hitachi Unit	MI	DD	12	16210N
J15 Engine		New Unit, Direct Drive, Mitsubishi Unit	MI	DD	12	16210N
J15 Engine		Reman Unit, Direct Drive, Hitachi Unit	MI	DD	12	16210-9T
J15 Engine		Reman Unit, Direct Drive, Mitsubishi Unit	MI	DD	12	16210-9T
QGF02						
H20 Engine	All	Direct Drive (Opt.)	MI	DD	12	16794N
H20 Engine		Gear Reduction	MI	OSGR	12	16935N
H20 Engine		New Unit, Direct Drive (Std.), Hitachi Unit	MI	DD	12	16210N
H20 Engine		New Unit, Direct Drive (Std.), Mitsubishi Unit	MI	DD	12	16210N
H20 Engine		Reman Unit, Direct Drive (Std.), Hitachi Unit	MI	DD	12	16210-9T
H20 Engine		Reman Unit, Direct Drive (Std.), Mitsubishi Unit	MI	DD	12	16210-9T
RGH02						
A15 Engine	1982-	Gear Reduction	MI	PMGR	12	17437N
H20 Engine		Direct Drive	MI	DD	12	16794N
H20 Engine		Gear Reduction	MI	OSGR	12	16935N
Z24 Engine		Direct Drive	MI	DD	12	16794N
Z24 Engine		Gear Reduction	MI	OSGR	12	16935N
UF03						
H30 Engine	All	Gear Reduction	MI	PMGR	12	17437N
SD33T Diesel Engine		Hitachi System	HI	OSGR	24	18059N
UF05						
TB42 Engine	All	Gear Reduction	HI	OSGR	12	18054N
UGF03						
H30 Engine	All	Gear Reduction	MI	PMGR	12	17437N
Various Models						
H30 Engine	1990-	Gear Reduction	MI	PMGR	12	17437N
P40 Engine	1985-80	Direct Drive	HI	DD	12	16203N
Z20 Engine	1979-	Direct Drive	MI	DD	12	16794N
Z24 Engine	1990-	Gear Reduction	MI	PMGR	12	17437N
Z24 Engine	1979-	Direct Drive	MI	DD	12	16794N
WF03						
TB42 Engine	All	Gear Reduction	HI	OSGR	12	18054N
WF05						
TB42 Engine	All	Gear Reduction	HI	OSGR	12	18054N
WGF03						
TB42 Engine	All	Gear Reduction	HI	OSGR	12	18054N

STARTERS

ENGINE	YEAR	APPLICATION	Mfg	Type	Volt	PART NUMBER
NISSAN - Lift Truck (Cont'd)						
YE03						
SD33T Diesel Engine	1981-	Hitachi System	HI	OSGR	24	18059N
YF03						
H30 Engine	All	Gear Reduction	MI	PMGR	12	17437N
YGF03						
H30 Engine	All	Gear Reduction	MI	PMGR	12	17437N
SD33T Diesel Engine	1981-	Hitachi System	HI	OSGR	24	18059N
NORTHERN LIGHTS - Generator						
M643						
S723	1983-	Denso System	ND	OSGR	12	16612
OLIVER - Lift Truck						
Model 552						
155 Diesel	1974-69	Delco System	DR	OSGR	12	6576N
OLIVER - Tractor						
1555						
232 Diesel Engine	1975	Delco System	DR	OSGR	12	6576N
1655						
283 Diesel Engine	1975	Delco System	DR	OSGR	12	6576N
1850						
354 Diesel	1969-64	Delco System	DR	DD	12	6410N-PT
1950T						
310 Diesel	1969-67	Delco System	DR	DD	12	6410N-PT
1955T						
310 Diesel	1974-69	Delco System	DR	DD	12	6410N-PT
550						
Diesel Engines	1969-63	Delco System	DR	OSGR	12	6576N
Diesel Engines	1962-58	Delco System	DR	OSGR	12	6576N
990						
DDAD 3-71	1958	Delco System	DR	DD	12	3974N
99-D Farm Tractor						
DDAD 3-71	1957	Delco System	DR	DD	12	3974N
DDAD 3-71	1956-55	Delco System	DR	DD	12	3974N
OC-4-3D						
Hercules DD-130	1958-57	Delco System	DR	OSGR	12	6572N
OMC - Engine Industrial						
5.0L						
8 Cyl., 305ci, 5.0L GM	1981-78	Inboard (CW)	DR	DD	12	6440N
5.7L						
8 Cyl., 350ci, 5.7L GM	1981-78	Inboard (CCW)	DR	DD	12	6440N
7.4L						
8 Cyl., 454ci, 7.4L GM	1980-78	Flange Mt. (CW)	DR	DD	12	6440N

STARTERS

ENGINE	YEAR	APPLICATION	Mfg	Type	Volt	PART NUMBER
ONAN - Engine Industrial						
BGD						
BGD	All	Mitsubishi System PMGR	MI	DD	12	19681N-OE
DL3						
All Engines	1983-	Mitsubishi System	MI	OSGR	12	17008N
L317D						
All Engines	1983-	Mitsubishi System	MI	OSGR	12	17008N
L423						
All Engines	1983-	Mit., 24V / 10T	MI	OSGR	24	19606N
All Engines		Mitsubishi System	MI	OSGR	12	17008N
L423DM						
All Engines	1983-	Mit., 24V / 10T	MI	OSGR	24	19606N
L634						
All Engines	1983-	Mit., 24V / 10T	MI	OSGR	24	19606N
All Engines		Mitsubishi System	MI	OSGR	12	17008N
L634T						
All Engines	1983-	Mit., 24V / 10T	MI	OSGR	24	19606N
L634TD-1						
All Engines	1983-	Mit., 24V / 10T	MI	OSGR	24	19606N
L634TD-P						
All Engines	1983-	Mit., 24V / 10T	MI	OSGR	24	19606N
MDL3						
All Engines	1983-	Mitsubishi System	MI	OSGR	12	17008N
MDL4						
All Engines	1983-	Mitsubishi System	MI	OSGR	12	17008N
MDL6						
All Engines	1975-	Mitsubishi System	MI	OSGR	24	18041N
NHD						
NHD	All	Mitsubishi System PMGR	MI	DD	12	19681N-OE
OSHKOSH - Off-Road & Mining Truck						
Various						
Various Models	All	28MT, 12V / 10T	DR	OSGR	12	6590N
PAVEMASTER - Roller						
Various Models						
Ford Eng.	1980-75	All	FO	DD	12	3115N
PERKINS - Engine Industrial						
1004-4						
1004.4 Perkins Dsl.	2005-92	Bosch DD	BO	DD	12	18387N
1006-6						
1006-6 Perkins Dsl.	2005-92	Bosch DD	BO	DD	12	18387N
103-10						
All Engines	All	Mitsubishi PLGR	MI	PLGR	12	18238N

STARTERS

STARTERS

ENGINE	YEAR	APPLICATION	Mfg	Type	Volt	PART NUMBER
PERKINS - Engine Industrial (Cont'd)						
103-12						
All Engines	All	Mitsubishi PLGR	MI	PLGR	12	18238N
103-13						
All Engines	All	Mitsubishi PLGR	MI	PLGR	12	18238N
103-15						
All Engines	All	Mitsubishi PLGR	MI	PLGR	12	18238N
104-19						
All Engines	All	Mitsubishi PLGR	MI	PLGR	12	18238N
104-22						
All Engines	All	Mitsubishi PLGR	MI	PLGR	12	18238N
1103D-33						
All Engines	All	Iskra, 12V / 10T	MM	PLGR	12	18940N
All Engines		MM PLGR, 12V / 10T	MM	PLGR	12	18940N
1104D-44						
All Engines	All	Iskra, 12V / 10T	MM	PLGR	12	18940N
All Engines		MM PLGR, 12V / 10T	MM	PLGR	12	18940N
4-108						
4 Cyl.	1984-83	Delco 20-27MT (12V, CW, 12-T)	DR	OSGR	12	6575N
4-154						
4 Cyl.	1984-83	Delco 20-27MT (12V, CW, 12-T)	DR	OSGR	12	6575N
4-236						
4 Cyl.	1989-	Delco 28MT (12V, CW, 10-T)	DR	OSGR	12	6576N
4 Cyl.	1988-83	Delco 20-27MT (12V, CW, 10-T)	DR	OSGR	12	6576N
TV8-540						
8 Cyl.	1984-83	Delco 35MT (12V, CW, 10-T)	DR	DD	12	6410N-PT
Various						
4 Cyl.	1973-	Lucas Starter (12V, CW, 10-T)	LU	DD	12	17644N
PERKINS - Generator						
Various Models						
1004-4, -4HR, 4T 3980cc 4 Cyl.	1992-	Lucas System	LU	DD	12	17649N
1004-4, -4HR, 4T 3980cc 4 Cyl.		Lucas System	LU	DD	12	17652N
1004-4, -4HR, 4T 3980ccm 4 Cyl.		Lucas System	LU	DD	12	17644N
1006-6, 5977cc 6 cyl in line		Lucas System	LU	DD	12	17649N
1006-6, 5977cc 6 cyl in line		Lucas System	LU	DD	12	17652N
1006-60, T,TA,TW	All	Lucas System	LU	DD	12	17649N
102-05, 508cc 2 Cyl. 8.2kw		Bosch System	BO	PMGR	12	18948N
103-07, 704cc 3 Cyl. 13.4kw		Bosch System	BO	PMGR	12	18948N
103-10, 999cc 3 Cyl. 17.5kw		Bosch System	BO	PMGR	12	18948N
103-13, 1294cc 3 Cyl. 20.8kw		Bosch System	BO	PMGR	12	18949N

STARTERS

ENGINE	YEAR	APPLICATION	Mfg	Type	Volt	PART NUMBER
PERKINS - Generator (Cont'd)						
Various Models (Cont'd)						
103-15, 1496cc 3 Cyl. 23.5kw		Bosch System	BO	PMGR	12	18949N
104-19, 1995cc 4 Cyl. 31.7kw		Bosch System	BO	PMGR	12	18949N
104-22, 2216cc 4 Cyl. 37.3kw		Bosch System	BO	PMGR	12	18949N
3.152 Engine	1986-83	Delco System	DR	OSGR	12	6584N
3.152 Engine	1975	Delco System	DR	OSGR	12	6576N
3.152 Engine		Delco System	DR	OSGR	12	6584N
3.152, 2489cc 3 cyl	1979-	Lucas System	LU	DD	12	17639N
3.152, 2489cc 3 cyl		Lucas System	LU	DD	12	17644N
3.152, 2489cc 3 cyl		Lucas System	LU	DD	12	17649N
3.152, 2489cc 3 cyl		Lucas System	LU	DD	12	17652N
4.108 Engine	1986-83	Delco System	DR	OSGR	12	6571N
4.108 Engine		Delco System	DR	OSGR	12	6575N
4.108 Engine	1975	Delco System	DR	OSGR	12	6571N
4.108 Engine		Delco System	DR	OSGR	12	6575N
4.108, 1759cc	1989-	Delco System	DR	OSGR	12	6575N
4.108, 1759cc	1979-	Lucas System	LU	DD	12	17652N
4.154	1989-	Delco System	DR	OSGR	12	6575N
4.154 Engine	1986-83	Delco System	DR	OSGR	12	6575N
4.203 Engine	1984-83	Delco System	DR	OSGR	12	6584N
4.236 Engine	1986-83	Delco System	DR	OSGR	12	6584N
4.236 Engine	1985-83	Delco System	DR	DD	12	6410N-PT
4.236 Engine		Delco System	DR	OSGR	12	6576N
4.236 Engine		Delco System	DR	OSGR	12	6581N
4.236 Engine	1975	Delco System	DR	DD	12	6410N-PT
4.236, 3860cc	1979-	Lucas System	LU	DD	12	17644N
4.236, 3860cc		Lucas System	LU	DD	12	17649N
4.236, 3860cc		Lucas System	LU	DD	12	17652N
4.236M, 3860cc	All	Delco System	DR	OSGR	12	6573N
4.248, 4061cc	1990-87	Lucas System	LU	DD	12	17649N
4.318, 5208cc	1979-	Lucas System	LU	DD	12	17652N
404C-22 IOPU, 2216cc 4 Cyl. 37kw	All	Bosch System	BO	PMGR	12	18949N
404C-22, 2216cc 4 Cyl. 38kw		Bosch System	BO	PMGR	12	18949N
404C-22G, 2216cc 4 Cyl. 33.4kw		Bosch System	BO	PMGR	12	18949N
404C-22T, 2216cc 4 Cyl. 45.5kw		Bosch System	BO	PMGR	12	18949N
504	1986	Delco 42MT	DR	42MT	12	6371N
6.354 Engine		DR, 37MT, 10T	DR	37MT	12	6382N-PT
6.354 Engine	1975	Delco System	DR	DD	12	6410N-PT
6.354, 5791cc	1979-	Lucas System	LU	DD	12	17652N
6.354.4, IHB D500E	1989-87	Lucas System	LU	DD	12	17649N
6.3544 Engine	1984-83	Delco System	DR	DD	12	6410N-PT
6-354	1986	Delco System	DR	37MT	12	6382N-PT
6-354		Delco System	DR	OSGR	12	6584N
704-30, 2997cc 4 Cyl. 47kw	All	Lucas System	LU	DD	12	18919N
903-27, T, 2699ccm 3 cyl 48,64kw		Lucas System	LU	DD	12	17639N
903-27, T, 2699ccm 3 cyl 48,64kw		Lucas System	LU	DD	12	17644N
903-27, T, 2699ccm 3 cyl 48,64kw		Lucas System	LU	DD	12	17649N
Diesel Engines		Delco 20-27MT (12V, CW, 10-T)	DR	OSGR	12	6576N

STARTERS

ENGINE	YEAR	APPLICATION	Mfg	Type	Volt	PART NUMBER
PERKINS - Generator (Cont'd)						
Various Models (Cont'd)						
Diesel Engines		Delco 20-27MT (12V, CW, 12-T)	DR	OSGR	12	6575N
Diesel Engines		Delco 28MT (12V, CW, 10-T)	DR	OSGR	12	6572N
Diesel Engines		Delco 28MT (12V, CW, 10-T)	DR	OSGR	12	6576N
Diesel Engines		Delco 28MT (12V, CW, 10-T)	DR	OSGR	12	6584N
Diesel Engines		Delco 28MT (12V, CW, 12-T)	DR	OSGR	12	6575N
Diesel Engines		Lucas Starter (12V, CW, 10-T)	LU	DD	12	17644N
Prima M504-2 1989ccm 37kw		Lucas System	LU	DD	12	18919N
TV8.540	1984-83	Delco System	DR	DD	12	6410N-PT
TV8.540I	1986	Delco 42MT	DR	42MT	12	6371N
V8.540 8.8L	All	Lucas System	LU	DD	12	17652N
V8.540I	1986	Delco 42MT	DR	42MT	12	6371N
POCLAIN - Crane						
18.01						
F6L912 Deutz Diesel	All	Gear Reduction	BO	PLGR	24	18958N
F6L912 Deutz Diesel	1980-69	Direct Drive	BO	DD	24	17073N
18.15						
F6L912 Deutz Diesel	All	Gear Reduction	BO	PLGR	24	18958N
F6L912 Deutz Diesel	1980-69	Direct Drive	BO	DD	24	17073N
POCLAIN - Excavator						
220CK						
F10L413 Deutz Diesel	1985-78	All	BO	DD	24	17107N
220CL						
F10L413 Deutz Diesel	1985-77	All	BO	DD	24	17107N
300CK						
F12L413 Deutz Diesel	1982-76	All	BO	DD	24	17107N
300CL						
F12L413 Deutz Diesel	1983-77	All	BO	DD	24	17107N
60CL						
F4L912 Deutz Diesel	All	Gear Reduction	BO	PLGR	24	18958N
F4L912 Deutz Diesel	1982-76	Direct Drive	BO	DD	24	17073N
60P						
F4L912 Deutz Diesel	All	Gear Reduction	BO	PLGR	24	18958N
F4L912 Deutz Diesel	1982-76	Direct Drive	BO	DD	24	17073N
75CL						
F4L912 Deutz Diesel	1980-75	Direct Drive	BO	DD	24	17073N
F5L912 Deutz Diesel	All	Gear Reduction	BO	PLGR	24	18958N
75P						
F4L912 Deutz Diesel	1982-76	Direct Drive	BO	DD	24	17073N
F5L912 Deutz Diesel	All	Gear Reduction	BO	PLGR	24	18958N
90CK						
F6L912 Deutz Diesel	All	Iskra	BO	DD	24	17073N
F6L912 Deutz Diesel	1982-76	All	BO	DD	24	17073N
90CL						
F6L912 Deutz Diesel	All	Iskra	BO	DD	24	17073N
F6L912 Deutz Diesel	1982-76	All	BO	DD	24	17073N

STARTERS

ENGINE	YEAR	APPLICATION	Mfg	Type	Volt	PART NUMBER
POCLAIN - Excavator (Cont'd)						
90P						
F6L912 Deutz Diesel	All	Iskra	BO	DD	24	17073N
F6L912 Deutz Diesel	1982-76	All	BO	DD	24	17073N
FC30						
F3L912 Deutz Diesel	1976-69	All	BO	DD	12	17075N
FY30						
F3L912 Deutz Diesel	1977-69	All	BO	DD	12	17075N
GC120						
F6L514 Deutz Diesel	1973-69	All	BO	DD	24	16372N
GCK						
F6L514 Deutz Diesel	1974-69	All	BO	DD	24	16372N
GY120						
F6L514 Deutz Diesel	1972-69	All	BO	DD	24	16372N
HC300						
F12L413 Deutz Diesel	1976-73	All	BO	DD	24	17107N
LC80						
F6L912 Deutz Diesel	All	Gear Reduction	BO	PLGR	24	18958N
F6L912 Deutz Diesel	1976-69	Direct Drive	BO	DD	24	17073N
LY2P						
F6L912 Deutz Diesel	All	Gear Reduction	BO	PLGR	24	18958N
F6L912 Deutz Diesel	1976-69	Direct Drive	BO	DD	24	17073N
LY80						
F6L912 Deutz Diesel	All	Gear Reduction	BO	PLGR	24	18958N
F6L912 Deutz Diesel	1977-69	Direct Drive	BO	DD	24	17073N
MC100						
F4L912 Deutz Diesel	1976-73	Direct Drive	BO	DD	24	17073N
F5L912 Deutz Diesel	All	Gear Reduction	BO	PLGR	24	18958N
MCL84						
F4L912 Deutz Diesel	1976-73	Direct Drive	BO	DD	24	17073N
F5L912 Deutz Diesel	All	Gear Reduction	BO	PLGR	24	18958N
TC45						
F4L912 Deutz Diesel	1971-69	All	BO	DD	12	17075N
TY2P						
F4L912 Deutz Diesel	1980-69	All	BO	DD	12	17075N
TY45						
F4L912 Deutz Diesel	1980-69	All	BO	DD	12	17075N
PRAIRIE - Sprayer						
4800 Sprayer						
Perkins Diesel	1997-93	All	DR	OSGR	12	6584N
4900 Sprayer						
Cummins 3.9L Diesel	2005-99	w/o Gear Reduction, Post in DE Hsg.	ND	OSGR	12	16990N
Perkins Diesel	1997-93	All	DR	OSGR	12	6584N
Voyager 2000						
Cummins 5.9L Diesel	2004-98	All	DR	OSGR	12	6573N

STARTERS

STARTERS

ENGINE	YEAR	APPLICATION	Mfg	Type	Volt	PART NUMBER
PRAIRIE - Windrower						
4800 Series						
239 Cummins Diesel	All	Gear Reduction, Post in DE Hsg.	ND	OSGR	12	16990N
Cummins 4-239	1992-89	w/o Gear Reduction, Post in DE Hsg.	ND	OSGR	12	16990N
4900 Series						
3.9L Cummins Diesel	All	Gear Reduction, Post in DE Hsg.	ND	OSGR	12	16990N
PREMIER - Windrower						
2940						
3.9L Cummins Diesel	All	Gear Reduction, Post in DE Hsg.	ND	OSGR	12	16990N
3.9L Cummins Diesel	2005-99	All	ND	OSGR	12	16990N
2950						
3.9L Cummins Diesel	All	Gear Reduction, Post in DE Hsg.	ND	OSGR	12	16990N
3.9L Cummins Diesel	2005-99	All	ND	OSGR	12	16990N
PRENTICE - Loader						
210D						
6059T John Deere Diesel	1997-92	All	ND	DD	12	17618N
PSI - Maintainer						
M413						
4BT3.9 Cummins Diesel	2007-01	All	DR	OSGR	12	6573N
M413XT						
4BT3.9 Cummins Diesel	2007-01	All	DR	OSGR	12	6573N
RED D ARC - Welder						
D300K						
V1903-EBG Kubota Diesel	2003-97	All	ND	OSGR	12	18144N
DK300						
All Engines	1992-87	All	ND	OSGR	12	18144N
RA250						
All Engines	1992-87	All	ND	OSGR	12	18144N
REM - Misc. Equipment						
1264						
Cat. Diesel	2009-04	Grain Vac, Delco 42MT	DR	42MT	12	6371N
1264C						
C9 Cat. Diesel	2009-04	Grain Vac, Delco 42MT	DR	42MT	12	6371N
2100D						
B3.3L Cummins Diesel	2009-04	Grain Vac	ND	OSGR	12	18980N
ROTTNE LOGGING EQUIPMENT - Harvester						
SMV Rapid EGS						
6068TF Diesel	2002-96	w/o Dowel Pin Hole in DE Hsg., Gear Reduction, Ground Stud in DE Hsg.	ND	OSGR	24	18458N

STARTERS

ENGINE	YEAR	APPLICATION	Mfg	Type	Volt	PART NUMBER
ROTTNE LOGGING EQUIPMENT - Harvester (Cont'd)						
SMV Rapid TGS						
6068TF Diesel	2002-96	w/o Dowel Pin Hole in DE Hsg., Gear Reduction, Ground Stud in DE Hsg.	ND	OSGR	24	18458N
RUGGERINI - Engine Industrial						
F10						
.5L - 477cc - 2 Cyl. Dsl	1995-	Iskra System	BO	PMGR	12	18369N
MD95						
1 Cyl. Diesel	1999-89	Bosch Starter (Replacement)	BO	PMGR	12	18473N
RD180						
2 Cyl. Diesel	1999-97	Bosch Starter (Original)	BO	PMGR	12	18369N
2 Cyl. Diesel	1996-95	Bosch Starter (Original)	BO	PMGR	12	18369N
RD181						
2 Cyl. Diesel	1999-97	Bosch Starter (Original)	BO	PMGR	12	18369N
2 Cyl. Diesel	1996-95	Bosch Starter (Original)	BO	PMGR	12	18369N
RD200						
2 Cyl. Diesel	1999-97	Bosch Starter (Original)	BO	PMGR	12	18369N
2 Cyl. Diesel	1996-95	Bosch Starter (Original)	BO	PMGR	12	18369N
RD80						
1 Cyl. Diesel	1981-73	Bosch Starter (Replacement)	BO	PMGR	12	18369N
RDK80						
.4L - 385cc - 1 Cyl. Dsl	1995-	Bosch System	BO	PMGR	12	18369N
RDK901						
.5L - 541cc - 1 Cyl. Dsl	1995-	Bosch System	BO	PMGR	12	18369N
RDM901						
.5L - 541cc - 1 Cyl. Dsl	1995-	Bosch System	BO	PMGR	12	18369N
RF100						
1 Cyl. Diesel	1988-81	Bosch Starter (Replacement)	BO	PMGR	12	18369N
RF109						
1 Cyl. Diesel	1986-83	Bosch Starter (Replacement)	BO	PMGR	12	18369N
RF120						
1 Cyl. Diesel	1999-97	Bosch Starter (Original)	BO	PMGR	12	18369N
1 Cyl. Diesel	1996-95	Bosch Starter (Original)	BO	PMGR	12	18369N
RF121						
1 Cyl. Diesel	1999-97	Bosch Starter (Original)	BO	PMGR	12	18369N
1 Cyl. Diesel	1996-95	Bosch Starter (Original)	BO	PMGR	12	18369N
RF129						
1 Cyl. Diesel	1990-83	Bosch Starter (Replacement)	BO	PMGR	12	18369N
RF130						
1 Cyl. Diesel	1999-97	Bosch Starter (Original)	BO	PMGR	12	18369N
1 Cyl. Diesel	1996-95	Bosch Starter (Original)	BO	PMGR	12	18369N
RF139						
1 Cyl. Diesel	1986-83	Bosch Starter (Replacement)	BO	PMGR	12	18369N
RF140						
1 Cyl. Diesel	1999-97	Bosch Starter (Original)	BO	PMGR	12	18369N
1 Cyl. Diesel	1996-95	Bosch Starter (Original)	BO	PMGR	12	18369N

STARTERS

STARTERS

ENGINE	YEAR	APPLICATION	Mfg	Type	Volt	PART NUMBER
RUGGERINI - Engine Industrial (Cont'd)						
RF148						
1 Cyl. Diesel	1999-97	Bosch Starter (Original)	BO	PMGR	12	18369N
1 Cyl. Diesel	1996-95	Bosch Starter (Original)	BO	PMGR	12	18369N
RF149						
1 Cyl. Diesel	1990-87	Bosch Starter (Replacement)	BO	PMGR	12	18369N
RF80						
1 Cyl. Diesel	1999-97	Bosch Starter (Original)	BO	PMGR	12	18369N
1 Cyl. Diesel	1996-95	Bosch Starter (Original)	BO	PMGR	12	18369N
RF81						
1 Cyl. Diesel	1999-97	Bosch Starter (Original)	BO	PMGR	12	18369N
1 Cyl. Diesel	1996-95	Bosch Starter (Original)	BO	PMGR	12	18369N
RF88						
1 Cyl. Diesel	1999-97	Bosch Starter (Original)	BO	PMGR	12	18369N
1 Cyl. Diesel	1996-95	Bosch Starter (Original)	BO	PMGR	12	18369N
RF89						
1 Cyl. Diesel	1990-83	Bosch Starter (Replacement)	BO	PMGR	12	18369N
RF90						
1 Cyl. Diesel	1999-97	Bosch Starter (Original)	BO	PMGR	12	18369N
1 Cyl. Diesel	1996-95	Bosch Starter (Original)	BO	PMGR	12	18369N
RF91						
1 Cyl. Diesel	1999-97	Bosch Starter (Original)	BO	PMGR	12	18369N
1 Cyl. Diesel	1996-95	Bosch Starter (Original)	BO	PMGR	12	18369N
RF96						
1 Cyl. Diesel	1999-97	Bosch Starter (Original)	BO	PMGR	12	18369N
1 Cyl. Diesel	1996-95	Bosch Starter (Original)	BO	PMGR	12	18369N
RF99						
1 Cyl. Diesel	1999-97	Bosch Starter (Original)	BO	PMGR	12	18369N
1 Cyl. Diesel	1996-95	Bosch Starter (Original)	BO	PMGR	12	18369N
RK180						
.8L - 754cc - 1 Cyl. Dsl	1995-	Bosch System	BO	PMGR	12	18369N
RM80						
.4L - 385cc - 1 Cyl. Dsl	1995-	Bosch System	BO	PMGR	12	18369N
RM81						
.4L - 385cc - 1 Cyl. Dsl	1995-	Bosch System	BO	PMGR	12	18369N
SAME - Agricultural Tractor						
Explorer 60						
1000-3A Engine	1986-	Bosch System	BO	DD	12	17114N
Vigneron 62						
Same 3-183 Diesel	1997-85	Bosch System	BO	DD	12	17114N
SAME - Crawlers						
Condor C						
983L Engine	1986-80	Bosch System	BO	DD	12	17114N
Fox 35						
982L Engine	1986-81	Bosch System	BO	DD	12	17114N

STARTERS

ENGINE	YEAR	APPLICATION	Mfg	Type	Volt	PART NUMBER
SAME - Crawlers (Cont'd)						
Fox 45						
983L Engine	1986-81	Bosch System	BO	DD	12	17114N
Fox 55						
983L Engine	1986-81	Bosch System	BO	DD	12	17114N
Solar 55C						
100-3P Engine	1987-	Bosch System	BO	DD	12	17114N
SAME - Engine Industrial						
105-2LP						
All Engines	1980-73	Bosch System	BO	DD	12	17114N
982LP						
All Engines	1980-70	Bosch System	BO	DD	12	17114N
983L						
All Engines	1980-70	Bosch System	BO	DD	12	17114N
983P						
All Engines	1978	Bosch System	BO	DD	12	17114N
984P						
All Engines	1983-78	Bosch System	BO	DD	12	17114N
SAME - Tractor						
Aurora 45						
983L Engine	1981-73	Bosch System	BO	DD	12	17114N
Centauro 60						
954V Engine	1972-69	Bosch System	BO	DD	12	17114N
Condor 55						
100-3P Engine	1988-79	Optional	BO	DD	12	17114N
Corsaro 70						
984 Engine	1978-76	Bosch System	BO	DD	12	17114N
Corsaro Synchro 70						
984P Engine	1981-78	Optional	BO	DD	12	17114N
Delfino 35						
982 Engine	1972-	Bosch System	BO	DD	12	17114N
982L Engine		Bosch System	BO	DD	12	17114N
Drago 120						
1056P Engine	1986-80	Optional	BO	DD	12	17114N
Explorer 55						
916-3A Engine	1986-83	Optional	BO	DD	12	17114N
Falcon						
983 Engine	1975-74	Bosch System	BO	DD	12	17114N
983L Engine	1988-76	Standard	BO	DD	12	17114N
Frutteto 60						
1000-3A Engine	1987-	Bosch System	BO	DD	12	17114N
Jaguar 95						
Same 5-316 Diesel	1984-79	Standard	BO	DD	12	17114N

STARTERS

STARTERS

ENGINE	YEAR	APPLICATION	Mfg	Type	Volt	PART NUMBER
SAME - Tractor (Cont'd)						
Leopard 85						
Same 4-253 Diesel	1986-80	Standard	BO	DD	12	17114N
Minitauro 60						
1053L Engine	1981-74	Standard	BO	DD	12	17114N
Minitaurus 60						
Same 3-190 Diesel	1988-80	Standard	BO	DD	12	17114N
Panther 95						
Same 5-316 Diesel	1984-79	Standard	BO	DD	12	17114N
Ranger 45						
983L Engine	1982-	Standard	BO	DD	12	17114N
Saturno 80						
Same 4-253 Diesel	1978-75	Bosch System	BO	DD	12	17114N
Saturno Synchro 80						
Same 4-253 Diesel	1983-79	Standard	BO	DD	12	17114N
Sirennetta						
982 Engine	1975-72	Bosch System	BO	DD	12	17114N
982L Engine	1982-72	Bosch System	BO	DD	12	17114N
Solar 50						
Same 3-165 Diesel	1991-86	Bosch System	BO	DD	12	17114N
Taurus 60						
Same 3-190 Diesel	1985-79	Standard	BO	DD	12	17114N
Vigieron 35						
982L Engine	1990-78	Bosch System	BO	DD	12	17114N
Vigieron 45						
983L Engine	1982-78	Bosch System	BO	DD	12	17114N
Vigieron 50						
983L Engine	1982-	Bosch System	BO	DD	12	17114N
SAMSUNG - Excavator						
SE130						
Cummins 3.9 Dsl	1998-92	Delco System	DR	OSGR	24	6582N
SE170						
Cummins 5.9 Dsl	1998-92	Delco System	DR	DD	24	6269N-PT
Cummins 5.9 Dsl		Denso System	ND	OSGR	24	17391N
SE210						
Cummins 5.9 Dsl	1998-92	Delco System	DR	DD	24	6269N-PT
Cummins 5.9 Dsl		Denso System	ND	OSGR	24	17391N
SE240						
Cummins 8.3 Dsl	1998-92	Denso System (Std.)	ND	OSGR	24	18535N
SE280						
Cummins 8.3 Dsl	1998-92	Denso System (Std.)	ND	OSGR	24	18535N
SE350						
Cummins L-10	1993-92	Delco System	DR	42MT	24	6370N
SE50-3						
Yanmar 4TNE94 Dsl	1998-92	Hitachi System	HI	OSGR	12	18491N

STARTERS

ENGINE	YEAR	APPLICATION	Mfg	Type	Volt	PART NUMBER
SCANIA - Engine Industrial						
Various Models						
All Engines	All	Bosch PLGR, 24V / 12T	BO	PLGR	24	19802N
SCHAEFF-NAMCO - Lift Truck						
HML30						
All Engines	1986-83	All	BO	DD	12	17075N
SKL500						
All Engines	1986-83	All	BO	DD	12	17075N
SKL700						
All Engines	1986-83	All	BO	DD	12	17075N
Various Models						
F3L912 Deutz Diesel	1986-83	All	BO	DD	12	17075N
F4L912 Deutz Diesel		All	BO	DD	12	17075N
SCHAFFER - Loader						
3150						
V2203 Kubota Diesel	2010-05	All	ND	OSGR	12	18144N
3150S						
V2203 Kubota Diesel	2010-05	All	ND	OSGR	12	18144N
SCHWING - Misc. Equipment						
BPA500						
BFL1011F Deutz Diesel	2003-97	Concrete Pumper	BO	PLGR	12	18230N
SELLICK - Lift Truck						
SD-60						
1004.4 Perkins Diesel	2002-96	All	LU	DD	12	17652N
SHIBAURA - Tractor						
SP1700						
S753 Eng	1988-83	All	HI	DD	12	17300N
S753 Eng		All	BO	PMGR	12	18948N
SHUTTLEWAGON - Misc. Equipment						
SWX430						
6BTA Cummins Diesel	2002-96	Railcar Mover	DR	OSGR	12	6573N
SNORKEL - Telescopic Handler						
TB50						
Ford Gas	2003-97	All	UT	PMDD	12	5921N
SPRA-COUBE - Sprayer						
3440						
Perkins Diesel	2004-98	All	ND	OSGR	12	17399N
3640						
Perkins Diesel	2004-98	All	ND	OSGR	12	17399N

STARTERS

STARTERS

ENGINE	YEAR	APPLICATION	Mfg	Type	Volt	PART NUMBER
SPRA-COUPE - Sprayer (Cont'd)						
4440						
Perkins Diesel	2004-98	All	ND	OSGR	12	17399N
4640						
Perkins Diesel	2004-98	All	ND	OSGR	12	17399N
7450						
1106C Perkins Diesel	2010-05	All	MM	PLGR	12	18941N
7650						
1106C Perkins Diesel	2010-05	All	MM	PLGR	12	18941N
SPRAY MONSTER - Sprayer						
Spray Monster						
All	2000-94	All	DR	42MT	12	6356N
SPRAY-AIR - Sprayer						
SP2010						
5.9L Cummins Diesel	2008-03	All	ND	OSGR	12	18936N
STEIGER - Tractor						
103						
Cummins N-855	1977-76	Delco System	DR	DD	12	3974N
106						
Cummins N-855	1977-76	Delco System	DR	DD	12	3974N
107						
Cummins VT-903	1977-76	Delco System	DR	DD	12	3974N
108						
Cummins VT-903	1977-76	Delco System	DR	DD	12	3974N
330						
Case 6-540	2007-	Denso System	ND	OSGR	24	18535N
335						
Case 6-540	2007-	Denso System	ND	OSGR	24	18535N
Bearcat III ST220						
Cummins N-855	1983-76	Delco System	DR	DD	12	3974N
Cougar 1000						
Cummins LT-10	1986-85	Delco System	DR	DD	12	3974N
Cougar 280						
Caterpillar 3406	1986-82	Delco System	DR	DD	12	3974N
Cougar 9150						
Caterpillar 3306	1992-86	Delco 42MT	DR	42MT	12	6371N
Cummins LT-10		Delco System	DR	42MT	12	6356N
Cougar CR-1225						
Caterpillar 3306	1985	Delco 42MT	DR	42MT	12	6371N
Cougar CR-1280						
Caterpillar 3306	1985	Delco 42MT	DR	42MT	12	6371N
Cougar III PTA251						
Cummins N-855	1981-80	Delco System	DR	DD	12	3974N

STARTERS

ENGINE	YEAR	APPLICATION	Mfg	Type	Volt	PART NUMBER
STEIGER - Tractor (Cont'd)						
Cougar III PTA280						
Cummins N-855	1983-81	Delco System	DR	DD	12	3974N
Cougar IV CS280						
Caterpillar 3406	1985-84	Delco System	DR	DD	12	3974N
Cougar IV KM280						
Cummins N-855	1985-84	Delco System	DR	DD	12	3974N
Cougar IV KS280						
Cummins N-855	1985-84	Delco System	DR	DD	12	3974N
Cougar KR-1225						
Cummins N-855	1985	Delco System	DR	DD	12	3974N
Cougar KR-1280						
Cummins N-855	1985	Delco System	DR	DD	12	3974N
Lion 9180						
Caterpillar 3406	1992-86	Delco System	DR	42MT	12	6356N
Cummins LT-10		Delco System	DR	42MT	12	6356N
Panther 1000 CP1325						
Caterpillar 3406	1986-82	Delco System	DR	DD	12	3974N
Panther 1000 CP1360						
Caterpillar 3406	1986-82	Delco System	DR	DD	12	3974N
Panther 1000 CP1400						
Caterpillar 3406	1986-82	Delco System	DR	DD	12	3974N
Panther 1000 KP1325						
Cummins N-855	1986-82	Delco System	DR	DD	12	3974N
Panther 1000 KP1360						
Cummins N-855	1986-82	Delco System	DR	DD	12	3974N
Panther 1000 KP1400						
Cummins N-855	1986-82	Delco System	DR	DD	12	3974N
Panther 310						
Cummins N-855	1986-82	Delco System	DR	DD	12	3974N
Panther 325						
Caterpillar 3406	1986-82	Delco System	DR	DD	12	3974N
Panther 9170						
Caterpillar 3406	1986	Delco System	DR	42MT	12	6356N
Cummins 855TA		Delco System	DR	42MT	12	6356N
Cummins N-855	1990-89	Delco System	DR	42MT	12	6356N
Panther III PTA310						
Cummins N-855	1982-81	Delco System	DR	DD	12	3974N
Cummins N-855	1980	Delco System	DR	DD	12	3974N
Panther III ST310						
Cummins N-855	1983-81	Delco System	DR	DD	12	3974N
Cummins N-855	1980-74	Delco System	DR	DD	12	3974N
Panther III ST320						
Cummins VT-903	1983-81	Delco System	DR	DD	12	3974N
Cummins VT-903	1980-76	Delco System	DR	DD	12	3974N

STARTERS

STARTERS

ENGINE	YEAR	APPLICATION	Mfg	Type	Volt	PART NUMBER
STEIGER - Tractor (Cont'd)						
Panther III ST325						
Caterpillar 3406	1983-81	Delco System	DR	DD	12	3974N
Caterpillar 3406	1980-76	Delco System	DR	DD	12	3974N
Panther IV CM325						
Caterpillar 3406	1985-83	Delco System	DR	DD	12	3974N
Panther IV CM360						
Caterpillar 3406	1985-83	Delco System	DR	DD	12	3974N
Panther IV CS325						
Caterpillar 3406	1985-84	Delco System	DR	DD	12	3974N
Panther IV CS360						
Caterpillar 3406	1985-84	Delco System	DR	DD	12	3974N
Panther IV KM325						
Cummins N-855	1985-83	Delco System	DR	DD	12	3974N
Panther IV KM360						
Caterpillar 3406	1985-83	Delco System	DR	DD	12	3974N
Panther IV KS325						
Cummins N-855	1985-84	Delco System	DR	DD	12	3974N
Panther IV KS360						
Cummins N-855	1985-84	Delco System	DR	DD	12	3974N
PT220						
Cummins N-855	1981-78	Delco System	DR	DD	12	3974N
PT251						
Cummins N-855	1981-78	Delco System	DR	DD	12	3974N
PT310						
Cummins VT-903	1981	Delco System	DR	DD	12	3974N
Cummins VT-903	1980-78	Delco System	DR	DD	12	3974N
PT320						
Cummins VT-903	1981	Delco System	DR	DD	12	3974N
Cummins VT-903	1980-78	Delco System	DR	DD	12	3974N
PT325						
Caterpillar 3406	1981	Delco System	DR	DD	12	3974N
Caterpillar 3406	1980-78	Delco System	DR	DD	12	3974N
Puma 9110						
Cummins 6CTA, 8.3	1992-86	Delco 42MT	DR	42MT	12	6371N
ST220						
Cummins N-855	1981-78	Delco System	DR	DD	12	3974N
ST251						
Cummins N-855	1981-78	Delco System	DR	DD	12	3974N
ST310						
Cummins VT-903	1981	Delco System	DR	DD	12	3974N
Cummins VT-903	1980-78	Delco System	DR	DD	12	3974N
ST320						
Cummins VT-903	1981	Delco System	DR	DD	12	3974N
Cummins VT-903	1980-78	Delco System	DR	DD	12	3974N

STARTERS

STARTERS

ENGINE	YEAR	APPLICATION	Mfg	Type	Volt	PART NUMBER
STEIGER - Tractor (Cont'd)						
ST325						
Caterpillar 3406	1981	Delco System	DR	DD	12	3974N
Caterpillar 3406	1980-78	Delco System	DR	DD	12	3974N
Tiger 450						
Caterpillar 3408	1985-82	Delco System	DR	50MT	24	4930N
Tiger 470						
Cummins KTA1150	1985-82	Delco System	DR	50MT	24	4930N
Tiger III						
Cummins KTA1150	1981	Delco System	DR	50MT	24	4930N
Cummins KTA1150	1980-78	50MT, 24 Volt	DR	50MT	24	4930N
Tiger III ST450						
Caterpillar 3408	1983-81	Delco System	DR	50MT	24	4930N
Caterpillar 3408	1980-77	50MT, 24 Volt	DR	50MT	24	4930N
Tiger III ST470						
Cummins KTA1150	1980-78	50MT, 24 Volt	DR	50MT	24	4930N
Cummins KTA-1150	1983-81	Delco System	DR	50MT	24	4930N
Tiger IV KP525						
Cummins KTA-1150	1986-84	Delco System	DR	50MT	24	4930N
Wildcat 9130						
Cummins 6CTA, 8.3	1992-86	Delco 42MT	DR	42MT	12	6371N
STEYR - Agricultural Tractor						
8055						
WD311.44, 2.6L	All	Bosch DD, 12V / 9T	BO	DD	12	32399N
WD311.44, 2.6L		Iskra DD, 12V / 9T	BO	DD	12	32399N
WD311.46, 2.6L		Bosch DD, 12V / 9T	BO	DD	12	32399N
WD311.46, 2.6L		Iskra DD, 12V / 9T	BO	DD	12	32399N
8055A						
WD311.45, 2.6L	All	Bosch DD, 12V / 9T	BO	DD	12	32399N
WD311.45, 2.6L		Iskra DD, 12V / 9T	BO	DD	12	32399N
WD311.47, 2.6L		Bosch DD, 12V / 9T	BO	DD	12	32399N
WD311.47, 2.6L		Iskra DD, 12V / 9T	BO	DD	12	32399N
8060						
WD311.41, 2.6L	All	Bosch DD, 12V / 9T	BO	DD	12	32399N
WD311.41, 2.6L		Iskra DD, 12V / 9T	BO	DD	12	32399N
8060A						
WD311.40, 2.6L	All	Bosch DD, 12V / 9T	BO	DD	12	32399N
WD311.40, 2.6L		Iskra DD, 12V / 9T	BO	DD	12	32399N
8060A/T						
WD311.87, 2.6L	All	Bosch DD, 12V / 9T	BO	DD	12	32399N
WD311.87, 2.6L		Iskra DD, 12V / 9T	BO	DD	12	32399N
8065A						
WD311.85, 2.6L	All	Bosch DD, 12V / 9T	BO	DD	12	32399N
WD311.85, 2.6L		Iskra DD, 12V / 9T	BO	DD	12	32399N
STONE - Roller						
WP6400						
F2L1011 Deutz Diesel	2006	Bosch PLGR, 9T	BO	PLGR	12	18951N

STARTERS

STARTERS

ENGINE	YEAR	APPLICATION	Mfg	Type	Volt	PART NUMBER
STONE - Roller (Cont'd)						
WP6400 (Cont'd)						
F2L1011 Deutz Diesel	2005-99	Iskra PLGR, 9T	BO	PLGR	12	18951N
F2L1011 Deutz Diesel		Bosch PLGR, 9T	BO	PLGR	12	18951N
F2L1011 Deutz Diesel		Iskra PLGR, 9T	BO	PLGR	12	18951N
WP6400B						
F2L1D11 Deutz Diesel	2006	Bosch PLGR, 9T	BO	PLGR	12	18951N
F2L1D11 Deutz Diesel	2005-99	Iskra PLGR, 9T	BO	PLGR	12	18951N
F2L1D11 Deutz Diesel		Bosch PLGR, 9T	BO	PLGR	12	18951N
F2L1D11 Deutz Diesel		Iskra PLGR, 9T	BO	PLGR	12	18951N
SUBARU - Compressor						
185						
4039 John Deere Eng.	1992-86	All	ND	OSGR	12	17362N
4045 John Deere Eng.	2003-97	All	ND	OSGR	12	17362N
750						
3306	1991-85	All	DR	DD	24	3948N
D185QJD5						
4039D John Deere Die- sel	2002-96	All	ND	OSGR	12	17362N
Various Models						
4276 John Deere Eng.	1990-84	All	ND	OSGR	12	17362N
John Deere Diesel	1983-78	All	DR	OSGR	12	6570N
SULLAIR - Generator Set						
250						
4045D John Deere Die- sel	2008-02	All	IK	PLGR	12	18475N
4045D John Deere Die- sel	2003-97	All	ND	OSGR	12	17362N
SUMITOMO YALE - Lift Truck						
DB						
FE Engine	1992-	Mitsubishi System	ND	OSGR	12	16795N-ND
HA Engine		Mitsubishi System	MI	OSGR	12	18171N
GE						
FE Engine	1985-	Mitsubishi System	ND	OSGR	12	16795N-ND
VA Engine	1979-76	Mitsubishi System	ND	OSGR	12	16795N-ND
Various Models						
D5 Engine	1985-	Mitsubishi System	MI	DD	12	16798
FE Engine		Mitsubishi System	ND	OSGR	12	16795N-ND
HA Engine	1982-	Mitsubishi System	MI	OSGR	12	18171N
VA Engine	1979-76	Mitsubishi System	ND	OSGR	12	16795N-ND
XA Engine	1985-	Gear Reduction	MI	OSGR	12	18171N
TADANO - Crane						
TR600XL-3						
6D16 Mitsubishi Diesel	2000-94	All	MI	PLGR	24	18542N

STARTERS

ENGINE	YEAR	APPLICATION	Mfg	Type	Volt	PART NUMBER
TAKEUCHI - Loader						
TL126						
4JB1 Isuzu Diesel	1992-86	All	HI	OSGR	12	18299N
TANGUAY - Loader						
TT14030						
3304 Cat. Diesel	1984	All	DR	DD	24	3745N
Cat. 3304, 7.0L	2002-85	42MT, 24 Volt	DR	42MT	24	6370N
TCM EQUIPMENT - Lift Truck						
FCG10N2						
J15PU240 Engine	1985-	New Unit, Hitachi Unit	MI	DD	12	16210N
J15PU240 Engine		New Unit, Mitsubishi Unit	MI	DD	12	16210N
J15PU240 Engine		Reman Unit, Hitachi Unit	MI	DD	12	16210-9T
J15PU240 Engine		Reman Unit, Mitsubishi Unit	MI	DD	12	16210-9T
FCG10N6						
J15PU240 Engine	1985-	New Unit, Hitachi Unit	MI	DD	12	16210N
J15PU240 Engine		New Unit, Mitsubishi Unit	MI	DD	12	16210N
J15PU240 Engine		Reman Unit, Hitachi Unit	MI	DD	12	16210-9T
J15PU240 Engine		Reman Unit, Mitsubishi Unit	MI	DD	12	16210-9T
FCG10N7						
A15 Engine	1985-	Mitsubishi System	MI	DD	12	16794N
FCG15-4						
Mit. K21 Eng.	2009-07	Mit. PMGR	MI	PMGR	12	18973N
FCG15N6						
A15 Engine	1985-	Mitsubishi System	MI	DD	12	16794N
FCG15N7						
J15PU Engine	1979-	Mitsubishi System	MI	DD	12	16794N
FCG15T						
FS2M Mazda Engine	1985-	Mitsubishi System	ND	OSGR	12	16795N-ND
FCG15T-3						
Mit. K21 Eng.	2007-04	Mit. PMGR	MI	PMGR	12	18973N
FCG15T8						
FS2M Mazda Engine	1985-	Mitsubishi System	ND	OSGR	12	16795N-ND
FCG18N6						
J15PU240 Engine	1979-	Mitsubishi System	MI	DD	12	16794N
FCG18N7						
A15 Engine	1985-	Mitsubishi System	MI	DD	12	16794N
FCG18T						
FS2M Mazda Engine	1985-	Mitsubishi System	ND	OSGR	12	16795N-ND
FCG18T-3						
Mit. K21 Eng.	2009-04	Mit. PMGR	MI	PMGR	12	18973N
FCG20-4						
Mit. K21 Eng.	2009-07	Mit. PMGR	MI	PMGR	12	18973N
FCG20-4H						
Mit. K25 Eng.	2009-07	Mit. PMGR	MI	PMGR	12	18973N

STARTERS

STARTERS

ENGINE	YEAR	APPLICATION	Mfg	Type	Volt	PART NUMBER
TCM EQUIPMENT - Lift Truck (Cont'd)						
FCG20N						
H20 Engine	1979-	Dry Clutch	MI	DD	12	16794N
FCG20T						
FS2M Mazda Engine	1985-	Mitsubishi System	ND	OSGR	12	16795N-ND
FCG20T-3						
Mit. K21 Eng.	2007-04	Mit. PMGR	MI	PMGR	12	18973N
FCG23N						
H20 Engine	1979-	Dry Clutch	MI	DD	12	16794N
FCG23T						
FS2M Mazda Engine	1985-	Mitsubishi System	ND	OSGR	12	16795N-ND
FCG25-4						
Mit. K21 Eng.	2009-07	Mit. PMGR	MI	PMGR	12	18973N
FCG25-4H						
Mit. K25 Eng.	2009-07	Mit. PMGR	MI	PMGR	12	18973N
FCG25H-3						
Mit. K25 Eng.	2007-04	Mit. PMGR	MI	PMGR	12	18973N
FCG25N						
H20 Engine	1979-	Dry Clutch	MI	DD	12	16794N
FCG25T						
FS2M Mazda Engine	1985-	Mitsubishi System	ND	OSGR	12	16795N-ND
FCG25T-3						
Mit. K21 Eng.	2007-04	Mit. PMGR	MI	PMGR	12	18973N
FCG28N						
H20 Engine	1979-	Dry Clutch	MI	DD	12	16794N
FCG28T						
FS2M Mazda Engine	1985-	Mitsubishi System	ND	OSGR	12	16795N-ND
Mit. K25 Eng.	2009-01	Mit. PMGR	MI	PMGR	12	18973N
FCG30T						
FS2M Mazda Engine	1985-	Mitsubishi System	ND	OSGR	12	16795N-ND
FCG36T-8						
Mit. K25 Eng.	2009-04	Mit. PMGR	MI	PMGR	12	18973N
FD100Z						
6BD1 Engine	1983-	Nikko System	NK	OSGR	24	18100N-ND
FD10Z						
4FE1 Engine	1984-	Denso System	ND	OSGR	12	17381N
FD14Z						
4FE1 Engine	1984-	Denso System	ND	OSGR	12	17381N
FD15Z						
4FE1 Engine	1984-	Denso System	ND	OSGR	12	17381N
FD18Z						
4FE1 Engine	1984-	Denso System	ND	OSGR	12	17381N
FD20Z						
4FE1 Engine	1984-	Denso System	ND	OSGR	12	17381N

STARTERS

ENGINE	YEAR	APPLICATION	Mfg	Type	Volt	PART NUMBER
TCM EQUIPMENT - Lift Truck (Cont'd)						
FD23Z						
4FE1 Engine	1984-	Denso System	ND	OSGR	12	17381N
FD25Z						
4FE1 Engine	1984-	Denso System	ND	OSGR	12	17381N
FD35Z						
6BB1 Engine	1979-	Nikko System	NK	OSGR	24	18100N-ND
FD35Z5						
Isuzu D500	1983-	Nikko System	NK	OSGR	24	18100N-ND
FD38Z						
6BB1 Engine	1979-	Nikko System	NK	OSGR	24	18100N-ND
Isuzu D500	1983-	Nikko System	NK	OSGR	24	18100N-ND
FD40Z						
6BB1 Engine	1979-	Nikko System	NK	OSGR	24	18100N-ND
FD40Z2						
Isuzu D500	1983-	Nikko System	NK	OSGR	24	18100N-ND
FD45Z						
6BB1 Engine	1979-	Nikko System	NK	OSGR	24	18100N-ND
FD50Z						
6BB1 Engine	1979-	Nikko System	NK	OSGR	24	18100N-ND
FD50Z6						
Isuzu D500	1983-	Nikko System	NK	OSGR	24	18100N-ND
FD60Z						
6BB1 Engine	1979-	Nikko System	NK	OSGR	24	18100N-ND
FD60Z5						
Isuzu D500	1983-	Nikko System	NK	OSGR	24	18100N-ND
FD70Z						
6BB1 Engine	1979-	Nikko System	NK	OSGR	24	18100N-ND
FD70Z2						
Isuzu D500	1983-	Nikko System	NK	OSGR	24	18100N-ND
FD80Z7						
6BD1 Engine	1983-	Nikko System	NK	OSGR	24	18100N-ND
FD9Z						
4FE1 Engine	1984-	Denso System	ND	OSGR	12	17381N
FG10N						
A15 Engine	1985-	Mitsubishi System	MI	DD	12	16794N
FG14N						
A15 Engine	1985-	Mitsubishi System	MI	DD	12	16794N
J15PU Engine	1979-	Mitsubishi System	MI	DD	12	16794N
FG15C-13						
Mit. K15 Eng.	2009-04	Mit. PMGR	MI	PMGR	12	18973N
FG15N						
A15 Engine	1985-	Mitsubishi System	MI	DD	12	16794N
J15PU Engine	1979-	Mitsubishi System	MI	DD	12	16794N

STARTERS

STARTERS

ENGINE	YEAR	APPLICATION	Mfg	Type	Volt	PART NUMBER
TCM EQUIPMENT - Lift Truck (Cont'd)						
FG15T-13						
Mit. K15 Eng.	2009-04	Mit. PMGR	MI	PMGR	12	18973N
FG18C-13						
Mit. K15 Eng.	2009-04	Mit. PMGR	MI	PMGR	12	18973N
FG18N						
A15 Engine	1985-	Mitsubishi System	MI	DD	12	16794N
FG18T-13						
Mit. K15 Eng.	2009-04	Mit. PMGR	MI	PMGR	12	18973N
FG20N						
A15 Engine	1985-	Mitsubishi System	MI	DD	12	16794N
H20 Engine	1987-	Dry Clutch	MI	DD	12	16794N
H20 Engine	1979-	Mitsubishi System	MI	DD	12	16794N
J15PU Engine		Mitsubishi System	MI	DD	12	16794N
FG23N						
A15 Engine	1985-	Mitsubishi System	MI	DD	12	16794N
H20 Engine	1987-	Dry Clutch	MI	DD	12	16794N
H20 Engine	1979-	Mitsubishi System	MI	DD	12	16794N
FG25N						
A15 Engine	1985-	Mitsubishi System	MI	DD	12	16794N
H15 Engine	1992-	Mitsubishi System	MI	DD	12	16794N
H20 Engine	1987-	Dry Clutch	MI	DD	12	16794N
H20 Engine	1980-	Mitsubishi System	MI	DD	12	16794N
J15PU Engine	1979-	Mitsubishi System	MI	DD	12	16794N
FG28N						
H20 Engine	1987-	Dry Clutch	MI	DD	12	16794N
H20 Engine	1979-	Mitsubishi System	MI	DD	12	16794N
FG30N						
H20 Engine	1987-	Dry Clutch	MI	DD	12	16794N
H20 Engine	1979-	Mitsubishi System	MI	DD	12	16794N
FG35N3						
All Engines	1977-	Hitachi System	HI	DD	12	18110N
FG35N7						
TB42 Engine	1992-	Hitachi System	HI	OSGR	12	18054N
FG40N7						
TB42 Engine	1992-	Hitachi System	HI	OSGR	12	18054N
FG9						
A15 Engine	1985-	Mitsubishi System	MI	DD	12	16794N
FG9N						
A15 Engine	1985-	Mitsubishi System	MI	DD	12	16794N
FHG15N						
H20 Engine	1980-	Dry Clutch	MI	DD	12	16794N
FHG15T-3						
Mit. K21 Eng.	2009-07	Mit. PMGR	MI	PMGR	12	18973N
FHG15T-9						
Mit. K21 Eng.	2007-04	Mit. PMGR	MI	PMGR	12	18973N
FHG18N						
H20 Engine	1980-	Dry Clutch	MI	DD	12	16794N

STARTERS

ENGINE	YEAR	APPLICATION	Mfg	Type	Volt	PART NUMBER
TCM EQUIPMENT - Lift Truck (Cont'd)						
FHG18T-3						
Mit. K21 Eng.	2009-07	Mit. PMGR	MI	PMGR	12	18973N
FHG18T-9						
Mit. K21 Eng.	2007-04	Mit. PMGR	MI	PMGR	12	18973N
FHG20N						
H25 Engine	1987-	Mitsubishi System	MI	PMGR	12	17437N
Z24 Engine	1989-	Optional	MI	OSGR	12	16935N
Z24 Engine		Standard	MI	PMGR	12	17437N
FHG20T-3						
Mit. K25 Eng.	2009-07	Mit. PMGR	MI	PMGR	12	18973N
FHG25N						
H25 Engine	1987-	Mitsubishi System	MI	PMGR	12	17437N
Z24 Engine	1989-	Optional	MI	OSGR	12	16935N
Z24 Engine		Standard	MI	PMGR	12	17437N
FHG25T-3						
Mit. K25 Eng.	2009-07	Mit. PMGR	MI	PMGR	12	18973N
FHG30N						
H25 Engine	1987-	Mitsubishi System	MI	PMGR	12	17437N
Z24 Engine	1989-	Optional	MI	OSGR	12	16935N
Z24 Engine		Standard	MI	PMGR	12	17437N
FHG30T-3						
Mit. K25 Eng.	2009-07	Mit. PMGR	MI	PMGR	12	18973N
FVG20N						
H20 Engine	1987-	Dry Clutch	MI	DD	12	16794N
H20 Engine	1979-	Mitsubishi System	MI	DD	12	16794N
FVG23N						
H20 Engine	1987-	Dry Clutch	MI	DD	12	16794N
H20 Engine	1979-	Mitsubishi System	MI	DD	12	16794N
FVG25N						
H20 Engine	1987-	Dry Clutch	MI	DD	12	16794N
H20 Engine	1979-	Mitsubishi System	MI	DD	12	16794N
FVG28N						
H20 Engine	1987-	Dry Clutch	MI	DD	12	16794N
H20 Engine	1979-	Mitsubishi System	MI	DD	12	16794N
FVG30N						
H20 Engine	1987-	Dry Clutch	MI	DD	12	16794N
H20 Engine	1979-	Mitsubishi System	MI	DD	12	16794N
TCM EQUIPMENT - Misc. Equipment						
SG10N						
H20 Engine	1987-	Dry Clutch	MI	DD	12	16794N
H20 Engine	1980-	Mitsubishi System	MI	DD	12	16794N
SG12N						
H20 Engine	1987-	Dry Clutch	MI	DD	12	16794N
H20 Engine	1980-	Mitsubishi System	MI	DD	12	16794N

STARTERS

STARTERS

ENGINE	YEAR	APPLICATION	Mfg	Type	Volt	PART NUMBER
TELEDYNE - CONTINENTAL - Engine Industrial						
F-163						
All Engines	1981-	280 Degree (Std.)	DR	DD	12	4234N
All Engines		80 Degree Solenoid	DR	DD	12	4046N
F-227						
All Engines	1981-	280 Degree (Std.)	DR	DD	12	4234N
All Engines		80 Degree Solenoid	DR	DD	12	4046N
F-245						
All Engines	1981-	280 Degree (Std.)	DR	DD	12	4234N
All Engines		80 Degree Solenoid	DR	DD	12	4046N
F4						
All Engines	1980-78	280 Degree (Std.)	DR	DD	12	4234N
All Engines	1980-69	80 Degree Solenoid	DR	DD	12	4046N
All Engines	1977-69	235 Degree Solenoid	DR	DD	12	4388N
All Engines		280 Degree Solenoid	DR	DD	12	4234N
F6						
All Engines	1980-78	280 Degree (Std.)	DR	DD	12	4234N
All Engines	1980-69	80 Degree Solenoid	DR	DD	12	4046N
All Engines	1977-69	235 Degree Solenoid	DR	DD	12	4388N
All Engines		280 Degree Solenoid	DR	DD	12	4234N
TC-56						
All Engines	1985-83	280 Degree (Std.)	DR	DD	12	4234N
All Engines		80 Degree Solenoid	DR	DD	12	4046N
TM-13						
Gas or Diesel Engines	1986-	Denso System	ND	OSGR	12	17392N
TM-20						
Gas Engines	1986-	Denso System	ND	OSGR	12	17392N
TM-27						
Gas Engines	1986-	Denso System	ND	OSGR	12	17392N
Y-112						
All Engines	1986-83	280 Degree (Std.)	DR	DD	12	4234N
All Engines	1986-81	80 Degree Solenoid	DR	DD	12	4046N
All Engines	1982-81	280 Degree (Std.)	DR	DD	12	4234N
Y4						
All Engines	1980-78	280 Degree (Std.)	DR	DD	12	4234N
All Engines	1980-65	80 Degree Solenoid	DR	DD	12	4046N
All Engines	1977-65	235 Degree Solenoid	DR	DD	12	4388N
All Engines		280 Degree Solenoid	DR	DD	12	4234N
TELEDYNE - WISCONSIN - Engine Industrial						
THD						
All Engines	1972-67	Delco (RH Mount)	DR	DD	12	6706N
TJ						
All Engines	1972-70	Delco (RH Mount)	DR	DD	12	6706N
V461D						
All Engines	1978-67	Delco (RH Mount)	DR	DD	12	6706N
V465D						
All Engines	1985-82	Delco (Std.)	DR	DD	12	6706N

STARTERS

ENGINE	YEAR	APPLICATION	Mfg	Type	Volt	PART NUMBER
TELEDYNE - WISCONSIN - Engine Industrial (Cont'd)						
VF4						
All Engines	1972-70	Delco (RH Mount)	DR	DD	12	6706N
VF4D						
All Engines	1985-82	Delco (Std.)	DR	DD	12	6706N
All Engines	1981-75	Delco System	DR	DD	12	6706N
VG4D						
All Engines	1985-82	Delco (Std.)	DR	DD	12	6706N
All Engines	1981-67	Delco (RH Mount)	DR	DD	12	6706N
VH4D						
All Engines	1978-60	Delco (RH Mount)	DR	DD	12	6706N
All Engines	1965-60	Delco (Std.)	DR	DD	12	6706N
TENNANT - Sweeper						
6500						
1.6L Ford Eng.	2006-01	All	MD	DD	12	18487N
TEREX - Crawlers						
82-20						
DDAD 6-71	1975-72	Delco System	DR	DD	24	3745N
DDAD 6-71T	1979-76	Delco System	DR	DD	24	3745N
82-30						
DDAD 6-71	1971	Delco System	DR	DD	24	3745N
82-30B						
DDAD 8V-71T	1979-76	Delco System	DR	DD	24	3745N
82-30FA						
DDAD 6-71	1970-68	Delco System	DR	DD	24	3745N
82-30FAM						
DDAD 6-71	1970-68	Delco System	DR	DD	24	3745N
82-30FAT						
DDAD 6-71	1970-68	Delco System	DR	DD	24	3745N
82-30G						
DDAD 6-71	1975-73	Delco System	DR	DD	24	3745N
82-30GA						
DDAD 8V-71T	1972-71	Delco System	DR	DD	24	3745N
82-40						
DDAD 8V-71	1975-71	Delco System	DR	DD	24	3745N
82-40CA						
DDAD 8V-71	1970-68	Delco System	DR	DD	24	3745N
82-40EA						
DDAD 12V-71	1975-71	50MT, 24 Volt	DR	50MT	24	4930N
82-40FAT						
DDAD 8V-71	1970-68	Delco System	DR	DD	24	3745N
82-50						
DDAD 12V-71 / T	1979-73	50MT, 24 Volt	DR	50MT	24	4930N

STARTERS

STARTERS

ENGINE	YEAR	APPLICATION	Mfg	Type	Volt	PART NUMBER
TEREX - Crawlers (Cont'd)						
82-80						
DDAD 6-71	1975-71	Right HaDenso Engine	DR	DD	24	3745N
DDAD 6V-71		Left HaDenso Engine	DR	DD	24	3745N
82-80DA						
DDAD 6-71	1970-68	Left HaDenso Engine	DR	DD	24	3745N
DDAD 6-71		Right HaDenso Engine	DR	DD	24	3745N
TEREX - Hauler						
33-05						
DDAD 8V-71 / T	1979-72	Delco System	DR	DD	24	3745N
33-07						
DDAD 12V-71 / T	1979-72	50MT, 24 Volt	DR	50MT	24	4930N
33-19						
EMD 16-545-E4	1979-76	2 Required	DR	50MT	24	4930N
TEREX - Lift Truck						
540						
Continental F-227 Gas	1972	w/Oil Sealed	DR	DD	12	4224N
600						
Continental F-227 Gas	1972	w/Oil Sealed	DR	DD	12	4224N
670						
Continental F-227 Gas	1972	w/Oil Sealed	DR	DD	12	4224N
760-P						
Continental F-227 Gas	1972	w/Oil Sealed	DR	DD	12	4224N
860-P						
Continental F-227 Gas	1972	w/Oil Sealed	DR	DD	12	4224N
960-P						
Continental F-227 Gas	1972	w/Oil Sealed	DR	DD	12	4224N
T-30						
F-163 Gas & LPG	1972	w/Oil Sealed	DR	DD	12	4224N
T-40						
F-163 Gas & LPG	1972	w/Oil Sealed	DR	DD	12	4224N
T-50						
F-163 Gas & LPG	1972	w/Oil Sealed	DR	DD	12	4224N
T-60						
F-163 Gas & LPG	1972	w/Oil Sealed	DR	DD	12	4224N
V-30						
Continental F-163 Gas	1972	w/Oil Sealed	DR	DD	12	4224N
Continental F-227 Gas		w/Oil Sealed	DR	DD	12	4224N
Perkins 3-152 Diesel		Delco System	DR	DD	12	6410N-PT
Perkins 4-236 Diesel		Delco System	DR	DD	12	6410N-PT
V-40						
Continental F-163 Gas	1972	w/Oil Sealed	DR	DD	12	4224N
Continental F-227 Gas		w/Oil Sealed	DR	DD	12	4224N
Perkins 3-152 Diesel		Delco System	DR	DD	12	6410N-PT
Perkins 4-236 Diesel		Delco System	DR	DD	12	6410N-PT

STARTERS

ENGINE	YEAR	APPLICATION	Mfg	Type	Volt	PART NUMBER
TEREX - Lift Truck (Cont'd)						
V-41						
Continental F-163 Gas	1972	w/Oil Sealed	DR	DD	12	4224N
Continental F-227 Gas		w/Oil Sealed	DR	DD	12	4224N
Perkins 3-152 Diesel		Delco System	DR	DD	12	6410N-PT
Perkins 4-236 Diesel		Delco System	DR	DD	12	6410N-PT
V-50						
Continental F-163 Gas	1972	w/Oil Sealed	DR	DD	12	4224N
Continental F-227 Gas		w/Oil Sealed	DR	DD	12	4224N
Perkins 3-152 Diesel		Delco System	DR	DD	12	6410N-PT
Perkins 4-236 Diesel		Delco System	DR	DD	12	6410N-PT
V-51						
Continental F-163 Gas	1972	w/Oil Sealed	DR	DD	12	4224N
Continental F-227 Gas		w/Oil Sealed	DR	DD	12	4224N
Perkins 3-152 Diesel		Delco System	DR	DD	12	6410N-PT
Perkins 4-236 Diesel		Delco System	DR	DD	12	6410N-PT
V-60						
Continental F-163 Gas	1972	w/Oil Sealed	DR	DD	12	4224N
Continental F-227 Gas		w/Oil Sealed	DR	DD	12	4224N
Perkins 3-152 Diesel		Delco System	DR	DD	12	6410N-PT
Perkins 4-236 Diesel		Delco System	DR	DD	12	6410N-PT
TEREX - Loader						
72-21						
DDAD 3-71N	1975-71	Delco System	DR	DD	24	3745N
72-21AA						
DDAD 3-71N	1970-68	Delco System	DR	DD	24	3745N
72-31						
DDAD 4-71	1975-71	Delco System	DR	DD	24	3745N
72-31AA						
DDAD 4-71	1970-68	Delco System	DR	DD	24	3745N
72-31B						
DDAD 4-71	1979-76	Delco System	DR	DD	24	3745N
72-31F						
DDAD 4-71	1970-68	Delco System	DR	DD	24	3745N
72-31M						
DDAD 4-71	1970-68	Delco System	DR	DD	24	3745N
72-41						
DDAD 4-71	1975-71	Delco System	DR	DD	24	3745N
72-41AA						
DDAD 4-71	1970-68	Delco System	DR	DD	24	3745N
72-51						
DDAD 6-71	1978-76	Delco System	DR	DD	24	3745N
72-51BA						
DDAD 6-71T	1978-76	Delco System	DR	DD	24	3745N
72-61						
DDAD 8V-71T	1978-76	Delco System	DR	DD	24	3745N

STARTERS

STARTERS

ENGINE	YEAR	APPLICATION	Mfg	Type	Volt	PART NUMBER
TEREX - Loader (Cont'd)						
72-61AA						
DDAD 8V-71T	1978-76	Delco System	DR	DD	24	3745N
72-71						
DDAD 8V-71	1975-71	Delco System	DR	DD	24	3745N
72-71B						
DDAD 8V-92T	1978-76	50MT, 24 Volt	DR	50MT	24	4930N
72-81						
DDAD 12V-71	1975-71	50MT, 24 Volt	DR	50MT	24	4930N
DDAD 12V-71T	1978-76	50MT, 24 Volt	DR	50MT	24	4930N
72-81AA						
DDAD 4-71	1970-68	50MT, 24 Volt	DR	50MT	24	4930N
TEREX - Scraper						
78 SH						
DDAD 6-71	1971-68	Delco System	DR	DD	24	3745N
81 SH						
DDAD 4-71	1971-68	Delco System	DR	DD	12	3974N
82 SH						
DDAD 4-71	1971-68	Delco System	DR	DD	12	3974N
83 SH						
DDAD 4-71	1971-68	Delco System	DR	DD	12	3974N
84 SH						
DDAD 4-71	1971-68	Delco System	DR	DD	12	3974N
S-11E						
DDAD 4-71N	1975-71	Delco System	DR	DD	12	3974N
S-23E						
DDAD 8V-71 / T	1978-72	Delco System	DR	DD	24	3745N
S-24						
DDAD 12V-71	1970-68	50MT, 24 Volt	DR	50MT	24	4930N
DDAD 12V-71 / T	1978-71	50MT, 24 Volt	DR	50MT	24	4930N
S-24A						
DDAD 12V-71T	1978-71	50MT, 24 Volt	DR	50MT	24	4930N
S-24B						
DDAD 12V-71T	1978-76	50MT, 24 Volt	DR	50MT	24	4930N
S-32						
DDAD 12V-71T	1975-71	50MT, 24 Volt	DR	50MT	24	4930N
S-35E						
DDAD 12V-71T	1978-71	50MT, 24 Volt	DR	50MT	24	4930N
TS-14						
DDAD 4-71N	1978-76	Delco System	DR	DD	24	3745N
DDAD 4-71N	1978-68	Delco System	DR	DD	12	3974N
TS-14B						
DDAD 4-71N	1978-76	Delco System	DR	DD	24	3745N
DDAD 4-71N		Delco System	DR	DD	12	3974N

STARTERS

STARTERS

ENGINE	YEAR	APPLICATION	Mfg	Type	Volt	PART NUMBER
TEREX - Scraper (Cont'd)						
TS-18						
DDAD 6V-71N	1978-71	Delco System	DR	DD	24	3745N
DDAD 8V-71N		Delco System	DR	DD	24	3745N
TS-24						
DDAD 12V-71	1970-68	50MT, 24 Volt	DR	50MT	24	4930N
DDAD 12V-71N / T	1975-71	50MT, 24 Volt	DR	50MT	24	4930N
DDAD 6-71	1975-68	Delco System	DR	DD	24	3745N
TS-24A						
DDAD 12V-71N / T	1978-76	50MT, 24 Volt	DR	50MT	24	4930N
DDAD 6V-71 / N / T		Delco System	DR	DD	24	3745N
TS-32						
DDAD 12V-71T	1978-71	50MT, 24 Volt	DR	50MT	24	4930N
DDAD 8V-71T		Delco System	DR	DD	24	3745N
TTS-14						
DDAD 4-71	1970-68	Delco System	DR	DD	12	3974N
TEREX - Tractor						
39LOT						
DD 12V-71N	1971-68	50MT, 24 Volt	DR	50MT	24	4930N
43LOT						
DD 12V-71N	1971-68	50MT, 24 Volt	DR	50MT	24	4930N
TERRAMITE - Tractor						
T9						
103-15 Perkins Diesel	2005-00	All	MI	PMGR	12	18395N
THERMO ELECTRON - Engine Industrial						
Various Models						
170 Engine	1971-70	Clockwise	DR	DD	12	6440N
185 Engine		Clockwise	DR	DD	12	6440N
200 Engine		Clockwise	DR	DD	12	6440N
225 Engine		Clockwise	DR	DD	12	6440N
230 Engine		Clockwise	DR	DD	12	6440N
283 Engine		Clockwise	DR	DD	12	6440N
305 Engine	1988-77	Flange Mount (CW)	DR	DD	12	6440N
327 Engine	1971-70	Clockwise	DR	DD	12	6440N
348 Engine		Clockwise	DR	DD	12	6440N
350 Engine	1988-77	Flange Mount (CW)	DR	DD	12	6440N
409 Engine	1971-70	Clockwise	DR	DD	12	6440N
427 Engine		Clockwise	DR	DD	12	6440N
454 Engine	1988-77	Flange Mount (CW)	DR	DD	12	6440N
THERMO KING - Generator						
CGCM						
Isuzu 2.2L (TK DI2.2, -SE) Dsl	2006-93	Hitachi System	HI	OSGR	12	18067N
CGCO						
Isuzu 2.2L (TK DI2.2, -SE) Dsl	2006-95	Hitachi System	HI	OSGR	12	18067N

STARTERS

STARTERS

ENGINE	YEAR	APPLICATION	Mfg	Type	Volt	PART NUMBER
THERMO KING - Generator (Cont'd)						
CGEO						
Isuzu 2.2L (TK DI2.2, -SE) Dsl	All	Hitachi System	HI	OSGR	12	18067N
CG-II						
Isuzu 2.2L (TK DI2.2, -SE) Dsl	2004-90	Hitachi System	HI	OSGR	12	18067N
CG-II M12						
Isuzu 2.0L (TK C201) Diesel	2004-90	Hitachi System	HI	OSGR	12	17088N
Isuzu 2.2L (TK DI2.2, -SE) Dsl		Hitachi System	HI	OSGR	12	18067N
CG-II M20						
Isuzu 2.0L (TK C201) Diesel	2004-90	Hitachi System	HI	OSGR	12	17088N
Isuzu 2.2L (TK DI2.2, -SE) Dsl		Hitachi System	HI	OSGR	12	18067N
CG-II M22						
Isuzu 2.0L (TK C201) Diesel	2004-90	Hitachi System	HI	OSGR	12	17088N
Isuzu 2.2L (TK DI2.2, -SE) Dsl		Hitachi System	HI	OSGR	12	18067N
CG-II M30						
Isuzu 2.0L (TK C201) Diesel	2004-90	Hitachi System	HI	OSGR	12	17088N
Isuzu 2.2L (TK DI2.2, -SE) Dsl		Hitachi System	HI	OSGR	12	18067N
CGSM						
Isuzu 2.2L (TK DI2.2, -SE) Dsl	2006-95	Hitachi System	HI	OSGR	12	18067N
SGCM						
Isuzu 2.2L (TK DI2.2, -SE) Dsl	2006-93	Hitachi System	HI	OSGR	12	18067N
SGCO						
Isuzu 2.2L (TK DI2.2, -SE) Dsl	2006-93	Hitachi System	HI	OSGR	12	18067N
SGSM						
Isuzu 2.2L (TK DI2.2, -SE) Dsl	2006-93	Hitachi System	HI	OSGR	12	18067N
THERMO KING - Misc. Equipment						
Heat King						
All Engines	1992-	Denso System	ND	OSGR	12	17375N
KDII 30 MAX						
Yanmar TK 3.74 Diesel	2003-89	Denso OSGR	ND	OSGR	12	18013N
KDII 50 MAX						
Yanmar TK 3.74 Diesel	2003-89	Denso OSGR	ND	OSGR	12	18013N
MD						
Yanmar 2T7HL	2006-84	Denso System	ND	OSGR	12	17117N
Yanmar TK 3.74 Diesel	2006-98	Denso OSGR	ND	OSGR	12	18013N

STARTERS

ENGINE	YEAR	APPLICATION	Mfg	Type	Volt	PART NUMBER
THERMO KING - Misc. Equipment (Cont'd)						
RD-I 30						
TK 353 Diesel	1995-80	Denso System	ND	OSGR	12	17117N
RD-I 30TC						
TK 353 Diesel	1995-80	Denso System	ND	OSGR	12	17117N
RD-I 50						
TK 353 Diesel	1995-80	Denso System	ND	OSGR	12	17117N
RD-I 50TC						
TK 353 Diesel	1995-80	Denso System	ND	OSGR	12	17117N
RD-I TC						
TK 353 Diesel	1995-89	Denso System	ND	OSGR	12	17117N
SB-II 30 di / TC						
All Engines	1979-	Hitachi (Opt.)	HI	OSGR	12	18067N
All Engines		Hitachi (Std.)	HI	OSGR	12	17088N
SB-II 30 MAX						
All Engines	1979-	Hitachi (Opt.)	HI	OSGR	12	18067N
All Engines		Hitachi (Std.)	HI	OSGR	12	17088N
Sentry 30 di / TC						
All Engines	1979-	Hitachi (Opt.)	HI	OSGR	12	18067N
All Engines		Hitachi (Std.)	HI	OSGR	12	17088N
Sentry SD1200						
Isuzu C201	1984-	Hitachi System	HI	OSGR	12	17088N
Isuzu C201	1975-	Denso System	ND	OSGR	12	16739N
Isuzu C201	1973-	Hitachi System	HI	OSGR	12	18067N
Isuzu D201	1984-	Denso System	ND	OSGR	12	16739N
Isuzu D201		Hitachi System	HI	OSGR	12	17088N
SSIV						
Yanmar 3T80	1984-	Denso System	ND	OSGR	12	17099N
Super II 30 / MAX						
All Engines	1979-	Hitachi (Opt.)	HI	OSGR	12	18067N
All Engines		Hitachi (Std.)	HI	OSGR	12	17088N
Various Models						
Isuzu 2.0L (TK C201) Diesel	1974-	Denso System	ND	OSGR	12	16739N
Isuzu 2.0L (TK C201) Diesel		Hitachi System	HI	OSGR	12	17088N
Isuzu 2.0L (TK C201) Diesel	1971-	Hitachi System	HI	OSGR	12	17088N
Isuzu 2.2L (TK DI2.2, -SE) Dsl	1999-	Hitachi System	HI	OSGR	12	18067N
Isuzu 2.2L (TK DI2.2, -SE) Dsl	1980-	Hitachi System	HI	OSGR	12	18067N
Isuzu Diesel Engines	1979-71	Hitachi System	HI	OSGR	12	17088N
Kubota Z400 Diesel	1991-	Denso System	ND	OSGR	12	18148N
TK 2.44 Diesel	1980-	Denso System	ND	OSGR	12	17375N
TK 2.49 Diesel	1992-	Denso System	ND	OSGR	12	17375N
Yanmar 235 (TK 2.35) Diesel	1978-	Denso System	ND	OSGR	12	17117N
Yanmar 2TN66E	1991-	Denso System	ND	OSGR	12	17375N
Yanmar 353 (TK 3.53) Diesel	1983-	Denso System	ND	OSGR	12	17117N

STARTERS

STARTERS

ENGINE	YEAR	APPLICATION	Mfg	Type	Volt	PART NUMBER
THERMO KING - Misc. Equipment (Cont'd)						
Various Models (Cont'd)						
Yanmar 374 (TK 3.74) Diesel	1989-	Denso System	ND	OSGR	12	17099N
Yanmar 395 (TK 3.95) Diesel	1996-	Denso System	ND	OSGR	12	17099N
Yanmar 3T80 Diesel	1984-	Denso System	ND	OSGR	12	17099N
Yanmar 482 (TK 4.82) Diesel	1996-	Hitachi System	HI	OSGR	12	18490N
Yanmar 486 (TK 4.86) Diesel		Hitachi System	HI	OSGR	12	18490N
Yanmar TK235	1978	Denso System	ND	OSGR	12	17117N
THERMO KING - Trailer Unit						
HK, HK-II, HK-III						
TK 2.49 Diesel	1992-	Denso System	ND	OSGR	12	17375N
HK-100						
TK 2.44 Diesel	1980-	Denso System	ND	OSGR	12	17375N
Yanmar TK 2.44 Diesel	1994-80	Denso System	ND	OSGR	12	17375N
HK-30						
TK 2.44 Diesel	1980-	Denso System	ND	OSGR	12	17375N
Yanmar TK 2.44 Diesel	1994-80	Denso System	ND	OSGR	12	17375N
HK-60						
TK 2.44 Diesel	1980-	Denso System	ND	OSGR	12	17375N
Yanmar TK 2.44 Diesel	1994-80	Denso System	ND	OSGR	12	17375N
LND 30						
Yanmar 353 (TK 3.53) Diesel	1983-	Denso System	ND	OSGR	12	17117N
LND 50						
Yanmar 353 (TK 3.53) Diesel	1991-	Denso System	ND	OSGR	12	17117N
SB-190						
Isuzu 2.2L (TK DI2.2, -SE) Dsl	1999-	Hitachi System	HI	OSGR	12	18067N
SB-200						
Yanmar 486 (TK 4.86) Diesel	1999-	Hitachi System	HI	OSGR	12	18490N
SB-210						
Yanmar 486 (TK 4.86) Diesel	1999-	Hitachi System	HI	OSGR	12	18490N
SB-300						
Yanmar 486 (TK 4.86) Diesel	1999-	Hitachi System	HI	OSGR	12	18490N
SB-310						
Yanmar 486 (TK 4.86) Diesel	1999-	Hitachi System	HI	OSGR	12	18490N
SB-I						
Isuzu 2.0L (TK C201) Diesel	1981-74	Denso System	ND	OSGR	12	16739N
Isuzu 2.2L (TK DI2.2, -SE) Dsl		Hitachi System	HI	OSGR	12	18067N

STARTERS

ENGINE	YEAR	APPLICATION	Mfg	Type	Volt	PART NUMBER
THERMO KING - Trailer Unit (Cont'd)						
SB-II						
All Engines	1983-	Hitachi (Opt.)	HI	OSGR	12	18067N
All Engines		Hitachi (Std.)	HI	OSGR	12	17088N
Isuzu 2.0L (TK C201) Diesel	1980-	Denso System	ND	OSGR	12	16739N
Isuzu 2.0L (TK C201) Diesel		Hitachi System	HI	OSGR	12	17088N
Isuzu 2.2L (TK DI2.2, -SE) Dsl		Hitachi System	HI	OSGR	12	18067N
SB-II MAX						
Isuzu 2.2L (TK DI2.2, -SE) Dsl	1991-	Hitachi System	HI	OSGR	12	18067N
SB-II SR						
Isuzu 2.2L (TK DI2.2, -SE) Dsl	1991-	Hitachi System	HI	OSGR	12	18067N
Yanmar 486 (TK 4.86) Diesel	1998-	Hitachi System	HI	OSGR	12	18490N
SB-III						
All Engines	1990-	Hitachi System	HI	OSGR	12	17088N
Isuzu 2.0L (TK C201) Diesel	1989-80	Hitachi System	HI	OSGR	12	17088N
Isuzu 2.2L (TK DI2.2, -SE) Dsl	1990-	Hitachi System	HI	OSGR	12	18067N
SB-III MAX						
All Engines	1990-	Hitachi System	HI	OSGR	12	17088N
Isuzu 2.0L (TK C201) Diesel	1991-	Hitachi System	HI	OSGR	12	17088N
Isuzu 2.2L (TK DI2.2, -SE) Dsl		Hitachi System	HI	OSGR	12	18067N
SB-III SR						
All Engines	1993-	Hitachi System	HI	OSGR	12	17088N
Isuzu 2.2L (TK DI2.2, -SE) Dsl		Hitachi System	HI	OSGR	12	18067N
Yanmar 486 (TK 4.86) Diesel	1999-	Hitachi System	HI	OSGR	12	18490N
SDZ						
Kubota Z400 Diesel	1991-	Denso System	ND	OSGR	12	18148N
Yanmar Diesel		Denso System	ND	OSGR	12	17375N
Sentry						
Isuzu 2.0L (TK C201) Diesel	1985-	Denso System	ND	OSGR	12	16739N
Isuzu 2.0L (TK C201) Diesel		Hitachi System	HI	OSGR	12	17088N
Isuzu 2.2L (TK DI2.2, -SE) Dsl		Hitachi System	HI	OSGR	12	18067N
SL100						
Yanmar 482 / 486 (TK 4.82 / 4.86)	1996-	Hitachi System	HI	OSGR	12	18490N
SL100e						
Yanmar 486 (TK 4.86) Diesel	2002-	Hitachi System	HI	OSGR	12	18490N

STARTERS

STARTERS

ENGINE	YEAR	APPLICATION	Mfg	Type	Volt	PART NUMBER
THERMO KING - Trailer Unit (Cont'd)						
SL200						
Yanmar 482 / 486 (TK 4.82 / 4.86)	1996-	Hitachi System	HI	OSGR	12	18490N
SL200e						
Yanmar 486 (TK 4.86) Diesel	2002-	Hitachi System	HI	OSGR	12	18490N
SL300						
Yanmar 482 / 486 (TK 4.82 / 4.86)	1996-	Hitachi System	HI	OSGR	12	18490N
SL400						
Yanmar 482 / 486 (TK 4.82 / 4.86)	1996-	Hitachi System	HI	OSGR	12	18490N
SL400 SR2						
Yanmar 486 (TK 4.86) Diesel	2002-	Hitachi System	HI	OSGR	12	18490N
SL400e						
Yanmar 486 (TK 4.86) Diesel	2002-	Hitachi System	HI	OSGR	12	18490N
SMX						
All Engines	1991-	Hitachi System	HI	OSGR	12	18067N
SMX II						
All Engines	1991-	Hitachi System	HI	OSGR	12	18067N
SMX SR						
All Engines	1991-	Hitachi System	HI	OSGR	12	18067N
SNWD						
All Engines	1974-	Hitachi System	HI	OSGR	12	17088N
Spectrum SB						
Yanmar 486 (TK 4.86) Diesel	2001-	Hitachi System	HI	OSGR	12	18490N
Spectrum SL						
Yanmar 486 (TK 4.86) Diesel	2001-	Hitachi System	HI	OSGR	12	18490N
Super II						
Isuzu 2.0L (TK C201) Diesel	1983-	Hitachi System	HI	OSGR	12	17088N
Isuzu 2.2L (TK DI2.2, -SE) Dsl		Hitachi System	HI	OSGR	12	18067N
Super II MAX						
Isuzu 2.2L (TK DI2.2, -SE) Dsl	1989-	Hitachi System	HI	OSGR	12	18067N
Super II SR						
Isuzu 2.2L (TK DI2.2, -SE) Dsl	1991-	Hitachi System	HI	OSGR	12	18067N
Super II TC						
Isuzu 2.2L (TK DI2.2, -SE) Dsl	1991-	Hitachi System	HI	OSGR	12	18067N
Yanmar 486 (TK 4.86) Diesel	1999-	Hitachi System	HI	OSGR	12	18490N

STARTERS

ENGINE	YEAR	APPLICATION	Mfg	Type	Volt	PART NUMBER
THERMO KING - Trailer Unit (Cont'd)						
Super NWD						
Isuzu 2.0L (TK C201) Diesel	1984-	Hitachi System	HI	OSGR	12	17088N
Isuzu 2.2L (TK DI2.2, -SE) Dsl		Hitachi System	HI	OSGR	12	18067N
TD-I						
Isuzu 2.2L (TK DI2.2, -SE) Dsl	1980-	Hitachi System	HI	OSGR	12	18067N
TD-II						
Isuzu 2.2L (TK DI2.2, -SE) Dsl	1980-	Hitachi System	HI	OSGR	12	18067N
URD						
Yanmar 353 (TK 3.53) Diesel	1996-	Denso System	ND	OSGR	12	17117N
URD-III MAX						
Yanmar 395 (TK 3.95) Diesel	1996-	Denso System	ND	OSGR	12	17099N
THERMO KING - Truck Unit						
KD-I						
Yanmar 235 (TK 2.35) Diesel	1978-	Denso System	ND	OSGR	12	17117N
KD-II SR						
Yanmar 374 (TK 3.74) Diesel	1989-	Denso System	ND	OSGR	12	17099N
MD-200						
Yanmar 374 (TK 3.74) Diesel	All	Denso System	ND	OSGR	12	17099N
MD-200-MT						
Yanmar 374 (TK 3.74) Diesel	All	Denso System	ND	OSGR	12	17099N
MD-300						
Yanmar 374 (TK 3.74) Diesel	All	Denso System	ND	OSGR	12	17099N
MD-I						
Yanmar 235 (TK 2.35) Diesel	1983-	Denso System	ND	OSGR	12	17117N
MD-II MAX						
Yanmar 374 (TK 3.74) Diesel	1989-	Denso System	ND	OSGR	12	17099N
MD-II MAX SR						
Yanmar 374 (TK 3.74) Diesel	1989-	Denso System	ND	OSGR	12	17099N
MD-II SR						
Yanmar 374 (TK 3.74) Diesel	1989-	Denso System	ND	OSGR	12	17099N
NWD Series						
Isuzu 2.0L (TK C201) Diesel	1974-	Denso System	ND	OSGR	12	16739N

STARTERS

STARTERS

ENGINE	YEAR	APPLICATION	Mfg	Type	Volt	PART NUMBER
THERMO KING - Truck Unit (Cont'd)						
NWD Series (Cont'd)						
Isuzu 2.0L (TK C201) Diesel		Hitachi System	HI	OSGR	12	17088N
RD-I						
Yanmar 235 (TK 2.35) Diesel	1980-	Denso System	ND	OSGR	12	17117N
RD-II TLE						
Yanmar 395 (TK 3.95) Diesel	1996-	Denso System	ND	OSGR	12	17099N
TS Spectrum						
TK 3.76 Diesel	2002-	Denso System	ND	OSGR	12	17099N
TS-200						
Yanmar 374 (TK 3.74) Diesel	2000-	Denso System	ND	OSGR	12	17099N
TS-300						
Yanmar 374 (TK 3.74) Diesel	2000-	Denso System	ND	OSGR	12	17099N
TS-500						
Yanmar 395 (TK 3.95) Diesel	2000-	Denso System	ND	OSGR	12	17099N
TS-600						
Yanmar 395 (TK 3.95) Diesel	2000-	Denso System	ND	OSGR	12	17099N
UTS						
Yanmar 395 (TK 3.95) Diesel	All	Denso System	ND	OSGR	12	17099N
XDS						
All Engines	1999-	Denso System	ND	OSGR	12	17099N
THOMAS EQUIPMENT - Skid Steer						
175						
Kubota V2203T Diesel	All	Denso System	ND	OSGR	12	18144N
225						
Kubota V3300T Diesel	All	Mitsubishi System	MI	PLGR	12	18398N
245						
Kubota V3300T Diesel	All	Mitsubishi System	MI	PLGR	12	18398N
T103						
Kubota D1402B Diesel	1995-89	Denso System	ND	OSGR	12	18144N
T133						
Kubota V1902B Diesel	1995-89	Denso System	ND	OSGR	12	18144N
T133S						
Kubota V1903B Diesel	1998-95	Denso System	ND	OSGR	12	18144N
T173						
Kubota V1902B Diesel	1999-89	Denso System	ND	OSGR	12	18144N
Kubota V2203B Diesel		Denso System	ND	OSGR	12	18154N

STARTERS

ENGINE	YEAR	APPLICATION	Mfg	Type	Volt	PART NUMBER
THOMAS EQUIPMENT - Skid Steer (Cont'd)						
T183						
Kubota V2203B Diesel	1994-89	Denso System	ND	OSGR	12	18154N
T203						
Kubota V2203B Diesel	1994-89	Denso System	ND	OSGR	12	18154N
T233						
Kubota S2800B Diesel	1997-89	Denso System	ND	OSGR	12	18142N
T243						
Deutz BF4M1011F Dsl	2000-97	Bosch System	BO	PLGR	12	18230N
T245						
Kubota V3300 Diesel	2003-98	Mitsubishi System	MI	PLGR	12	18398N
TIGERCAT - Feller Buncher						
724D						
6CT8.3 Cummins Diesel	2006-01	Delco 42MT	DR	42MT	12	6371N
860						
6CT8.3 Cummins Diesel	2006-01	Delco 42MT	DR	42MT	12	6371N
TIMBERJACK - Feller Buncher						
2618						
Cummins 8.3L Diesel	1995-	Delco System	DR	DD	24	6360N
2628						
Cummins 8.3L Diesel	1995-	Delco System	DR	DD	24	6360N
608						
Cummins 5.9L Diesel	1995-	Delco System	DR	OSGR	24	6582N
618						
Cummins 8.3L Diesel	1995-	Delco System	DR	DD	24	6360N
628						
Cummins 8.3L Diesel	1995-	Delco System	DR	DD	24	6360N
TIMBERJACK - Misc. Equipment						
608 Harvester						
All Engines	1995-	Delco System	DR	OSGR	24	6582N
610 Forwarder						
All Engines	1995-	Delco System	DR	OSGR	12	6573N
TIMBERJACK - Skidder						
240A						
DD 4-53, 3.5L Dsl.	2003-88	37MT, 12V / 12T	DR	DD	12	6644N
350						
Cummins 6BTA	1988-68	HP, DR. 42MT Service Replace.	DR	42MT	12	6371N
DD 3-53T		HP, DR. 42MT Service Replace.	DR	42MT	12	6371N
TORO - Misc. Equipment						
325D						
K3D Mitsubishi Engine	1980-	Mitsubishi System	MI	PLGR	12	17096N

STARTERS

STARTERS

ENGINE	YEAR	APPLICATION	Mfg	Type	Volt	PART NUMBER
TORO - Misc. Equipment (Cont'd)						
Various Models						
K3D Mitsubishi Engine	1982-	Mitsubishi System	MI	PLGR	12	17096N
K4D Mitsubishi Engine		Mitsubishi System	MI	PLGR	12	17096N
K4E Mitsubishi Engine		Mitsubishi System	MI	PLGR	12	17096N
TOWMOTOR - Lift Truck						
AH40						
Continental 427	1967	Delco System	DR	OSGR	12	6576N
AH45						
Continental 427	1967	Delco System	DR	OSGR	12	6576N
AH50						
Continental 427	1967	Delco System	DR	OSGR	12	6576N
AM32						
Continental 427	1967	Delco System	DR	OSGR	12	6576N
AM36						
Continental 427	1967	Delco System	DR	OSGR	12	6576N
AM40						
Continental 427	1967	Delco System	DR	OSGR	12	6576N
Model 540						
Continental F-209	1972-69	Optional	DR	DD	12	4224N
Model 540S						
Continental F-227	1980-71	Optional	DR	DD	12	4224N
Model 600						
Continental F-209	1972-69	Optional	DR	DD	12	4224N
Model 600S						
Continental F-227	1980-71	Optional	DR	DD	12	4224N
Model 670						
Continental F-209	1972-69	Optional	DR	DD	12	4224N
Model 670S						
Continental F-227	1980-71	Optional	DR	DD	12	4224N
Model 760P						
All Engines	1972-69	Optional	DR	DD	12	4224N
Model 850						
IHC UV-266	1964-63	Delco System	DR	DD	12	4162N
IHC UV-304		Delco System	DR	DD	12	4162N
Model 860P						
All Engines	1972-69	Optional	DR	DD	12	4224N
Model 950						
IHC UV-266	1964-63	Delco System	DR	DD	12	4162N
IHC UV-304		Delco System	DR	DD	12	4162N
Model 960P						
All Engines	1972-69	Optional	DR	DD	12	4224N
T30						
Continental F-163	1972-69	Optional	DR	DD	12	4224N

STARTERS

ENGINE	YEAR	APPLICATION	Mfg	Type	Volt	PART NUMBER
TOWMOTOR - Lift Truck (Cont'd)						
T40						
Continental F-163	1972-69	Optional	DR	DD	12	4224N
T50						
Continental F-163	1972-69	Optional	DR	DD	12	4224N
T60						
Continental F-163	1972-69	Optional	DR	DD	12	4224N
V30						
Continental F-163	1972-69	Optional	DR	DD	12	4224N
V40						
Continental F-163	1972-69	Optional	DR	DD	12	4224N
V41						
Continental F-163	1972-69	Optional	DR	DD	12	4224N
V50						
Continental F-163	1972-69	Optional	DR	DD	12	4224N
V51						
Continental F-163	1972-69	Optional	DR	DD	12	4224N
V60						
Continental F-163	1972-69	Optional	DR	DD	12	4224N
TOYOTA - Engine Industrial						
22RE						
4 Cyl. 2.4L 2366cc	All	Denso OSGR	ND	OSGR	12	16737N
KA24E						
4 Cyl. 2.4L 2389cc	All	Mitsubishi PMGR	MI	PMGR	12	17425N
Z24						
4 Cyl. 2.4L 2389cc	All	Mitsubishi PMGR	MI	PMGR	12	17425N
TOYOTA - Lift Truck						
2FD-10						
4P Engine	All	w/AT	ND	OSGR	12	16831N
4P Engine		w/MT - 11" Clutch	ND	DD	12	16218
2FDC-10						
2J Engine	1976-	w/Dry Clutch	ND	OSGR	24	16614N
2FDC-20						
2J Engine	1976-	w/Dry Clutch	ND	OSGR	24	16614N
2FDC-25						
2J Engine	1976-	w/Dry Clutch	ND	OSGR	24	16614N
2FDC-30						
2J Engine	1976-	w/Dry Clutch	ND	OSGR	24	16614N
2FG-20						
5P Engine	1980-69	Denso System	ND	OSGR	12	16831N
2FG-25						
5P Engine	1973-	Denso System	ND	OSGR	12	16831N
2FG-28						
5R Engine	1980-76	Denso System	ND	DD	12	16218

STARTERS

STARTERS

ENGINE	YEAR	APPLICATION	Mfg	Type	Volt	PART NUMBER
TOYOTA - Lift Truck (Cont'd)						
2FG-30						
5P Engine	1980-76	Denso System	ND	DD	12	16218
2FG-7						
Toyota 3P Gas	1982-81	Denso / DD, 9T	ND	DD	12	16223N
2FG-9						
Toyota 3P Gas	1982-81	Denso / DD, 9T	ND	DD	12	16223N
2FGC-10						
5R Engine	1980-67	Denso System	ND	DD	12	16218
2FGC-15						
5R Engine	1980-67	Denso System	ND	DD	12	16218
2FGL-7						
Toyota 3P Gas	1982-81	Denso / DD, 9T	ND	DD	12	16223N
2FGL-9						
Toyota 3P Gas	1982-81	Denso / DD, 9T	ND	DD	12	16223N
2SG-7						
4P Engine	1992-80	w/AT	ND	OSGR	12	16790N
4P Engine		w/MT	ND	DD	12	16218
3FD-10						
2J Engine	1988-76	w/Dry Clutch	ND	OSGR	24	16614N
V1502 Engine	1983-80	w/MT	ND	OSGR	12	16831N
3FD-14						
2J Engine	1988-76	w/Dry Clutch	ND	OSGR	24	16614N
3FD-15						
2J Engine	1988-76	w/Dry Clutch	ND	OSGR	24	16614N
3FD-18						
2J Engine	1988-76	w/Dry Clutch	ND	OSGR	24	16614N
3FD-20						
2J Engine	1982-78	w/Dry Clutch	ND	OSGR	24	16614N
3FD-25						
2J Engine	1982-78	w/Dry Clutch	ND	OSGR	24	16614N
3FD-33						
2H Engine	1988-80	w/AT	ND	OSGR	24	16896N
3FD-35						
2H Engine	1988-76	w/AT	ND	OSGR	24	16896N
3FD-40						
2H Engine	1988-76	w/AT	ND	OSGR	24	16896N
3FD-50						
2H Engine	1988-80	w/AT	ND	OSGR	24	16896N
3FD-60						
2H Engine	1988-80	w/AT	ND	OSGR	24	16896N
3FDE-35						
2H Engine	1988-76	Denso System	ND	OSGR	24	16896N
3FG-10						
5R Engine	1980-77	Denso System	ND	OSGR	12	16831N

STARTERS

ENGINE	YEAR	APPLICATION	Mfg	Type	Volt	PART NUMBER
TOYOTA - Lift Truck (Cont'd)						
3FG-10 (Cont'd)						
5R Engine	1976-67	Denso System	ND	DD	12	16218
3FG-15						
5R Engine	1980-77	Denso System	ND	OSGR	12	16831N
5R Engine	1976-67	Denso System	ND	DD	12	16218
3FG-20						
4P Engine	1982-78	w/AT	ND	OSGR	12	16831N
4P Engine		w/MT - 11" Clutch	ND	DD	12	16218
5P Engine	1982-80	w/AT	ND	OSGR	12	16831N
5P Engine		w/MT	ND	DD	12	16218
5R Engine	1982-78	w/AT	ND	OSGR	12	16831N
5R Engine		w/MT	ND	DD	12	16218
3FG-23						
4P Engine	1982-79	w/AT	ND	OSGR	12	16831N
4P Engine		w/MT - 11" Clutch	ND	DD	12	16218
3FG-25						
4P Engine	1982-79	w/AT	ND	OSGR	12	16831N
4P Engine		w/MT - 11" Clutch	ND	DD	12	16218
5P Engine	1982-78	w/AT	ND	OSGR	12	16831N
5P Engine		w/MT	ND	DD	12	16218
5R Engine		w/AT	ND	OSGR	12	16831N
5R Engine		w/MT	ND	DD	12	16218
3FG-33						
2F Engine	1988-84	w/AT	ND	OSGR	12	16790N
2F Engine	1983-80	w/AT	ND	OSGR	12	16831N
3FG-35						
2F Engine	1988-84	w/AT	ND	OSGR	12	16790N
2F Engine	1983-80	w/AT	ND	OSGR	12	16831N
3FG-40						
2F Engine	1988-84	w/AT	ND	OSGR	12	16790N
2F Engine	1983-80	w/AT	ND	OSGR	12	16831N
3FG-45						
2F Engine	1988-84	w/AT	ND	OSGR	12	16790N
2F Engine	1983-80	w/AT	ND	OSGR	12	16831N
3FG-50						
2F Engine	1988-84	Denso System	ND	OSGR	12	16790N
2F Engine	1983-77	Denso System	ND	OSGR	12	16831N
3FG-60						
2F Engine	1988-84	Denso System	ND	OSGR	12	16790N
2F Engine	1983-77	Denso System	ND	OSGR	12	16831N
3FGC-10						
5R Engine	1988-84	Denso System	ND	OSGR	12	16790N
5R Engine	1983-80	Denso System	ND	OSGR	12	16831N
3FGC-13						
5R Engine	1988-84	Denso System	ND	OSGR	12	16790N
5R Engine	1983-80	Denso System	ND	OSGR	12	16831N
3FGC-15						
5R Engine	1988-84	Denso System	ND	OSGR	12	16790N
5R Engine	1983-80	Denso System	ND	OSGR	12	16831N

STARTERS

STARTERS

ENGINE	YEAR	APPLICATION	Mfg	Type	Volt	PART NUMBER
TOYOTA - Lift Truck (Cont'd)						
3FGC-20						
5R Engine	1980-67	w/Direct Drive	ND	DD	12	16218
5R Engine		w/Gear Reduction	ND	OSGR	12	16831N
3FGC-25						
5R Engine	1980-67	w/Direct Drive	ND	DD	12	16218
5R Engine		w/Gear Reduction	ND	OSGR	12	16831N
3FGC-30						
5P Engine	1988-84	Denso System	ND	OSGR	12	16790N
5P Engine	1983-78	Denso System	ND	OSGR	12	16831N
5R Engine	1980-67	w/Direct Drive	ND	DD	12	16218
5R Engine		w/Gear Reduction	ND	OSGR	12	16831N
3FGL-20						
4P Engine	1982-78	w/AT	ND	OSGR	12	16831N
4P Engine		w/MT - 11" Clutch	ND	DD	12	16218
3FGL-23						
4P Engine	1982-78	w/AT	ND	OSGR	12	16831N
4P Engine		w/MT - 11" Clutch	ND	DD	12	16218
3FGL-25						
4P Engine	1982-78	w/AT	ND	OSGR	12	16831N
4P Engine		w/MT - 11" Clutch	ND	DD	12	16218
3SG-10						
4Y Engine	1990-	w/AT	ND	OSGR	12	16790N
3SG-12						
4Y Engine	1990-	w/AT	ND	OSGR	12	16790N
4FD-20						
2J / 2JT Engines	1986-82	w/o Wet Clutch	ND	OSGR	24	16614N
4FD-23						
2J / 2JT Engines	1986-82	w/o Wet Clutch	ND	OSGR	24	16614N
4FD-25						
2J / 2JT Engines	1986-82	w/o Wet Clutch	ND	OSGR	24	16614N
4FG-10						
4P Engine	1986-84	w/AT	ND	OSGR	12	16790N
4P Engine	1986-78	w/MT	ND	DD	12	16218
4P Engine	1983-78	w/AT	ND	OSGR	12	16831N
5P Engine	1986-84	w/AT	ND	OSGR	12	16790N
5P Engine	1986-78	w/MT	ND	DD	12	16218
5P Engine	1983-78	w/AT	ND	OSGR	12	16831N
5R Engine	1986-84	w/AT	ND	OSGR	12	16790N
5R Engine	1986-78	w/MT	ND	DD	12	16218
5R Engine	1983-78	w/AT	ND	OSGR	12	16831N
4FG-14						
4P Engine	1986-84	w/AT	ND	OSGR	12	16790N
4P Engine	1986-78	w/MT	ND	DD	12	16218
4P Engine	1983-78	w/AT	ND	OSGR	12	16831N
5P Engine	1986-84	w/AT	ND	OSGR	12	16790N
5P Engine	1986-78	w/MT	ND	DD	12	16218
5P Engine	1983-78	w/AT	ND	OSGR	12	16831N
5R Engine	1986-84	w/AT	ND	OSGR	12	16790N
5R Engine	1986-78	w/MT	ND	DD	12	16218
5R Engine	1983-78	w/AT	ND	OSGR	12	16831N

STARTERS

ENGINE	YEAR	APPLICATION	Mfg	Type	Volt	PART NUMBER
TOYOTA - Lift Truck (Cont'd)						
4FG-15						
4P Engine	1986-84	w/AT	ND	OSGR	12	16790N
4P Engine	1986-78	w/MT	ND	DD	12	16218
4P Engine	1983-78	w/AT	ND	OSGR	12	16831N
5P Engine	1991-84	w/AT	ND	OSGR	12	16790N
5P Engine	1991-78	w/MT	ND	DD	12	16218
5P Engine	1983-78	w/AT	ND	OSGR	12	16831N
5R Engine	1986-84	w/AT	ND	OSGR	12	16790N
5R Engine	1986-78	w/MT	ND	DD	12	16218
5R Engine	1983-78	w/AT	ND	OSGR	12	16831N
4FG-18						
4P Engine	1986-82	w/AT	ND	OSGR	12	16831N
4P Engine		w/MT - 11" Clutch	ND	DD	12	16218
5P Engine	1986-78	w/AT	ND	OSGR	12	16831N
5P Engine		w/MT	ND	DD	12	16218
5R Engine		w/AT	ND	OSGR	12	16831N
5R Engine		w/MT	ND	DD	12	16218
4FG-20						
4P Engine	1986-82	w/AT	ND	OSGR	12	16831N
4P Engine		w/MT - 11" Clutch	ND	DD	12	16218
5P Engine	1986-78	w/AT	ND	OSGR	12	16831N
5P Engine		w/MT	ND	DD	12	16218
5R Engine	1986-82	w/AT	ND	OSGR	12	16831N
5R Engine		w/MT	ND	DD	12	16218
4FG-23						
4P Engine	1986-78	w/AT	ND	OSGR	12	16831N
4P Engine		w/MT - 11" Clutch	ND	DD	12	16218
5P Engine		w/AT	ND	OSGR	12	16831N
5P Engine		w/MT	ND	DD	12	16218
5R Engine	1982-78	w/AT	ND	OSGR	12	16831N
5R Engine		w/MT	ND	DD	12	16218
4FG-25						
4P Engine	1986-78	w/AT	ND	OSGR	12	16831N
4P Engine		w/MT - 11" Clutch	ND	DD	12	16218
5P Engine		w/AT	ND	OSGR	12	16831N
5P Engine		w/MT	ND	DD	12	16218
5R Engine		w/AT	ND	OSGR	12	16831N
5R Engine		w/MT	ND	DD	12	16218
4FGC-20						
4P Engine	1988-80	w/AT	ND	OSGR	12	16831N
4P Engine		w/MT - 11" Clutch	ND	DD	12	16218
5P Engine		w/AT	ND	OSGR	12	16831N
5P Engine		w/MT	ND	DD	12	16218
5R Engine		w/AT	ND	OSGR	12	16831N
5R Engine		w/MT	ND	DD	12	16218
4FGC-23						
5P Engine	1988-80	w/AT	ND	OSGR	12	16831N
5P Engine		w/MT	ND	DD	12	16218
4FGC-25						
4P Engine	1988-80	w/AT	ND	OSGR	12	16831N
4P Engine		w/MT - 11" Clutch	ND	DD	12	16218
5P Engine		w/AT	ND	OSGR	12	16831N
5P Engine		w/MT	ND	DD	12	16218
5R Engine		w/AT	ND	OSGR	12	16831N

STARTERS

STARTERS

ENGINE	YEAR	APPLICATION	Mfg	Type	Volt	PART NUMBER
TOYOTA - Lift Truck (Cont'd)						
4FGC-25 (Cont'd)						
5R Engine		w/MT	ND	DD	12	16218
4FGL-10						
4P Engine	1986-78	w/AT	ND	OSGR	12	16831N
4P Engine		w/MT - 11" Clutch	ND	DD	12	16218
5R Engine	1986-79	w/AT	ND	OSGR	12	16831N
5R Engine		w/MT	ND	DD	12	16218
4FGL-14						
4P Engine	1986-78	w/AT	ND	OSGR	12	16831N
4P Engine		w/MT - 11" Clutch	ND	DD	12	16218
5R Engine	1986-79	w/AT	ND	OSGR	12	16831N
5R Engine		w/MT	ND	DD	12	16218
4FGL-15						
4P Engine	1986-78	w/AT	ND	OSGR	12	16831N
4P Engine		w/MT - 11" Clutch	ND	DD	12	16218
5R Engine	1986-79	w/AT	ND	OSGR	12	16831N
5R Engine		w/MT	ND	DD	12	16218
4FGL-18						
4P Engine	1986-82	w/AT	ND	OSGR	12	16831N
4P Engine		w/MT - 11" Clutch	ND	DD	12	16218
5R Engine		w/AT	ND	OSGR	12	16831N
5R Engine		w/MT	ND	DD	12	16218
4FGL-20						
4P Engine	1986-82	w/AT	ND	OSGR	12	16831N
4P Engine		w/MT - 11" Clutch	ND	DD	12	16218
5R Engine		w/AT	ND	OSGR	12	16831N
5R Engine		w/MT	ND	DD	12	16218
4FGL-23						
4P Engine	1986-82	w/AT	ND	OSGR	12	16831N
4P Engine		w/MT - 11" Clutch	ND	DD	12	16218
5R Engine		w/AT	ND	OSGR	12	16831N
5R Engine		w/MT	ND	DD	12	16218
5FD-10						
1DZ Engine	1994-89	w/AT	ND	OSGR	12	17311N
1DZ Engine		w/MT	ND	OSGR	12	17290N
2J Engine	1989-86	Denso System	ND	OSGR	12	17311N
5FD-14						
1DZ Engine	1994-89	w/AT	ND	OSGR	12	17311N
1DZ Engine		w/MT	ND	OSGR	12	17290N
2J Engine	1989-86	Denso System	ND	OSGR	12	17311N
5FD-15						
1DZ Engine	1994-89	w/AT	ND	OSGR	12	17311N
1DZ Engine		w/MT	ND	OSGR	12	17290N
2J Engine	1989-86	Denso System	ND	OSGR	12	17311N
5FD-18						
1DZ Engine	1994-89	w/AT	ND	OSGR	12	17311N
1DZ Engine		w/MT	ND	OSGR	12	17290N
2J Engine	1989-86	Denso System	ND	OSGR	12	17311N
5FD-20						
1DZ Engine	1994-89	w/AT	ND	OSGR	12	17311N
1DZ Engine		w/MT	ND	OSGR	12	17290N

STARTERS

ENGINE	YEAR	APPLICATION	Mfg	Type	Volt	PART NUMBER
TOYOTA - Lift Truck (Cont'd)						
5FD-20 (Cont'd)						
1Z Engine	1994-86	12 Volt - w/AT	ND	OSGR	12	17311N
1Z Engine		12 Volt - w/MT	ND	OSGR	12	17290N
1Z Engine		24 Volt - w/AT	ND	OSGR	24	16614N
2J Engine	1989-86	Denso System	ND	OSGR	12	17311N
5FD-23						
1DZ Engine	1994-89	w/AT	ND	OSGR	12	17311N
1DZ Engine		w/MT	ND	OSGR	12	17290N
1Z Engine	1994-86	12 Volt - w/AT	ND	OSGR	12	17311N
1Z Engine		12 Volt - w/MT	ND	OSGR	12	17290N
1Z Engine		24 Volt - w/AT	ND	OSGR	24	16614N
2J Engine	1989-86	Denso System	ND	OSGR	12	17311N
5FD-25						
1DZ Engine	1994-89	w/AT	ND	OSGR	12	17311N
1DZ Engine		w/MT	ND	OSGR	12	17290N
1Z Engine	1994-86	12 Volt - w/AT	ND	OSGR	12	17311N
1Z Engine		12 Volt - w/MT	ND	OSGR	12	17290N
1Z Engine		24 Volt - w/AT	ND	OSGR	24	16614N
2J Engine	1989-86	Denso System	ND	OSGR	12	17311N
5FD-28						
1Z Engine	1994-86	12 Volt - w/AT	ND	OSGR	12	17311N
1Z Engine		12 Volt - w/MT	ND	OSGR	12	17290N
1Z Engine		24 Volt - w/AT	ND	OSGR	24	16614N
5FD-30						
1Z Engine	1994-86	12 Volt - w/AT	ND	OSGR	12	17311N
1Z Engine		12 Volt - w/MT	ND	OSGR	12	17290N
1Z Engine		24 Volt - w/AT	ND	OSGR	24	16614N
5FD-33						
11Z Engine	1994-88	12 Volt - w/AT	ND	OSGR	12	17311N
11Z Engine		12 Volt - w/MT	ND	OSGR	12	17311N
11Z Engine		24 Volt - w/AT	ND	OSGR	24	16614N
5FD-35						
11Z Engine	1994-88	12 Volt - w/AT	ND	OSGR	12	17311N
11Z Engine		12 Volt - w/MT	ND	OSGR	12	17311N
11Z Engine		24 Volt - w/AT	ND	OSGR	24	16614N
5FD-38						
11Z Engine	1994-88	12 Volt - w/AT	ND	OSGR	12	17311N
11Z Engine		12 Volt - w/MT	ND	OSGR	12	17311N
11Z Engine		24 Volt - w/AT	ND	OSGR	24	16614N
5FD-40						
11Z Engine	1994-88	12 Volt - w/AT	ND	OSGR	12	17311N
11Z Engine		12 Volt - w/MT	ND	OSGR	12	17311N
11Z Engine		24 Volt - w/AT	ND	OSGR	24	16614N
5FD-45						
11Z Engine	1994-88	12 Volt - w/AT	ND	OSGR	12	17311N
11Z Engine		12 Volt - w/MT	ND	OSGR	12	17311N
11Z Engine		24 Volt - w/AT	ND	OSGR	24	16614N
5FD-50						
12Z Engine	1994-90	24 Volt - All	ND	OSGR	24	16614N
5FD-60						
12Z Engine	1994-90	24 Volt - All	ND	OSGR	24	16614N

STARTERS

STARTERS

ENGINE	YEAR	APPLICATION	Mfg	Type	Volt	PART NUMBER
TOYOTA - Lift Truck (Cont'd)						
5FD-70						
12Z Engine	1994-90	24 Volt - All	ND	OSGR	24	16614N
5FDE-35						
11Z Engine	1994-89	12 Volt	ND	OSGR	12	17311N
5FG-10						
4P Engine	1994-86	w/AT	ND	OSGR	12	16790N
4P Engine		w/MT - Dry Clutch	ND	DD	12	16218
4Y Engine		w/AT	ND	OSGR	12	16790N
4Y Engine	1988-86	w/MT - Dry Clutch	ND	DD	12	16218
5FG-14						
4P Engine	1994-86	w/AT	ND	OSGR	12	16790N
4P Engine		w/MT - Dry Clutch	ND	DD	12	16218
4Y Engine		w/AT	ND	OSGR	12	16790N
4Y Engine	1988-86	w/MT - Dry Clutch	ND	DD	12	16218
5FG-15						
4P Engine	1994-86	w/AT	ND	OSGR	12	16790N
4P Engine		w/MT - Dry Clutch	ND	DD	12	16218
4Y Engine		w/AT	ND	OSGR	12	16790N
4Y Engine	1988-86	w/MT - Dry Clutch	ND	DD	12	16218
5FG-18						
4P Engine	1994-86	w/AT	ND	OSGR	12	16790N
4P Engine		w/MT - Dry Clutch	ND	DD	12	16218
4Y Engine		w/AT	ND	OSGR	12	16790N
4Y Engine	1988-86	w/MT - Dry Clutch	ND	DD	12	16218
5FG-20						
4P Engine	1994-86	w/AT	ND	OSGR	12	16790N
4P Engine		w/MT - Dry Clutch	ND	DD	12	16218
4Y Engine		w/AT	ND	OSGR	12	16790N
4Y Engine	1988-86	w/MT - Dry Clutch	ND	DD	12	16218
5FG-23						
4P Engine	1994-86	w/AT	ND	OSGR	12	16790N
4P Engine		w/MT - Dry Clutch	ND	DD	12	16218
4Y Engine		w/AT	ND	OSGR	12	16790N
4Y Engine	1988-86	w/MT - Dry Clutch	ND	DD	12	16218
5FG-25						
4P Engine	1994-86	w/AT	ND	OSGR	12	16790N
4P Engine		w/MT - Dry Clutch	ND	DD	12	16218
4Y Engine		w/AT	ND	OSGR	12	16790N
4Y Engine	1988-86	w/MT - Dry Clutch	ND	DD	12	16218
5FG-28						
4Y Engine	1994-86	w/AT	ND	OSGR	12	16790N
4Y Engine	1988-86	w/MT - Dry Clutch	ND	DD	12	16218
5FG-30						
4Y Engine	1994-86	w/AT	ND	OSGR	12	16790N
4Y Engine	1988-86	w/MT - Dry Clutch	ND	DD	12	16218
5FG-33						
3F Engine	1994-88	w/AT	ND	OSGR	12	16790N
5FG-35						
3F Engine	1994-88	w/AT	ND	OSGR	12	16790N

STARTERS

ENGINE	YEAR	APPLICATION	Mfg	Type	Volt	PART NUMBER
TOYOTA - Lift Truck (Cont'd)						
5FG-38						
3F Engine	1994-88	w/AT	ND	OSGR	12	16790N
5FG-40						
3F Engine	1994-88	w/AT	ND	OSGR	12	16790N
5FG-45						
3F Engine	1994-88	w/AT	ND	OSGR	12	16790N
5FG-50						
3F Engine	1994-90	w/AT	ND	OSGR	12	16790N
5FG-60						
3F Engine	1994-90	w/AT	ND	OSGR	12	16790N
5FGE-35						
3F Engine	1994-90	w/AT	ND	OSGR	12	16790N
5FGL-10						
4P Engine	1989-86	w/AT	ND	OSGR	12	16790N
4P Engine		w/MT - Dry Clutch	ND	DD	12	16218
5FGL-14						
4P Engine	1989-86	w/AT	ND	OSGR	12	16790N
4P Engine		w/MT - Dry Clutch	ND	DD	12	16218
5FGL-15						
4P Engine	1989-86	w/AT	ND	OSGR	12	16790N
4P Engine		w/MT - Dry Clutch	ND	DD	12	16218
5FGL-18						
4P Engine	1989-86	w/AT	ND	OSGR	12	16790N
4P Engine		w/MT - Dry Clutch	ND	DD	12	16218
5FGL-20						
4P Engine	1994-86	w/AT	ND	OSGR	12	16790N
4P Engine		w/MT - Dry Clutch	ND	DD	12	16218
5FGL-23						
4P Engine	1994-86	w/AT	ND	OSGR	12	16790N
4P Engine		w/MT - Dry Clutch	ND	DD	12	16218
5FGL-25						
4P Engine	1994-86	w/AT	ND	OSGR	12	16790N
4P Engine		w/MT - Dry Clutch	ND	DD	12	16218
6FD-10						
1DZ Engine	1994-	Std. w/o Wet Clutch	ND	OSGR	12	17311N
1DZ Engine		Std. w/Wet Clutch	ND	OSGR	12	17290N
6FD-14						
1DZ Engine	1994-	Std. w/o Wet Clutch	ND	OSGR	12	17311N
1DZ Engine		Std. w/Wet Clutch	ND	OSGR	12	17290N
6FD-15						
1DZ Engine	1994-	Std. w/o Wet Clutch	ND	OSGR	12	17311N
1DZ Engine		Std. w/Wet Clutch	ND	OSGR	12	17290N
6FD-18						
1DZ Engine	1994-	Std. w/o Wet Clutch	ND	OSGR	12	17311N
1DZ Engine		Std. w/Wet Clutch	ND	OSGR	12	17290N
6FD-20						
1DZ Engine	1994-	Std. w/o Wet Clutch	ND	OSGR	12	17311N

STARTERS

STARTERS

ENGINE	YEAR	APPLICATION	Mfg	Type	Volt	PART NUMBER
TOYOTA - Lift Truck (Cont'd)						
6FD-20 (Cont'd)						
1DZ Engine		Std. w/Wet Clutch	ND	OSGR	12	17290N
2DZ Engine		Std. w/o Wet Clutch	ND	OSGR	12	17311N
2DZ Engine		Std. w/Wet Clutch	ND	OSGR	12	17290N
6FD-23						
1DZ Engine	1994-	Std. w/o Wet Clutch	ND	OSGR	12	17311N
1DZ Engine		Std. w/Wet Clutch	ND	OSGR	12	17290N
2DZ Engine		Std. w/o Wet Clutch	ND	OSGR	12	17311N
2DZ Engine		Std. w/Wet Clutch	ND	OSGR	12	17290N
6FD-25						
1DZ Engine	1994-	Std. w/o Wet Clutch	ND	OSGR	12	17311N
1DZ Engine		Std. w/Wet Clutch	ND	OSGR	12	17290N
2DZ Engine		Std. w/o Wet Clutch	ND	OSGR	12	17311N
2DZ Engine		Std. w/Wet Clutch	ND	OSGR	12	17290N
6FD-28						
2DZ Engine	1994-	Std. w/o Wet Clutch	ND	OSGR	12	17311N
2DZ Engine		Std. w/Wet Clutch	ND	OSGR	12	17290N
6FD-30						
2DZ Engine	1994-	Std. w/o Wet Clutch	ND	OSGR	12	17311N
2DZ Engine		Std. w/Wet Clutch	ND	OSGR	12	17290N
6FG-15						
4Y Engine	1994-	w/AT	ND	OSGR	12	16790N
6FG-18						
4Y Engine	1994-	w/AT	ND	OSGR	12	16790N
6FG-20						
4Y Engine	1994-	w/AT	ND	OSGR	12	16790N
6FG-23						
4Y Engine	1994-	w/AT	ND	OSGR	12	16790N
6FG-25						
4Y Engine	1994-	w/AT	ND	OSGR	12	16790N
6FG-28						
4Y Engine	1994-	w/AT	ND	OSGR	12	16790N
6FG-30						
4Y Engine	1994-	w/AT	ND	OSGR	12	16790N
6FGC-25						
4Y Engine	1994-	w/AT	ND	OSGR	12	16790N
6FGCU15						
3.0L - 181ci	1995-	Denso System	ND	OSGR	12	16831N
4Y Engine		Denso System	ND	OSGR	12	16831N
6FGCU18						
3.0L - 181ci	1995-	Denso System	ND	OSGR	12	16831N
4Y Engine		Denso System	ND	OSGR	12	16831N
6FGCU20						
3.0L - 181ci	1995-	Denso System	ND	OSGR	12	16831N
4Y Engine		Denso System	ND	OSGR	12	16831N
6FGCU25						
3.0L - 181ci	1995-	Denso System	ND	OSGR	12	16831N

STARTERS

ENGINE	YEAR	APPLICATION	Mfg	Type	Volt	PART NUMBER
TOYOTA - Lift Truck (Cont'd)						
6FGCU25 (Cont'd)						
4Y Engine		Denso System	ND	OSGR	12	16831N
6FGCU30						
3.0L - 181ci	1995-	Denso System	ND	OSGR	12	16831N
4Y Engine		Denso System	ND	OSGR	12	16831N
6FGCU33						
4.3L - 262ci	1995-	Denso System	ND	OSGR	12	16831N
6FGCU35						
4.3L - 262ci	1995-	Denso System	ND	OSGR	12	16831N
6FGCU40						
4.3L - 262ci	1995-	Denso System	ND	OSGR	12	16831N
6FGCU45						
4.3L - 262ci	1995-	Denso System	ND	OSGR	12	16831N
6FGL-14						
4Y Engine	1994-	w/AT	ND	OSGR	12	16790N
6FGL-15						
4Y Engine	1994-	w/AT	ND	OSGR	12	16790N
6FGL-18						
4Y Engine	1994-	w/AT	ND	OSGR	12	16790N
6FGL-20						
4Y Engine	1994-	w/AT	ND	OSGR	12	16790N
6FGL-23						
4Y Engine	1994-	w/AT	ND	OSGR	12	16790N
6FGL-25						
4Y Engine	1994-	w/AT	ND	OSGR	12	16790N
7FG15						
4Y Engine	1998-	Denso System	ND	OSGR	12	16831N
7FG18						
4Y Engine	1998-	Denso System	ND	OSGR	12	16831N
7FG20						
4Y Engine	1998-	Denso System	ND	OSGR	12	16831N
7FG23						
4Y Engine	1998-	Denso System	ND	OSGR	12	16831N
7FG25						
4Y Engine	1998-	Denso System	ND	OSGR	12	16831N
7FG28						
4Y Engine	1998-	Denso System	ND	OSGR	12	16831N
7FG30						
4Y Engine	1998-	Denso System	ND	OSGR	12	16831N
7FG35						
4.3L - 262ci	1998-	Denso System	ND	OSGR	12	16831N
7FG40						
4.3L - 262ci	1998-	Denso System	ND	OSGR	12	16831N

STARTERS

STARTERS

ENGINE	YEAR	APPLICATION	Mfg	Type	Volt	PART NUMBER
TOYOTA - Lift Truck (Cont'd)						
7FG45						
4.3L - 262ci	1998-	Denso System	ND	OSGR	12	16831N
7FG50						
4.3L - 262ci	1998-	Denso System	ND	OSGR	12	16831N
7FG55						
4.3L - 262ci	1998-	Denso System	ND	OSGR	12	16831N
7FG60						
4.3L - 262ci	1998-	Denso System	ND	OSGR	12	16831N
7FG70						
4.3L - 262ci	1998-	Denso System	ND	OSGR	12	16831N
7FGCS32						
4Y Engine	1998-	Denso System	ND	OSGR	12	16831N
7FGCU15						
3.0L - 181ci	1998-	Denso System	ND	OSGR	12	16831N
4Y Engine		Denso System	ND	OSGR	12	16831N
7FGCU18						
3.0L - 181ci	1998-	Denso System	ND	OSGR	12	16831N
4Y Engine		Denso System	ND	OSGR	12	16831N
7FGCU20						
3.0L - 181ci	1998-	Denso System	ND	OSGR	12	16831N
4Y Engine		Denso System	ND	OSGR	12	16831N
7FGCU25						
3.0L - 181ci	1998-	Denso System	ND	OSGR	12	16831N
4Y Engine		Denso System	ND	OSGR	12	16831N
7FGCU30						
3.0L - 181ci	1998-	Denso System	ND	OSGR	12	16831N
4Y Engine		Denso System	ND	OSGR	12	16831N
7FGCU32						
3.0L - 181ci	1998-	Denso System	ND	OSGR	12	16831N
4Y Engine		Denso System	ND	OSGR	12	16831N
7FGCU35						
4.3L - 262ci	1998-	Denso System	ND	OSGR	12	16831N
7FGCU40						
4.3L - 262ci	1998-	Denso System	ND	OSGR	12	16831N
7FGCU45						
4.3L - 262ci	1998-	Denso System	ND	OSGR	12	16831N
7FGCU50						
4.3L - 262ci	1998-	Denso System	ND	OSGR	12	16831N
7FGCU55						
4.3L - 262ci	1998-	Denso System	ND	OSGR	12	16831N
7FGCU60						
4.3L - 262ci	1998-	Denso System	ND	OSGR	12	16831N
7FGCU70						
4.3L - 262ci	1998-	Denso System	ND	OSGR	12	16831N

STARTERS

ENGINE	YEAR	APPLICATION	Mfg	Type	Volt	PART NUMBER
TOYOTA - Lift Truck (Cont'd)						
7FGJ35						
4Y Engine	1998-	Denso System	ND	OSGR	12	16831N
7FGK20						
4Y Engine	1998-	Denso System	ND	OSGR	12	16831N
7FGK25						
4Y Engine	1998-	Denso System	ND	OSGR	12	16831N
7FGK30						
4Y Engine	1998-	Denso System	ND	OSGR	12	16831N
7FGU15						
3.0L - 181ci	1998-	Denso System	ND	OSGR	12	16831N
4Y Engine		Denso System	ND	OSGR	12	16831N
7FGU18						
3.0L - 181ci	1998-	Denso System	ND	OSGR	12	16831N
4Y Engine		Denso System	ND	OSGR	12	16831N
7FGU20						
3.0L - 181ci	1998-	Denso System	ND	OSGR	12	16831N
4Y Engine		Denso System	ND	OSGR	12	16831N
7FGU25						
3.0L - 181ci	1998-	Denso System	ND	OSGR	12	16831N
4Y Engine		Denso System	ND	OSGR	12	16831N
7FGU30						
3.0L - 181ci	1998-	Denso System	ND	OSGR	12	16831N
4Y Engine		Denso System	ND	OSGR	12	16831N
7FGU32						
3.0L - 181ci	1998-	Denso System	ND	OSGR	12	16831N
4Y Engine		Denso System	ND	OSGR	12	16831N
7FGU35						
3.0L - 181ci	1998-	Denso System	ND	OSGR	12	16831N
4Y Engine		Denso System	ND	OSGR	12	16831N
BJ42						
B / 3B Engines	All	All	ND	OSGR	24	18181N
BJ46						
B / 3B Engines	All	All	ND	OSGR	24	18181N
FD-18						
2J Engine	1988-78	w/Dry Clutch	ND	OSGR	24	16614N
FD-23						
2J Engine	1982-78	w/Dry Clutch	ND	OSGR	24	16614N
FD-25						
2J Engine	1982-78	w/Dry Clutch	ND	OSGR	24	16614N
FDC-1						
2J Engine	1980-	w/Dry Clutch	ND	OSGR	24	16614N
FDC-10						
2J Engine	1988-80	w/Dry Clutch	ND	OSGR	24	16614N
FDC-20						
2J Engine	1988-80	w/Dry Clutch	ND	OSGR	24	16614N

STARTERS

STARTERS

ENGINE	YEAR	APPLICATION	Mfg	Type	Volt	PART NUMBER
TOYOTA - Lift Truck (Cont'd)						
FDC-30						
2J Engine	1988-80	w/Dry Clutch	ND	OSGR	24	16614N
FDC-33						
2H Engine	1988-76	Denso System	ND	OSGR	24	16896N
FDC-35						
2H Engine	1988-76	Denso System	ND	OSGR	24	16896N
FDC-45						
2H Engine	1988-76	Denso System	ND	OSGR	24	16896N
FDT-25						
2J Engine	1992-83	Denso System	ND	OSGR	24	16614N
FG-10						
4P / 4Y Engines	1986-	w/AT	ND	OSGR	12	16790N
4P / 4Y Engines		w/MT	ND	DD	12	16218
FG-14						
4P / 4Y Engines	1986-	w/AT	ND	OSGR	12	16790N
4P / 4Y Engines		w/MT	ND	DD	12	16218
FG-15						
4P / 4Y Engines	1986-	w/AT	ND	OSGR	12	16790N
4P / 4Y Engines		w/MT	ND	DD	12	16218
FG-17						
5R Engine	1986-79	w/AT	ND	OSGR	12	16831N
5R Engine		w/MT	ND	DD	12	16218
FG-18						
4P Engine	1982-78	w/AT	ND	OSGR	12	16831N
4P Engine		w/MT - 11" Clutch	ND	DD	12	16218
5P Engine	1982-79	w/AT	ND	OSGR	12	16831N
5P Engine		w/MT - 11" Clutch	ND	DD	12	16218
5R Engine	1982-78	w/AT	ND	OSGR	12	16831N
5R Engine		w/MT	ND	DD	12	16218
FG-20						
5P Engine	1967-	Optional	ND	DD	12	16218
5P Engine		Standard	ND	DD	12	16218
FG-23						
4P Engine	1982-78	w/AT	ND	OSGR	12	16831N
4P Engine		w/MT - 11" Clutch	ND	DD	12	16218
5P Engine		w/AT	ND	OSGR	12	16831N
5P Engine		w/MT	ND	DD	12	16218
5R Engine		w/AT	ND	OSGR	12	16831N
5R Engine		w/MT	ND	DD	12	16218
FG-25						
5R Engine	1980-67	Denso System	ND	DD	12	16218
FG-28						
4P / 4Y Engines	1986-	w/AT	ND	OSGR	12	16790N
4P / 4Y Engines		w/MT	ND	DD	12	16218
FG-30						
4P / 4Y Engines	1986-	w/AT	ND	OSGR	12	16790N
4P / 4Y Engines		w/MT	ND	DD	12	16218

STARTERS

ENGINE	YEAR	APPLICATION	Mfg	Type	Volt	PART NUMBER
TOYOTA - Lift Truck (Cont'd)						
FG-45						
2F Engine	1984-	w/AT	ND	OSGR	12	16790N
2F Engine	1983-81	w/AT	ND	OSGR	12	16831N
FG-7						
Toyota 3P Gas	1982-71	Denso / DD, 9T	ND	DD	12	16223N
FG-9						
Toyota 3P Gas	1982-71	Denso / DD, 9T	ND	DD	12	16223N
FGC-10						
2F Engine	1980-67	Denso System	ND	DD	12	16218
4P Engine		Denso System	ND	DD	12	16218
5R Engine		Denso System	ND	DD	12	16218
FGC-13						
2F Engine	1980-67	Denso System	ND	DD	12	16218
4P Engine		Denso System	ND	DD	12	16218
5R Engine		Denso System	ND	DD	12	16218
FGC-15						
2F Engine	1980-67	Denso System	ND	DD	12	16218
4P Engine		Denso System	ND	DD	12	16218
5R Engine		Denso System	ND	DD	12	16218
FGC-18						
4P Engine	1988-80	w/AT	ND	OSGR	12	16831N
4P Engine		w/MT - 11" Clutch	ND	DD	12	16218
5P Engine		w/AT	ND	OSGR	12	16831N
5P Engine		w/MT	ND	DD	12	16218
5R Engine		w/AT	ND	OSGR	12	16831N
5R Engine		w/MT	ND	DD	12	16218
FGC-20						
2F Engine	1980-67	Denso System	ND	DD	12	16218
4P Engine		Denso System	ND	DD	12	16218
5R Engine		Denso System	ND	DD	12	16218
FGC-23						
4P Engine	1988-80	w/AT	ND	OSGR	12	16831N
4P Engine		w/MT - 11" Clutch	ND	DD	12	16218
5P Engine	1978-	w/AT	ND	OSGR	12	16831N
5P Engine		w/MT	ND	DD	12	16218
5R Engine	1988-80	w/AT	ND	OSGR	12	16831N
5R Engine		w/MT	ND	DD	12	16218
FGC-25						
2F Engine	1980-67	Denso System	ND	DD	12	16218
4P Engine		Denso System	ND	DD	12	16218
5R Engine		Denso System	ND	DD	12	16218
FGC-28						
5P Engine	1980-78	Denso System	ND	OSGR	12	16831N
5P Engine	1977-67	Denso System	ND	DD	12	16218
FGC-30						
5P Engine	1980-67	Denso System	ND	DD	12	16218
FGC-33						
2F Engine	1983-82	Denso System	ND	OSGR	12	16831N
FGC-35						
2F Engine	1991-84	Denso System	ND	OSGR	12	16790N

STARTERS

STARTERS

ENGINE	YEAR	APPLICATION	Mfg	Type	Volt	PART NUMBER
TOYOTA - Lift Truck (Cont'd)						
FGC-35 (Cont'd)						
2F Engine	1983-82	Denso System	ND	OSGR	12	16831N
FGC-40						
2F Engine	1991-84	Denso System	ND	OSGR	12	16790N
2F Engine	1983-82	Denso System	ND	OSGR	12	16831N
FGC-45						
2F Engine	1991-84	Denso System	ND	OSGR	12	16790N
2F Engine	1983-82	Denso System	ND	OSGR	12	16831N
FGE-35						
2F Engine	1984-	w/AT	ND	OSGR	12	16790N
2F Engine	1983-80	w/AT	ND	OSGR	12	16831N
FGE-45						
2F Engine	1988-84	w/AT	ND	OSGR	12	16790N
2F Engine	1983-80	w/AT	ND	OSGR	12	16831N
FGL-18						
4P Engine	1986-78	w/AT	ND	OSGR	12	16831N
4P Engine		w/MT - 11" Clutch	ND	DD	12	16218
FGL-20						
4P Engine	1986-78	Denso System	ND	DD	12	16218
4P Engine		w/MT - 11" Clutch	ND	DD	12	16218
FGL-23						
4P Engine	1986-78	w/AT	ND	OSGR	12	16831N
4P Engine		w/MT - 11" Clutch	ND	DD	12	16218
FGL-25						
4P Engine	1986-78	w/AT	ND	OSGR	12	16831N
4P Engine		w/MT - 11" Clutch	ND	DD	12	16218
FGS-20						
5R Engine	1991-83	Denso System	ND	OSGR	12	16790N
5R Engine	1982-79	Denso System	ND	OSGR	12	16831N
Various Models						
L / 2L Diesel	All	Denso System	ND	OSGR	12	18151N
TOYOTA - Off-Road & Mining Truck						
HZJ70LV						
Mining Truck (6 Cyl. 4.2L Eng.)	1999-94	Denso, OSGR	ND	OSGR	12	18197N
HZJ70RV						
Mining Truck (6 Cyl. 4.2L Eng.)	1999-94	Denso, OSGR	ND	OSGR	12	18197N
HZJ75						
Mining Truck (6 Cyl. 4.2L Eng.)	1996-93	Denso, OSGR	ND	OSGR	12	18197N
HZJ75LP						
Mining Truck (6 Cyl. 4.2L Eng.)	1993-92	Denso, OSGR	ND	OSGR	12	18197N
HZJ75LV						
Mining Truck (6 Cyl. 4.2L Eng.)	1993-92	Denso, OSGR	ND	OSGR	12	18197N

STARTERS

ENGINE	YEAR	APPLICATION	Mfg	Type	Volt	PART NUMBER
TOYOTA - Off-Road & Mining Truck (Cont'd)						
HZJ75RP						
Mining Truck (6 Cyl. 4.2L Eng.)	1999-90	Denso, OSGR	ND	OSGR	12	18197N
HZJ75RV						
Mining Truck (6 Cyl. 4.2L Eng.)	1999-90	Denso, OSGR	ND	OSGR	12	18197N
TRACKLESS - Lawn & Garden Tractor						
Trackless MT						
Series V, 4BT3.9 Cummins Diesel	2010-05	Gear Reduction, Ground Post in DE Hsg.	ND	OSGR	12	16990N
Series V, 4BT3.9 Cummins Diesel		Wet Clutch	ND	OSGR	12	18936N
TRACKMOBILE - Railcar Mover						
4000 Super						
4-53 Detroit Diesel	1992-86	All	DR	DD	12	4882N
UNIVERSAL - Engine Industrial						
5432 Atomic Four						
4 Cyl. 32HP Diesel	1982-78	Kubota V-1501 Engine	ND	OSGR	12	18144N
5444						
4 Cyl. 44HP Diesel	1982-80	Kubota V-1902 Engine	ND	OSGR	12	18144N
M-18						
2 Cyl. 14HP Diesel	1988-83	Kubota Z-600 Engine	ND	OSGR	12	18148N
M-25 XPB						
3 Cyl. Diesel	2004-98	All	ND	OSGR	12	18148N
M-40						
4 Cyl. 32HP Diesel	1998-82	Kubota V-1501 Engine	ND	OSGR	12	18144N
M-50						
4 Cyl. 44HP Diesel	1997-82	Kubota V-1902 Engine	ND	OSGR	12	18144N
VALTRA VALMET - Tractor						
XPLOR_6200						
4045T John Deere Diesel	2006	All	IK	PLGR	12	18475N
VERMEER - Misc. Equipment						
SC505 Stump Grinder						
Perkins 104.22 Dsl.	2007-91	Mitsubishi PLGR	MI	PLGR	12	18238N
VERMEER - Trencher						
T755						
Cummins Diesel	2007-91	DR, 37MT, 10T	DR	37MT	12	6382N-PT
T755DT						
Cummins Diesel	2007-91	DR, 37MT, 10T	DR	37MT	12	6382N-PT

STARTERS

STARTERS

ENGINE	YEAR	APPLICATION	Mfg	Type	Volt	PART NUMBER
VERSATILE - Tractor						
1150						
Cummins KTA-1150	1985-81	Delco System	DR	50MT	24	4930N
1156						
Cummins KTA-1150	1992-86	Delco System	DR	50MT	24	4930N
150						
Perkins 4-236	1982-77	Delco System	DR	DD	12	6410N-PT
160						
Waukesha 220T	1985-80	Delco System	DR	OSGR	12	6575N
256						
4-239 Diesel	1986-84	Denso System	ND	OSGR	12	16990N
276						
4-239 Diesel	1990-85	Dry Clutch	ND	OSGR	12	16990N
4-239 Diesel		Wet Clutch	ND	OSGR	12	16990N
555						
Cummins VT-555C	1985-83	Delco System	DR	DD	12	3974N
700						
Cummins V-555	1977-73	Delco System	DR	DD	12	3974N
750						
Cummins 6-855	1977-76	Delco System	DR	DD	12	3974N
756						
Cummins 6-855	1987-86	Delco System	DR	42MT	12	6356N
800						
Cummins 6-855	1977-71	Delco System	DR	DD	12	3974N
825						
Cummins 6-855	1977-76	Delco System	DR	DD	12	3974N
835						
Cummins NT-855	1984-78	Delco System	DR	DD	12	3974N
836						
Cummins 6-611	1987-85	Delco System	DR	42MT	12	6356N
846						
Cummins L-10	1993-88	Delco System	DR	42MT	12	6356N
850						
Cummins NT-855	1977-71	Delco System	DR	DD	12	3974N
855						
Cummins NT-855	1984-78	Delco System	DR	DD	12	3974N
856						
Cummins 6-611	1987-85	Delco System	DR	42MT	12	6356N
875						
Cummins NT-855	1984-78	Delco System	DR	DD	12	3974N
876						
Cummins 6-611	1993-85	Delco System	DR	42MT	12	6356N
895						
Cummins NT-855	1985-80	Delco System	DR	DD	12	3974N

STARTERS

STARTERS

ENGINE	YEAR	APPLICATION	Mfg	Type	Volt	PART NUMBER
VERSATILE - Tractor (Cont'd)						
900						
Cummins V-903	1977-71	Delco System	DR	DD	12	3974N
925						
Cummins NT-855	1983	Delco System	DR	DD	12	3974N
935						
Cummins VT-903	1984-78	Delco System	DR	DD	12	3974N
936						
Cummins NT-855	1988-85	Delco System	DR	42MT	12	6356N
945						
Cummins NT-855	1984-83	Delco System	DR	DD	12	3974N
946						
Cummins NT-855	1993-85	Delco System	DR	42MT	12	6356N
950						
Cummins VT-903	1984-79	Delco System	DR	DD	12	3974N
Cummins VT-903	1978-77	Delco System	DR	DD	12	3974N
955						
Cummins NT-855	1984-83	Delco System	DR	DD	12	3974N
956						
Cummins NT-855	1987-85	Delco System	DR	42MT	12	6356N
975						
Cummins NT-855	1984-83	Delco System	DR	DD	12	3974N
976						
Cummins NT-855	1993-79	Delco System	DR	42MT	12	6356N
VERSATILE - Windrower						
4400						
Waukesha 220	1984-78	Delco System	DR	OSGR	12	6575N
4700						
Cummins Diesel	1989-86	Denso System	ND	OSGR	12	16990N
VM (Stabilimenti Meccanici) - Engine Industrial						
DM 188						
0.5L Diesel	1990-84	Bosch System	BO	PMGR	12	18369N
RH 188						
0.5L Diesel	1987-84	Bosch System	BO	PMGR	12	18369N
VOLVO - Articulated Truck						
A30D						
D10B, 9.6L Volvo Dsl.	2007-04	39MT, 24V / 12T	MI	PLGR	24	19547N
VOLVO - Excavator						
EC130C						
Volvo TD40GDE Engine	1996-	Bosch System	BO	DD	24	18251N
EW130C						
Volvo TD40GDE Engine	1996-	Bosch System	BO	DD	24	18251N

STARTERS

STARTERS

ENGINE	YEAR	APPLICATION	Mfg	Type	Volt	PART NUMBER
VOLVO - Loader						
L50B						
Volvo TD40GFE Engine	1995-93	Bosch System	BO	DD	24	18251N
L50C						
Volvo TD40GFE Engine	1995-93	Bosch System	BO	DD	24	18251N
VOLVO - Motor Grader						
G740						
Cummins M11	2002-01	42MT, 24 Volt	DR	42MT	24	6370N
G740B						
D10B Volvo Dsl.	2006-02	42MT, 24 Volt	DR	42MT	24	6370N
G746B						
D10B Volvo Dsl.	2006-02	42MT, 24 Volt	DR	42MT	24	6370N
G780						
Cummins M11	2002-01	42MT, 24 Volt	DR	42MT	24	6370N
G780B						
D10B Volvo Dsl.	2006-02	42MT, 24 Volt	DR	42MT	24	6370N
VOLVO PENTA - Engine Industrial						
3.0GLM						
4 Cyl., 181ci, 3.0L Gas	2007-00	Delco PG260G Starter (Offset Mount) , Zinc finish	DR	PMGR	12	6792N
3.0GLP						
4 Cyl., 181ci, 3.0L Gas	2007-00	Delco PG260G Starter (Offset Mount) , Zinc finish	DR	PMGR	12	6792N
3.0GSM						
4 Cyl., 181ci, 3.0L Gas	2002-00	Delco PG260G Starter (Offset Mount) , Zinc finish	DR	PMGR	12	6792N
4.3GL						
6 Cyl., 262ci, 4.3L Gas	2007-00	Delco PG260G Starter (Offset Mount) , Zinc finish	DR	PMGR	12	6792N
4.3GXi, Osi						
6 Cyl., 262ci, 4.3L Gas	2007-00	Delco PG260G Starter (Offset Mount) , Zinc finish	DR	PMGR	12	6792N
5.0GL						
8 Cyl., 305ci, 5.0L Gas (GM)	2007-00	Delco PG260G Starter (Offset Mount) , Zinc finish	DR	PMGR	12	6792N
5.0GXi, Osi						
8 Cyl., 305ci, 5.0L Gas (GM)	2007-01	Delco PG260G Starter (Offset Mount) , Zinc finish	DR	PMGR	12	6792N
5.7Gi						
8 Cyl., 350ci, 5.7L Gas	2007-00	Delco PG260G Starter (Offset Mount) , Zinc finish	DR	PMGR	12	6792N
5.7GL						
8 Cyl., 350ci, 5.7L Gas	2007-00	Delco PG260G Starter (Offset Mount) , Zinc finish	DR	PMGR	12	6792N
5.7GXi						
8 Cyl., 350ci, 5.7L Gas	2007-00	Delco PG260G Starter (Offset Mount) , Zinc finish	DR	PMGR	12	6792N
5.7OSi						
8 Cyl., 350ci, 5.7L Gas	2007-00	Delco PG260G Starter (Offset Mount) , Zinc finish	DR	PMGR	12	6792N
5.7OXi						
8 Cyl., 350ci, 5.7L Gas	2007-00	Delco PG260G Starter (Offset Mount) , Zinc finish	DR	PMGR	12	6792N

STARTERS

ENGINE	YEAR	APPLICATION	Mfg	Type	Volt	PART NUMBER
VOLVO PENTA - Engine Industrial (Cont'd)						
7.4Gi						
8 Cyl., 454ci, 7.4L Gas	1999-94	Delco PG260G (Offset, Later, Repl. Earlier), Zinc Finish	DR	PMGR	12	6792N
7.4Gsi						
8 Cyl., 454ci, 7.4L Gas	1999-94	Delco PG260G (Offset, Later, Repl. Earlier), Zinc Finish	DR	PMGR	12	6792N
8.1Gi						
8 Cyl., 496ci, 8.1L Gas	2007-00	Delco PG260G (Offset, Later, Repl. Earlier), Zinc Finish	DR	PMGR	12	6792N
8.1GSi						
8 Cyl., 496ci, 8.1L Gas	2002-00	Delco PG260G Starter (Offset Mount) , Zinc finish	DR	PMGR	12	6792N
8.1GXi						
8 Cyl., 496ci, 8.1L Gas	2007-00	Delco PG260G (Offset, Later, Repl. Earlier), Zinc Finish	DR	PMGR	12	6792N
8.1OSi						
8 Cyl., 496ci, 8.1L Gas	2007-01	Delco PG260G (Offset, Later, Repl. Earlier), Zinc Finish	DR	PMGR	12	6792N
8.2GSi						
8 Cyl., 502ci, 8.2L Gas	1999-94	Delco PG260G (Offset, Later, Repl. Earlier), Zinc Finish	DR	PMGR	12	6792N
DPX375						
8 Cyl., 496ci, 8.1L Gas	2002-00	Delco PG260G Starter (Offset Mount) , Zinc finish	DR	PMGR	12	6792N
DPX385						
8 Cyl., 454ci, 7.4L Gas	2000-96	Delco PG260G Starter (Offset Mount) , Zinc finish	DR	PMGR	12	6792N
DPX420						
8 Cyl., 496ci, 8.1L Gas	2002-00	Delco PG260G Starter (Offset Mount) , Zinc finish	DR	PMGR	12	6792N
DPX500						
8 Cyl., 502ci, 8.2L Gas	2002-99	Delco PG260G Starter (Offset Mount) , Zinc finish	DR	PMGR	12	6792N
DPX525						
8 Cyl., 502ci, 8.2L Gas	2002-99	Delco PG260G Starter (Offset Mount) , Zinc finish	DR	PMGR	12	6792N
DPX600						
8 Cyl., 502ci, 8.2L Gas	2002-99	Delco PG260G Starter (Offset Mount) , Zinc finish	DR	PMGR	12	6792N
IPS500G						
8 Cyl., 496ci, 8.1L Gas	2007	Delco PG260G Starter (Offset Mount) , Zinc finish	DR	PMGR	12	6792N
WABCO - Grader						
444						
Cummins N-855	1981	Delco System	DR	DD	12	3974N
Cummins N-855	1980-79	Delco System	DR	DD	12	3974N
DD 4-71	1981	Delco System	DR	DD	12	3974N
DD 4-71	1980-79	Delco System	DR	DD	12	3974N
555						
Cummins N-855	1981	Delco System	DR	DD	12	3974N
Cummins N-855	1980-79	Delco System	DR	DD	12	3974N
DD 6-71	1981	Delco System	DR	DD	12	3974N
DD 6-71	1980-79	Delco System	DR	DD	12	3974N
666						
Cummins N-855	1981	Delco System	DR	DD	12	3974N
DD 4-71		Delco System	DR	DD	12	3974N
700						
DD 6-71	1981	Delco System	DR	DD	12	3974N
DD 6-71	1980-79	Delco System	DR	DD	12	3974N

STARTERS

STARTERS

ENGINE	YEAR	APPLICATION	Mfg	Type	Volt	PART NUMBER
WABCO - Grader (Cont'd)						
777						
Cummins N-855	1981	Delco System	DR	DD	12	3974N
Cummins N-855	1980-79	Delco System	DR	DD	12	3974N
DD 6-71	1981	Delco System	DR	DD	12	3974N
DD 6-71	1980-79	Delco System	DR	DD	12	3974N
WABCO - Haulpack Truck						
120 Ton						
Cummins KTA2300	1987-79	Delco System	DR	50MT	24	4930N
DD 12V-149		Delco System	DR	50MT	24	4930N
170 Ton						
Cummins KTA3067	1987-79	Delco System	DR	50MT	24	4930N
DD 16V-149		Delco System	DR	50MT	24	4930N
35 Ton						
DD 12V-71	1987-79	Delco System	DR	50MT	24	4930N
50 Ton						
Cummins VT-1710	1987-79	Delco System	DR	50MT	24	4930N
DD 16V-71		Delco System	DR	50MT	24	4930N
65 Ton						
Cummins VT-1710	1987-79	Delco System	DR	50MT	24	4930N
DD 16V-71		Delco System	DR	50MT	24	4930N
75 Ton						
Cummins VT-1710	1987-79	Delco System	DR	50MT	24	4930N
DD 16V-71		Delco System	DR	50MT	24	4930N
85 Ton						
Cummins KT2300C	1987-79	Delco System	DR	50MT	24	4930N
DD 16V-92		Delco System	DR	50MT	24	4930N
WABCO - Scraper						
101G						
Cummins V504	1982-81	Delco System	DR	DD	24	3948N
Cummins V504	1980-79	Delco System	DR	DD	24	3948N
222						
DDAD 8V-71T	1982-81	Delco System	DR	DD	24	3745N
DDAD 8V-71T	1980-79	Delco System	DR	DD	24	3745N
229						
DDAD 8V-71T	1982-81	Delco System	DR	DD	24	3745N
DDAD 8V-71T	1980-79	Delco System	DR	DD	24	3745N
252FT						
DDAD 8V-71T	1982-81	Delco System	DR	DD	24	3745N
DDAD 8V-71T	1980-79	Delco System	DR	DD	24	3745N
259						
DDAD 8V-71T	1982-81	Delco System	DR	DD	24	3745N
333						
DDAD 12V-71T	1982-79	Delco System	DR	50MT	24	4930N
339						
DDAD 12V-71T	1982-79	Delco System	DR	50MT	24	4930N

STARTERS

ENGINE	YEAR	APPLICATION	Mfg	Type	Volt	PART NUMBER
WABCO - Scraper (Cont'd)						
353FT						
DDAD 12V-71T	1982-79	Delco System	DR	50MT	24	4930N
WACKER - Roller						
RT-820						
2LB Lombardini Diesel	2008-03	All	BO	PMGR	12	18369N
WAUKESHA - Engine						
F-1077D						
Waukesha	1978-70	40MT, 24V / 11T	DR	DD	24	3745N
F-1077G						
Waukesha	1978-70	40MT, 24V / 11T	DR	DD	24	3745N
L-5892G						
Waukesha	1971-70	40MT, 24V / 11T	DR	DD	24	3745N
WAUKESHA - Engine Industrial						
135						
Diesel Engines	1967-63	11T Clutch Drive - 12V	DR	DD	12	3974N
Diesel Engines		11T Clutch Drive - 24V	DR	DD	24	3745N
180						
4 Cyl. Diesel Engine	1974-67	10T Sprag Clutch	DR	OSGR	12	6576N
4 Cyl. Diesel Engine	1973-67	12T Roller Clutch	DR	OSGR	12	6571N
180DCL						
4 Cyl. Diesel Engine	1974-70	10T Sprag Clutch	DR	OSGR	12	6576N
4 Cyl. Diesel Engine		12T Roller Clutch	DR	OSGR	12	6571N
4-220D						
4 Cyl. Diesel Engine	1990-79	w/25MT Starter	DR	OSGR	12	6575N
F-1197						
6 Cyl. Gas and Diesel	All	Delco 42MT, 24 Volt, 11 T	DR	DD	24	6263N
6 Cyl. Gas and Diesel	1990-86	Std. 24 Volt CW Rotation	DR	42MT	12	6356N
6 Cyl. Gas and Diesel	1985-81	Std. 12V Clutch Drive	DR	DD	12	3974N
6 Cyl. Gas and Diesel		Std. 24V CW Rotation	DR	DD	24	3745N
6 Cyl. Gas and Diesel	1980-63	Std. 12V Clutch Drive	DR	DD	12	3974N
6 Cyl. Gas and Diesel		Std. 24V CW Rotation	DR	DD	24	3745N
6 Cyl. Gas and Diesel	1973-63	Opt. 24 Volt CW Rotation	DR	50MT	24	4930N
6 Cyl. Gas and Diesel	1970-68	Std. 24V CCW Rotation	DR	DD	24	3702N
F-1905						
6 Cyl. LPG and Diesel	All	Delco 42MT, 24 Volt, 11 T	DR	DD	24	6263N
6 Cyl. LPG and Diesel	1973-63	Opt. 24 Volt CW Rotation	DR	50MT	24	4930N
6 Cyl. LPG and Diesel		Std. 24V CW Rotation	DR	DD	24	3745N
6 Cyl. LPG and Diesel	1970-68	Std. 24V CCW Rotation	DR	DD	24	3702N
F-2894						
6 Cyl. LPG and Diesel	All	Delco 42MT, 24 Volt, 11 T	DR	DD	24	6263N
6 Cyl. LPG and Diesel	1966-63	Std. 24 Volt CW Rotation	DR	50MT	24	4930N
6 Cyl. LPG and Diesel		Std. 24V CCW Rotation	DR	DD	24	3702N
F-2895						
6 Cyl. Gas, LPG & Diesel	All	Delco 42MT, 24 Volt, 11 T	DR	DD	24	6263N
6 Cyl. Gas, LPG & Diesel	1989-81	Std. 24 Volt CW Rotation	DR	50MT	24	4930N
6 Cyl. Gas, LPG & Diesel	1989-68	Std. 24V CCW Rotation	DR	DD	24	3702N

STARTERS

STARTERS

ENGINE	YEAR	APPLICATION	Mfg	Type	Volt	PART NUMBER
WAUKESHA - Engine Industrial (Cont'd)						
F-2895 (Cont'd)						
6 Cyl. Gas, LPG & Diesel	1980-67	Std. 24 Volt CW Rotation	DR	50MT	24	4930N
6 Cyl. Gas, LPG & Diesel	1978-68	Opt. 24 Volt CW Rotation	DR	50MT	24	4930N
6 Cyl. Gas, LPG & Diesel		Std. 24V CW Rotation	DR	DD	24	3745N
F-3335D						
6 Cyl. Diesel	1989-81	Std. 24 Volt CW Rotation	DR	50MT	24	4930N
6 Cyl. Diesel	1980-79	Std. 24 Volt CW Rotation	DR	50MT	24	4930N
F-3520G						
6 Cyl. Gas	1965-63	Std. 24 Volt CW Rotation	DR	50MT	24	4930N
F-3521						
6 Cyl. Gas and LPG	All	Delco 42MT, 24 Volt, 11 T	DR	DD	24	6263N
6 Cyl. Gas and LPG	1989-81	Std. 24 Volt CW Rotation	DR	50MT	24	4930N
6 Cyl. Gas and LPG	1980-67	Std. 24 Volt CW Rotation	DR	50MT	24	4930N
6 Cyl. Gas and LPG	1978-68	Opt. 24 Volt CW Rotation	DR	50MT	24	4930N
6 Cyl. Gas and LPG		Std. 24V CW Rotation	DR	DD	24	3745N
6 Cyl. Gas and LPG	1970-68	Std. 24V CCW Rotation	DR	DD	24	3702N
F-817G						
6 Cyl. Gas	1990-84	w/Clutch Drive - 24 Volt	DR	37MT	24	6359N-PT
6 Cyl. Gas	1983-75	w/Clutch Drive - 24 Volt	DR	37MT	24	6359N-PT
H-1077						
8 Cyl. Gas and Diesel	All	Delco 42MT, 24 Volt, 11 T	DR	DD	24	6263N
8 Cyl. Gas and Diesel	1978-68	Opt. 24 Volt CW Rotation	DR	50MT	24	4930N
8 Cyl. Gas and Diesel		Std. 24V CW Rotation	DR	DD	24	3745N
8 Cyl. Gas and Diesel	1974-68	Std. 12V Clutch Drive	DR	DD	12	3974N
8 Cyl. Gas and Diesel	1970-68	Std. 24V CCW Rotation	DR	DD	24	3702N
H-884						
Rolline Engines	1973-63	12T Clutch Drive - 24V	DR	DD	24	3948N
L-1616						
12 Cyl. Gas and Diesel	All	Delco 42MT, 24 Volt, 11 T	DR	DD	24	6263N
12 Cyl. Gas and Diesel	1978-68	Opt. 24 Volt CW Rotation	DR	50MT	24	4930N
12 Cyl. Gas and Diesel		Std. 24V CW Rotation	DR	DD	24	3745N
12 Cyl. Gas and Diesel	1970-68	Std. 24V CCW Rotation	DR	DD	24	3702N
L-5100D						
12 Cyl. Diesel	All	Delco 42MT, 24 Volt, 11 T	DR	DD	24	6263N
12 Cyl. Diesel	1974-68	Opt. 24 Volt CW Rotation	DR	50MT	24	4930N
12 Cyl. Diesel		Std. 24V CW Rotation	DR	DD	24	3745N
12 Cyl. Diesel	1970-68	Std. 24V CCW Rotation	DR	DD	24	3702N
12 Cyl. Diesel	1967	Std. 24 Volt CW Rotation	DR	50MT	24	4930N
L-5108G						
12 Cyl. Gas	All	Delco 42MT, 24 Volt, 11 T	DR	DD	24	6263N
12 Cyl. Gas	1989-81	Std. 24 Volt CW Rotation	DR	50MT	24	4930N
12 Cyl. Gas	1980-67	Std. 24 Volt CW Rotation	DR	50MT	24	4930N
12 Cyl. Gas	1978-68	Opt. 24 Volt CW Rotation	DR	50MT	24	4930N
12 Cyl. Gas		Std. 24V CW Rotation	DR	DD	24	3745N
12 Cyl. Gas	1970-68	Std. 24V CCW Rotation	DR	DD	24	3702N
L-5788						
12 Cyl. LPG and Diesel	1965-63	Std. 24 Volt CW Rotation	DR	50MT	24	4930N
L-5790						
12 Cyl. Gas and Diesel	All	Delco 42MT, 24 Volt, 11 T	DR	DD	24	6263N
12 Cyl. Gas and Diesel	1989-81	Std. 24 Volt CW Rotation	DR	50MT	24	4930N
12 Cyl. Gas and Diesel	1980-67	Std. 24 Volt CW Rotation	DR	50MT	24	4930N

STARTERS

ENGINE	YEAR	APPLICATION	Mfg	Type	Volt	PART NUMBER
WAUKESHA - Engine Industrial (Cont'd)						
L-5790 (Cont'd)						
12 Cyl. Gas and Diesel	1978-68	Opt. 24 Volt CW Rotation	DR	50MT	24	4930N
12 Cyl. Gas and Diesel		Std. 24V CW Rotation	DR	DD	24	3745N
12 Cyl. Gas and Diesel	1970-68	Std. 24V CCW Rotation	DR	DD	24	3702N
L-5792						
12 Cyl. Gas and Diesel	1978-75	Opt. 24 Volt CW Rotation	DR	50MT	24	4930N
12 Cyl. Gas and Diesel		Std. 24V CW Rotation	DR	DD	24	3745N
L-5890						
12 Cyl. Gas	All	Delco 42MT, 24 Volt, 11 T	DR	DD	24	6263N
12 Cyl. Gas	1970-68	Opt. 24 Volt CW Rotation	DR	50MT	24	4930N
12 Cyl. Gas		Std. 24V CCW Rotation	DR	DD	24	3702N
12 Cyl. Gas		Std. 24V CW Rotation	DR	DD	24	3745N
L-6670D						
12 Cyl. Diesel	1989-81	Std. 24 Volt CW Rotation	DR	50MT	24	4930N
12 Cyl. Diesel	1980-79	Std. 24 Volt CW Rotation	DR	50MT	24	4930N
L-7040G						
LPG & Diesel Engines	1965-63	Std. 24 Volt CW Rotation	DR	50MT	24	4930N
L-7042G						
12 Cyl. Gas and Diesel	All	Delco 42MT, 24 Volt, 11 T	DR	DD	24	6263N
12 Cyl. Gas and Diesel	1989-81	Std. 24 Volt CW Rotation	DR	50MT	24	4930N
12 Cyl. Gas and Diesel	1980-67	Std. 24 Volt CW Rotation	DR	50MT	24	4930N
12 Cyl. Gas and Diesel	1978-68	Opt. 24 Volt CW Rotation	DR	50MT	24	4930N
12 Cyl. Gas and Diesel		Std. 24V CW Rotation	DR	DD	24	3745N
12 Cyl. Gas and Diesel	1970-68	Std. 24V CCW Rotation	DR	DD	24	3702N
P-2154						
16 Cyl. Gas and Diesel	1978-71	Opt. 24 Volt CW Rotation	DR	50MT	24	4930N
16 Cyl. Gas and Diesel		Std. 24V CW Rotation	DR	DD	24	3745N
VRD155						
Diesel Engines	1990-84	10T Sprag Clutch	DR	OSGR	12	6576N
Diesel Engines	1983-75	10T Sprag Clutch	DR	OSGR	12	6576N
VRD-232						
6 Cyl. Diesel	1983-79	10T Sprag Clutch	DR	OSGR	12	6576N
WESTERBEKE - Engine Industrial						
108B Six						
6 Cyl. Diesel	1994-91	Delco System	DR	OSGR	12	6572N
108C Six						
6 Cyl., 247ci, 4.1L Diesel	2007-94	Delco System	DR	OSGR	12	6572N
64A Four						
4 Cyl., 182ci, 3.0L Diesel	2007-03	Delco System	DR	OSGR	12	6572N
71C Four						
4 Cyl., 154ci, 2.5L Diesel	2007-94	Delco System	DR	OSGR	12	6572N
82B Four						
4 Cyl., 182ci, 3.0L Diesel	2007-91	Delco System	DR	OSGR	12	6572N
90A Four						
4 Cyl., 211ci, 3.5L Diesel	2007-99	Delco System	DR	OSGR	12	6572N

STARTERS

STARTERS

ENGINE	YEAR	APPLICATION	Mfg	Type	Volt	PART NUMBER
WESTERBEKE - Generator						
11.0 TWG						
4 Cyl., 65.3ci, 1.07L Gas	1987-84	Delco System	DR	DD	12	6440N
16.0 BED						
4 Cyl. Diesel	1995-90	Delco System	DR	OSGR	12	6572N
16.0 BEDA						
4 Cyl., 154ci, 2.5L Diesel	2007-95	Delco System	DR	OSGR	12	6572N
16.0 BEG						
4 Cyl., 133ci, 2.2L Gas	2004-95	Delco System	DR	OSGR	12	6572N
16.0 BEGA						
4 Cyl., 133ci, 2.2L Gas	2007-04	Delco System	DR	OSGR	12	6572N
16.0 SBEG						
4 Cyl., 133ci, 2.2L Gas	2007-05	Delco System	DR	OSGR	12	6572N
18.7 SBEG						
4 Cyl., 133ci, 2.2L Gas	2007-05	Delco System	DR	OSGR	12	6572N
20.0 BED (50 Hertz)						
4 Cyl., 182ci, 3.0L Diesel	2007-92	Delco System	DR	OSGR	12	6572N
20.0 BED (60 Hertz)						
4 Cyl. Diesel	1995-90	Delco System	DR	OSGR	12	6572N
20.0 BEDA						
4 Cyl., 154ci, 2.5L Diesel	2007-95	Delco System	DR	OSGR	12	6572N
20.0 BEG (50 Hertz)						
4 Cyl., 133ci, 2.2L Gas	2004-99	Delco System	DR	OSGR	12	6572N
20.0 BEG (60 Hertz)						
4 Cyl., 133ci, 2.2L Gas	2004-95	Delco System	DR	OSGR	12	6572N
20.0 BEGA (50 Hertz)						
4 Cyl., 133ci, 2.2L Gas	2007-04	Delco System	DR	OSGR	12	6572N
20.0 BEGA (60 Hertz)						
4 Cyl., 133ci, 2.2L Gas	2007-04	Delco System	DR	OSGR	12	6572N
20.0 SBEG						
4 Cyl., 133ci, 2.2L Gas	2007-05	Delco System	DR	OSGR	12	6572N
22.5 SBEG						
4 Cyl., 133ci, 2.2L Gas	2007-05	Delco System	DR	OSGR	12	6572N
25.0 BED (50 Hertz)						
Diesel Engines	1994-93	Delco System	DR	OSGR	12	6572N
25.0 BED (60 Hertz)						
4 Cyl., 182ci, 3.0L Diesel	2007-92	Delco System	DR	OSGR	12	6572N
25.0 BEDA						
4 Cyl., 211ci, 3.5L Diesel	2007-94	Delco System	DR	OSGR	12	6572N
25.0 BEDB						
Diesel Engines	1994	Delco System	DR	OSGR	12	6572N
25.0 BEG						
4 Cyl., 133ci, 2.2L Gas	2004-99	Delco System	DR	OSGR	12	6572N
25.0 BEGA						
4 Cyl., 133ci, 2.2L Gas	2007-04	Delco System	DR	OSGR	12	6572N

STARTERS

ENGINE	YEAR	APPLICATION	Mfg	Type	Volt	PART NUMBER
WESTERBEKE - Generator (Cont'd)						
25.0 WMF (50 Hertz)						
Diesel Engines	1993-82	Delco System	DR	OSGR	12	6572N
32.0 BED						
Diesel Engines	1994-93	Delco System	DR	OSGR	12	6572N
32.0 BEDA						
4 Cyl., 211ci, 3.5L Diesel	2007-94	Delco System	DR	OSGR	12	6572N
32.0 BEDB						
Diesel Engines	1994	Delco System	DR	OSGR	12	6572N
32.0 WMF						
Diesel Engines	1993-82	Delco System	DR	OSGR	12	6572N
32.0 WTA						
Diesel Engines	1993-82	Delco System	DR	OSGR	12	6572N
6.5 TWG						
4 Cyl., 65ci, 1.06L Gas	1987-84	Delco System	DR	DD	12	6440N
8.0 TWG						
4 Cyl., 65.3ci, 1.07L Gas	1987-83	Delco System	DR	DD	12	6440N
WESTWARD - Windrower						
7000						
239 Cummins Diesel	All	Gear ReductioDenso. Post in DE Hsg.	ND	OSGR	12	16990N
3.9L Cummins Diesel	1992-86	w/o Gear Reduction, Ground Post in DE Hsg.	ND	OSGR	12	16990N
Perkins Diesel	1997-93	All	DR	OSGR	12	6584N
9250						
3.9L Cummins Diesel	All	Gear Reduction, Ground Post in DE Hsg.	ND	OSGR	12	16990N
3.9L Cummins Diesel	2004-99	w/o Gear Reduction, Ground Post in DE Hsg.	ND	OSGR	12	16990N
9350						
3.9L Cummins Diesel	All	Gear Reduction, Ground Post in DE Hsg.	ND	OSGR	12	16990N
3.9L Cummins Diesel	2004-99	w/o Gear Reduction, Ground Post in DE Hsg.	ND	OSGR	12	16990N
9352						
3.9L Cummins Diesel	2006-01	w/o Gear Reduction, Ground Post in DE Hsg.	ND	OSGR	12	16990N
WHITE - Combine						
2600						
Cummins 6-505	1992	Delco 42MT	DR	42MT	12	6371N
7300						
Perkins 6-354	1980-74	Delco System	DR	DD	12	6410N-PT
8600						
Perkins 6-354	1978-74	Delco System	DR	DD	12	6410N-PT
8700						
Perkins 6-354	1984-77	Delco System	DR	DD	12	6410N-PT
8800						
Perkins 6-354	1977-74	Delco System	DR	DD	12	6410N-PT
8900						
Perkins 6-354	1984-77	Delco System	DR	DD	12	6410N-PT

STARTERS

STARTERS

ENGINE	YEAR	APPLICATION	Mfg	Type	Volt	PART NUMBER
WHITE - Combine (Cont'd)						
8920						
Perkins 6-354	1986-84	Delco System	DR	DD	12	6410N-PT
WHITE - Lift Truck						
MA-20						
Cont. Y-112	1981	Delco System	DR	DD	12	4234N
Waukesha FC-133	1980-79	Delco System	DR	DD	12	4388N
Waukesha FC-133	1978-69	Delco System	DR	DD	12	4388N
MA-25						
Waukesha FC 133	1980-79	Delco System	DR	DD	12	4388N
Waukesha FC 133	1978-69	Delco System	DR	DD	12	4388N
MA-30						
Continental F-163	1974-69	w/Dry Clutch	DR	DD	12	4234N
Continental F-163		w/Wet Clutch	DR	DD	12	4224N
Continental Y-112	1981	Delco System	DR	DD	12	4234N
Waukesha FC 133	1980-79	Delco System	DR	DD	12	4388N
Waukesha FC 133	1978-75	Delco System	DR	DD	12	4388N
MA-30H						
Continental F-163	1980-75	Delco System	DR	DD	12	4234N
Continental Y-112	1981	Delco System	DR	DD	12	4234N
MA-35						
Continental F-163	1980-75	Delco System	DR	DD	12	4234N
Continental Y-112	1981	Delco System	DR	DD	12	4234N
MA-40						
Continental F-163	1981-75	Delco System	DR	DD	12	4234N
Continental F-163	1974-69	w/Dry Clutch	DR	DD	12	4234N
Continental F-163		w/Wet Clutch	DR	DD	12	4224N
MA-45						
Continental F-163	1981-75	Delco System	DR	DD	12	4234N
MA-50						
Continental F-163	1981-75	Delco System	DR	DD	12	4234N
Continental F-163	1974-69	w/Dry Clutch	DR	DD	12	4234N
Continental F-163		w/Wet Clutch	DR	DD	12	4224N
MA-55						
Continental F-163	1981-75	Delco System	DR	DD	12	4234N
MA-60						
Continental F-163	1974-69	w/Dry Clutch	DR	DD	12	4234N
Continental F-163		w/Wet Clutch	DR	DD	12	4224N
MA-60HD						
Perkins 236 Diesel	1981-79	Delco System	DR	OSGR	12	6572N
MA-60S						
Continental F-163	1981-75	Delco System	DR	DD	12	4234N
MY-40B						
4-236 Diesel	1981-75	Standard	DR	OSGR	12	6572N
4-236 Diesel	1974-73	Delco System	DR	OSGR	12	6572N
6-225 Gas	1981-79	Delco System	DR	DD	12	4388N
6-225 Gas	1978-73	Delco System	DR	DD	12	4388N
MY-50B						
4-236 Diesel	1981-75	Standard	DR	OSGR	12	6572N

STARTERS

ENGINE	YEAR	APPLICATION	Mfg	Type	Volt	PART NUMBER
WHITE - Lift Truck (Cont'd)						
MY-50B (Cont'd)						
4-236 Diesel	1974-73	Delco System	DR	OSGR	12	6572N
6-225 Gas	1981-79	Delco System	DR	DD	12	4388N
6-225 Gas	1978-73	Delco System	DR	DD	12	4388N
MY-60B						
4-236 Diesel	1981-75	Standard	DR	OSGR	12	6572N
4-236 Diesel	1974-73	Delco System	DR	OSGR	12	6572N
6-225 Gas	1981-79	Delco System	DR	DD	12	4388N
6-225 Gas	1978-73	Delco System	DR	DD	12	4388N
MY-70B						
4-236 Diesel	1981-75	Standard	DR	OSGR	12	6572N
4-236 Diesel	1974-73	Delco System	DR	OSGR	12	6572N
6-225 Gas	1981-79	Delco System	DR	DD	12	4388N
6-225 Gas	1978-73	Delco System	DR	DD	12	4388N
MY-80B						
4-236 Diesel	1981-75	Standard	DR	OSGR	12	6572N
6-225 Gas	1981-79	Delco System	DR	DD	12	4388N
6-225 Gas	1978-75	Delco System	DR	DD	12	4388N
WC-30						
Continental F-163	1974-69	w/Dry Clutch	DR	DD	12	4234N
Continental F-163		w/Wet Clutch	DR	DD	12	4224N
WC-40						
Continental F-163	1974-69	w/Dry Clutch	DR	DD	12	4234N
Continental F-163		w/Wet Clutch	DR	DD	12	4224N
WC-50						
Continental F-163	1974-69	w/Dry Clutch	DR	DD	12	4234N
Continental F-163		w/Wet Clutch	DR	DD	12	4224N
WHITE - Tractor						
100						
Cummins 6-359	1990-88	Delco System	DR	OSGR	12	6573N
120						
Cummins 6-359	1990-88	Delco System	DR	OSGR	12	6573N
125						
Cummins 6-359	1992-91	Delco System	DR	OSGR	12	6573N
140						
Cummins 6-359	1990-88	Delco System	DR	OSGR	12	6573N
145						
Cummins 6-359	1992-91	Delco System	DR	OSGR	12	6573N
160						
Cummins 6-505	1990-88	Delco 42MT	DR	42MT	12	6371N
170						
Cummins 6-505	1992-91	Delco 42MT	DR	42MT	12	6371N
185						
Cummins 6-505	1990-88	Delco 42MT	DR	42MT	12	6371N
195						
Cummins 6-505	1992-91	Delco 42MT	DR	42MT	12	6371N

STARTERS

STARTERS

ENGINE	YEAR	APPLICATION	Mfg	Type	Volt	PART NUMBER
WHITE - Tractor (Cont'd)						
2-105						
Perkins 6-354	1982-75	Delco System	DR	DD	12	6410N-PT
2-110						
Perkins 6-354	1988-87	Delco System	DR	DD	12	6410N-PT
Perkins 6-354	1986-85	Delco System	DR	DD	12	6410N-PT
Perkins 6-354	1984-82	Delco System	DR	DD	12	6410N-PT
2-135						
Hercules 6-478	1988-87	Delco 42MT	DR	42MT	12	6371N
2-155						
Hercules 6-478	1988-87	Delco 42MT	DR	42MT	12	6371N
2-180						
Caterpillar 3208	1991-87	Delco 42MT	DR	42MT	12	6371N
2-70						
Waukesha 283	1982-78	Diesel Engine	DR	DD	12	6410N-PT
Waukesha 283	1977-75	Diesel Engine	DR	OSGR	12	6576N
2-85						
Perkins 6-354	1982-75	Delco System	DR	DD	12	6410N-PT
2-88						
Perkins 6-354	1988-87	Delco System	DR	DD	12	6410N-PT
Perkins 6-354	1986-85	Delco System	DR	DD	12	6410N-PT
Perkins 6-354	1984-83	Delco System	DR	DD	12	6410N-PT
4-225						
Caterpillar 3208	1991-87	Delco 42MT	DR	42MT	12	6371N
4-270						
Caterpillar 3306	1991-87	Delco 42MT	DR	42MT	12	6371N
60						
Cummins 4-239	1991-89	Delco System	DR	OSGR	12	6573N
80						
Cummins 4-239	1991-89	Delco System	DR	OSGR	12	6573N
WHITE (COCKSHUTT) - Tractor						
1555						
232 Diesel	1975	Delco System	DR	OSGR	12	6576N
1655						
283 Diesel	1975	Delco System	DR	OSGR	12	6576N
1850						
354 Diesel	1968-64	Delco System	DR	DD	12	6410N-PT
1950T						
310 Diesel	1969-67	Delco System	DR	DD	12	6410N-PT
1955T						
310 Diesel	1971-69	Delco System	DR	DD	12	6410N-PT
550 / 552						
155 Diesel	1970-68	Delco System	DR	OSGR	12	6576N
216 Diesel	1967-63	Delco System	DR	OSGR	12	6576N

STARTERS

ENGINE	YEAR	APPLICATION	Mfg	Type	Volt	PART NUMBER
WHITE (OLIVER) - Tractor						
1555						
232 Diesel Engine	1975	Delco System	DR	OSGR	12	6576N
1655						
283 Diesel Engine	1975	Delco System	DR	OSGR	12	6576N
1850						
354 Diesel	1969-64	Delco System	DR	DD	12	6410N-PT
1950T						
310 Diesel	1969-67	Delco System	DR	DD	12	6410N-PT
1955T						
310 Diesel	1974-69	Delco System	DR	DD	12	6410N-PT
550						
Diesel Engines	1969-63	Delco System	DR	OSGR	12	6576N
Diesel Engines	1962-58	Delco System	DR	OSGR	12	6576N
99-D Farm Tractor						
DDAD 3-71	1957	Delco System	DR	DD	12	3974N
DDAD 3-71	1956-55	Delco System	DR	DD	12	3974N
WHITE (RIO DIVISION) - Lift Truck						
MA-20						
Waukesha FC-133	1969	Delco System	DR	DD	12	4388N
MA-30						
Continental F-163	1969	Dry Clutch	DR	DD	12	4234N
Continental F-163		Wet Clutch	DR	DD	12	4224N
MA-40						
Continental F-163	1969	Dry Clutch	DR	DD	12	4234N
Continental F-163		Wet Clutch	DR	DD	12	4224N
MA-50						
Continental F-163	1969	Dry Clutch	DR	DD	12	4234N
Continental F-163		Wet Clutch	DR	DD	12	4224N
MA-60						
Continental F-163	1969	Dry Clutch	DR	DD	12	4234N
Continental F-163		Wet Clutch	DR	DD	12	4224N
WC-30						
Continental F-163	1969	Dry Clutch	DR	DD	12	4234N
Continental F-163		Wet Clutch	DR	DD	12	4224N
WC-40						
Continental F-163	1969	Dry Clutch	DR	DD	12	4234N
Continental F-163		Wet Clutch	DR	DD	12	4224N
WC-50						
Continental F-163	1969	Dry Clutch	DR	DD	12	4234N
Continental F-163		Wet Clutch	DR	DD	12	4224N
WHITING CORPORATION - Misc. Equipment						
5TM						
G-298H Hercules Eng.	1962	Trackmobile	DR	DD	12	4337N
G-3000-X2 Hercules Eng.	1964-63	Trackmobile	DR	DD	12	4337N

STARTERS

STARTERS

ENGINE	YEAR	APPLICATION	Mfg	Type	Volt	PART NUMBER
WHITING CORPORATION - Misc. Equipment (Cont'd)						
7TM						
D3400-X84 Hercules Diesel	1972-67	Trackmobile	DR	DD	12	6410N-PT
G3400-X108 Hercules Gas	1968-67	Trackmobile	DR	OSGR	12	6572N
G3400-X222 Hercules Gas	1972-69	Trackmobile	DR	OSGR	12	6572N
JN-130BI Cummins Diesel	1968-67	Trackmobile	DR	DD	12	3974N
WILLMAR - Sprayer						
Eagle 8100						
Cummins Diesel	2002-97	All	DR	OSGR	12	6573N
Ranger 7200						
6BTA5.9L Cummins Diesel	2002-97	All	DR	OSGR	12	6573N
Ranger 7400						
6BTA5.9L Cummins Diesel	2002-97	All	DR	OSGR	12	6573N
Xplorer 6200						
4045T John Deere Diesel	2005-02	All	IK	PLGR	12	18475N
4045T John Deere Diesel	2002-97	All	ND	OSGR	12	17362N
Xplorer 6400						
4045T John Deere Diesel	2006-02	All	IK	PLGR	12	18475N
4045T John Deere Diesel	2002-97	All	ND	OSGR	12	17362N
WISCONSIN ROBBINS - Engine Industrial						
Various Models						
EY18	1991-	Hitachi System	HI	PMDD	12	18304N
EY18	1990-76	Hitachi System	HI	PMDD	12	18304N
EY25	1991-	Hitachi System	HI	PMDD	12	18304N
EY25	1990-76	Hitachi System	HI	PMDD	12	18304N
EY27	1991-	Hitachi System	HI	PMDD	12	18304N
EY27	1990-76	Hitachi System	HI	PMDD	12	18304N
EY30	1991-	Hitachi System	HI	PMDD	12	18304N
EY35		Hitachi System	HI	PMDD	12	18304N
EY35	1990-76	Hitachi System	HI	PMDD	12	18304N
EY40	1991-	Hitachi System	HI	PMDD	12	18304N
EY40	1990-76	Hitachi System	HI	PMDD	12	18304N
YALE - Lift Truck						
Various Models						
D5 Engine	1981-	Mitsubishi System	MI	DD	12	16798
F2 Engine	1998-	Mitsubishi System	MI	PMGR	12	18096N
F2 Engine	1997-94	Mitsubishi System	MI	DD	12	16924N
F2 Engine	1981-	Mitsubishi System	MI	DD	12	16793
FE Engine	1998-	Mitsubishi System	MI	PMGR	12	18096N
FE Engine	1997-94	Mitsubishi System	MI	DD	12	16924N
FE Engine	1991-85	Mitsubishi System	ND	OSGR	12	16795N-ND

STARTERS

ENGINE	YEAR	APPLICATION	Mfg	Type	Volt	PART NUMBER
YALE - Lift Truck (Cont'd)						
Various Models (Cont'd)						
HA Engine	1982-	Mitsubishi System	MI	OSGR	12	18171N
UA Engine	1980-	11-Tooth Drive	ND	OSGR	12	16795N-ND
VA Engine	1998-	Mitsubishi System	MI	PMGR	12	18096N
VA Engine	1997-92	Mitsubishi System	MI	DD	12	16924N
VA Engine	1991-85	Mitsubishi System	ND	OSGR	12	16795N-ND
Various Eng.	2006-95	Denso / OSGR, 12V / 9T	ND	OSGR	12	19510N
XA Engine	1985-	Mitsubishi System	MI	OSGR	12	18171N
YANMAR - Engine Industrial						
2T72HL						
All Engines	1992-84	Denso System	ND	OSGR	12	17117N
2T75LT						
All Engines	1983-	Denso System	ND	OSGR	12	17117N
2T80						
All Engines	1983-	Denso System	ND	OSGR	12	17375N
2T80UJ						
All Engines	1983-	Denso System	ND	OSGR	12	17375N
2TN66E						
All Engines	1991-	Denso System	ND	OSGR	12	17375N
3D84-1C						
All Engines	1983-	Hitachi System	MD	OSGR	12	19839N
3T95						
All Engines	1997-80	Hitachi System	MD	OSGR	12	19839N
3TN78L						
All Engines	1991-84	Denso System	ND	OSGR	12	17387N
3TNA72						
All Engines	1984-	Denso System	ND	OSGR	12	17382N
4LHA-DTE						
4 Cyl. Diesel	All	Hitachi System	MD	OSGR	12	19839N
4LHA-DTZ						
4 Cyl. Diesel	All	Hitachi System	MD	OSGR	12	19839N
4LHA-HTE						
4 Cyl. Diesel	All	Hitachi System	MD	OSGR	12	19839N
4LHA-HTZE						
4 Cyl. Diesel	All	Hitachi System	MD	OSGR	12	19839N
4LHA-STE						
4 Cyl. Diesel	All	Hitachi System	MD	OSGR	12	19839N
4LHA-STZE						
4 Cyl. Diesel	All	Hitachi System	MD	OSGR	12	19839N
4LH-DTE						
4 Cyl. Diesel	1987-	Hitachi System	MD	OSGR	12	19839N
4LH-HTE						
4 Cyl. Diesel	1987-	Hitachi System	MD	OSGR	12	19839N
4LH-STE						
4 Cyl. Diesel	1987-	Hitachi System	MD	OSGR	12	19839N

STARTERS

STARTERS

ENGINE	YEAR	APPLICATION	Mfg	Type	Volt	PART NUMBER
YANMAR - Engine Industrial (Cont'd)						
4LH-TE						
4 Cyl. Diesel	All	Hitachi System	MD	OSGR	12	19839N
4T95						
4 Cyl. Diesel	1997-80	Hitachi System	MD	OSGR	12	19839N
4T95T						
4 Cyl. Diesel	1997-80	Hitachi System	MD	OSGR	12	19839N
4TN78						
All Engines	1985-	Hitachi System	HI	OSGR	12	18051N
4TN82						
All Engines	1988-	Denso System	ND	OSGR	12	18178N
All Engines	1985-	Hitachi System	HI	OSGR	12	18051N
4TN84						
All Engines	1988-	Denso System	ND	OSGR	12	18178N
4TNE102						
4 Cyl. Diesel	1998-	Hitachi System	HI	OSGR	12	19697N
4TNE106						
4 Cyl. Diesel	1998-	Hitachi System	HI	OSGR	12	19697N
4TNE88						
4cyl, 2.190L Diesel	1989-	Denso System	ND	OSGR	12	18014N
KM5A						
All Engines	All	Hitachi System	MD	OSGR	12	19839N
L100AE-SE						
L100AE-SE	1996-83	Hitachi DD, 8T	HI	PMDD	12	18494N
L40AE-SE						
L40AE-SE	1996-83	Hitachi DD, 8T	HI	PMDD	12	18494N
L40E-SE						
L40E-SE	1996-83	Hitachi DD, 8T	HI	PMDD	12	18494N
L40S						
All Engines	1999-84	Hitachi DD, 8T	HI	PMDD	12	18494N
L48AE-SE						
L48AE-SE	1996-83	Hitachi DD, 8T	HI	PMDD	12	18494N
L60AE-SE						
L60AE-SE	1996-83	Hitachi DD, 8T	HI	PMDD	12	18494N
L60S						
All Engines	1999-84	Hitachi DD, 8T	HI	PMDD	12	18494N
L70AE-SE						
L70AE-SE	1996-83	Hitachi DD, 8T	HI	PMDD	12	18494N
L75AE-SE						
L75AE-SE	1996-83	Hitachi DD, 8T	HI	PMDD	12	18494N
L90AE-SE						
L90AE-SE	1996-83	Hitachi DD, 8T	HI	PMDD	12	18494N
TK4.86V						
TK4.86V	1996-	Mitsubishi PMGR	HI	OSGR	12	19638N

STARTERS

ENGINE	YEAR	APPLICATION	Mfg	Type	Volt	PART NUMBER
YANMAR - Tractor						
Various Models						
3T84 Engine	1986-	Hitachi OE #S13-41	MD	OSGR	12	19839N
3T90L Engine	1976-	Hitachi System	MD	OSGR	12	19839N
3T95 Engine	1980-	Hitachi OE #S13-41	MD	OSGR	12	19839N
3TN82 Engine	1986-	Hitachi OE #S13-41	MD	OSGR	12	19839N
4T95 Engine	1980-	Hitachi OE #S13-41	MD	OSGR	12	19839N
4T95T Engine		Hitachi OE #S13-41	MD	OSGR	12	19839N
4TN98 Engine	1990-	Hitachi OE #S13-41	MD	OSGR	12	19839N
Diesel Engines	1996-	Denso System	ND	OSGR	12	18178N
YM6000						
3T95 Engine	1986-	Hitachi System	MD	OSGR	12	19839N
4T95 Engine		Hitachi System	MD	OSGR	12	19839N
YM7000						
4T95 Engine	1986-	Hitachi System	MD	OSGR	12	19839N

INTERCHANGE

OEM No.	Part No.	OEM No.	Part No.	OEM No.	Part No.	OEM No.	Part No.
	Delco		Delco		Delco		Delco
1109979	4930N	1113824	3745N	1113976	3745N	1114144	3339N
1109985	4930N	1113825	3745N	1113977	3745N	1114145	3974N
1109986	4930N	1113827	3948N	1113978	3745N	1114147	3974N
1109987	4930N	1113831	3745N	1113980	3745N	1114148	3974N
1109998	6374N	1113840	3948N	1113981	3745N	1114149	3339N
1113089	6380N-PT	1113842	3745N	1113982	3948N	1114150	3974N
1113135	3708N	1113844	3745N	1113983	3745N	1114151	3339N
1113147	3708N	1113845	3745N	1113985	3945N	1114152	3339N
1113148	3708N	1113846	3745N	1113988	3945N	1114153	3339N
1113190	3708N	1113847	3745N	1113990	3948N	1114156	3339N
1113193	4971N	1113849	3745N	1113991	3745N	1114157	3974N
1113203	4971N	1113850	3745N	1113992	3948N	1114158	3339N
1113215	4971N	1113851	3745N	1113993	3948N	1114160	3339N
1113216	4882N	1113852	3945N	1113994	3745N	1114162	3339N
1113220	4971N	1113853	3948N	1113995	3745N	1114164	3974N
1113229	4882N	1113855	3745N	1113997	3745N	1114165	3974N
1113236	4882N	1113858	3745N	1113998	3948N	1114167	3339N
1113237	4882N	1113860	3745N	1113999	3745N	1114169	3339N
1113245	4882N	1113862	3745N	1114001	3974N	1114170	3974N
1113271	6570N	1113866	3745N	1114002	3974N	1114172	3974N
1113272	6596N	1113868	3745N	1114004	3974N	1114174	3339N
1113273	6571N	1113872	3745N	1114025	3974N	1114175	3339N
1113274	6572N	1113873	3945N	1114026	3974N	1114179	3974N
1113275	6584N	1113876	3745N	1114027	3974N	1114180	3974N
1113276	6573N	1113883	3745N	1114051	3974N	1114181	3339N
1113277	6582N	1113887	3745N	1114054	3974N	1114185	3974N
1113278	6584N	1113892	3745N	1114055	3974N	1114186	3974N
1113279	6575N	1113893	3745N	1114056	3974N	1114187	3974N
1113280	6575N	1113894	3745N	1114058	3974N	1114188	3974N
1113281	6576N	1113895	3745N	1114064	3974N	1114189	3974N
1113282	6576N	1113898	3745N	1114067	3974N	1114190	3339N
1113284	6600N	1113900	3745N	1114072	3974N	1114191	3339N
1113285	6578N	1113901	3948N	1114073	3974N	1114193	3974N
1113288	6581N	1113902	3745N	1114074	3974N	1114194	3974N
1113290	6588N	1113903	3745N	1114076	3974N	1114197	3974N
1113291	6582N	1113905	3745N	1114078	3974N	1114199	3339N
1113292	6583N	1113906	3745N	1114081	3974N	1114700	3974N
1113294	6592N	1113910	3745N	1114084	3974N	1114703	3339N
1113402	6410N-PT	1113914	3745N	1114086	3974N	1114704	3339N
1113403	6359N-PT	1113915	3745N	1114087	3974N	1114705	3339N
1113479	6359N-PT	1113916	3745N	1114088	3974N	1114706	3948N
1113481	6359N-PT	1113920	3745N	1114090	3974N	1114708	3339N
1113486	6359N-PT	1113923	3948N	1114091	3974N	1114710	3745N
1113534	6359N-PT	1113924	3745N	1114092	3974N	1114711	3948N
1113535	6359N-PT	1113926	3745N	1114095	3974N	1114712	3948N
1113536	6359N-PT	1113928	3948N	1114096	3974N	1114714	3339N
1113584	6359N-PT	1113931	3745N	1114098	3974N	1114715	3745N
1113585	6359N-PT	1113934	3948N	1114099	3974N	1114720	3974N
1113597	6572N	1113935	3745N	1114102	3974N	1114722	3974N
1113598	6571N	1113940	3945N	1114107	3974N	1114723	3974N
1113626	3774N	1113941	3945N	1114109	3339N	1114724	3339N
1113640	6410N-PT	1113942	3948N	1114110	3339N	1114725	3974N
1113641	6410N-PT	1113944	3745N	1114111	3974N	1114726	3974N
1113644	6410N-PT	1113948	3745N	1114113	3974N	1114727	3745N
1113648	6410N-PT	1113949	3948N	1114114	3339N	1114728	3745N
1113650	6410N-PT	1113950	3948N	1114115	3974N	1114729	3948N
1113651	6410N-PT	1113951	3948N	1114117	3339N	1114730	3745N
1113653	6410N-PT	1113952	3745N	1114118	3974N	1114734	3339N
1113656	6410N-PT	1113955	3745N	1114119	3974N	1114735	3948N
1113657	3942N	1113956	3745N	1114122	3974N	1114737	3745N
1113668	6410N-PT	1113957	3745N	1114124	3974N	1114738	3745N
1113672	6410N-PT	1113958	3745N	1114125	3339N	1114740	3948N
1113676	6410N-PT	1113959	3948N	1114126	3974N	1114741	3974N
1113683	6410N-PT	1113960	3948N	1114127	3339N	1114742	3948N
1113690	6410N-PT	1113962	3948N	1114128	3974N	1114743	3948N
1113710	3745N	1113965	3745N	1114129	3339N	1114745	3339N
1113715	3745N	1113966	3745N	1114130	3974N	1114747	3974N
1113726	3745N	1113967	3948N	1114133	3974N	1114748	3339N
1113738	3745N	1113968	3745N	1114136	3339N	1114749	3974N
1113782	3745N	1113969	3948N	1114138	3339N	1114750	3974N
1113792	3745N	1113970	3745N	1114139	3339N	1114751	3974N
1113809	3745N	1113971	3745N	1114140	3974N	1114752	3974N
1113813	3745N	1113972	3745N	1114141	3339N	1114753	3339N
1113818	3745N	1113973	3745N	1114142	3339N	1114754	3339N
1113820	3745N	1113975	3745N	1114143	3974N	1114755	3745N

INTERCHANGE

OEM No.	Part No.	OEM No.	Part No.	OEM No.	Part No.	OEM No.	Part No.
	Delco		Delco		Delco		Delco
1114756	3745N	1114883	3339N	1117248	7254N	12301289	4337N
1114759	3948N	1114884	3339N	1117249	7252N	12301295	4342N
1114760	3745N	1114885	3339N	1117250	7254N	12301329	6570N
1114761	3974N	1114886	3339N	1117253	7254N	12301332	4398N
1114762	3745N	1114888	3339N	1117254	7254N	12301341	6576N
1114765	3339N	1114889	3974N	1117256	7252N	12301346	6572N
1114766	3974N	1114890	3974N	1117258	7254N	12301349	4318N
1114767	3948N	1114891	3974N	1117282	7254N	12301351	6571N
1114769	3974N	1114892	3974N	1117611	7266N	12301358	6380N-PT
1114772	3948N	1114893	3974N	1117612	7266N	12301359	3708N
1114774	3948N	1114894	3974N	1117613	7266N	12301370	4882N
1114776	3745N	1114895	3974N	1117615	7297N	12301387	6410N-PT
1114777	3948N	1114896	3974N	1117616	7266N	12301389	6410N-PT
1114780	3339N	1114897	3974N	1117618	7266N	12301471	4224N
1114781	3745N	1114898	3974N	1117619	7297N	12301483	4046N
1114782	3948N	1114899	3974N	1117620	7266N	12323748	4162N
1114784	3745N	1114900	3974N	1117621	7266N	1831810	3109N
1114785	3945N	1114901	3974N	1117622	7297N	19009950	8098N
1114787	3339N	1114903	3745N	1117623	7297N	19009951	8098N
1114790	3745N	1114905	3948N	1117624	7266N	19009952	8098N
1114791	3339N	1114906	3974N	1117628	7266N	19010001	7254N
1114793	3948N	1114907	3745N	1117631	7297N	19010006	7254N
1114795	3974N	1114909	3745N	1117640	7297N	19010020	7254N
1114802	3339N	1114910	3948N	1117641	7266N	19010023	7254N
1114805	3948N	1114911	3339N	1117642	7297N	19010100	8027N
1114807	3339N	1114913	3974N	1117643	7297N	19010103	8027N
1114811	3974N	1114914	3948N	1117644	7297N	19010108	8003N
1114812	3974N	1114915	3745N	1117645	7297N	19010111	8003N
1114814	3974N	1114916	3745N	1117647	7297N	19010115	7681N
1114815	3974N	1114917	3948N	1117650	7297N	19010120	8027N
1114816	3974N	1114921	3945N	1117655	7297N	19010134	8027N
1114819	3974N	1114923	3745N	1117805	7975N	19010136	8027N
1114820	3974N	1114926	3945N	1117821	7975N	19010137	8027N
1114822	3339N	1114928	3974N	1117831	7975N	19010147	7681N
1114823	3339N	1114933	3339N	1117836	7975N	19010153	8027N
1114824	3339N	1114935	3745N	1117838	7975N	19010154	8027N
1114825	3339N	1114937	3974N	1117880	8027N	19010155	8027N
1114827	3339N	1114941	3974N	1117890	7681N	19010157	8027N
1114828	3339N	1114942	3339N	1117892	7681N	19010158	8027N
1114832	3339N	1114945	3948N	1117894	8027N	19010159	8027N
1114834	3339N	1114947	3745N	1117897	8003N	19010160	8027N
1114835	3339N	1114949	3948N	1117900	8003N	19010165	8027N
1114842	3745N	1114950	3745N	1117905	7681N	19010166	8027N
1114843	3948N	1114951	3745N	1117906	8027N	19010171	8027N
1114844	3745N	1114953	3948N	1117909	7681N	19010173	8027N
1114845	3948N	1114958	3745N	1117911	8027N	19010174	8027N
1114846	3745N	1114961	3974N	1117914	8027N	19010176	8027N
1114847	3745N	1114963	3745N	1117915	8030N	19010182	8003N
1114848	3745N	1114964	3745N	1117925	8027N	19010190	8027N
1114849	3745N	1114965	3974N	1117929	8027N	19010191	8027N
1114850	3745N	1114967	3339N	1117930	8027N	19010196	7681N
1114851	3745N	1114968	3948N	1117931	8027N	19010199	8003N
1114852	3745N	1114970	3745N	1117932	8027N	19010210	8027N
1114853	3745N	1114971	3745N	1117937	7681N	19010212	8027N
1114854	3745N	1114973	3745N	1117942	8027N	19011152	8083N
1114855	3745N	1114974	3745N	1117943	7681N	19011153	8085N
1114856	3948N	1114976	3339N	1117944	8003N	19011155	8083N
1114857	3948N	1114977	3339N	1117946	8027N	19011156	8083N
1114858	3948N	1114978	3974N	1117947	8027N	19011159	8083N
1114859	3948N	1114979	3745N	1117949	8027N	19011161	8083N
1114860	3948N	1114981	3745N	1117950	8027N	19011163	8083N
1114861	3948N	1114984	3974N	1117951	8027N	19011166	8083N
1114862	3948N	1114985	3974N	1117953	8027N	19011171	8083N
1114863	3948N	1114986	3339N	1117954	8027N	19011173	8083N
1114864	3948N	1114987	3745N	1117955	8027N	19011175	8085N
1114865	3945N	1114989	3948N	1117956	8027N	19011211	8083N
1114871	3948N	1114991	3339N	1117957	8027N	19011212	8083N
1114872	3948N	1117069	7252N	1117958	8027N	19011507	6819N
1114873	3745N	1117226	7254N	1117959	8027N	19011522	6819N
1114874	3745N	1117229	7254N	1117962	8027N	19020204	8722N
1114875	3745N	1117230	7254N	1117965	7681N	19020207	8720N
1114878	3745N	1117236	7254N	1117966	7681N	19020208	8721N
1114879	3745N	1117238	7252N	12301277	4234N	19020304	8073N
1114880	3745N	1117239	7254N	12301279	4388N	19020306	8076N
1114882	3339N	1117243	7254N	12301283	6706N	19020307	8367N

INTERCHANGE

OEM No.	Part No.	OEM No.	Part No.	OEM No.	Part No.	OEM No.	Part No.
	Delco	Delco	Delco	Delco	Delco	Delco	Delco
19020309	8073N	1990325	3339N	1990493	6370N	1993954	6269N-PT
19020310	8076N	1990326	6410N-PT	1990495	6356N	1993975	6356N
19020346	8367N	1990328	3745N	1990497	6360N	1993977	6513N
19020355	8073N	1990330	6359N-PT	1990499	6269N-PT	1993978	6370N
19020356	8073N	1990332	6359N-PT	1993700	3745N	1993980	6638N
19020357	8073N	1990337	6356N	1993703	3339N	1993982	6513N
19020361	8073N	1990343	3948N	1993704	3948N	1993985	6356N
19020366	8367N	1990344	6370N	1993705	6382N-PT	1993989	6374N
19020380	8073N	1990346	3945N	1993707	6359N-PT	1998207	4556N
19020382	8367N	1990348	6356N	1993712	6382N-PT	1998208	4556N
19020383	8367N	1990352	6356N	1993713	6380N-PT	1998260	4253N
19020535	12295N	1990354	6356N	1993721	6359N-PT	1998262	4046N
19020536	12148N	1990357	6360N	1993726	6382N-PT	1998263	4224N
19020614	8468N	1990358	6356N	1993729	6359N-PT	1998267	4234N
19020615	8469N	1990359	6360N	1993732	6359N-PT	1998271	4337N
19024071	16372N	1990361	6370N	1993739	6374N	1998273	18198N
19024232	18033N	1990362	6371N	1993742	6359N-PT	1998280	4162N
19024252	17075N	1990363	6356N	1993753	3902N	1998281	4167N
19024256	18033N	1990365	6518N	1993754	6410N-PT	1998293	4525N
1990200	3339N	1990367	6370N	1993755	6644N	1998297	4224N
1990202	3745N	1990368	6370N	1993762	6410N-PT	1998299	6706N
1990208	3339N	1990370	6371N	1993763	6380N-PT	1998307	4388N
1990219	3339N	1990375	6356N	1993769	6382N-PT	1998315	6440N
1990221	3339N	1990376	6356N	1993778	6380N-PT	1998325	4556N
1990222	3745N	1990378	6370N	1993781	3872N	1998326	4556N
1990224	3974N	1990379	6371N	1993783	6371N	1998330	6576N
1990225	3296N	1990382	6370N	1993790	6410N-PT	1998331	6572N
1990228	6374N	1990383	6370N	1993792	6382N-PT	1998334	6575N
1990229	4930N	1990384	6370N	1993794	6380N-PT	1998336	6584N
1990230	3296N	1990386	6356N	1993797	6360N	1998338	6575N
1990231	4930N	1990388	6370N	1993799	6410N-PT	1998339	6571N
1990232	3872N	1990390	6370N	1993802	6370N	1998340	6588N
1990233	3902N	1990392	6356N	1993803	6356N	1998342	6576N
1990234	3902N	1990395	6261N	1993804	6360N	1998346	6570N
1990235	4930N	1990396	6356N	1993805	6370N	1998347	6571N
1990236	3702N	1990398	6356N	1993807	6356N	1998350	6572N
1990237	4930N	1990399	6371N	1993809	6360N	1998351	6591N
1990239	4930N	1990400	6356N	1993810	6370N	1998353	4318N
1990240	3872N	1990403	6371N	1993814	6360N	1998357	6572N
1990243	6374N	1990409	6370N	1993816	6356N	1998359	6578N
1990244	4930N	1990410	6370N	1993820	6371N	1998360	6578N
1990247	3872N	1990412	6370N	1993822	3948N	1998362	6576N
1990248	4930N	1990414	3948N	1993823	6356N	1998367	6570N
1990249	4930N	1990415	3948N	1993824	6576N	1998373	6572N
1990250	4930N	1990418	6370N	1993825	4930N	1998376	6576N
1990251	4930N	1990420	6356N	1993833	6360N	1998378	6575N
1990259	4930N	1990422	6370N	1993839	6374N	1998379	6578N
1990260	4930N	1990423	6356N	1993840	4930N	1998383	6584N
1990262	4930N	1990424	6356N	1993841	4930N	1998387	6584N
1990263	4930N	1990425	6371N	1993842	6370N	1998389	6581N
1990264	4930N	1990429	6371N	1993847	6374N	1998394	6575N
1990265	3702N	1990430	6261N	1993852	4930N	1998414	4253N
1990267	4930N	1990432	3948N	1993861	6359N-PT	1998446	6572N
1990268	4930N	1990433	6360N	1993869	6380N-PT	1998455	6571N
1990269	4930N	1990436	6263N	1993871	6380N-PT	1998465	6571N
1990270	4930N	1990437	6370N	1993874	6380N-PT	1998468	6588N
1990271	4930N	1990444	6370N	1993878	6644N	1998479	6584N
1990273	4930N	1990453	6360N	1993881	6410N-PT	1998480	6576N
1990274	4930N	1990456	6370N	1993886	6382N-PT	1998481	6584N
1990276	4930N	1990457	6360N	1993901	6359N-PT	1998484	6572N
1990278	4930N	1990458	6356N	1993902	6359N-PT	1998485	4556N
1990279	3745N	1990460	6370N	1993903	6269N-PT	1998599	6440N
1990284	4930N	1990461	6370N	1993906	6359N-PT	8000282	6792N
1990291	3902N	1990465	6356N	1993909	6359N-PT	8200014	6847N
1990297	3948N	1990468	6356N	1993910	6359N-PT	8200034	6819N
1990307	3745N	1990470	6356N	1993911	6359N-PT	8200041	6819N
1990309	6382N-PT	1990471	6371N	1993917	6278N	8200178	6614N
1990313	6380N-PT	1990475	6356N	1993924	6370N	8200410	6819N
1990315	6410N-PT	1990477	6356N	1993929	6360N	8600000	8721N
1990316	6380N-PT	1990478	6356N	1993931	6380N-PT	8600086	8721N
1990317	6380N-PT	1990480	6371N	1993934	6513N	8600210	8688N
1990318	6410N-PT	1990482	3745N	1993936	3948N	9000839	6792N
1990319	6380N-PT	1990483	6356N	1993940	6360N	9000840	6792N
1990323	3974N	1990485	6370N	1993944	6360N	9000850	6789N
1990324	3948N	1990492	6371N	1993945	3948N	9000884	6792N

INTERCHANGE

INTERCHANGE

OEM No.	Part No.	OEM No.	Part No.	OEM No.	Part No.	OEM No.	Part No.
Isuzu		JCB		John Deere		John Deere	
8970429970	18449N	714/01003	12088N	AL81154	19655N	AT21618	7353N
8970429971	18449N	714/10800	12088N	AL81437	12151N	AT21619	7353N
8970429972	18449N	714/12500	12046N	AM100807	17382N	AT220393	12161N
8970489700	10930N	714/12500R	12046N	AM100809	17382N	AT220394	12145N
8970489701	10930N	714/14200R	17639N	AM108722	16739N	AT228217	12587N
8970489702	10930N	714/20400	12088N	AM809215	18426N	AT23401	16563N
8970848770	18299N	714/26100	12365N	AM875415	19839N	AT25619	6570N
8971185420	18067N	714/26100R	12365N	AM876224	19839N	AT263669	12744N
8971187470	18051N	714/29300R	17649N	AM877284	18178N	AT300167	12493N
8971287470	18051N	714/29500R	17652N	AM877740	12188N	AT303320	12599N
8971366870	18296N	714/31500	12148N	AM878189	18051N	AT58321	7186-3N
8971682460	12778N	714/32200	12738N	AM878581	12112N	AT64718	7186-3N
8-97168-246-1	12778N	714/33300	18238N	AM879204	18426N	AXE17691	12796N
8972286640	18067N	714/33300R	18238N	AM879743	18178N	AZ26910	13193N
8-97240-270-0	12689N	714/35600	18949N	AM879908	12356N	AZ31316	13193N
9-82200-763-0	14105N	714/35600R	18949N	AM880733	12112N	AZ3846201	12169N
		714/36700	16612	AM880978	18426N	CH10493	14519N
		714/36700	17366N	AN193461	13143N	CH15586	17375N
		714/40005	17650N	AR102188	3339N	CH19279	17375N
		714/40148	12088N	AR102770	3948N	CH19282	17375N
		714/40155	12739N	AR102771	3948N	F434805	8367N
		714/40231	18940N	AR11138	3708N	FF101774	12725N
		714/40536	18940N	AR11160	4388N	FFSB108087	12157N
		71432200	12738N	AR11300	4388N	FGL5840089	18369N
		71440152	12738N	AR28053	3708N	GV11567	16739N
		71440153	12738N	AR34406	6410N-PT	LVA12357	12356N
		71440154	12738N	AR40134	3708N	M809215	18426N
		71440231	18940N	AR41627	16635N	MIA10300	18178N
		71440531	18940N	AR41627	6410N-PT	RE10321	3974N
				AR46886	16641	RE10464	4930N
				AR46886	3339N	RE13722	16635N
				AR54793	7186-3N	RE13797	7186-3N
				AR54796	7186-3N	RE13942	3339N
				AR55313	3948N	RE15663	19847N
				AR55314	3948N	RE186320	12660R
				AR55638	6410N-PT	RE19187	6570N
				AR55639	16635N	RE19275	17362N
				AR56728	7186-3N	RE20034	7176N
				AR62153	3339N	RE204426	12379N
				AR62154	16641	RE210793	12795N
				AR62267	6410N-PT	RE218703	12880N
				AR66424	6570N	RE24305	6356N
				AR70436	16563N	RE257541	12660R
				AR77254	16635N	RE28782	6360N
				AR84305	7186-3N	RE31694	7186-3N
				AR84306	7186-3N	RE36246	12066N
				AR84333	19847N	RE36267	12145N
				AR87204	13143N	RE36268	12162N
				AR87205	13143N	RE37201	12066N
				AR887204	13143N	RE38336	17618N
				AR93445	7186-3N	RE38632	6278N
				AR93446	7186-3N	RE38634	3948N
				AR93447	13143N	RE40092	17630N
				AR93448	13143N	RE41754	6356N
				AT103344	8047N	RE41757	17618N
				AT103789	13143N	RE41799	17362N
				AT103798	13143N	RE41875	16635N
				AT110818	17387N	RE42123	12066N
				AT111635	18059N	RE42670	17618N
				AT117390	7853N	RE42778	12080N
				AT125414	8047N	RE43047	3948N
				AT142246	7681N	RE43266	17618N
				AT157177	7186-3N	RE43300	6278N
				AT157178	7176N	RE43423	17618N
				AT161324	12148N	RE43425	17618N
				AT168711	12157N	RE44140	12066N
				AT173624	12130N	RE46608	12195N
				AT173624	12148N	RE48077	6278N
				AT173624	12161N	RE48134	6278N
				AT175194	12159N	RE500199	18458N
				AT18150	6570N	RE500345	18458N
				AT185951	12373N	RE500502	12140N
				AT195414	18978N	RE500733	16563N
				AT207608	12587N	RE500819	18359N
				AT208541	12157N	RE50095	6570N

INTERCHANGE

INTERCHANGE

OEM No.	Part No.	OEM No.	Part No.	OEM No.	Part No.	OEM No.	Part No.
John Deere		John Deere		John Deere		John Deere	
RE501050	19848N	RE59595	17630N	SE501844	18954N	TY6699	3948N
RE501060	19847N	RE60384	16563N	SE501851	18422N	TY6702	6570N
RE501060	19848N	RE60641	17086N	SE501852	18475N	TY6703	3708N
RE501112	7853N	RE61516	17618N	SE501853	18568N	TY6710	6410N-PT
RE501150	19848N	RE61591	3948N	SE501858	18426N	TY6711	16641
RE501157	19655N	RE62916	6601N	SE501861	17086N	TY6713	16635N
RE501166	6410N-PT	RE63010	17086N	SE501862	19849N	TY6714	19847N
RE501294	18018N	RE63094	6360N	SE501866	18568N	TY6717	17375N
RE501298	17362N	RE65175	6278N	SE501872	18978N	TY6719	17362N
RE501298	18018N	RE65176	17618N	SE502076	12744N	TY6720	16563N
RE501298	18359N	RE68470	17362N	SE502559	19872N	TY6723	3974N
RE501298	18566N	RE69591	6360N	TY1428	7353N	TY6726	17095N
RE501634	12161N	RE69704	18018N	TY1435	4388N	TY6727	17095N
RE501680	17086N	RE69705	19848N	TY1458	6570N	TY6728	6356N
RE501689	18359N	RE70268	12353N	TY1470	3708N	TY6731	17618N
RE501693	17086N	RE70474	18455N	TY1902	3339N	TY6746	3948N
RE502156	17086N	RE70957	18018N	TY24303	6596N	TY6748	8045N
RE502196	17086N	RE70958	19848N	TY24305	6601N	TY6750	12145N
RE502811	18978N	RE70960	18455N	TY24322	12148N	TY6751	7853N
RE503226	18361N	RE70975	18018N	TY24437	17630N	TY6752	7129N
RE504244	18568N	RE71505	17362N	TY24438	17362N	TY6753	7681N
RE504245	19872N	RE72915	12080N	TY24439	18018N	TY6760	12080N
RE504807	18361N	RE729151	12080N	TY24441	18455N	TY6761	17618N
RE505670	18422N	RE72916	12353N	TY24443	19848N	TY6762	12195N
RE505745	18422N	RE729161	12353N	TY24444	18458N	TY6772	7186-3N
RE505746	18475N	RE79474	18455N	TY24485	12159N	TY6773	12162N
RE505895	12145N	RG60654	18014N	TY24486	12373N	TY6774	12148N
RE506079	18978N	SE5011402	18359N	TY24926	6278N	TY6775	7186-3N
RE506103	19872N	SE501341	12148N	TY25234	18178N	TY6776	7176N
RE506105	18568N	SE501342	12145N	TY25235	18178N	TY6778	12151N
RE506196	12130N	SE501342	12159N	TY25236	17382N	TY6779	12151N
RE506196	12161N	SE501345	7254N	TY25237	18014N	TY6780	17095N
RE506589	17362N	SE501348	12157N	TY25238	18426N	TY6781	17618N
RE506825	19849N	SE501348	12599N	TY25240	12353N	TY6786	12157N
RE507236	18469N	SE501349	12162N	TY25243	12356N	TY6791	13193N
RE507670	18422N	SE501350	7353N	TY25650	16563N	TY6792	12151N
RE508922	18954N	SE501362	12587N	TY25951	17095N	TY6794	12157N
RE509648	12445N	SE501363	13143N	TY25952	17095N	TY6795	12162N
RE51447	17362N	SE501368	8047N	TY25955	12157N	TY6796	17618N
RE51579	6513N	SE501370	12165N	TY25960	16635N	TY6797	6278N
RE515843	19849N	SE501370	7297N	TY25963	16641	TY6798	12587N
RE516157	18475N	SE501377	7129N	TY25964	19847N	TY6799	12161N
RE51694	17362N	SE501380	12195N	TY25966	17618N		
RE51792	6513N	SE501383	7186-3N	TY25968	17618N		
RE51921	12066N	SE501384	7176N	TY25971	17362N	4889440	5921N
RE519568	18475N	SE501387	12161N	TY25972	17630N		
RE519975	17362N	SE501400	6601N	TY25974	17095N		
RE519975	18359N	SE501403	18018N	TY25994	6570N	Jungheinrich	
RE520634	19851N	SE501403	18566N	TY26034	4388N	14485060	12138N
RE52120	6596N	SE501405	18455N	TY26045	12587N	50150902	17075N
RE522851	19849N	SE501406	19848N	TY2666	3708N	50185621	17075N
RE523502	6572N	SE501407	18458N	TY6600	7186-3N	50249415	12046N
RE525468	19853N	SE501408	6278N	TY6611	3948N		
RE526375	19825N	SE501409	6465N	TY6612	16641	Kalmar	
RE527400	19825N	SE501414	16635N	TY6614	6570N	4920209	16793
RE528619	19851N	SE501418	19847N	TY6615	16563N	4942421	16210-9T
RE529377	12445N	SE501420	17618N	TY6617	16635N	4942421	16210N
RE529661	19851N	SE501422	17618N	TY6620	6570N	4948522	16794N
RE533091	19853N	SE501425	17362N	TY6621	13143N	4967525	16935N
RE533516	12161N	SE501425	18359N	TY6622	3708N		
RE53695	6513N	SE501426	17630N	TY6625	7186-3N	Kassbohrer	
RE537146	12587N	SE501428	6601N	TY6647	14519N	7-431-023-000	16372N
RE537519	19872N	SE501443	3948N	TY6650	17375N		
RE539695	19872N	SE501444	6382N-PT	TY6652	13193N	Kawasaki	
RE540300	12140N	SE501445	3708N	TY6653	8045N	21001-1176	12530N
RE540304	16635N	SE501452	6382N-PT	TY6654	19847N		
RE54090	17630N	SE501454	6360N	TY6667	6410N-PT	KHD	
RE54092	17362N	SE501584	17362N	TY6669	13193N	01161384	17074N
RE540925	17362N	SE501823	12130N	TY6670	8047N	01161422	17073N
RE54416	17618N	SE501828	13193N	TY6675	17375N	01162639	16372N
RE56053	17618N	SE501831	12445N	TY6678	8047N	0116-3556	17107N
RE57960	12140N	SE501833	12599N	TY6684	12066N	01163626	17073N
RE57961	12140N	SE501835	12148N	TY6688	17362N	01163669	17074N
RE59586	6278N	SE501835	12161N	TY6691	4388N	01164668	17075N
RE59589	17618N	SE501838	12493N	TY6697	3339N	01164994	17074N
						01164995	17073N

INTERCHANGE

INTERCHANGE

OEM No.	Part No.	OEM No.	Part No.	OEM No.	Part No.	OEM No.	Part No.
Land Rover		Lester		Lester		Lester	
ADU8858	12072N-1G	12136	12136N	12425	12175N	14715	14715N
ADU8880	12088N	12138	12138N	12427	12095N	14949	14949N
ADU9052	12088N	12140	12140N	12429	12429N	15005	15005N
ADU9547	12046N	12143	12143N	12441	12587N	15027	15027N
ADU9548	12088N	12144	12088N	12445	12445N	16201	16210-9T
ADU9750	12088N	12145	12145N	12459	12459N	16203	16203N
AJU1992	12046N	12147	12147N	12460	12459N	16207	16207
ASU1693	12088N	12148	12148N	12462	12462N	16210	16210-9T
AUD8090	12046N	12151	12151N	12463	12459N	16210	16210N
AUU1036	12072N-1G	12152	12152N	12470	12470N	16217	16218
AUU1053	12072N-1G	12157	12157N	12472	12184N	16218	16218
AUU1184	12072N-1G	12158	12161N	12475	12475N	16222	16218
PRC6366	12088N	12159	12159N	12476	12476N	16223	16223N
RTC5846	12072N-1G	12161	12161N	12493	12493N	16238	16218
YLE10011	12046N	12162	12162N	12530	12530N	16372	16372N
YLE10065	12096N	12164	12164N	12531	12531N	16558	16558N
YLE10066	12046N	12165	12165N	12532	12532N	16562	16562N
YLE10067	12088N	12167	12167N	12534	12534N	16563	16563N
YLE10088	12164N	12169	12169N	12550	12738N	16578	16831N
YLE10118	12738N	12170	12170N	12564	12564N	16608	16608N-M127
YLE101560	12072N-1G	12175	12175N	12566	12566N	16608	16608N-M50
YLE101570	12088N	12179	12179N	12586	12586N	16612	16612
YLE101580	12088N	12180	12180N	12587	12587N	16614	16614N
		12182	12182N	12591	12591N	16635	16635N
		12184	12184N	12595	12161N	16641	16641
		12185	12185N	12599	12599N	16650	18144N
		12187	12187N	12602	12602N	16655	19847N
		12188	12188N	12651	12651N	16658	16658N
		12189	12189N	12660	12660R	16659	18029N
		12190	12190N	12674	12674N	16660	16660N
		12195	12195N	12688	12688N	16664	16664N
		12196	12196N	12689	12689N	16668	16664N
		12198	12198N	12714	12714N	16669	16669N
		12199	12199N	12715	12715N	16670	16670N
		12200	12200N	12725	12725N	16674	16790N
		12202	12202N	12727	12739N	16737	16737N
		12204	12204N	12735	12738N	16739	16739N
		12210	12210N	12736	12738N	16740	16740N
		12211	12210N	12737	12737N	16790	16790N
		12217	12031N	12738	12738N	16793	16793
		12223	12223N	12739	12739N	16794	16794N
		12231	12231N	12744	12744N	16795	16795N-ND
		12251	12251N-1G	12746	12746N-OE	16796	16796
		12252	12252N	12748	12748N	16798	16798
		12259	12259N	12750	12750N	16831	16831N
		12260	12260N	12770	12770N	16873	16873N
		12267	12267N	12771	12771N	16896	16896N
		12275	12275N	12775	12775N	16924	16924N
		12288	12288N	12778	12778N	16935	16935N
		12294	12294N	12780	12780N	16946	18142N
		12295	12295N	12781	12781N	16981	16981N
		12302	12302N	12782	12782N	16984	16984N
		12303	12303	12793	12599N	16990	16990N
		12308	12308N	12795	12795N	16997	17425N
		12309	12309N	12796	12796N	17008	17008N
		12311	12311N	12853	12357N	17045	17073N
		12322	12114N	12861	12861N	17071	17071N
		12323	12323N	12868	12162N	17072	17072N
		12324	12324N	12880	12880N	17072	17652N
		12329	12329N	12881	12881N	17073	17073N
		12346	12346N	13143	13143N	17074	17074N
		12350	12350N	13192	13193N	17074	17075N
		12352	12651N	13199	13193N	17075	17075N
		12353	12353N	14101	14194	17077	17077N
		12356	12356N	14105	14105N	17081	17081N
		12357	12357N	14107	14194	17086	17086N
		12360	12360N	14129	14129N	17088	17088N
		12363	12363N	14130	14130N	17089	17088N
		12365	12365N	14194	14194	17093	17093N
		12370	12370N	14213	14213N	17095	17095N
		12373	12373N	14231	14231N	17096	17096N
		12379	12379N	14237	14237	17098	18148N
		12381	12381N	14502	14129N	17099	17099N
		12388	12388N	14519	14519N	17100	17100N
		12390	12390N	14687	14687N	17101	17101N

INTERCHANGE

INTERCHANGE

OEM No.	Part No.	OEM No.	Part No.	OEM No.	Part No.	OEM No.	Part No.
	Lester		Lester		Lester		Lester
17103	17633N	17648	17648N	18263	18263N	18998	18998N
17107	17107N	17649	17649N	18277	18277N	19104	19104N
17110	17110N	17650	17650N	18280	18280N	19157	18365N
17111	18029N	17650	17652N	18281	18281N	19510	19510N
17112	17112N	17652	17652N	18284	18284N	19513	19513N
17114	17114N	17653	17653N	18285	18285N	19514	18402N
17115	18142N	18004	18004N	18287	19842N	19547	19547N
17116	18175N	18013	18013N	18289	18289N	19606	19606N
17117	17117N	18014	18014N	18292	18050N	19609	19609
17118	17118N	18018	18018N	18296	18296N	19614	19614N
17119	17119N	18024	18024N	18299	18299N	19615	19615N
17126	17093N	18026	18026N	18304	18304N	19638	19638N
17176	17176N	18027	17075N	18342	17391N	19651	16795N-ND
17184	17184N	18029	18029N	18343	18343N	19655	19655N
17198	17198N	18030	18030N	18359	18359N	19674	16664N
17199	17199N	18031	18031N	18361	18361N	19681	19681N-OE
17219	17184N	18032	18032N	18363	17362N	19697	19697N
17228	17228N	18033	18033N	18365	18365N	19709	19709N
17232	17232N	18040	18040N	18368	18369N	19719	18163N
17244	17244N	18041	18041N	18369	18369N	19730	18460N
17250	17250N	18050	18050N	18374	18374N	19731	18460N
17257	17257N	18051	18051N	18377	18377N	19736	17072N
17290	17290N	18054	18054N	18387	18387N	19744	19744N
17294	17294	18058	18058N	18395	18395N	19747	19747N
17300	17300N	18059	18059N	18398	18398N	19752	18190N
17301	17302N	18060	16794N	18402	18402N	19802	19802N
17302	17302N	18061	18061N	18405	18535N	19816	19816N
17305	17305N	18062	18059N	18422	18422N	19825	19825N
17307	17307N	18065	18065N-OE	18426	18426N	19829	19829N
17311	17311N	18067	18067N	18447	18447N	19837	19513N
17318	17318N	18080	18080N	18449	18449N	19839	19839N
17331	17331N	18084	18084N	18454	19848N	19842	19842N
17353	17353N	18090	18030N	18455	18455N	19847	19847N
17362	17362N	18091	18032N	18458	18458N	19848	19848N
17362A	17362N	18092	18030N	18460	18460N	19849	19849N
17365	17365N	18093	18033N	18461	18461N	19851	19851N
17366	16612	18095	16794N	18469	18469N	19852	19851N
17366	17366N	18096	18096N	18473	18473N	19853	19853N
17367	18175N	18097	18097N	18475	18475N	19866	18343N
17375	17375N	18100	18100N-ND	18485	18485N	19872	19872N
17376	17376N	18105	18105N	18486	18486N	19903	18280N
17378	17378N	18106	18106N	18487	18487N	19911	19911N
17379	17379N	18107	18107N	18490	18490N	19934	19934N
17380	17380N	18110	18110N	18491	18491N	19938	19938N
17381	17381N	18118	18118N	18494	18494N	19939	19939N
17382	17382N	18139	18139N	18515	16831N	19968	19968N
17387	17387N	18141	18141N	18525	18525N	20021	20021N
17388	17388N	18142	18142N	18535	18535N	20462	12072N-1G
17390	16990N	18143	18143N	18541	18541N	20619	20619N
17391	17391N	18144	18144N	18542	18542N	21122	12072N-1G
17392	17392N	18148	18148N	18556	18556N	21286	12094N
17394	16990N	18151	18151N	18557	18557N	23502	23502N
17399	17399N	18153	18153N	18560	18560N	30036	18461N
17418	17418N	18154	18154N	18566	18566N	30047	18163N
17425	17425N	18158	18158N	18567	18018N	30056	17074N
17437	17437N	18163	18163N	18568	18568N	30123	30123N
17458	17458N	18171	18171N	18919	18919N	30367	18059N
17459	17459N	18175	18175N	18930	18930N	30376	17075N
17462	17462N	18178	18178N	18936	18936N	3109	3109N
17556	17096N	18181	18181N	18940	18940N	3109	3109N-12V
17606	18148N	18188	17311N	18941	18941N	3110	3110N
17615	17615N	18190	18190N	18947	18948N	3115	3115N
17616	17616N	18197	18197N	18948	18948N	32202	17184N
17618	17618N	18198	18198N	18949	18949N	32379	18365N
17619	18175N	18204	19839N	18950	18950N	32399	32399N
17622	18198N	18219	18219N	18951	18951N	32891	32891N
17627	17618N	18230	18230N	18954	18954N	32957	32957N
17630	17630N	18232	18232N	18958	18958N	32958	32958N
17633	17633N	18236	18236N	18959	18959N	3296	3296N
17639	17639N	18238	18238N	18973	18973N	3339	3339N
17643	17643N-OE	18239	18239N	18974	17096N	3353	6410N-PT
17644	17644N	18245	18245N	18978	18978N	3365	4971N
17645	17645N	18247	18247N	18980	18980N	3367	6410N-PT
17646	17646N	18251	18251N	18981	18981N	3368	6410N-PT
17647	17647N	18261	18261N	18992	18992N	3370	3948N

INTERCHANGE

INTERCHANGE

OEM No.	Part No.	OEM No.	Part No.	OEM No.	Part No.	OEM No.	Part No.
	Lester		Lester		Lester		Lester
3374	3339N	6148	4167N	6590	6590N	7664	7681N
3512	18198N	6166	6572N	6591	6591N	7664	8027N
3702	3702N	6167	6584N	6592	6592N	7667	8027N
3708	3708N	6168	6581N	6594	6594N	7670	8027N
3710	3948N	6179	6578N	6596	6596N	7671	8027N
3720	6410N-PT	6202	3339N	6597	6597N	7673	7681N
3729	6380N-PT	6203	3745N	6598	6598N	7680	7681N
3744	3974N	6207	3948N	6600	6600N	7681	7681N
3745	3745N	6222	6360N	6601	6601N	7853	7853N
3767	3974N	6223	3948N	6614	6614N	7853-6	7853N
3774	3774N	6229	3974N	6633	6633N	7975	7975N
3785	3745N	6230	3745N	6634	6634N	7976	8027N
3833	3745N	6231	3745N	6638	6638N	8003	8003N
3872	3872N	6232	3948N	6672	4930N	8011	8027N
3876	4224N	6236	3339N	6706	6706N	8012	8027N
3902	3902N	6241	6359N-PT	6707	4943N	8013	8027N
3942	3942N	6250	6360N	6764	4930N	8026	8027N
3945	3945N	6260	3745N	6770	6356N	8027	8027N
3948	3948N	6261	6261N	6772	6371N	8030	8030N
3955	3948N	6263	6263N	6774	6356N	8034	8003N
3958	3974N	6269	6269N-PT	6779	6360N	8045	8045N
3972	6410N-PT	6278	6278N	6788	6788N	8047	8047N
3974	3974N	6292	6359N-PT	6789	6789N	8050	8050N
3978	3974N	6293	6359N-PT	6791	6792N	8056	8056N
3991	6410N-PT	6352	6356N	6792	6792N	8057	8329N
4000	6570N	6354	6359N-PT	6800	6633N	8058	8329N
4033	4033N	6356	6356N	6819	6819N	8061	7254N
4043	4033N	6358	6359N-PT	6847	6847N	8073	8073N
4046	4046N	6359	6359N-PT	6869	6573N	8075	8073N
4132	4132N	6360	6360N	6956	6956N	8076	8076N
4162	4162N	6369	6360N	6984	6984N	8079	8076N
4167	4167N	6370	6370N	7127-3SE	7127-SEN	8082	8083N
4196	6576N	6371	6371N	7127-6SE	7127-SEN	8083	8083N
4206	6706N	6374	6374N	7127-9SE	7127-SEN	8085	8085N
4224	4224N	6378	6370N	7127-SE	7127-SEN	8098	8098N
4234	4234N	6379	6380N-PT	7127-SE	7127-SEN-1	8328	8329N
4253	4253N	6380	6380N-PT	7127-SE	7127-SEN-6G	8329	8329N
4274	6576N	6382	6382N-PT	7127-SE105	7127-SEN-100A1G	8366	8367N
4276	6572N	6387	6410N-PT	7127-SE105	7127-SEN-100A6G	8367	8367N
4280	6571N	6392	6382N-PT	7129	7129N	8428	8428N
4318	4318N	6393	6380N-PT	7154-12	7186-3N	8468	8468N
4337	4337N	6397	6278N	7162	7164N	8469	8469N
4342	4342N	6410	6410N-PT	7164	7164N	8574	8083N
4388	4388N	6434	6269N-PT	7175	7175N	8618	8618N
4389	6584N	6440	6440N	7176	7176N	8619	8619N
4391	6573N	6444	6644N	7177-12	7186-3N	8625	8625N
4392	6588N	6459	6269N-PT	7178-12	7186-3N	8688	8688N
4398	4398N	6465	6465N	7178-3	7186-3N	8720	8720N
4439	4439N	6517	3339N	7185-12	7186-3N	8721	8721N
4525	4525N	6518	6518N	7185-3	7186-3N	8721	8721N-150A
4556	4556N	6519	6575N	7186-12	7186-3N	8722	8722N
4565	6572N	6544	3948N	7186-12-105	7186-12N-105A		
4569	6576N	6546	6576N	7186-3	7186-3N		
4573	4556N	6549	6513N	7197	7197N	11.130.026	17074N
4600	4930N	6550	6513N	7199-12	7186-3N	11.130.117	17075N
4628	3974N	6551	6356N	7241	7254N	11.130.123	18461N
4635	3974N	6555	6513N	7252	7252N	11.130.124	18033N
4677	6591N	6557	3948N	7254	7254N	11.130.127	17184N
4745	6572N	6558	3948N	7266	7266N	11.130.140	18029N
4746	3948N	6570	6570N	7294-SE	7294-SEN	11.130.141	17073N
4778	6576N	6571	6571N	7297	7297N	11.130.146	18031N
4882	4882N	6572	6572N	7305	7331N	11.130.151	17073N
4906	6410N-PT	6573	6573N	7331	7331N	11.130.198	17184N
4927	4930N	6574	6582N	7353	7353N	11.130.199	18029N
4930	4930N	6575	6575N	7377	7377N	11.130.203	17093N
4943	4943N	6576	6576N	7444	7444N	11.130.216	18031N
4960	6570N	6578	6578N	7467	7297N	11.130.225	18030N
4963	6576N	6581	6581N	7489	7489N	11.130.322	18029N
4971	4971N	6582	6582N	7564	8027N	11.130.364	18032N
4972	4971N	6583	6583N	7565	8027N	11.130.373	17072N
4973	4971N	6584	6584N	7642	8003N	11.130.386	17072N
4987	3948N	6586	6586N	7642	8003N-LD	11.130.403	18029N
4997	6359N-PT	6587	6587N	7657	7254N	11.130.409	17184N
5792	5792N	6588	6588N	7659	8027N	11.130.410	18029N
5921	5921N	6589	6589N	7662	7681N	11.130.419	17072N
							Letrika (Iskra)

INTERCHANGE

INTERCHANGE

OEM No.	Part No.	OEM No.	Part No.	OEM No.	Part No.	OEM No.	Part No.
Letrika (Iskra) Sales		Letrika (Iskra) Tech.		Lombardini		Lucas Industries	
IS 9323	18059N	AZJ3169	17075N	5840142	18473N	24242A	12088N
IS1320	16990N	AZJ3170	17074N	58401420	18473N	24245	12088N
Letrika (Iskra) Tech.		AZJ3177	17318N	58402240	18365N	24245A	12088N
AAG1301	14949N	AZJ3179	18026N	5840246	18473N	24246	12089N
AAG1302	14949N	AZJ3181	16563N	58402480	18473N	24246A	12089N
AAG1311	14949N	AZJ3182	16608N-M50	Lucas Industries			
AAK1109	12031N	AZJ3195	17184N				
AAK1115	12031N	AZJ3201	18024N				
AAK1330	13193N	AZJ3203	17652N				
AAK1339	12092N	AZJ3204	16664N				
AAK1341	12089N	AZJ3205	17645N				
AAK1343	12090N	AZJ3206	17653N				
AAK1344	12090N	AZJ3215	16635N				
AAK1345	12089N	AZJ3217	17232N				
AAK1362	13193N	AZJ3218	18460N				
AAK1369	12110N	AZJ3222	17073N				
AAK1383	12110N	AZJ3236	17307N				
AAK1387	12147N	AZJ3242	17228N				
AAK1398	12167N	AZJ3246	32399N				
AAK3318	12294N	AZJ3274	16563N				
AAK3328	13193N	AZJ3283	16563N				
AAK3329	13193N	AZJ3297	16635N				
AAK3332	12110N	AZJ3314	17228N				
AAK3334	12110N	AZJ3318	16669N				
AAK3336	12147N	AZJ3324	18261N				
AAK4118	12143N	AZJ3364	17077N				
AAK4307	12145N	AZJ3389	17653N				
AAK4320	12169N	AZJ3508	17075N				
AAK4568	12046N	AZJ3514	18461N				
AAK4598	12088N	AZJ3515	18033N				
AAK5165	12145N	AZJ3516	17184N				
AAK5197	12151N	AZJ3517	18029N				
AAK5326	12094N	AZJ3518	17073N				
AAK5354	12095N	AZJ3520	18031N				
AAK5355	12095N	AZJ3522	17073N				
AAN3112	12388N	AZJ3534	17184N				
AAN3126	12388N	AZJ3535	18029N				
AAN5138	12162N	AZJ3538	17093N				
AAN5155	12162N	AZJ3542	18031N				
AAN5156	12370N	AZJ3546	18030N				
AAN5502	12162N	AZJ3582	18029N				
AZE2155	18949N	AZJ3593	18032N				
AZE2617	18473N	AZJ3598	17072N				
AZE4172	18941N	AZK5181	18377N				
AZE4173	18940N	AZK5523	16372N				
AZE4535	18230N	Leyland Auto					
AZE4566	18951N	A300	14949N				
AZE4603	18475N	S111	18261N				
AZE6531	18950N	S122	18263N				
AZE6544	18954N	S136	17643N-OE				
AZF4124	18959N	S345	17318N				
AZF4129	18941N	Liebherr					
AZF4202	18941N	600-09-73	12294N				
AZF4237	30123N	610-40-73	12294N				
AZF4514	18232N	610-71-08	17074N				
AZF4515	18958N	620-06-62	17073N				
AZF4521	18422N	620-08-27	17073N				
AZF4611	18343N	6201369	12031N				
AZJ0402	17074N	7026025A	18958N				
AZJ3105	17072N	Lister Petter					
AZJ3110	18029N	20231963	18261N				
AZJ3115	17184N	20234960	18261N				
AZJ3116	18029N	20234963	18261N				
AZJ3121	17072N	204-13270	16664N				
AZJ3128	17074N	204-13273	17643N-OE				
AZJ3131	18033N	272905	18261N				
AZJ3132	17073N	291-36961	15005N				
AZJ3133	18030N	757-17980	18158N				
AZJ3137	18461N	757-21700	18158N				
AZJ3144	17072N	Lombardini					
AZJ3145	17184N	58400890	18369N				
AZJ3151	17649N						
AZJ3157	17095N						
AZJ3158	16563N						

INTERCHANGE

INTERCHANGE

OEM No.	Part No.	OEM No.	Part No.	OEM No.	Part No.	OEM No.	Part No.
Lucas Industries		Lucas Industries		Lucas Industries		Lucas Industries	
26211U	16608N-M50	26316A/D	17646N	26369D	17649N	27417A/E	17644N
26220	17639N	26316B	17646N	26371	18263N	27419	18261N
26220A	17639N	26316E/L	17646N	26371A/D	18263N	27419A	18261N
26227	17646N	26320	17072N	26371E/F	18263N	27419A/D	18261N
26227R/V	17646N	26320A/B	17072N	26375	17644N	27419D	18261N
26246	17071N	26320D	17072N	26375A/D	17644N	27420	16660N
26246A	17071N	26323	17072N	26376	17071N	27420A	16660N
26246A/L	17071N	26323A	17072N	26376A	17071N	27420A/B	16660N
26246L	17071N	26330	17646N	26376A/K	17071N	27431	18263N
26246M	17071N	26336	16984N	26376L	17071N	27431A	18263N
26264	17639N	26336A/F	16984N	26379	16608N-M50	27432	17639N
26264A	17639N	26336H/R	16984N	26379A	16608N-M50	27432A	17639N
26264F	17639N	26338A	16608N-M50	26379F	16608N-M50	27433	17645N
26264H	17639N	26338B	16608N-M50	26379H	16608N-M50	27433A	17645N
26264K	17639N	26338D	16608N-M50	26395	16608N-M50	27435	17644N
26265	17647N	26338F	16608N-M50	26395A	16608N-M50	27435A	17644N
26265J	17647N	26339	16608N-M50	26395A/B	16608N-M50	27459	17639N
26265J/M	17647N	26339A	16608N-M50	26395A/H	16608N-M50	27459A	17639N
26265M	17647N	26339A/B	16608N-M50	26395D	16608N-M50	27463	16664N
26270	17643N-OE	26339B	16608N-M50	26395D/E	16608N-M50	27465	18261N
26270A/J	17643N-OE	26339D	16608N-M50	26395E	16608N-M50	27469	17639N
26270F	17643N-OE	26339D/H	16608N-M50	26395H	16608N-M50	27470	17639N
26270H	17643N-OE	26339K	16608N-M50	26398	16669N	27473	18919N
26270J	17643N-OE	26341	17647N	26398A/F	16669N	27474	17639N
26273	17653N	26341A	17647N	26398E	16669N	27476	18261N
26274	17072N	26341A/B	17647N	26400	18263N	27478	17644N
26274A	17072N	26341D	17647N	26400A	18263N	27479	18919N
26274A/D	17072N	26341D/J	17647N	26400A/B	18263N	27480	17639N
26274D	17072N	26341E	17647N	26400B	18263N	27481	18261N
26274E	17072N	26341H	17647N	26400D	18263N	27486	17644N
26274E/F	17072N	26341J	17647N	26403	17653N	27487	18919N
26274H	17072N	26343	17071N	26404	16670N	27488	17639N
26274H/N	17072N	26343A	17071N	26404A	16670N	27489	18261N
26278	16664N	26343A/B	17071N	26404A/D	16670N	27500	16608N-M50
26278A	16664N	26343B	17071N	26408	17652N	27500A	16608N-M50
26278A/F	16664N	26343D	17071N	26410	17072N	27500A/J	16608N-M50
26278H	16664N	26343D/K	17071N	26410A	17072N	27500J	16608N-M50
26278U	16664N	26343K	17071N	26410A/B	17072N	27502	17649N
26281	18919N	26344	17653N	26410B	17072N	27502B	17649N
26282	17644N	26345	17072N	26411	17653N	27502E	17649N
26282A	17644N	26345A/B	17072N	26412	17639N	27503	17652N
26282A/D	17644N	26345D/J	17072N	26412A	17639N	27508	16984N
26283	17644N	26351	17071N	26413	17645N	27508A/B	16984N
26286	18261N	26351A	17071N	26413A	17645N	27508A/D	16984N
26286A/E	18261N	26351A/B	17071N	26414	17072N	27508B	16984N
26288	16660N	26351B	17071N	26414A/E	17072N	27513	17071N
26288A/E	16660N	26351D	17071N	26414E	17072N	27515	17072N
26288F/J	16660N	26351D/H	17071N	26422	17644N	27515A	17072N
26288H	16660N	26351H	17071N	26422A	17644N	27515A/E	17072N
26288J	16660N	26352	17646N	26428	16984N	27515E	17072N
26290	17093N	26352A	17646N	26428A	16984N	27518	17649N
26291A	16608N-M50	26352A/B	17646N	26429	17648N	27518A/B	17649N
26291D	16608N-M50	26352B	17646N	26429A	17648N	27518A/E	17649N
26294	17649N	26352D/K	17646N	26429B	17648N	27518B	17649N
26294A	17649N	26357	17649N	26431	17647N	27518E	17649N
26294A/B	17649N	26357A	17649N	26431A	17647N	27518F	17649N
26294D	17649N	26357B	17649N	26433	16984N	27518H	17649N
26294D/E	17649N	26357B/E	17649N	26435	17644N	27518J	17649N
26294E	17649N	26357D	17649N	26435A	17644N	27519	17652N
26294F/N	17649N	26357H	17649N	26925060	16608N-M50	27520	17649N
26294N	17649N	26358	17652N	26925193A	17072N	27522	17653N
26295	17650N	26358A	17652N	26925193D	17072N	27524	17649N
26295A	17650N	26358B	17652N	27401	18461N	27526	17071N
26295A/B	17650N	26358D	17652N	27401A/B	18461N	27526A	17071N
26295B	17650N	26363	17648N	27409	17639N	27526B	17071N
26295D	17650N	26363A	17648N	27409A/B	17639N	27526C	17071N
26295D/E	17650N	26363A/J	17648N	27410	17643N-OE	27526D	17071N
26295E	17650N	26363B	17648N	27410A	17643N-OE	27528	16608N-M50
26295F/M	17650N	26363E	17648N	27411	17645N	27528A	16608N-M50
26304	17071N	26363J	17648N	27411A/B	17645N	27533	16669N
26304A	17071N	26365	17653N	27413	16664N	27533A	16669N
26304A/B	17071N	26366	17072N	27413A/D	16664N	27533A/E	16669N
26304B	17071N	26366A/F	17072N	27415	18919N	27533B	16669N
26304D	17071N	26369	17649N	27417	17644N	27533D	16669N
26316	17646N	26369A/H	17649N	27417A/B	17644N	27533F	16669N

INTERCHANGE

OEM No.	Part No.	OEM No.	Part No.	OEM No.	Part No.	OEM No.	Part No.
		New Holland		Nikko		Nissan, Infiniti	
3.0571E+11	12031N	F0NN11000BA	18024N	0-23000-7001	19938N	23100-U0112	14213N
6.0571E+11	12031N	F1NN10B376AA	12089N	0-23000-7002	19938N	23100-U0114	14213N
6.0571E+11	14949N	P358	12094N	0-23000-7911	18105N	23100-WJ116	20619N
6.0572E+11	18460N	SBA18504-6150	14105N	0-33000-5280	12260N	23300-00H00	16794N
605720100071	18460N	SBA18504-6220	12189N	0-33000-5860	12251N-1G	23300-00H10	16794N
605720100098	18460N	SBA18504-6320	12077N	0-33000-6000	12267N	23300-00H11	16794N
605720100105	18460N	SBA18508-6050	17331N	0-33000-6550	12360N	23300-05H11	16794N
		SBA18508-6051	17331N	0-33000-6551	12360N	23300-05H12	16794N
		SBA18508-6052	17331N	0-33000-6552	12360N	23300-06J01	18058N
		SBA18508-6110	17305N	0-33000-6580	12252N	23300-06J02	18058N
		SBA18508-6111	17305N	0-35000-0390	12259N	23300-06J04	18058N
		SBA18508-6320	17305N	0-35000-0391	12259N	23300-09600	16207
		SBA18508-6321	17300N	0-35000-0392	12259N	23300-09601	16207
		SBA18508-6340	16612	0-35000-8210	12674N	23300-10G02	18061N
		SBA18508-6340	17366N	0-39000-0050	12688N	23300-15800	16210-9T
		SBA18508-6410	17244N			23300-15805	16210-9T
		SBA18508-6520	18139N			23300-15811	16210-9T
		SBA18508-6530	18139N			23300-15811	16210N
		SBA18508-6550	18395N			23300-15815	16210-9T
		SBA18508-6551	18395N			23300-15815	16210N
		SBA18508-6670	16612			23300-17C60	17425N
		SBA18508-6670	17366N			23300-18C60	17425N
		VA30L6610500	19609			23300-20H00	16935N
		VAME017614	12602N			23300-20H12	16935N
		VI1812005303	12744N			23300-20P10	16794N
		VV12913677011	19709N			23300-21000	16203N
		VV12924277010	18219N			23300-21004	16203N
		VV12942377200	12356N			23300-21005	16203N
						23300-21006	16203N
						23300-21007	16203N
						23300-21008	16203N
						23300-21009	16203N
						23300-21010	16203N
						23300-21015	16203N
						23300-21016	16203N
						23300-21017	16203N
						23300-22P70	16794N
						23300-22P71	16794N
						23300-34T00	18058N
						23300-36900	16210-9T
						23300-36901	16210-9T
						23300-42L13	16794N
						23300-47601	16207
						23300-48300	16207
						23300-48301	16207
						23300-52H00	18054N
						23300-60S10	16794N
						23300-78505	16203N
						23300-80G10	17425N
						23300-83W00	18061N
						23300-86G10	17425N
						23300-86G11	17425N
						23300-90060	18059N
						23300-96504	32891N
						23300-B0700	16207
						23300-C0600	18110N
						23300-C6800	18059N
						23300-C6801	18059N
						23300-F4U010	18973N
						23300-FU410	18973N
						23300-GS20A	18973N
						23300-K8405	18054N
						23300-K9160	17437N
						23300-L1110	16794N
						23300-L1111	16794N
						23300-L2910	16794N
						23300-L2911	16794N
						23300-L2912	16794N
						23300-L6000	18059N
						23300-L6600	18059N
						23300-LA4MA	30123N
						23300-P0614	16794N
						23300-P5112	16210-9T
						23300-P5112	16210N
						23300-P5112	16794N

INTERCHANGE

INTERCHANGE

OEM No.	Part No.	OEM No.	Part No.	OEM No.	Part No.	OEM No.	Part No.
Valtra		White		Yale		Zastava	
50273	12088N	3034804291	6573N	9010988-90	18171N	1626179	18031N
Versatile		30-3496260-2	7853N	9010988-91	18171N	46612582	18461N
104668	16990N	40-2500442	16981N	9019488-01	12138N	4744841	18031N
89332	16990N	V1114238	4930N	9022333-00	16796		
V102746	4930N	V1114241	3974N	9069916-00	16798		
V61094	4930N	V1114243	3745N	9069916-01	16798		
V90562	6356N	V1114249	6356N	9112166-00	19510N		
V90563	6356N	V1114251	6370N	9129786-00	16924N		
Vetus Marine		V1114265	7254N	9181396-00	18096N		
STM1243	12231N	V1114266	7252N	YT580044885	6984N		
		V1114938	4930N				
		V1115303	6370N				
VM Motori		Wisconsin Motors		Yamaha			
38522314F	20021N	214 70502 00	18304N	10140010	12175N		
8520046A	20021N	224 70502 00	18304N	Yanmar			
		YB69	8056N	114351-77010	18494N		
Volvo		Yale		114351-77011	18494N		
11127679	19547N	1453060	18560N	119129-77200	12324N		
11170134	12599N	1500023-00	16796	119131-77010	18280N		
11170321	12599N	1500023-01	16793	119209-77010	18013N		
1556967	19547N	1500023-02	16798	119285-77010	17099N		
20402404	12388N	1500023-03	16796	119385-77010	17375N		
20409228	12599N	1500023-04	16793	119515-77010	19615N		
20430564	19547N	1500023-05	16924N	119620-77011	17382N		
20466315	12599N	150012751	16795N-ND	119620-77201	12188N		
20849349	12599N	150012751	16924N	119620-77202	12188N		
20849350	12599N	150012752	16795N-ND	119626-77010	18426N		
3803639	12599N	150012752	16795N-ND	119626-77011	18426N		
3945661	3974N	150012752	16924N	119717-77010	19615N		
467919	18930N	1500145-01	14194	119836-77200	12112N		
6209190	17073N	1500145-04	12138N	119836-77200-2	12112N		
6209191	12031N	1500160-00	14194	119836-77200-3	12112N		
6886461	18930N	1500225-14	18171N	119836-77201	12112N		
85000626	12599N	1500242-13	16795N-ND	121120-77011	17099N		
872021	12110N	150123451	18171N	121120-77012	18013N		
872022	12110N	150123452	18171N	121254-77010	19839N		
9002904386	18230N	19960488	18949N	121254-77011	19839N		
VOE9002290653	12302N	19960489	18949N	121254-77012	18013N		
VOE9002901237	18365N	2200023-97	4234N	121254-77019	19839N		
Volvo-Penta		2200023-97	4234N	121256-77010	18051N		
3660566-3	6792N	2200058-38	6571N	121400-77200	14231N		
3857747	6792N	2200071-41	4556N	121400-77201	14231N		
3860566	6792N	2200071-42	17118N	123900-77010	19697N		
3860566-3	6792N	2200071-43	4525N	124080-77201	12288N		
3862308	6788N	2200071-46	4224N	124520-77010	17375N		
3885317	6792N	2200071-47	17100N	124520-77011	17375N		
5001677	12110N	2200071-48	17119N	126486-77010	18490N		
841377	6440N	2200072-43	14129N	126486-77011	18490N		
872021	12110N	2200072-52	4234N	128270-77200	12109N		
872757	12110N	2200072-53	6581N	129130-77010	18051N		
Westerbeke		2200073-43	4046N	129136-77010	18051N		
33486	6440N	2200073-44	6584N	129136-77011	19709N		
38384	6572N	2200073-49	4337N	129242-77010	18219N		
Western Star		2200073-59	4234N	129400-77010	18051N		
820013408	4930N	2200073-90	14213N	129400-77011	18051N		
820013409	4930N	2200073-91	14213N	129400-77012	18051N		
820013422	6356N	2200074-00	12116N	129407-77010	18014N		
820013427	6356N	2200521-04	4342N	129423-77200	12356N		
820013433	6370N	2200709-79	16795N-ND	129429-77010	18178N		
White		2690027-70	12138N	129429-77011	18178N		
101-419AS	6576N	50027532	18949N	129457-77200	12356N		
10A18920	3339N	5059605-60	12138N	129486-77011	18490N		
1227413	6410N-PT	5059765-79	12138N	129612-77230	12112N		
158-776AS	6410N-PT	5800009-90	12138N	129685-77011	19638N		
20-70000400	3339N	5800022-10	6789N	129698-77010	18219N		
20-7000386	6576N	5800197-25	6789N	129900-77010	18491N		
20-7000400	3339N	580044885	6984N	129930-77211	12112N		
30-3066940	3339N	8000456-00	12138N	171022-77010	17117N		
30-3110486	3339N	9005408-49	16795N-ND	171022-77011	17117N		
30-3123383	6576N	9005408-56	16793	171058-77010	19839N		
30-3212645	3339N	9005408-57	16795N-ND	171353-77010	17387N		
		9005928-24	16796	414351-77011	18494N		
		9005958-01	16796	YM129429-77010	18178N		
		9005958-24	16796				
		9006128-17	14194				

INTERCHANGE

BUYERS GUIDE - ALTERNATORS AND GENERATORS

YEAR MAKE / MODEL

YEAR MAKE / MODEL

10930N

New Alternator - Kokusan Denki, IR / IF, 12 V, 20



- All Tropical Diesel Generators TDG 10R
- All Tropical Diesel Generators TDG 12.5R
- All Tropical Diesel Generators TDG 14R
- All Tropical Diesel Generators TDG 6R
- All Tropical Diesel Generators TDG 8.2R

10938N

New Alternator - Kubota, ER, 12 V



- 2009-08 Kubota B2320DT
- 2009-08 Kubota B2320DTN
- 2009-08 Kubota B2320DWO
- 2009-08 Kubota B2320HSD
- 2009-08 Kubota B2620HSD
- 2009-08 Kubota B2920HSD

12001N


New Alternator - Denso, IR/EF, 12 V, 40A, CW



- 1989-79 Caterpillar 910
- 1979-75 Caterpillar 931
- 1990-85 Caterpillar 931 Trax Cavator
- 1988-79 Caterpillar 931B
- 1988-87 Caterpillar 935B
- 1993-85 Caterpillar 951 Trax Cavator
- 1979 Caterpillar D3
- 1987-79 Caterpillar D3B
- 1989-87 Caterpillar D4B
- 1993-87 Caterpillar D4C
- 1993-91 Caterpillar D5C

12031N


New Alternator - Bosch, IR/EF, 24 V, 27A, CW



- 1991-88 ABG (Allg Baumasch Gesellsch) Jumbo 140
- 1987-80 ABG (Allg Baumasch Gesellsch) Jumbo 140
- 1991-72 ABG (Allg Baumasch Gesellsch) Titan 360
- 1987-80 ABG (Allg Baumasch Gesellsch) Titan 360
- 1991-88 ABG (Allg Baumasch Gesellsch) TITAN_350S
- 1987-80 ABG (Allg Baumasch Gesellsch) TITAN_350S
- 1988-80 Atlas 2002
- 1988-80 Atlas 2502
- 1988-80 Atlas 2502B
- 1986-80 Atlas Copco PR425
- 1986-80 Atlas Copco PR700
- 1991-87 Case 170C
- 1986-75 Fuchs 118M
- 1988-81 Liebherr R961
- 1987-81 Liebherr R971
- 1988-81 Liebherr R981
- 1985-76 Poclair 115CL
- 1985-75 Poclair 115P
- 1986-77 Poclair 160CK
- 1986-76 Poclair 160CL
- 1987-76 Poclair 60CL
- 1987-76 Poclair 60P
- 1987-75 Poclair 75CL
- 1987-76 Poclair 75P
- 1987-76 Poclair 90CK
- 1987-75 Poclair 90CL
- 1987-76 Poclair 90P

12038N

New Alternator - Lucas, IR/EF, 12 V, 34A, CW



- 1981-70 Massey Ferguson MF-20B
- 1986-83 Massey Ferguson MF-20E
- 1999-83 Massey Ferguson MF-240
- 2000-99 Massey Ferguson MF-243
- 1986-83 Massey Ferguson MF-250
- 1999-88 Massey Ferguson MF-253
- 1987-82 Massey Ferguson MF-254
- 1993- Massey Ferguson MF-263T
- 1986-83 Massey Ferguson MF-270
- 1986-83 Massey Ferguson MF-290
- 1986-83 Massey Ferguson MF-670
- 1986-83 Massey Ferguson MF-690
- 1986-83 Massey Ferguson MF-698
- 1986-83 Massey Ferguson MF-698T

BUYERS GUIDE - ALTERNATORS AND GENERATORS

YEAR MAKE / MODEL

YEAR MAKE / MODEL

12046N

New Alternator - Lucas, IR/EF, 12 V, 55A, CW



1991-85 J.C. Bamford 1400 / 1400B
 1991-85 J.C. Bamford 1500 / 1500B
 1991-85 J.C. Bamford 1700 / 1700B
 1992-90 J.C. Bamford 2CX
 1991-85 J.C. Bamford 3CX Sitemaster
 1994-90 J.C. Bamford 406
 1994-85 J.C. Bamford 410
 1993-85 J.C. Bamford 412
 1993-85 J.C. Bamford 415
 1985-80 J.C. Bamford 4CN
 1989-82 J.C. Bamford 520
 1989-82 J.C. Bamford 525B
 1991-87 J.C. Bamford 530
 1991-87 J.C. Bamford 530B
 1994-87 J.C. Bamford 540
 1997-87 J.C. Bamford 540B
 1988-85 J.C. Bamford 811
 1990-85 J.C. Bamford 812
 1990-85 J.C. Bamford 814
 1988-85 J.C. Bamford 817
 1990-85 J.C. Bamford 818
 1990-85 J.C. Bamford 820
 1989-86 Massey Ferguson MF 154
 1989-86 Massey Ferguson MF-184
 1993- Massey Ferguson MF-194
 1993- Massey Ferguson MF-194-4
 1997 Massey Ferguson MF-240
 1990 Massey Ferguson MF-240
 1985 Massey Ferguson MF-240
 2000-99 Massey Ferguson MF-243
 1982-77 Massey Ferguson MF-245
 1986-83 Massey Ferguson MF-250
 1999-88 Massey Ferguson MF-253
 1987-82 Massey Ferguson MF-254
 1982-77 Massey Ferguson MF-255
 1993- Massey Ferguson MF-260
 1993- Massey Ferguson MF-263T
 1987- Massey Ferguson MF-300
 1987- Massey Ferguson MF-350
 1987- Massey Ferguson MF-353
 1987- Massey Ferguson MF-353S
 1987- Massey Ferguson MF-354F
 1987- Massey Ferguson MF-354S
 1987- Massey Ferguson MF-354V
 1990-87 Massey Ferguson MF-355
 1991-86 Massey Ferguson MF-360
 1993-89 Massey Ferguson MF-364
 1996-90 Massey Ferguson MF-365
 1996-90 Massey Ferguson MF-373
 1999-89 Massey Ferguson MF-374
 1997-87 Massey Ferguson MF-375
 1996-87 Massey Ferguson MF-377
 1989-86 Massey Ferguson MF-383
 1992-89 Massey Ferguson MF-384
 1992-87 Massey Ferguson MF-387
 1997-94 Massey Ferguson MF-390

12046N - continued

1992-90 Massey Ferguson MF-390
 1998-96 Massey Ferguson MF-390T
 1991-90 Massey Ferguson MF-390T
 1994-92 Massey Ferguson MF-393
 1993-89 Massey Ferguson MF-394
 1998-97 Massey Ferguson MF-396
 1993-92 Massey Ferguson MF-396
 1996-89 Massey Ferguson MF-397
 1996-89 Massey Ferguson MF-397T
 1997-87 Massey Ferguson MF-398
 1998-87 Massey Ferguson MF-399
 2000-97 Massey Ferguson MF-4225
 2000-97 Massey Ferguson MF-4233
 2000-98 Massey Ferguson MF-4235
 2000-98 Massey Ferguson MF-4243
 1999-98 Massey Ferguson MF-4245
 1999-97 Massey Ferguson MF-4253
 2000-97 Massey Ferguson MF-4255
 2000-99 Massey Ferguson MF-4260
 2000-99 Massey Ferguson MF-4263
 2000-99 Massey Ferguson MF-4270
 1986-84 Massey Ferguson MF-699
 2006-92 Perkins Various Models
 1979- Perkins Various Models

12060N

New Alternator - Denso, IR/EF, 24 V, 50



1995-85 Caterpillar 120G
 1995-85 Caterpillar 12G
 1995-85 Caterpillar 130G
 1995-85 Caterpillar 140G
 2000-94 Caterpillar 140H
 1995-85 Caterpillar 14G
 1995-85 Caterpillar 16G
 1992-85 Caterpillar 215B
 1992-87 Caterpillar 215C
 1992-87 Caterpillar 219
 1992-87 Caterpillar 219D
 1986-85 Caterpillar 225
 1992-86 Caterpillar 225B
 1992-86 Caterpillar 225D
 1992-86 Caterpillar 227
 1992-86 Caterpillar 229A
 1992-86 Caterpillar 229D
 1986-85 Caterpillar 235
 1992-86 Caterpillar 235B
 1992-88 Caterpillar 235C
 1992-88 Caterpillar 235D
 1988-85 Caterpillar 245
 1992-89 Caterpillar 245B
 1992-89 Caterpillar 245D
 1989-87 Caterpillar 508
 1995-85 Caterpillar 518
 1995-85 Caterpillar 528
 1998-92 Caterpillar 530B
 1992-85 Caterpillar 561D
 1989-85 Caterpillar 583K
 1992-85 Caterpillar 589
 1992-85 Caterpillar 591

BUYERS GUIDE - ALTERNATORS AND GENERATORS

YEAR MAKE / MODEL

12060N - continued
 1993-85 Caterpillar 613C
 1987-85 Caterpillar 615
 1993-85 Caterpillar 615C
 1986-85 Caterpillar 621B
 1993-86 Caterpillar 621E
 2000-93 Caterpillar 621F
 1986-85 Caterpillar 623B
 1993-86 Caterpillar 623E
 1999-94 Caterpillar 623F
 1986-85 Caterpillar 627B
 1993-86 Caterpillar 627E
 1999-94 Caterpillar 627F
 1998-85 Caterpillar 631E
 1993-85 Caterpillar 633E
 1999-85 Caterpillar 637E
 2000-94 Caterpillar 651E
 2000-85 Caterpillar 657E
 1996-85 Caterpillar 768C
 1996-85 Caterpillar 769C
 1999-95 Caterpillar 769D
 1997-92 Caterpillar 771C
 2000-97 Caterpillar 771D
 1996-85 Caterpillar 772B
 1996-85 Caterpillar 773B
 2000-97 Caterpillar 773D
 1992-84 Caterpillar 776B
 1997-92 Caterpillar 776C
 2000-97 Caterpillar 776D
 1992-84 Caterpillar 777B
 2000-92 Caterpillar 777C
 2000-97 Caterpillar 777D
 1993-86 Caterpillar 784
 1996-94 Caterpillar 784B
 1993-86 Caterpillar 785
 2000-94 Caterpillar 785B
 1993-86 Caterpillar 789
 1998-94 Caterpillar 789B
 1995-85 Caterpillar 814B
 2003-96 Caterpillar 814F
 1996-85 Caterpillar 815B
 1996-95 Caterpillar 815F
 1996-85 Caterpillar 816B
 1996-95 Caterpillar 816F
 1996-85 Caterpillar 824C
 1996-79 Caterpillar 825C
 1996-95 Caterpillar 825G
 1996-79 Caterpillar 826C
 1996-95 Caterpillar 826G
 1996-93 Caterpillar 836
 1989-85 Caterpillar 910
 1992-86 Caterpillar 916
 1987-85 Caterpillar 926
 1993-87 Caterpillar 926E
 1987-85 Caterpillar 936
 1992-87 Caterpillar 936E
 1996-92 Caterpillar 936F
 1992-85 Caterpillar 943
 1991-87 Caterpillar 950E
 1996-91 Caterpillar 950F
 1992-85 Caterpillar 953
 1995-85 Caterpillar 963
 1996-95 Caterpillar 963B
 1987-85 Caterpillar 966D
 1990-87 Caterpillar 966E
 1996-90 Caterpillar 966F
 1995-85 Caterpillar 973
 1992-85 Caterpillar 980C
 1996-91 Caterpillar 980F

YEAR MAKE / MODEL

12060N - continued
 1993-85 Caterpillar 988B
 2000-94 Caterpillar 988F
 1993-85 Caterpillar 992C
 1996-93 Caterpillar 992D
 1993-86 Caterpillar D10N
 1993-86 Caterpillar D11N
 1996-85 Caterpillar D4H
 1996-85 Caterpillar D5H
 1997-85 Caterpillar D6D
 1995-85 Caterpillar D6H
 1993-85 Caterpillar D7G
 1995-85 Caterpillar D7H
 1992-85 Caterpillar D8L
 1996-86 Caterpillar D8N
 1995-86 Caterpillar D9N
 1992-86 Caterpillar IT18B
 1997-94 Caterpillar IT24B
 1993-86 Caterpillar IT28B

12066N

New Alternator - Denso, IR/IF, 12 V, 120A, CW



1992-89 John Deere 4055
 1992-89 John Deere 4255
 1992-89 John Deere 4455
 1992-89 John Deere 4555
 1994-92 John Deere 4560
 1992-89 John Deere 4755
 1994-92 John Deere 4760
 1992-89 John Deere 4955
 1994-92 John Deere 4960
 1992-89 John Deere 4975
 1992-88 John Deere 8560
 1993- John Deere 8570
 1992-88 John Deere 8760
 1993- John Deere 8770
 1993- John Deere 8870
 1993-88 John Deere 8960
 1993- John Deere 8970


12072N-1G

New Alternator - Lucas, IR/EF, 12 V, 65A, CW



1999-98 Case C100
 1998- Case C50
 1998- Case C60
 1999-98 Case C70
 1999-98 Case C80
 1999-98 Case C90

BUYERS GUIDE - ALTERNATORS AND GENERATORS


YEAR	MAKE / MODEL	YEAR	MAKE / MODEL
12072N-1G - continued		12077N - continued	
1999-98	Case CX100	2002-93	New Holland 3415
1998-	Case CX50	2009-08	New Holland Boomer 2030
1998-	Case CX60	2009-08	New Holland Boomer 2035
1999-98	Case CX70	2009-08	New Holland Boomer 3040
1999-98	Case CX80	2009-08	New Holland Boomer 3045
1999-98	Case CX90	2009-08	New Holland Boomer 3050
2005-99	Fermec 640B	2008-	New Holland G6030
2005-99	Fermec 650B	2008-	New Holland G6035
2005-99	Fermec 660B	2006-	New Holland L140
2007-02	Mantiou MLT523	2006-	New Holland L150
1993-	Massey Ferguson 50E / 50H	2006-	New Holland L160
1989-86	Massey Ferguson MF-184	2006-	New Holland L170
1996-85	Massey Ferguson MF-273	1999-94	New Holland L465
1986-82	Massey Ferguson MF-274	1999-94	New Holland L565
1999-85	Massey Ferguson MF-283	2000-	New Holland LS140
1997-85	Massey Ferguson MF-284	2000-	New Holland LS150
1986-82	Massey Ferguson MF-294	2000-	New Holland LS160
2006-92	Perkins Various Models	2000-	New Holland LS170
1979-	Perkins Various Models	1999-94	New Holland LX465
12077N		1999-94	New Holland LX485
New Alternator - Mitsubishi, IR/IF, 12 V, 40A, CW		1999-94	New Holland LX565
		1999-94	New Holland LX665
2004-	Case D35	2000-	New Holland MC28
2004-	Case D40	2000-	New Holland MC35
2004-	Case D45	2008-	New Holland T1510
2004-	Case DX29	2007-	New Holland T1520
2006-	Case DX31	2008-	New Holland T2210
2004-	Case DX33	2008-	New Holland T2220
2006-	Case DX34	2008-07	New Holland T2310
2004-	Case DX35	2008-07	New Holland T2320
2004-	Case DX40	2008-07	New Holland T2330
2004-	Case DX45	2005-98	New Holland TC25
2008-	Case Farmall 31	2005-98	New Holland TC25D
2008-	Case Farmall 35	1999-	New Holland TC29
1998-87	Ford 1320	1999-	New Holland TC29D
1997-87	Ford 1520	2003-	New Holland TC29DA
1998-96	Ford 1530	2001-	New Holland TC30
1997-91	Ford 1620	2008-06	New Holland TC31DA
1998-96	Ford 1630	1999-	New Holland TC33
1997-93	Ford 1715	1999-	New Holland TC33D
2002-87	Ford 1720	2003-	New Holland TC33DA
1998-96	Ford 1725	2008-04	New Holland TC34DA
2002-87	Ford 1920	2000-	New Holland TC35
1998-96	Ford 1925	2003-	New Holland TC35A
2002-87	Ford 2120	2003-	New Holland TC35DA
2002-93	Ford 3415	2000-	New Holland TC40
1998-87	New Holland 1320	2003-	New Holland TC40A
1997-87	New Holland 1520	2000-	New Holland TC40D
1998-96	New Holland 1530	2003-	New Holland TC40DA
1997-91	New Holland 1620	2000-	New Holland TC45
1998-96	New Holland 1630	2003-	New Holland TC45A
1997-93	New Holland 1715	2000-	New Holland TC45D
2002-87	New Holland 1720	2003-	New Holland TC45DA
1998-96	New Holland 1725	2007-	New Holland TT45A
2002-87	New Holland 1920	2007-	New Holland TT50A
1998-96	New Holland 1925		
2002-87	New Holland 2120		

BUYERS GUIDE - ALTERNATORS AND GENERATORS

YEAR MAKE / MODEL

12080N

New Alternator - Denso, IR/IF, 12 V, 40A, CW



All	John Deere 5103
All	John Deere 5103 India Tractor
All	John Deere 5103S India Tractor
All	John Deere 5105
1998-92	John Deere 5200
All	John Deere 5203
All	John Deere 5203 India Tractor
All	John Deere 5205
2000-98	John Deere 5210
All	John Deere 5215
All	John Deere 5215F&V
2004-01	John Deere 5220
1998-92	John Deere 5300
1992-	John Deere 5300N
All	John Deere 5303
All	John Deere 5303 India Tractor
2000-98	John Deere 5310
All	John Deere 5310 India Tractor
All	John Deere 5310N
All	John Deere 5315
All	John Deere 5315F&V
2004-01	John Deere 5320
All	John Deere 5320N
1998-92	John Deere 5400
1992-	John Deere 5400N
1998-96	John Deere 5500
1995-	John Deere 5500N
All	John Deere Gator CS Compact Series
All	John Deere Gator CX Compact Series

12088N

New Alternator - Lucas, IR/EF, 12 V, 70A, CW





2000-98	Agco Allis 8745
2000-98	Agco Allis 8765
1984-83	Case 1294
1988-83	Case 1394
1983-80	Case 1490
1988-83	Case 1494
1988-83	Case 1594
1983-80	Case 1690
1997-94	Case 3220
1997-94	Case 3230
1987-81	Case 380B
1980-73	Case 380CK
1990-85	Case 385
1993-91	Case 395

YEAR MAKE / MODEL

12088N - continued

1997-94	Case 4210
1997-94	Case 4230
1997-94	Case 4240
1990-85	Case 485
1994-91	Case 495
All	Case 580G Construction King
1990-85	Case 585
1994-91	Case 595
1990-85	Case 685
1994-91	Case 695
1990-85	Case 885
1994-91	Case 895
1994-91	Case 995
1991-85	J.C. Bamford 1400 / 1400B
1991-85	J.C. Bamford 1500 / 1500B
1993-87	J.C. Bamford 1600B
1991-85	J.C. Bamford 1700 / 1700B
1995-90	J.C. Bamford 210 Series
1994-90	J.C. Bamford 210S Tool Carrier
1994-90	J.C. Bamford 210SL Tool Carrier
1997-86	J.C. Bamford 214 Series
1997-86	J.C. Bamford 215 Series
1997-86	J.C. Bamford 217 Series
1985-80	J.C. Bamford 3C1400
1985-80	J.C. Bamford 3C1550
1991-85	J.C. Bamford 3CX Sitemaster
1985-80	J.C. Bamford 3D1700
1996-93	J.C. Bamford 407
1994-90	J.C. Bamford 408
1996-93	J.C. Bamford 409
1994-85	J.C. Bamford 410
1996-94	J.C. Bamford 411
1996-94	J.C. Bamford 412
1996-94	J.C. Bamford 415
1996-94	J.C. Bamford 416
1996-95	J.C. Bamford 416 Tool Carrier
1985-80	J.C. Bamford 4CN
1995-89	J.C. Bamford 505
1995-89	J.C. Bamford 506
1995-89	J.C. Bamford 508
1995-89	J.C. Bamford 510
1995-90	J.C. Bamford 515
1989-82	J.C. Bamford 520
1989-82	J.C. Bamford 525B
1991-87	J.C. Bamford 530
1991-87	J.C. Bamford 530B
1994-87	J.C. Bamford 540
1997-95	J.C. Bamford 540B
1994-87	J.C. Bamford 540B
1988-85	J.C. Bamford 811
1990-85	J.C. Bamford 812
1990-85	J.C. Bamford 814
1988-85	J.C. Bamford 817
1990-85	J.C. Bamford 818
1990-85	J.C. Bamford 820
1998-89	J.C. Bamford 926
1998-86	J.C. Bamford 930
1998-92	J.C. Bamford 940
1988-86	Lister-Petter HL3 Series
1988-86	Lister-Petter HL4 Series
1988-86	Lister-Petter HL6 Series
1988-86	Lister-Petter HR2 / HR3 Series
1988-86	Lister-Petter HR4 / HR6 Series
2007-02	Mantiou MT1030S
1999-83	Massey Ferguson MF-240
1992-86	Massey Ferguson MF-360
1992-90	Massey Ferguson MF-362
1996-90	Massey Ferguson MF-365

BUYERS GUIDE - ALTERNATORS AND GENERATORS

YEAR	MAKE / MODEL	YEAR	MAKE / MODEL
12088N - continued		12089N - continued	
1992-86	Massey Ferguson MF-368	1990-83	New Holland 2910
1998-86	Massey Ferguson MF-375	1981-75	New Holland 333
1998-86	Massey Ferguson MF-383	1983-82	New Holland 334
1998-87	Massey Ferguson MF-390	1984-75	New Holland 335
1998-89	Massey Ferguson MF-390T	1981-75	New Holland 3600
1998-95	Massey Ferguson MF-393	1983-81	New Holland 3610
1996-94	Massey Ferguson MF-396	1981-75	New Holland 3900
1997-87	Massey Ferguson MF-398	1990-83	New Holland 3910
1991-88	Massey Ferguson MF-399	1981-75	New Holland 4100
2000-97	Massey Ferguson MF-4225	1990-81	New Holland 4110
1998	Massey Ferguson MF-4233	1978-75	New Holland 420
1997	Massey Ferguson MF-4235	1988-87	New Holland 455
1999-97	Massey Ferguson MF-4243	1981-75	New Holland 4600
2000	Massey Ferguson MF-4245	1990-81	New Holland 4610
1997	Massey Ferguson MF-4245	1978-75	New Holland 515
2000	Massey Ferguson MF-4253	1983-81	New Holland 530A
1998	Massey Ferguson MF-4255	1981-75	New Holland 531
1998-97	Massey Ferguson MF-4260	1978-75	New Holland 532
1998-97	Massey Ferguson MF-4263	1978-75	New Holland 535
1998-97	Massey Ferguson MF-4270	1993-87	New Holland 6610
1999-94	New Holland L865	1993-84	New Holland L781
2000-	New Holland LS180	1995-88	New Holland L783
1999-94	New Holland LX865	1994-84	New Holland L785
1999-94	New Holland LX885		
2006-92	Perkins Various Models	12090N	
1979-	Perkins Various Models	New Alternator - Lucas, IR/EF, 12 V, 55A, CW	
12089N			
New Alternator - Lucas, IR/EF, 12 V, 45A, CW			
			
1981-75	Ford 231	1994-91	Ford 250C
1977-75	Ford 233	1994-91	Ford 260C
1981-75	Ford 2600	1993-90	Ford 3230
1983-81	Ford 2610	1998-90	Ford 3430
1990-84	Ford 2810	1992-91	Ford 345C
1990-83	Ford 2910	1998-92	Ford 345D
1977-75	Ford 333	1999-90	Ford 3930
1981-75	Ford 3600	1992-91	Ford 445C
1983-81	Ford 3610	1998-92	Ford 445D
1981-75	Ford 3900	1992-89	Ford 455C
1990-83	Ford 3910	1999-90	Ford 4630
1981-75	Ford 4100	1994-90	Ford 4830
1990-81	Ford 4110	1998-92	Ford 5030
1988-87	Ford 455	1991-84	Ford 5110
1981-75	Ford 4600	1992-91	Ford 545C
1990-81	Ford 4610	1998-92	Ford 545D
1981-75	Ford 531	1992-89	Ford 555C
1992-86	Ford 5610	1993-92	Ford 5640
1992-86	Ford 6610	1992-89	Ford 655C
1991-87	Ford 7610	1993-92	Ford 6640
1987-86	Ford 7710	1993-92	Ford 7740
1983-81	New Holland 230A	1993-92	Ford 7840
1981-75	New Holland 231	1993-92	Ford 8240
1981-75	New Holland 233	1993-92	Ford 8340
1983-75	New Holland 234	1994-89	New Holland 250C
1981-75	New Holland 2600	1993-90	New Holland 3230
1983-81	New Holland 2610	1998-90	New Holland 3430
1990-83	New Holland 2810	1992-90	New Holland 345C
		2000-92	New Holland 345D
		1999-90	New Holland 3930
		1999-90	New Holland 4130

BUYERS GUIDE - ALTERNATORS AND GENERATORS

YEAR MAKE / MODEL

12090N - *continued*
 1992-90 New Holland 445C
 2000-92 New Holland 445D
 1993-88 New Holland 455C
 1996-92 New Holland 455D
 1999-90 New Holland 4630
 1994-90 New Holland 4830
 1998-92 New Holland 5030
 1991-84 New Holland 5110
 2007-03 New Holland TB100
 2007-03 New Holland TB110
 2007-03 New Holland TB120
 2007-03 New Holland TB80
 2003- New Holland TB85
 2007-03 New Holland TB90

12091N

New Alternator - Lucas, IR/EF, 12 V, 70



1993-90 Ford 3230
 1998-90 Ford 3430
 1992-91 Ford 345C
 1998-92 Ford 345D
 1999-90 Ford 3930
 1992-91 Ford 445C
 1998-92 Ford 445D
 1997-92 Ford 455D
 1999-90 Ford 4630
 1994-90 Ford 4830
 1998-92 Ford 5030
 1991-84 Ford 5110
 1998-92 Ford 545D
 1992-89 Ford 555C
 1997-92 Ford 555D
 1992-86 Ford 5610
 1997-92 Ford 575D
 1992-89 Ford 655C
 1997-92 Ford 655D
 1992-86 Ford 6610
 1997-92 Ford 675D
 1991-87 Ford 7610
 1987-86 Ford 7710
 1998-90 Massey Ferguson MF-383
 1994-89 New Holland 250C
 1993-90 New Holland 3230
 1998-90 New Holland 3430
 1992-90 New Holland 345C
 2000-92 New Holland 345D
 1999-90 New Holland 3930
 1999-90 New Holland 4130
 1992-90 New Holland 445C
 2000-92 New Holland 445D
 1999-90 New Holland 4630
 1994-90 New Holland 4830
 1998-92 New Holland 5030
 1991-84 New Holland 5110
 1993-87 New Holland 6610

YEAR MAKE / MODEL

12092N

New Alternator - Lucas, IR/EF, 12 V, 55A, CW



1993-92 Ford 5640
 1993-92 Ford 6640
 1993-92 Ford 7740
 1993-92 Ford 7840
 1998-96 Ford 8160
 1993-92 Ford 8240
 1998-96 Ford 8260
 1993-92 Ford 8340
 1998-96 Ford 8360
 1998-96 Ford 8560
 1993-91 New Holland 5640
 1997-92 New Holland 6530HC
 1993-91 New Holland 6640
 1993-91 New Holland 7740
 1993-91 New Holland 7840
 1993-92 New Holland 8240
 1993-92 New Holland 8340

12094N

New Alternator - Lucas / Marelli, IR/IF, 12 V, 100A, CW



1997-94 Ford 5640SLE
 1997-94 Ford 6640SLE
 1997-94 Ford 7740SLE
 1997-94 Ford 7840SLE
 1997-94 Ford 8240SLE
 1998 Ford 8260
 1997-94 Ford 8340SLE
 1996 Ford 8360
 1996 Ford 8560
 1998-91 New Holland 5640
 1997-92 New Holland 6530HC
 1998-91 New Holland 6640
 1998-91 New Holland 7740
 1996-91 New Holland 7840
 1997-92 New Holland 8240
 1997-92 New Holland 8340

BUYERS GUIDE - ALTERNATORS AND GENERATORS

YEAR MAKE / MODEL

YEAR MAKE / MODEL

12095N

New Alternator - Marelli, IR/IF, 12 V, 100A, CW



2005-	Case MXM120
2002-	Case MXM130
2002-	Case MXM140
2002-	Case MXM155
2002-	Case MXM175
2002-	Case MXM190
2000-96	New Holland 8010
1999-97	New Holland 8010HC
1999-96	New Holland 8160
1999-96	New Holland 8360
1999-96	New Holland 8560
All	New Holland TM115
2005-99	New Holland TM120
All	New Holland TM125
2005-99	New Holland TM130
All	New Holland TM135
2005-99	New Holland TM140
2009-08	New Holland TM150
2005-99	New Holland TM155
2009-08	New Holland TM165
2005-99	New Holland TM175
2005-99	New Holland TM190
2002-01	New Holland TV140 Bi-Directional
2003-	New Holland TV145 Bi-Directional

12096N

New Alternator - Lucas, IR/EF, 12 V, 70A, CW



2000-98	Agco Allis 8775
2000-98	Agco Allis 8785
1998-96	Ford 555E
1998-96	Ford 575E
1997-96	Ford 655E
1998-96	Ford 675E
1997-95	Massey Ferguson MF-6110
1997-95	Massey Ferguson MF-6120
1997-95	Massey Ferguson MF-6130
1998-95	Massey Ferguson MF-6140
1998-95	Massey Ferguson MF-6150
1997-95	Massey Ferguson MF-6160
1998-95	Massey Ferguson MF-6170
1998-95	Massey Ferguson MF-6180
1998-95	Massey Ferguson MF-6190
2000-99	Massey Ferguson MF-6235
2000-99	Massey Ferguson MF-6245
2000-99	Massey Ferguson MF-6255
2000-99	Massey Ferguson MF-6265

12096N - continued

2000-99	Massey Ferguson MF-6270
2000-99	Massey Ferguson MF-6280
2000-99	Massey Ferguson MF-6290
2000-	New Holland LB110
1998-	New Holland LB115 4WS
2000-	New Holland LB115B 4WS
2001-	New Holland LB75B
2000-	New Holland LB90
2000-	New Holland LB95

12109N

New Alternator - Hitachi, IR/EF, 12 V, 35A, CW



1984-82	Yanmar 1GM
1984-80	Yanmar 1GM
1982-	Yanmar 1GM10
1984-82	Yanmar 1GM10C
1982-	Yanmar 1GM10L
1982-	Yanmar 1GML
1982-	Yanmar 1GMY
1984-80	Yanmar 2GM
1982-	Yanmar 2GM20
1984-80	Yanmar 2GMF
All	Yanmar 2GMFL
All	Yanmar 2GMFY(E)-E
All	Yanmar 2GML
All	Yanmar 2GMYE-EC
All	Yanmar 2GMZ
1980-77	Yanmar 2QM15
1982-	Yanmar 2TD
1982-	Yanmar 2TM
1984-80	Yanmar 3GM
1982-	Yanmar 3GMD
1982-	Yanmar 3GMF
1982-	Yanmar 3GMFY-E
1982-	Yanmar 3GMLE
1984-80	Yanmar 3HM
1984-80	Yanmar 3HMF
1999-91	Yanmar 3JH2
2003-99	Yanmar 3JH3
All	Yanmar 3JH3Z
All	Yanmar 3TD
All	Yanmar 3TM
1985-	Yanmar 4GM
1982-	Yanmar 4JH
1988-	Yanmar 4JH2L-HTNE
1988-	Yanmar 4JH2L-TNE
2003-94	Yanmar 4JH3
2003-94	Yanmar 4JH3ZA
1982-	Yanmar 4JH-HT
1982-	Yanmar 4JH-HT-Z
1982-	Yanmar 4JH-T
1982-	Yanmar 4JH-TZ
All	Yanmar 4JHZ
1982-	Yanmar 4TD
1982-	Yanmar 4TM
All	Yanmar KM2A
All	Yanmar KM2P

BUYERS GUIDE - ALTERNATORS AND GENERATORS

YEAR MAKE / MODEL

12109N - continued

All Yanmar KM3V
All Yanmar Y-5M

12110N

New Alternator - Paris Rhone, IR/EF, 24 V, 60A, CW



All Nanni 570
All Nanni 570T
All Renault RC105D
All Renault RC210DT, DTS
All Renault RC215DV, DTS
All Renault RC240DTS
All Renault RC285DV
All Renault RC320D
All Renault RC355DV
All Renault RC480DV, Turbo
All Renault RC600DTV
All Renault RC800DTV
1996- Volvo EC130C
1996- Volvo EC150C
1995-92 Volvo EL70
1995- Volvo EL70C
1996- Volvo EW130C
1996- Volvo EW150C
2004-86 Volvo Penta AD31,A,B,D,L,P,X
1982-71 Volvo Penta AQD70B
1982-71 Volvo Penta AQD70BL
1982-71 Volvo Penta AQD70C
1982-71 Volvo Penta AQD70CL
1982-71 Volvo Penta AQD70D
2007-06 Volvo Penta D12-650
2004-02 Volvo Penta D12-715
2004-99 Volvo Penta D12C
2007-05 Volvo Penta D12-MH
2005-96 Volvo Penta KAD32P
All Volvo Penta MD100
1984-65 Volvo Penta MD100A,B
All Volvo Penta MD120
1980-70 Volvo Penta MD120A
1985-65 Volvo Penta MD70B,C
2000-91 Volvo Penta TAMD102A,D
2004-00 Volvo Penta TAMD103A
All Volvo Penta TAMD120
1983-72 Volvo Penta TAMD120A,B
1988-83 Volvo Penta TAMD121,C,D
2002-88 Volvo Penta TAMD122,A,C,D,P
2001-88 Volvo Penta TAMD162,A,B,C
2001-94 Volvo Penta TAMD163,A,P
2005-02 Volvo Penta TAMD165A,C,P
2004-85 Volvo Penta TAMD31A,B,D,L,M,P,S,X
1987-76 Volvo Penta TAMD60,A,B,C
1995-86 Volvo Penta TAMD61,A
1994-92 Volvo Penta TAMD62A
All Volvo Penta TAMD70
1983-70 Volvo Penta TAMD70B,C,D
1987-83 Volvo Penta TAMD70E
2000-86 Volvo Penta TAMD71,A,B
1997-91 Volvo Penta TAMD72,A,P,WJ

YEAR MAKE / MODEL

12110N - continued

1999-97 Volvo Penta TAMD73P,WJ
2005-98 Volvo Penta TAMD74A,C,L,P
2005-98 Volvo Penta TAMD75P
1979-72 Volvo Penta THAMD70,B,C
All Volvo Penta TMD100A
1988-65 Volvo Penta TMD100B,C
2000-88 Volvo Penta TMD102A
1984-70 Volvo Penta TMD120A,B
1988-83 Volvo Penta TMD121C
2000-88 Volvo Penta TMD122A
1985-72 Volvo Penta TMD70B,C

12112N

New Alternator - Hitachi, IR/IF, 12 V, 40A, CW



All John Deere 3012
All John Deere 3015
All John Deere 4020
1998-94 John Deere 4475
1998-95 John Deere 5575
1998-94 John Deere 6675
1998-94 John Deere 7775
1998-92 Samsung SE50-3
2003-97 Takeuchi TB025
All Yanmar 3TNE84
All Yanmar 3TNE88
1989- Yanmar 4TNE84
1989- Yanmar 4TNE88
1996- Yanmar Various Models

12114N

New Alternator - Hitachi, IR/EF, 24 V, 20A, CW



1988- Isuzu Misc. Industrial Equipment
1983- TCM Equipment FD20Z
1983- TCM Equipment FD23Z
1983- TCM Equipment FD25Z
1983- TCM Equipment FD28Z
1983- TCM Equipment FD30Z
1983- TCM Equipment SD10Z
1983- TCM Equipment SD12Z

BUYERS GUIDE - ALTERNATORS AND GENERATORS

YEAR MAKE / MODEL

YEAR MAKE / MODEL

12115N

New Alternator - Hitachi, IR/EF, 12 V, 35A, CW



- 1988-82 Iseki 3AF1-BL
- 1988-82 Iseki TE3210
- 1988-82 Iseki TL1700
- 1988-82 Iseki TL1900
- 1988-82 Iseki TL2100
- 1988-82 Iseki TL2300
- 1988-82 Iseki TL2500
- 1988-82 Iseki TL2700
- 1988-82 Iseki TU1900
- 1988-82 Iseki TU2100
- 1995- Isuzu Misc. Industrial Equipment
- 1986- Isuzu Misc. Industrial Equipment
- 1992-86 Takeuchi TL126
- 1984- TCM Equipment FD10Z
- 1984- TCM Equipment FD14Z
- 1984- TCM Equipment FD15Z
- 1984- TCM Equipment FD18Z
- 1984- TCM Equipment FD20Z
- 1984- TCM Equipment FD23Z
- 1984- TCM Equipment FD25Z
- 1984- TCM Equipment FD9Z

12116N

New Alternator - Hitachi, ER/EF, 24 V, 15A, CW



- All Nissan UF03
- 1981- Nissan YE03
- 1981- Nissan YGF03

12118N

New Alternator - Hitachi, IR/EF, 12 V, 40A, CW



- 1986- Nissan H02
- 1993- Nissan KH02

12126N

New Alternator - Hitachi, IR/EF, 12 V, 20A, CW



- 1985- Gehl SL3410
- 1992-82 Gehl SL3610
- 1992-87 Gehl SL3615
- 1992-85 Gehl SL3645
- 1986-78 Grafc0 Various Models
- 1996-83 Isuzu Misc. Industrial Equipment

12129N

New Alternator - Hitachi, IR/EF, 12 V, 35A, CW



- 1985-78 Allis Chalmers 5020
- 1985-79 Allis Chalmers 5030
- 1985-82 Allis Chalmers 6140
- 1992-86 Deutz-Allis 5220
- 1992-86 Deutz-Allis 5230
- 1991-84 Massey Ferguson MF-1030
- 1991-86 Massey Ferguson MF-1035
- 1986-84 Massey Ferguson MF-1040
- 1990-86 Massey Ferguson MF-1045
- 1984-79 Massey Ferguson MF-205
- 1984-79 Massey Ferguson MF-210
- 1984-79 Massey Ferguson MF-210-4
- 1984-79 Massey Ferguson MF-220
- 1984-79 Massey Ferguson MF-220-4

12130N

New Alternator - Magneton, IR/EF, 12 V, 55A, CW



- All Grimmer Schmidt 185DRE
- All Grimmer Schmidt 375DRA
- 2004-99 John Deere 270
- 2004-02 John Deere 280

BUYERS GUIDE - ALTERNATORS AND GENERATORS

YEAR MAKE / MODEL

12136N

New Alternator - Mitsubishi, IR/IF, 12 V, 35A, CW



- All Nissan KAH
- All Nissan KAP
- All Nissan KCEH
- 1994- Nissan KCH02
- All Nissan KCPH
- All Nissan KCUGH
- All Nissan KEGH
- All Nissan KEH
- 1993- Nissan KH01
- 1993- Nissan KH02
- All Nissan KPH
- All Nissan KUGH
- 1992- TCM Equipment FG20N
- 1992- TCM Equipment FG23N
- 1992- TCM Equipment FG25N
- 1992- TCM Equipment FG28N
- 1992- TCM Equipment FG30N
- 1987- TCM Equipment FHG20N
- 1987- TCM Equipment FHG25N
- 1987- TCM Equipment FHG30N

12138N


New Alternator - Mitsubishi, IR/IF, 12 V, 40A, CW



- All Hyster Various Models
- 1992- Sumitomo Yale DB
- 1992- Yale Various Models
- 1985- Yale Various Models

12140N

New Alternator - Magneton, IR/EF, 12 V, 55A, CW



- 1997- Atlas Copco XAS90
- 2004-96 Dynapac CA121
- 2004-96 Dynapac CA121D
- 2004-96 Dynapac CA121PD
- 2004-96 Dynapac CA141

YEAR MAKE / MODEL

12140N - continued

- 2004-96 Dynapac CA141 Pad Foot
- 2004-96 Dynapac CA141D
- 2004-96 Dynapac CA141PBD
- 2004-96 Dynapac CA141PD
- 1997-96 Ingersoll Rand 185
- All John Deere 2.9L
- 2004-99 John Deere 240
- 2004-99 John Deere 250
- 2004-99 John Deere 260
- All John Deere 4400 Telescopic
- All John Deere 4500 Telescopic
- 1998-94 John Deere 8875
- All John Deere CD3029DF
- All John Deere CD4039DF / TF
- All John Deere CD4045TF
- All John Deere CD6059TF
- All John Deere CD6068TF


12143N

New Alternator - Lucas, IR/EF, 12 V, 65A, CW



- 1984-83 Case 1294
- 1988-83 Case 1394
- 1988-83 Case 1494
- 1988-83 Case 1594
- 1983-80 Case 1690
- 1992-87 Massey Ferguson MF-360
- 1994-88 Massey Ferguson MF-390
- 1993-89 Massey Ferguson MF-394
- 1990-84 Valtra Valmet 1394
- 1990-84 Valtra Valmet 1594
- 2002-97 Valtra Valmet 365
- 2002-97 Valtra Valmet 365S
- 2002-97 Valtra Valmet 465
- 1987-82 Valtra Valmet 505
- 2002-97 Valtra Valmet 565
- 2002-97 Valtra Valmet 6300
- 2002-97 Valtra Valmet 6400
- 2002-97 Valtra Valmet 6600
- 2002-97 Valtra Valmet 8050
- 2002-97 Valtra Valmet 8150
- 2002-97 Valtra Valmet 8400
- 2002-97 Valtra Valmet 8450
- 2002-97 Valtra Valmet 865
- 2002-97 Valtra Valmet C100
- 2002-97 Valtra Valmet C200

BUYERS GUIDE - ALTERNATORS AND GENERATORS

YEAR	MAKE / MODEL	YEAR	MAKE / MODEL
12145N		12145N - continued	
New Alternator - Bosch, IR/EF, 12 V, 95A, CW			
			
2007-01	Apache Apache Plus 1090	1992-85	John Deere 3430
2004-01	Bell 310SG	All	John Deere 3800 Telescopic
2005-01	Bell 315SG	1992-85	John Deere 3830
2006-00	Case 1150H	1992-85	John Deere 3930
1989-84	Case 1896	1992-	John Deere 400G
1989-84	Case 2096	1988-	John Deere 400G
1991-90	Case 5120	All	John Deere 4045DFM50
1991-90	Case 5130	2007-04	John Deere 4045DFM70
1991-90	Case 5140	All	John Deere 4045TFM50
1997-92	Case 5220	2007-04	John Deere 4045TFM75
1997-92	Case 5230	1990-	John Deere 410D
1997-92	Case 5240	All	John Deere 430B Log Loader
1997-92	Case 5250	All	John Deere 435 Log Loader
1993-86	Case 580K	All	John Deere 435C Log Loader
All	Case 580SK	All	John Deere 437C Log Loader
All	Case 590 Turbo	1993-	John Deere 450G
2000-94	Case 650G	All	John Deere 450H
2003-00	Case 650H	1993-	John Deere 455G
2007-03	Case 650K	1987-	John Deere 482C
2007-05	Case 650K Series 2	1992-87	John Deere 510C
2007-	Case 650K Series 3	1990-	John Deere 510D
1994-89	Case 680L Construction King	1993-	John Deere 540E
2003-00	Case 750H	1993-	John Deere 540G
2002-	Case 750K	1994-	John Deere 544G
2005-	Case 750K Series 2	1993-	John Deere 548E
2007-	Case 750K Series 3	1993-	John Deere 548G
1992-88	Case 780D Construction King	1993-	John Deere 550G
2003-00	Case 850H	All	John Deere 550H
2004-02	Case 850K	1993-	John Deere 555G
2007-05	Case 850K Series 2	2007-04	John Deere 6068SFM50
2008-07	Case 850K Series 3	All	John Deere 6068TFM50
1999-97	Case MX100	2007-04	John Deere 6068TFM75
1999-98	Case MX100C	2007-04	John Deere 6068TFM76
1999-97	Case MX110	1989-87	John Deere 610C
1999-97	Case MX120	1994-	John Deere 624G
1999-97	Case MX135	1993-	John Deere 640E
1999-98	Case MX150	1993-	John Deere 640G
1999-98	Case MX170	1990-	John Deere 643D
1999-98	Case MX80C	All	John Deere 643G
1999-98	Case MX90C	1993-	John Deere 644G
1996-92	Caterpillar 416B	1993-	John Deere 648E
1996-92	Caterpillar 426B	1993-	John Deere 648G
1996-92	Caterpillar 428B	1995-	John Deere 6500
1996-92	Caterpillar 436B	1993-	John Deere 650G
1996-92	Caterpillar 438B	All	John Deere 650H
1996-94	Caterpillar 446B	1989-87	John Deere 710B
All	Dynapac CC522HF	1993-89	John Deere 710C
All	Godwin Various Models	1990-	John Deere 710D
1995-	J.C. Bamford 185-65	1993-	John Deere 740E
1992-87	John Deere 210C	1993-	John Deere 740G
1992-87	John Deere 310C	1997-95	John Deere 7450
1992-87	John Deere 315C	1993-	John Deere 748E
All	John Deere 3215 Telescopic	1993-	John Deere 748G
All	John Deere 3220 Telescopic	All	John Deere 843G
All	John Deere 3415 Telescopic	1993-89	John Deere 9400
All	John Deere 3420 Telescopic	2000-98	John Deere 9410
		All	John Deere 9450
		1993-89	John Deere 9500
		All	John Deere 9510
		All	John Deere 9550
		All	John Deere 9550SH
		1993-89	John Deere 9600
		All	John Deere 9610
		1993-89	John Deere 9650
		All	John Deere 9650 CTS
		All	John Deere 9650 STS
		All	John Deere 9750 STS
		All	John Deere 9780 CTS

BUYERS GUIDE - ALTERNATORS AND GENERATORS

YEAR MAKE / MODEL

12145N - continued

2007-03 John Deere 9860 STS
 1993-87 John Deere 9930
 1993-87 John Deere 9960
 1993- John Deere 9965
 1994-92 John Deere CTS Combine
 All John Deere CTS II Combine
 All John Deere CTS II Euro Combine
 2004-01 McCormick CX104
 2004-01 McCormick MC 115
 2004-01 McCormick MC 90
 2004-01 McCormick MTX 110-2
 2004-01 McCormick MTX 110-4
 2004-01 McCormick MTX 125-2
 2004-01 McCormick MTX 125-4
 2004-01 McCormick MTX 140-2
 2004-01 McCormick MTX 140-4
 2004-01 McCormick MTX 155-2
 2004-01 McCormick MTX 155-4
 2004-01 McCormick MTX 175-2
 2004-01 McCormick MTX 175-4
 All MQ DCA-60SSI2
 2006- New Holland D75
 2006- New Holland D85
 2006- New Holland D95
 2004- New Holland DC75
 2004- New Holland DC85
 2004- New Holland DC95
 2008-03 Raptor 1000 Pro
 2008-03 Raptor 1200 Pro
 All Raptor 850
 All Sullair 250
 All Sullair COM_185

12147N

New Alternator - Bosch, IR/EF, 24 V, 45




1992-88 Case 1088
 1996-85 Case 1150E
 1993-85 Case 1155E
 1992-89 Case 1187C Feller Buncer
 1989-87 Case 1550
 2001- Case 521D
 1993-89 Case 621
 1988-84 Case 680K Construction King
 1992-88 Case 688
 All Case 688BCK
 All Case 688C
 1993-89 Case 721
 1988-84 Case 780C Construction King
 1993-89 Case 821
 1991-84 Case 850D
 1991-84 Case 855D
 1992-88 Case 888
 1989-85 Case W14B
 1993-90 Case W14C
 1988-83 Case W18B
 1989-82 Case W20C
 1989-84 Case W30

YEAR MAKE / MODEL





12148N

New Alternator - Bosch, IR/EF, 24 V, 45A, BI



2002-97 Bell 670CH
 2002-97 Bell 770CH
 1990-83 Case 1085B
 1990-85 Case 1086B
 1996-90 Case 1150E
 1989-85 Case 1150E
 2000-96 Case 1150G
 1993-85 Case 1155E
 1992-89 Case 1187C Feller Buncer
 1993-90 Case 1550
 1991-84 Case 850D
 1993-92 Case 850E
 2000-94 Case 850G
 1991-84 Case 855D
 1993-92 Case 855E
 1994-93 Case 9010
 2000-94 Case 9010B
 1994-93 Case 9020
 2000-94 Case 9020B
 1994-92 Case 9030
 2000-94 Case 9030B
 1989-85 Case W14B
 All John Deere 120
 All John Deere 120C
 All John Deere 160CLC
 All John Deere 160LC
 1994- John Deere 190E
 2006-97 John Deere 200CLC
 1995- John Deere 200LC
 All John Deere 2054
 All John Deere 230CLC
 All John Deere 230LCR
 All John Deere 2554
 All John Deere 270CLC
 All John Deere 270LC
 All John Deere 330LC
 All John Deere 330LCR
 1995- John Deere 344G
 All John Deere 3554
 All John Deere 370
 All John Deere 370C
 All John Deere 370C LC
 2007-04 John Deere 4045DFM70
 2007-04 John Deere 4045TFM75
 1995- John Deere 444G
 1997- John Deere 444H
 All John Deere 450C LC
 All John Deere 450LC
 1993- John Deere 490E
 1982- John Deere 570B
 All John Deere 605C
 2007-04 John Deere 6068SFM50
 2007-04 John Deere 6068TFM75
 2007-04 John Deere 6068TFM76
 1986-82 John Deere 655B
 1982- John Deere 670B

BUYERS GUIDE - ALTERNATORS AND GENERATORS


YEAR	MAKE / MODEL	YEAR	MAKE / MODEL
12148N - continued		12152N	
All	John Deere 670C	New Alternator - Lucas, IR/EF, 12 V, 43A, CW	
1988-	John Deere 672B		
All	John Deere 672C	1981-75	Ford 2600
1993-	John Deere 690E LC	1983-81	Ford 2610
1990-82	John Deere 750B	1990-84	Ford 2810
1991-	John Deere 750C	1990-83	Ford 2910
All	John Deere 750C-II	1981-75	Ford 3600
1990-85	John Deere 755B	1983-81	Ford 3610
1982-	John Deere 770B	1981-75	Ford 3900
1982-	John Deere 772B	1990-83	Ford 3910
1993-	John Deere 790D	1981-75	Ford 4100
All	John Deere 790E LC	1990-81	Ford 4110
1993-	John Deere 792	1978-75	Ford 420
All	John Deere 792D LC	1981-75	Ford 4600
1990-82	John Deere 850B	1990-81	Ford 4610
1991-	John Deere 850C	1978-75	Ford 515
1994-	John Deere 892E LC	1981-75	Ford 5600
1994-	John Deere 992E LC	1981-75	Ford 6600
1997-	John Deere TC44H	1985-82	Ford 6610
1995-	Komatsu D41A	1981-75	Ford 6700
1995-	Komatsu D41E	1985-82	Ford 6710
1995-	Komatsu D41P	1981-75	Ford 7600
12151N		1981-75	Ford 7700
New Alternator - Bosch, IR/EF, 12 V, 95A, CW		1976-72	Ford 8600
		1976-72	Ford 9600
All	John Deere 1550	1983-81	New Holland 230A
1992-87	John Deere 2355	1981-75	New Holland 231
All	John Deere 2450	1981-75	New Holland 233
1992-87	John Deere 2555	1983-75	New Holland 234
All	John Deere 2650	1981-75	New Holland 2600
1992-87	John Deere 2755	1983-81	New Holland 2610
All	John Deere 2850	1990-83	New Holland 2810
1993-87	John Deere 2855N	1990-83	New Holland 2910
1992-87	John Deere 2955	1981-75	New Holland 333
All	John Deere 3050	1983-82	New Holland 334
1992	John Deere 3055	1984-75	New Holland 335
All	John Deere 3150	1981-75	New Holland 3600
1992-87	John Deere 3155	1983-81	New Holland 3610
1992	John Deere 3255	1981-75	New Holland 3900
All	John Deere 3350	1990-83	New Holland 3910
All	John Deere 3640	1981-75	New Holland 4100
All	John Deere 3650	1990-81	New Holland 4110
1993-	John Deere 6100	1978-75	New Holland 420
1993-	John Deere 6200	1981-75	New Holland 4600
1993-	John Deere 6300	1990-81	New Holland 4610
1993-	John Deere 6400	1978-75	New Holland 515
1993-	John Deere 6500	1983-81	New Holland 530A
All	John Deere 6506	1981-75	New Holland 531
1998-92	John Deere 6600	1978-75	New Holland 532
2001-98	John Deere 6605	1978-75	New Holland 535
All	John Deere 6800	1986-82	New Holland 6610
All	John Deere 6900		

BUYERS GUIDE - ALTERNATORS AND GENERATORS

YEAR MAKE / MODEL

12157N

New Alternator - Bosch, IR/EF, 24 V, 80A, CW



2002-97 Bell 670CH
 2002-97 Bell 770CH
 All John Deere 200LC Hitachi
 All John Deere 2054
 All John Deere 250 Hitachi
 All John Deere 250D
 All John Deere 2554
 All John Deere 300D
 1995- John Deere 344G
 All John Deere 350 Hitachi
 All John Deere 3554
 1995- John Deere 444G
 All John Deere 444J
 All John Deere 544H
 All John Deere 544J
 All John Deere 608B
 All John Deere 608L
 All John Deere 608S
 All John Deere 624H
 All John Deere 624J
 All John Deere 644H
 All John Deere 644J
 All John Deere 670C
 All John Deere 672C
 All John Deere 703J
 All John Deere 703JH Harvester
 All John Deere 724J
 1995- John Deere 744H
 All John Deere 744J
 All John Deere 753G
 All John Deere 753GL
 All John Deere 753J
 All John Deere 753JH Harvester
 All John Deere 759G
 All John Deere 759J
 All John Deere 759JH Harvester
 All John Deere 824J
 All John Deere 850
 All John Deere 853G
 All John Deere 853J
 All John Deere 853J H Harvester
 All John Deere 900
 All John Deere 903G
 All John Deere 903J
 All John Deere 903JH Harvester
 All John Deere 909J
 All John Deere 909JH Harvester
 All John Deere 950
 All John Deere 953G
 All John Deere 953J
 All John Deere 959J
 All John Deere EX330-5 Hitachi
 All John Deere EX370-5 Hitachi
 1982- John Deere JD762B
 1997- John Deere TC44H
 All John Deere TC54H


YEAR MAKE / MODEL

12157N - continued

All John Deere TC62H

12159N

New Alternator - Bosch, IR/EF, 12 V, 95A, CW



2004 Bell 310SG
 2000 Bell 310SG
 1995- John Deere 310E
 1995- John Deere 310E / 310SE
 1999- John Deere 310G
 1995- John Deere 310SE
 1999- John Deere 310SG
 1992- John Deere 315D
 1995- John Deere 315SE
 1999- John Deere 315SG
 All John Deere 330B Log Loader
 All John Deere 335 Log Loader
 All John Deere 335C Log Loader
 All John Deere 4045DFM50
 2007-04 John Deere 4045DFM70
 All John Deere 4045TFM50
 2007-04 John Deere 4045TFM75
 1996- John Deere 410E
 1996- John Deere 410G
 All John Deere 430B Log Loader
 All John Deere 435 Log Loader
 All John Deere 435C Log Loader
 All John Deere 437C Log Loader
 All John Deere 450J
 All John Deere 540G-III
 All John Deere 548G-III
 All John Deere 550J
 All John Deere 560D
 2007-04 John Deere 6068SFM50
 All John Deere 6068TFM50
 2007-04 John Deere 6068TFM75
 2007-04 John Deere 6068TFM76
 All John Deere 6100
 All John Deere 640G-III
 All John Deere 640H
 All John Deere 643G
 All John Deere 643H
 All John Deere 643J
 All John Deere 648G-III
 All John Deere 650J
 1996- John Deere 710G
 All John Deere 740
 All John Deere 748G-III
 All John Deere 840
 All John Deere 843G
 All John Deere 843H
 All John Deere 843J
 2004-98 New Holland HW300
 2004-98 New Holland HW320
 2004-98 New Holland HW340

BUYERS GUIDE - ALTERNATORS AND GENERATORS

YEAR MAKE / MODEL

YEAR MAKE / MODEL

12161N

12161N - *continued*


New Alternator - Bosch, IR/EF, 12 V, 65A, CW





1996- Atlas Copco XAS175
 2005-00 Bell 310SG
 2005-00 Bell 315SG
 2006-00 Case 1150H
 1993-87 Case 1818
 1998-92 Case 1835C
 1999-90 Case 1840
 1999-93 Case 1845C
 1989-84 Case 1896
 1989-84 Case 2096
 1994-88 Case 25+4
 1998-93 Case 360
 1992-85 Case 4000
 All Case 40XT
 1994-89 Case 480F Construction King
 1994-89 Case 480F LL Construction King
 1992-85 Case 5000
 1991-90 Case 5120
 1991-90 Case 5130
 1991-90 Case 5140
 1997-92 Case 5220
 1997-92 Case 5230
 1997-92 Case 5240
 1997-92 Case 5250
 1991-89 Case 550
 1995-92 Case 550E
 2000-95 Case 550G
 1999- Case 550H
 2001-94 Case 560
 1999-95 Case 570LXT
 1998- Case 570LXT Series II
 1998- Case 570MXT
 1994 Case 580K
 1990 Case 580K
 1999-95 Case 580L
 1998- Case 580L Series II
 All Case 580M
 All Case 580SK
 All Case 580SL
 All Case 580SL Series II
 All Case 580SM
 1999-93 Case 584E
 1999-93 Case 585E
 2000-99 Case 585G
 1999-93 Case 586E
 2000-99 Case 586G
 All Case 590 Turbo
 1992- Case 590CK
 1995- Case 590SL
 2008- Case 590SL Series III
 All Case 590SM
 2000-97 Case 6030
 All Case 60XT
 2000-94 Case 650G
 2003-00 Case 650H
 2007-03 Case 650K

2003- Case 650K
 2007-05 Case 650K Series 2
 2007- Case 650K Series 3
 2001-92 Case 660
 1993 Case 680L Construction King
 1988 Case 680L Construction King
 1998- Case 686G
 1999- Case 686G Series II
 1998- Case 686GXR
 1999- Case 686GXR Series II
 2007-99 Case 688G
 All Case 70XT
 2003-00 Case 750H
 2002- Case 750K
 2005- Case 750K Series 2
 2007- Case 750K Series 3
 2001-98 Case 75XT
 1997-93 Case 760
 1990 Case 780D Construction King
 2003-00 Case 850H
 2004-02 Case 850K
 2007-05 Case 850K Series 2
 2008-07 Case 850K Series 3
 2001-98 Case 85XT
 2001-93 Case 860
 1997-83 Case 8830
 1993-87 Case 8840
 2001-98 Case 90XT
 2001-98 Case 95XT
 1993-87 Case 9840
 1991-89 Case DH4B
 1999-97 Case MX100
 1999-98 Case MX100C
 1999-97 Case MX110
 1999-97 Case MX120
 1999-97 Case MX135
 1988- Case TF300
 1993-85 Caterpillar 416
 2000-95 Godwin Various Models
 All Harlo HC5600
 All Harlo HC8000
 1997-96 Ingersoll Rand 375
 1990- Ingersoll Rand Cyclonaire
 All John Deere 210LE
 2004-99 John Deere 270
 1995- John Deere 310E / 310SE
 1999- John Deere 310G
 1999- John Deere 310SG
 1992- John Deere 315D
 1999- John Deere 315SG
 All John Deere 3200 Telescopic
 All John Deere 324H
 All John Deere 3400 Telescopic
 All John Deere 344H
 All John Deere 344J
 All John Deere 360D
 All John Deere 4045DFM50
 2007-04 John Deere 4045DFM70
 All John Deere 4045TFM50
 2007-04 John Deere 4045TFM75
 1993- John Deere 410C
 1996- John Deere 410E
 1996- John Deere 410G
 1993- John Deere 450G
 All John Deere 450H
 All John Deere 450J
 All John Deere 460D
 All John Deere 485E

BUYERS GUIDE - ALTERNATORS AND GENERATORS

YEAR	MAKE / MODEL	YEAR	MAKE / MODEL
12161N - continued		12162N - continued	
All	John Deere 486E	1991-89	Case 1670
All	John Deere 488E	1992-85	Case 1680
1993-	John Deere 540G	1992-85	Case 1682
All	John Deere 540G-II	1995-92	Case 1688
All	John Deere 540G-III	1992-85	Case 1690
1993-	John Deere 548G	1992-86	Case 1822
All	John Deere 548G-II	1992-86	Case 1844
All	John Deere 548G-III	1995-91	Case 2022
All	John Deere 550H	1998-93	Case 2055
All	John Deere 550J	1998-94	Case 2144
All	John Deere 560D	1998-95	Case 2155
2007-04	John Deere 6068SFM50	1998-94	Case 2166
2007-04	John Deere 6068SFM75	1998-94	Case 2188
All	John Deere 6068TFM50	2002-98	Case 2344
2007-04	John Deere 6068TFM75	2004-98	Case 2366
2007-04	John Deere 6068TFM76	2005-	Case 2377
All	John Deere 6400SP	2005-	Case 2388
1993-	John Deere 640G	2004-98	Case 2388
All	John Deere 640G-II	All	Case 2555
All	John Deere 640G-III	2006-	Case 2577
All	John Deere 648G-II	2006-	Case 2588
All	John Deere 648G-III	2006-	Case 420
All	John Deere 650H	2008-	Case 5088
All	John Deere 650J	2008-	Case 6088
1996-	John Deere 710G	2007-	Case 7088
All	John Deere 7405	1993-87	Case 7110
All	John Deere 748G-III	1993-87	Case 7120
All	John Deere 7500	1993-87	Case 7130
2006-	New Holland D75	1993-87	Case 7140
2006-	New Holland D85	1993-90	Case 7150
2006-	New Holland D95	1996-94	Case 7210
2004-	New Holland DC75	1996-94	Case 7220
2004-	New Holland DC85	1996-94	Case 7230
2004-	New Holland DC95	1996-94	Case 7240
2007-01	PSI M413	1996-94	Case 7250
2007-01	PSI M413XT	1998-97	Case 8910
2008-03	Raptor 1000 Pro	1998-97	Case 8920
2008-03	Raptor 1200 Pro	1998-97	Case 8930
2008-03	Raptor 850	1998-97	Case 8940
2003-97	Sullair 250	1998-97	Case 8950
1991-85	Sweepmaster Various Models	1990-89	Case 9110
1990-	Thermo King SB-III MAX	1990-89	Case 9130
1993-	Thermo King Super II	1990-86	Case 9150
		1990-89	Case 9170
		1990-86	Case 9180
		1995-90	Case 9210
		1995-90	Case 9230
		1995-90	Case 9240
		2006-05	Case CPX420
		2006-04	Case FLX3010
		2003-00	Case FLX3300B
		2002-00	Case FLX3330B
		2006-04	Case FLX3510
		2003	Case FLX4300
		2006-04	Case FLX4510
		2006-	Case Magnum 215
		2006-	Case Magnum 245
		2006-	Case Magnum 275
		2006-	Case Magnum 305
		2006-	Case Magnum 335
		1999-	Case MX180
		1999-	Case MX200
		All	Case MX210
		2006	Case MX215
		1999-	Case MX220
		All	Case MX230
		1999-	Case MX240
		2006	Case MX245
12162N			
New Alternator - Bosch, IR/EF, 12 V, 135A, CW			
			
1992-81	Case 1420		
1992-81	Case 1440		
1992-81	Case 1460		
1992-85	Case 1470		
1992-85	Case 1480		
1992-85	Case 1620		
1994-85	Case 1640		
1995-93	Case 1644		
1992-85	Case 1660		
1997-93	Case 1666		
1997-93	Case 1668		

BUYERS GUIDE - ALTERNATORS AND GENERATORS

YEAR	MAKE / MODEL	YEAR	MAKE / MODEL
12162N - continued		12162N - continued	
2005-02	Case MX255	2002-96	Tigercat 853E
1999-	Case MX270	12164N	
2006	Case MX275	New Alternator - Bosch, IR/EF, 12 V, 55A, CW	
2005-02	Case MX285		
2006	Case MX305	1995-	Caterpillar 3054 Perkins
2004-01	Case SPX4260	1996-95	Caterpillar IT14F
2001-99	Case SPX4260 Patriot	2001-95	Caterpillar IT14G
2006-04	Case SPX4410	1994-92	Caterpillar IT18F
2005-02	Case STX275	2003-97	Caterpillar TH103 Telehandler
2005-02	Case STX325	1996-95	Caterpillar TH63
2005-02	Case STX375	2002-96	Caterpillar TH63 Telehandler
2005-02	Case STX375QT	12165N	
2005-02	Case STX425	New Alternator - Bosch, IR/EF, 24 V, 35	
2005-02	Case STX425QT		
All	Case STX440	1995-82	Caterpillar 120G
All	Case STX440QT	1995-82	Caterpillar 12G
2005-02	Case STX450	1995-82	Caterpillar 130G
2005-02	Case STX450QT	1995-82	Caterpillar 140G
All	Case STX500	2000-94	Caterpillar 140H
All	Case STX500QT	1995-82	Caterpillar 14G
All	Case STX500QT	1984-82	Caterpillar 215
2006-	Case Titan 3020	1992-82	Caterpillar 215B
2006-	Case Titan 3520	1992-87	Caterpillar 215C
2006-	Case Titan 4020	1992-87	Caterpillar 219
2006-	Case Titan 4520	1992-87	Caterpillar 219D
1986-81	International 1420	1986-82	Caterpillar 225
1993-	John Deere 540E	1992-86	Caterpillar 225B
1993-	John Deere 540G	1992-86	Caterpillar 225D
All	John Deere 540G-II	1992-86	Caterpillar 227
1994-	John Deere 544G	1992-86	Caterpillar 229A
1993-	John Deere 548E	1992-86	Caterpillar 229D
1993-	John Deere 548G	1986-82	Caterpillar 235
All	John Deere 548G-II	1992-86	Caterpillar 235B
1994-	John Deere 624G	1992-88	Caterpillar 235C
1993-	John Deere 640E	1992-88	Caterpillar 235D
1993-	John Deere 640G	1988-82	Caterpillar 245
All	John Deere 640G-II	1992-89	Caterpillar 245B
1993-	John Deere 644G	1992-89	Caterpillar 245D
1993-	John Deere 648E	1989-87	Caterpillar 508
1993-	John Deere 648G	1995-82	Caterpillar 518
All	John Deere 648G-II	1995-82	Caterpillar 528
1993-	John Deere 653E	1998-92	Caterpillar 530B
All	John Deere 653G	1989-82	Caterpillar 583K
All	John Deere 660D	1992-83	Caterpillar 589
1993-	John Deere 740E	1992-83	Caterpillar 591
1993-	John Deere 740G	1984-82	Caterpillar 613B
1993-	John Deere 748E	1986-82	Caterpillar 621B
1993-	John Deere 748G		
All	John Deere 748G-II		
All	John Deere 848G		
2009-06	New Holland T8010		
2009-06	New Holland T8020		
2009-06	New Holland T8030		
2009-06	New Holland T8040		
2009-07	New Holland T8050		
2005-02	New Holland TG210		
2005-02	New Holland TG230		
2005-02	New Holland TG255		
2005-02	New Holland TG285		
2005-03	New Holland TJ275		
2002-01	New Holland TJ325		
2006-01	New Holland TJ375		
2006-01	New Holland TJ425		
2006-01	New Holland TJ450		
2005-04	New Holland TJ500		
2006-01	Tigercat 720D		
2006-01	Tigercat 724D		
2002-96	Tigercat 853		

BUYERS GUIDE - ALTERNATORS AND GENERATORS

YEAR MAKE / MODEL

12165N - continued
 1993-86 Caterpillar 621E
 1987-83 Caterpillar 936
 1983-82 Caterpillar 941B
 1992-82 Caterpillar 943
 1992-82 Caterpillar 953
 1995-82 Caterpillar 963
 1996-95 Caterpillar 963B
 1995-82 Caterpillar 973
 1982 Caterpillar 977L
 1992-82 Caterpillar 980C
 1996-85 Caterpillar D4H
 1984-82 Caterpillar D5
 1984-82 Caterpillar D6C
 1997-82 Caterpillar D6D
 1995-85 Caterpillar D6H
 1993-85 Caterpillar D7G
 1993-85 Caterpillar D7H
 1992-82 Caterpillar D8L
 1993-86 Caterpillar D8N
 1995-86 Caterpillar D9N
 1993-83 Caterpillar FB227

12167N

New Alternator - Bosch, IR/EF, 24 V, 55A, CW



1996-93 Caterpillar 322 L
 1994-92 Caterpillar 918F
 1999-94 Caterpillar 924F
 1996-93 Caterpillar 928F
 2003-96 Caterpillar 928G
 1992-87 Caterpillar 936E
 1996-92 Caterpillar 936F
 1997-94 Caterpillar 938F
 1996-91 Caterpillar 950F
 1983-82 Caterpillar 966C
 1990-87 Caterpillar 966E
 1996-90 Caterpillar 966F
 1984-82 Caterpillar 980B
 1996-91 Caterpillar 980F
 2000-94 Caterpillar 988F
 1996-93 Caterpillar 992D
 1994- Caterpillar AP800C
 1995- Caterpillar BG230
 1995-92 Caterpillar CP563
 1996-93 Caterpillar CS533
 1999-93 Caterpillar CS563C
 1995-93 Caterpillar CS583
 1996-94 Caterpillar CS583C
 1993-89 Caterpillar IT12B
 1995-93 Caterpillar IT12F
 1993-89 Caterpillar IT14B
 1996-93 Caterpillar IT28F
 1997-95 Caterpillar PS200B
 1997-88 Caterpillar Various Models
 1992-87 Prinoth Various Models

YEAR MAKE / MODEL

12168N-DR

New Alternator - Delco, CS130D, IR/IF, 12 V, 140A, CW



All John Deere 1170
 1990- John Deere 2054
 1990- John Deere 2056
 1990- John Deere 2058
 1990- John Deere 2064
 1990- John Deere 2066
 All John Deere 2254
 All John Deere 2256
 All John Deere 2258
 All John Deere 2264
 All John Deere 2266
 All John Deere 4039DFM
 All John Deere 4045DFM50
 2007-04 John Deere 4045DFM70
 All John Deere 4045TFM
 All John Deere 4045TFM50
 2007-04 John Deere 4045TFM75
 All John Deere 6068DFM
 2007-04 John Deere 6068SFM50
 All John Deere 6068TFM
 All John Deere 6068TFM50
 2007-04 John Deere 6068TFM75
 2007-04 John Deere 6068TFM76
 All John Deere 6076AFM
 All John Deere 6076AFM30
 1993- John Deere 6100
 All John Deere 6101
 1993- John Deere 6200
 1993- John Deere 6300
 1993- John Deere 6400
 1993- John Deere 6500
 All John Deere 6506
 1998-92 John Deere 6600
 1995-93 John Deere 6610
 2003-98 John Deere 6650
 1997-93 John Deere 6710
 2003-98 John Deere 6750
 All John Deere 6800
 1997-93 John Deere 6810
 2003-98 John Deere 6850
 All John Deere 6900
 1997-93 John Deere 6910
 2003-98 John Deere 6950
 All John Deere 7200
 All John Deere 7300
 All John Deere 7400
 All John Deere 7455
 All John Deere 7500
 All John Deere 7700
 1995-92 John Deere 7800
 All John Deere 9935
 All John Deere 9976

BUYERS GUIDE - ALTERNATORS AND GENERATORS

YEAR MAKE / MODEL

YEAR MAKE / MODEL

12169N

New Alternator - Bosch, IR/EF, 12 V, 95A, CW



1992-87 Deutz-Allis 7110
 1992-87 Deutz-Allis 7120
 1992-87 Deutz-Allis 7145
 1994-90 Deutz-Fahr DX6.31
 1994-84 Deutz-Fahr DX6.50
 1994-84 Deutz-Fahr DX7-10
 1985-84 Deutz-Fahr DX8-30A
 1993-88 Deutz-Fahr Intrac 6.30
 1993-88 Deutz-Fahr Intrac 6.60
 1986- Iveco 110.16A
 1985- Iveco 130.13A
 1986- Iveco 130.16A
 1985- Iveco 75.9A
 1985- Iveco 80.13A
 1986- Iveco 80.16A
 1985- Iveco 80.9A
 1985- Iveco 90.13A
 1985- Iveco 90.9A

12170N

New Alternator - Electroprecizia, ER/EF, 12 V, 36A, CW



1978-75 Long Tractor 1010
 1988-80 Long Tractor 260
 1990-80 Long Tractor 310
 1985-80 Long Tractor 340
 1989-74 Long Tractor 350
 1991-77 Long Tractor 360
 1989-74 Long Tractor 445
 1991-77 Long Tractor 460
 1985-80 Long Tractor 500
 1990-79 Long Tractor 510
 1985-80 Long Tractor 530
 1989-74 Long Tractor 550
 1979-75 Long Tractor 560
 1989-80 Long Tractor 600
 1990-79 Long Tractor 610
 1985-80 Long Tractor 640
 1989-80 Long Tractor 850

12175N

New Alternator - Mando, IR/EF, 12 V, 55A, CCW



1988-85 Bobcat 1213
 1993-86 Bobcat 1600
 1987-86 Bobcat 2000
 1998-90 Bobcat 220
 1998-90 Bobcat 225
 1998-90 Bobcat 231
 1991-88 Bobcat 2400
 1993-89 Bobcat 2410
 1992-89 Bobcat 3022
 1992-89 Bobcat 3023
 2000-96 Bobcat 325C
 All Bobcat 325D
 2000 Bobcat 331
 2000-96 Bobcat 331C
 All Bobcat 331E
 2000-93 Bobcat 331EC
 2000-97 Bobcat 337C
 2000 Bobcat 337D
 1986-84 Bobcat 440B
 1998-93 Bobcat 443B
 1993-88 Bobcat 542B
 1993-86 Bobcat 543
 1994-93 Bobcat 543B
 2000-95 Bobcat 553
 2000-95 Bobcat 553F
 1990-86 Bobcat 641
 1992-86 Bobcat 642B
 1992-86 Bobcat 643
 1990-86 Bobcat 741
 1990-86 Bobcat 742
 1995-91 Bobcat 742B
 1990-86 Bobcat 743
 1994-91 Bobcat 743B
 1990-83 Bobcat 743DS
 1997-95 Bobcat 751C
 1994-90 Bobcat 753
 2003-99 Bobcat 753 Loader
 1997-94 Bobcat 753C
 1999-97 Bobcat 753F
 1999 Bobcat 753G
 1994-93 Bobcat 753H
 1995-94 Bobcat 753HC
 1994 Bobcat 753L
 2003-99 Bobcat 763
 1997-94 Bobcat 763C
 1997-94 Bobcat 763F
 1999 Bobcat 763G
 1997-95 Bobcat 763HC
 1999-97 Bobcat 763HF
 2000-99 Bobcat 763HG
 1995-94 Bobcat 773
 1997-94 Bobcat 773C
 1999-97 Bobcat 773F
 1999 Bobcat 773G
 1999 Bobcat 773TG
 1994-91 Bobcat 7753

BUYERS GUIDE - ALTERNATORS AND GENERATORS

YEAR MAKE / MODEL

12175N - continued

1992-90	Bobcat 843B
1992-89	Bobcat 843HC
1994-90	Bobcat 853
1999-94	Bobcat 853C
1994-91	Bobcat 853H
1996-94	Bobcat 853HC
2003-99	Bobcat 863
1997-96	Bobcat 863C
1999-97	Bobcat 863F
2003-99	Bobcat 863G
1997-96	Bobcat 863HC
1999-96	Bobcat 863HF
2003-99	Bobcat 863HG
2002-99	Bobcat 873
1997-95	Bobcat 873C
1999-97	Bobcat 873F
1999	Bobcat 873G
1999	Bobcat 873HG
1994-86	Bobcat 943
1999-95	Bobcat 953C
2002-97	Bobcat 963
2002-99	Bobcat 963G
1990-86	Bobcat 974
1990-86	Bobcat 975
1993-86	Bobcat 980
1989-86	Clark 2000
1994-85	Clark 440B
1994-87	Clark 443B
1993-88	Clark 542B
1993-86	Clark 543B
1990-86	Clark 843
1992-90	Clark 843B
1995-91	Clark 853 / 853H
1996-	Clark 863 / 863H
1994-	Clark 873
All	Crusader Various Models
1985-	Lucas Various Models
1985-	Mando Various Models

12179N

New Alternator - Denso, IR/IF, 12 V, 40



1999-95	Case 1838
2000-97	Case 6010
All	Corniver CT48S
2009-01	Kubota B21TL
2009-01	Kubota B21TLB
2009-05	Kubota B26
1996-	Kubota B7500HSD
2007-04	Kubota B7510DT-F
2007-04	Kubota B7510DTN-R
2007-04	Kubota B7510DT-R
2007-04	Kubota B7510HSD-F
2007-04	Kubota B7510HSD-R
2007-04	Kubota B7610HSD-F
2007-04	Kubota B7610HSD-R
-2005	Kubota F2260-R
1989-	Kubota F2400

YEAR MAKE / MODEL

12179N - continued

-2005	Kubota F2560-E
-2005	Kubota F2560-R
2006	Kubota F2880
2006	Kubota F2880E
-2005	Kubota F3060-R
2006	Kubota F3680
All	Kubota FZ2100
All	Kubota FZ2400
1992-	Kubota KX41
1995-	Kubota KX41-2
2000-	Kubota KX41-2S
2000-	Kubota KX41-2SV
-2005	Kubota KX41-3
1995-	Kubota KX61-2
1995-	Kubota KX61-2S
-2003	Kubota KX71H
1995-	Kubota KX91-2
2000-	Kubota KX91-2S
1986-	Kubota Various

12180N

New Alternator - Denso, IR/IF, 12 V, 35A, CW



1986-	Kubota Various
1989-86	Toyota 5FD-10
1989-86	Toyota 5FD-14
1989-86	Toyota 5FD-15
1989-86	Toyota 5FD-18
1989-86	Toyota 5FD-20
1989-86	Toyota 5FD-23
1989-86	Toyota 5FD-25
1989-86	Toyota 5FDL-10
1989-86	Toyota 5FDL-14
1989-86	Toyota 5FDL-15
1989-86	Toyota 5FDL-18
1989-86	Toyota 5FDL-20
1989-86	Toyota 5FDL-23
1989-86	Toyota 5FDL-25
1988-86	Toyota 5FG-10
1988-86	Toyota 5FG-14
1988-86	Toyota 5FG-15
1988-86	Toyota 5FG-18
1988-86	Toyota 5FG-20
1988-86	Toyota 5FG-23
1988-86	Toyota 5FG-25
1988-86	Toyota 5FG-28
1988-86	Toyota 5FG-30
1989-86	Toyota 5FGL-10
1989-86	Toyota 5FGL-14
1989-86	Toyota 5FGL-15
1989-86	Toyota 5FGL-18
1988-86	Toyota 5FGL-20
1988-86	Toyota 5FGL-23
1988-86	Toyota 5FGL-25

BUYERS GUIDE - ALTERNATORS AND GENERATORS

YEAR MAKE / MODEL

12182N

New Alternator - Denso, IR/IF, 12 V, 40



1989-86 Toyota 5FD-10
 1989-86 Toyota 5FD-14
 1989-86 Toyota 5FD-15
 1989-86 Toyota 5FD-18
 1989-86 Toyota 5FD-20
 1989-86 Toyota 5FD-23
 1989-86 Toyota 5FD-25
 1988-86 Toyota 5FD-28
 1988-86 Toyota 5FD-30
 1988 Toyota 5FG-33
 1988 Toyota 5FG-35
 1988 Toyota 5FG-38
 1988 Toyota 5FG-40
 1988 Toyota 5FG-45

12184N

New Alternator - Denso, IR/IF, 12 V, 55



1994-89 Toyota 5FD-10
 1994-89 Toyota 5FD-14
 1994-89 Toyota 5FD-15
 1994-89 Toyota 5FD-18
 1994-89 Toyota 5FD-20
 1994-89 Toyota 5FD-23
 1994-89 Toyota 5FD-25
 1994-89 Toyota 5FD-28
 1994-89 Toyota 5FD-30
 1994-89 Toyota 5FD-33
 1994-89 Toyota 5FD-35
 1994-89 Toyota 5FD-38
 1994-89 Toyota 5FD-40
 1994-89 Toyota 5FD-45
 1994-89 Toyota 5FDE-35
 1994-89 Toyota 5FG-33
 1994-89 Toyota 5FG-35
 1994-89 Toyota 5FG-38
 1994-89 Toyota 5FG-40
 1994-89 Toyota 5FG-45
 1994-90 Toyota 5FG-50
 1994-90 Toyota 5FG-60
 1994-90 Toyota 5FGE-35
 1994- Toyota 6FD-10
 1994- Toyota 6FD-14
 1994- Toyota 6FD-15
 1994- Toyota 6FD-18
 1994- Toyota 6FD-20
 1994- Toyota 6FD-23

YEAR MAKE / MODEL

12184N - continued

1994- Toyota 6FD-25
 1994- Toyota 6FD-28
 1994- Toyota 6FD-30
 1995- Toyota 6FGCU15
 1995- Toyota 6FGCU18
 1995- Toyota 6FGCU20
 1995- Toyota 6FGCU25
 1995- Toyota 6FGCU30
 1995- Toyota 6FGCU33
 1995- Toyota 6FGCU35
 1995- Toyota 6FGCU40
 1995- Toyota 6FGCU45
 1998- Toyota 7FGCS32
 1998- Toyota 7FGCU15
 1998- Toyota 7FGCU18
 1998- Toyota 7FGCU20
 1998- Toyota 7FGCU25
 1998- Toyota 7FGCU30
 1998- Toyota 7FGCU32
 1998- Toyota 7FGU15
 1998- Toyota 7FGU18
 1998- Toyota 7FGU20
 1998- Toyota 7FGU25
 1998- Toyota 7FGU30
 1998- Toyota 7FGU32
 1998- Toyota 7FGU35

12185N

New Alternator - Denso, IR/IF, 12 V, 50A, CW



1994- Toyota 4SG-10
 1994- Toyota 4SG-12
 1994- Toyota 4SG-15
 1994-89 Toyota 5FD-33
 1994-89 Toyota 5FD-35
 1994-89 Toyota 5FD-38
 1994-89 Toyota 5FD-40
 1994-89 Toyota 5FD-45
 1994-89 Toyota 5FDE-35
 1994-89 Toyota 5FG-10
 1994-89 Toyota 5FG-14
 1994-89 Toyota 5FG-15
 1994-89 Toyota 5FG-18
 1994-89 Toyota 5FG-20
 1994-89 Toyota 5FG-23
 1994-89 Toyota 5FG-25
 1994-89 Toyota 5FG-28
 1994-89 Toyota 5FG-30
 1994-89 Toyota 5FGL-10
 1994-89 Toyota 5FGL-14
 1994-89 Toyota 5FGL-15
 1994-89 Toyota 5FGL-18
 1994-89 Toyota 5FGL-20
 1994-89 Toyota 5FGL-23
 1994-89 Toyota 5FGL-25
 1994- Toyota 6FDL-10
 1994- Toyota 6FDL-14
 1994- Toyota 6FDL-15

BUYERS GUIDE - ALTERNATORS AND GENERATORS

YEAR MAKE / MODEL

12185N - continued

1994-	Toyota 6FDL-18
1994-	Toyota 6FDL-20
1994-	Toyota 6FDL-23
1994-	Toyota 6FDL-25
1994-	Toyota 6FG-10
1994-	Toyota 6FG-14
1994-	Toyota 6FG-15
1994-	Toyota 6FG-18
1994-	Toyota 6FG-20
1994-	Toyota 6FG-23
1994-	Toyota 6FG-25
1994-	Toyota 6FG-28
1994-	Toyota 6FG-30
1994-	Toyota 6FGC-25
1994-	Toyota 6FGL-10
1994-	Toyota 6FGL-14
1994-	Toyota 6FGL-15
1994-	Toyota 6FGL-18
1994-	Toyota 6FGL-20
1994-	Toyota 6FGL-23
1994-	Toyota 6FGL-25

12187N

New Alternator - Denso, IR/IF, 12 V, 35A, CW



1982-71	Lamborghini-Agricultural 603 DT
1992-	Toyota 2FG-7
1992-	Toyota 2FG-9
1992-	Toyota 2FGL-7
1992-	Toyota 2FGL-9
1994-	Toyota 4SG-10
1994-	Toyota 4SG-12
1994-	Toyota 4SG-15
1994-89	Toyota 5FD-10
1994-89	Toyota 5FD-14
1994-89	Toyota 5FD-15
1994-89	Toyota 5FD-18
1994-89	Toyota 5FD-20
1994-89	Toyota 5FD-23
1994-89	Toyota 5FD-25
1994-89	Toyota 5FDL-10
1994-89	Toyota 5FDL-14
1994-89	Toyota 5FDL-15
1994-89	Toyota 5FDL-18
1994-89	Toyota 5FDL-20
1994-89	Toyota 5FDL-23
1994-89	Toyota 5FDL-25
1994-89	Toyota 5FG-10
1994-89	Toyota 5FG-14
1994-89	Toyota 5FG-15
1994-89	Toyota 5FG-18
1994-89	Toyota 5FG-20
1994-89	Toyota 5FG-23
1994-89	Toyota 5FG-25
1994-89	Toyota 5FG-28
1994-89	Toyota 5FG-30
1994-89	Toyota 5FGL-10
1994-89	Toyota 5FGL-14

YEAR MAKE / MODEL

12187N - continued

1994-89	Toyota 5FGL-15
1994-89	Toyota 5FGL-18
1994-89	Toyota 5FGL-20
1994-89	Toyota 5FGL-23
1994-89	Toyota 5FGL-25
1994-	Toyota 6FDL-10
1994-	Toyota 6FDL-14
1994-	Toyota 6FDL-15
1994-	Toyota 6FDL-18
1994-	Toyota 6FDL-20
1994-	Toyota 6FDL-23
1994-	Toyota 6FDL-25
1994-	Toyota 6FG-10
1994-	Toyota 6FG-14
1994-	Toyota 6FG-15
1994-	Toyota 6FG-18
1994-	Toyota 6FG-20
1994-	Toyota 6FG-23
1994-	Toyota 6FG-25
1994-	Toyota 6FG-28
1994-	Toyota 6FG-30
1994-	Toyota 6FGC-25
1994-	Toyota 6FGL-10
1994-	Toyota 6FGL-14
1994-	Toyota 6FGL-15
1994-	Toyota 6FGL-18
1994-	Toyota 6FGL-20
1994-	Toyota 6FGL-23
1994-	Toyota 6FGL-25

12188N




New Alternator - Denso, IR/IF, 12 V, 40A, CW



1998-93 Godwin 4" Diameter Models

All	John Deere 1600
2003-99	John Deere 1620
All	John Deere 3005
All	John Deere 3009
All	John Deere 3011
All	John Deere 3014
2005-	John Deere 317
2005-	John Deere 320
2000-94	John Deere 3215B
All	John Deere 3225B
2009-04	John Deere 3225C
2000-95	John Deere 3235
2000-94	John Deere 3235B
2009-04	John Deere 3235C
2006-04	John Deere 3245C
All	John Deere 3325
1992	John Deere 3365
All	John Deere 4005
2005-02	John Deere 4010
All	John Deere 4019
2005-02	John Deere 4110
1997-93	John Deere 425
1991-84	John Deere 430
1997-93	John Deere 445

BUYERS GUIDE - ALTERNATORS AND GENERATORS

YEAR	MAKE / MODEL	YEAR	MAKE / MODEL
12188N - continued		12190N - continued	
1997-93	John Deere 455	2000-94	Amida LT5000
1996-95	John Deere 455	1999-97	Case 1825B
1995-93	John Deere 655	2001-94	Case 460
1989-87	John Deere 675	All	Corniver CS40P
1994-87	John Deere 675B	All	Corniver CT40P
All	John Deere 7200	2006-99	Ditch Witch HT25
1995-93	John Deere 755	All	Ditch Witch JT520 Driller
1990-86	John Deere 756	All	Grasshopper 928D
1995	John Deere 855	All	Gravely PM460
1990-86	John Deere 856	-2005	Kubota G2160
1995-90	John Deere 955	-2005	Kubota G2160-R48S
All	John Deere 997	-2005	Kubota G2460G
1992-	John Deere F1145	1989-	Kubota R310
1993-	John Deere F925	-2003	Kubota TG1860
1990-	John Deere F935	-2003	Kubota TG1860G
All	John Deere Gator 6 x 4	1988-	Kubota Various
All	John Deere Gator HPX		
2011-10	John Deere Gator TH 6x4		
All	John Deere Gator XUV 850D 4x4		
All	John Deere M-Gator A1 Military		
All	John Deere Trail Gator 6 x 4		
All	John Deere X495		
All	John Deere X595 4WD		
All	John Deere X740		
All	John Deere X744		
All	John Deere X748		
All	John Deere X748SE		
All	John Deere X749		
1988-	Yanmar Various Models		
12189N		12195N	
New Alternator - Denso, IR/IF, 12 V, 40		New Alternator - Denso, IR/IF, 12 V, 140A, CW	
			
2006-00	Agco ST45	2000-99	John Deere 4700
1998-95	Ford 1220	2004-01	John Deere 4710
1992-87	Ishikawajima Various Models	1993-	John Deere 7600
1986-	Kubota Various	2003-96	John Deere 7610
1998-95	New Holland 1220	1993-	John Deere 7700
2000-	New Holland MC22	2001-96	John Deere 7710
2005-99	New Holland TC21D	1995-93	John Deere 7800
2002-	New Holland TC24D	2001-96	John Deere 7810
1991	Thermo King UMD	1994-	John Deere 8100
		1997-	John Deere 8100T
		2001-99	John Deere 8110
		2001-99	John Deere 8110T
		1994-	John Deere 8200
		1997-	John Deere 8200T
		2001-99	John Deere 8210
		2001-99	John Deere 8210T
		1994-	John Deere 8300
		1997-	John Deere 8300T
		2001-99	John Deere 8310
		2001-99	John Deere 8310T
		1994-	John Deere 8400
		1997-	John Deere 8400T
		2001-99	John Deere 8410
		2001-99	John Deere 8410T
		1997-	John Deere 9100
		All	John Deere 9120
		1997-	John Deere 9200
		2007-01	John Deere 9220
		1997-	John Deere 9300
		1997-	John Deere 9300T
		2007-01	John Deere 9320
		2007-01	John Deere 9320T
		1997-	John Deere 9400
		1997-	John Deere 9400T
		2007-01	John Deere 9420
		2007-01	John Deere 9420T
		2007-01	John Deere 9520
		2007-01	John Deere 9520T
12190N			
New Alternator - Denso, IR/IF, 12 V, 30A, CW			
			
All	Allmand Nite-Light Pro		
All	Allmand TLB 425		
2000-94	Amida AL4000		

BUYERS GUIDE - ALTERNATORS AND GENERATORS

YEAR MAKE / MODEL

12196N

New Alternator - Denso, IR/IF, 12 V, 45A, CW



1992- Gehl SL4625SX
 1989- Kubota R410
 1991- Kubota Various
 1992-87 Red D Arc 300
 1993-87 Scat Trak 1300C

12198N

New Alternator - Denso, IR/IF, 12 V, 40A, CW



1996-90 Kubota L2650DT
 1993-91 Kubota L2650F
 1993-91 Kubota L2650GST
 1993-91 Kubota L2950DT
 1993-91 Kubota L2950DTGST
 1993-91 Kubota L2950F
 1993-91 Kubota L2950GST
 1993-90 Kubota L3450DTGST
 1993-91 Kubota L3450F
 1993-90 Kubota L3450GST
 1993-91 Kubota L3650DT
 1993-91 Kubota L3650DTGST
 1993-90 Kubota L3650DTW
 1993-91 Kubota L3650F
 1993-90 Kubota L3650GST
 1993-90 Kubota L3650T
 2003-97 Red D Arc D300K

12199N

New Alternator - Denso, IR/IF, 12 V, 40



2001-93 Case Maxi-Sneaker
 1991- Gehl SL3825
 1996-88 Kubota B1550DT
 1996-88 Kubota B1550DTEX
 1997-88 Kubota B1550HSD
 1997-88 Kubota B1550HSDT
 1996-88 Kubota B1550HSE

YEAR MAKE / MODEL

12199N - continued

1996-88 Kubota B1750DT
 1996-88 Kubota B1750E
 1996-88 Kubota B1750HSD
 1996-88 Kubota B1750HSDT
 1996-88 Kubota B1750HSE
 1996-88 Kubota B2150DT
 1996-88 Kubota B2150DTB
 1996-88 Kubota B2150E
 1998-88 Kubota B2150HSD
 1998-88 Kubota B2150HSDT
 1998-88 Kubota B2150HSDTDB
 1996-88 Kubota B2150HSE
 1998-95 Kubota B2400HST-D
 1998-95 Kubota B2410HSD
 1995- Kubota KX121-2
 2000- Kubota KX121-2S
 1995- Kubota KX161-2
 2000- Kubota KX161-2S
 1998-94 Kubota L2900DT
 1998-94 Kubota L2900DTGST
 1998-94 Kubota L2900F
 1998-94 Kubota L2900GST
 2002-98 Kubota L3010DT
 2002-98 Kubota L3010F
 2002-98 Kubota L3010GST
 2002-98 Kubota L3010HST
 1998-94 Kubota L3300DT
 1998-94 Kubota L3300DTGST
 1998-94 Kubota L3300F
 1998-94 Kubota L3300GST
 2002-98 Kubota L3410DT
 2002-98 Kubota L3410GST
 2002-98 Kubota L3410HST
 1996- Kubota L35TL
 1996- Kubota L35TLB
 1998-94 Kubota L3600DT
 2002-98 Kubota L3710GST
 2002-98 Kubota L3710HST
 1998-94 Kubota L4200DT
 1998-94 Kubota L4200GSTCA
 2002-98 Kubota L4310DT
 2002-98 Kubota L4310F
 2002-98 Kubota L4310GST
 2002-98 Kubota L4310HST
 2002-01 Kubota L4610GST
 2002-01 Kubota L4610HST
 2009-96 Kubota L48TL
 2009-96 Kubota L48TLB
 All Thomas Equipment 175
 2002-00 Thomas Equipment T153
 2002-00 Thomas Equipment T153S
 1998-89 Thomas Equipment T84
 2004-01 Toro Groundsmaster 228D
 2009-05 Toro Groundsmaster 3280-D
 2009-01 Toro Groundsmaster 328D
 2009-00 Toro Groundsmaster 3500-D
 2009-07 Toro Groundsmaster 7200
 2009-07 Toro Groundsmaster 7210
 2009-99 Toro Reelmaster 3100-D
 2006-98 Toro Reelmaster 5200-D
 2009-06 Toro Reelmaster 5210
 2006-98 Toro Reelmaster 5400-D
 2009-06 Toro Reelmaster 5410
 2006-00 Toro Reelmaster 5500-D
 2009-06 Toro Reelmaster 5510
 2009-06 Toro Reelmaster 5610
 2009-97 Toro Reelmaster 6500-D
 2009-00 Toro Reelmaster 6700-D

BUYERS GUIDE - ALTERNATORS AND GENERATORS

YEAR	MAKE / MODEL
12199N - <i>continued</i>	
2009-08	Toro Z580-D Z Master
2007-06	Toro Z593-D Z Master
2007	Toro Z595-D Z Master

12200N


New Alternator - Denso, IR/IF, 12 V, 45A, CW



1986-	Kubota F2803
1997-91	Kubota L4350DT
1997-91	Kubota L4350HDT
1997-91	Kubota L4350MDT
1997-91	Kubota L4850HDT
1997-91	Kubota L5450DT
1997-91	Kubota L5450HDT
1990-	Kubota R510
1995-	Kubota R520BU-1A
1991-	Kubota Various
1998-95	Thomas Equipment T133S
1999-89	Thomas Equipment T173
1994-89	Thomas Equipment T183
1994-89	Thomas Equipment T203

12202N

New Alternator - Denso, IR/IF, 12 V, 45A, CW



2006	Ausa C150H
2006	Ausa C150Hx4
2003-02	Bobcat B200
1992-	Kubota Various
All	Steiner 230

12204N

New Alternator - Denso, IR/IF, 12 V, 45A, CW



1998-92	Kubota M7580DT
1998-91	Kubota M8580DT
1998-91	Kubota M8580DTC
1993-92	Kubota M8580DTM

YEAR	MAKE / MODEL
------	--------------

12210N

New Alternator - Denso, IR/IF, 24 V, 20



1988-86	Toyota 5FD-20
1988-86	Toyota 5FD-23
1988-86	Toyota 5FD-25
1988-86	Toyota 5FD-28
1988-86	Toyota 5FD-30
1988	Toyota 5FD-33
1988	Toyota 5FD-35
1988	Toyota 5FD-38
1988	Toyota 5FD-40
1988	Toyota 5FD-45

12223N

New Alternator - Bosch IR/EF, 37 Amp/12 Volt, CW, Neg. Grd., w/o Pulley



1999-	Thermo King SB-190
1999-	Thermo King SB-200
2007-99	Thermo King SB-200 30
2007-99	Thermo King SB-200 50
1999-	Thermo King SB-210
1999-	Thermo King SB-300
2007-99	Thermo King SB-300 30
1999-	Thermo King SB-310
1991-	Thermo King SB-II
1991-	Thermo King SB-II MAX
2007-91	Thermo King SB-II SR
2003-90	Thermo King SB-III
2003-91	Thermo King SB-III 30
2003-91	Thermo King SB-III 30 MAX TC
2005-93	Thermo King SB-III 30 SR +
2003-91	Thermo King SB-III 30 TC
2003-91	Thermo King SB-III 50
2003-91	Thermo King SB-III 50 MAX TC
2003-91	Thermo King SB-III MAX
2005-93	Thermo King SB-III SR
2005-93	Thermo King SB-III SR MP IV+
2005-93	Thermo King SB-III SR TG VI
2005-93	Thermo King SB-III SR+
2007-99	Thermo King SB-III SR+ Whisper Edition
1991-	Thermo King SDZ
1991-	Thermo King Sentry
1996-	Thermo King SL100
2002-	Thermo King SL100e
1996-	Thermo King SL200
2002-	Thermo King SL200e
1996-	Thermo King SL300
1996-	Thermo King SL400
2002-	Thermo King SL400 SR2

BUYERS GUIDE - ALTERNATORS AND GENERATORS

YEAR MAKE / MODEL

12223N - continued

2002-	Thermo King SL400e
1991-	Thermo King SMX II
1991-	Thermo King SMX SR
1991-	Thermo King Super II
2003-91	Thermo King Super II 30 / MAX
2005-93	Thermo King Super II 30 TCI Multi-Temp
2005-93	Thermo King Super II 30TCI-3 Multi-Temp
2003-91	Thermo King Super II 50 MAX
2006-91	Thermo King Super II SR
2005-91	Thermo King Super II TC
2007-00	Westerbeke 10.0 BTDA
2007-02	Westerbeke 10.4 BTDA
2007-00	Westerbeke 12.0 BTDC
2007-00	Westerbeke 12.5 BTDB
2007-02	Westerbeke 12.6 BTDA
2007-00	Westerbeke 15.0 BTDC
2007-00	Westerbeke 6.0 BTDA
2007-00	Westerbeke 7.5 BTDA
2007-00	Westerbeke 8.0 BTDA
2007-00	Westerbeke 9.4 BTDB

12231N

New Alternator - Mitsubishi, IR/IF, 12 V, 40A, CW



1997-95	Cub Cadet 7192
1997-96	Cub Cadet 7193
1997-95	Cub Cadet 7194
1997-95	Cub Cadet 7195
1997-95	Cub Cadet 7232
1997-96	Cub Cadet 7233
1997-95	Cub Cadet 7234
1997-95	Cub Cadet 7235
1997-95	Cub Cadet 7272
1997-96	Cub Cadet 7273
1997-95	Cub Cadet 7274
1997-95	Cub Cadet 7275
2003-98	Cub Cadet 7300
2003-98	Cub Cadet 7305
All	Mitsubishi FG40-G
All	Mitsubishi FG40-G2
All	Mitsubishi FG40-LP
All	Mitsubishi FG40-LP2
All	Mitsubishi FG40-LPS
1987-	Mitsubishi K3
1987-	Mitsubishi K4E
All	Mitsubishi K4M
1987-	Mitsubishi L3
All	Mitsubishi L3C
All	Mitsubishi L3E
All	Sole Diesel Mini-11
All	Sole Diesel Mini-17
All	Sole Diesel Mini-26
All	Sole Diesel Mini-29
All	Sole Diesel Mini-48
1991-88	Toro Groundsmaster 220D
1997-92	Toro Groundsmaster 223D
1996-89	Toro Groundsmaster 224
1992-90	Toro Reelmaster 223-D

YEAR MAKE / MODEL

12231N - continued

1998-92	Toro Reelmaster 5100-D
1998-93	Toro Workman 3300-D
1998-94	Toro Workman 4300-D
All	Vetus M 2.04
All	Vetus M 2.06
All	Vetus M 2.C5
All	Vetus M 2.D5

12251N-1G


New Alternator - Nikko, IR/EF, 24 V, 25A, CW



1991-86	Komatsu GD200
1991-86	Komatsu GD300
1997-86	Komatsu PC100
1997-86	Komatsu PC120
1997-86	Komatsu PC200
1995-88	Komatsu PC220
1997-95	Komatsu PC60B
1995-91	Komatsu PF3W
1995-91	Komatsu PF5
1995-91	Komatsu PW200
1990-86	Komatsu WA40
1994-91	Komatsu WA50
2002-97	MQ DCA-125SSJU

12252N

New Alternator - Nikko, IR/EF, 24 V, 30



2006-00	Komatsu D31E-20
2006-00	Komatsu D37E-5
2006-00	Komatsu EG125BS-2
2006-00	Komatsu EG90BS-1
2006-00	Komatsu PC100E-6
2006-00	Komatsu PC120E-6
2006-00	Komatsu PC128UUE-1
2006-00	Komatsu PC138USE-1
2006-00	Komatsu PC158USE-2
2007-92	Komatsu PC200-5
2006-00	Komatsu PC200-6
2006-00	Komatsu PC220-6
2006-00	Komatsu PC60E-7
2006-00	Komatsu PC75-UUE-2
2006-00	Komatsu PC75-UUE-3
2006-00	Komatsu PW128E-1
2006-00	Komatsu PW128UUE-1
2006-00	Komatsu WA100E-3
2006-00	Komatsu WA80E-3

BUYERS GUIDE - ALTERNATORS AND GENERATORS

YEAR MAKE / MODEL

YEAR MAKE / MODEL

12259N

New Alternator - Nikko, IR/EF, 24 V, 34A, CW

**PHOTOGRAPH
NOT AVAILABLE
AT THIS TIME**

1994 Komatsu D65E
1998- Komatsu PC130
1997-95 Komatsu PC400
1998- Komatsu WA320

12260N

New Alternator - Nikko, IR/EF, 24 V, 25A, CW



1985-84 Komatsu PC200
1987-84 Komatsu PC220

12267N

New Alternator - Nikko, IR/EF, 24 V, 25A, CW



2001-96 MQ DCA-60SSI
1985- TCM Equipment FD35Z
1985- TCM Equipment FD38Z
1985- TCM Equipment FD40Z
1985- TCM Equipment FD45Z
1985- TCM Equipment FD50Z
1985- TCM Equipment FD60Z
1985- TCM Equipment FD70Z

12275N

New Alternator - Hitachi, IR/EF, 12 V, 55A, CW



1989-85 Mustang 552
1996-88 Mustang 960

12288N

New Alternator - Hitachi, IR/EF, 12 V, 35A, CW



1996-89 Mustang 920
1989-88 Mustang 930
1996-89 Mustang 930A
1996-88 Mustang 940
1992-84 Yanmar 2T72HL

12294N

New Alternator - Bosch, IR/IF, 24 V, 55A, BI



1986- KHD Various Equipment

12295N

New Alternator - Bosch, IR/EF, 24 V, 45



1993-88 Atlas Copco AX430

12302N

New Alternator - Valeo, IR/EF, 12 V, 60A, CW



All Deutz All Models

12303




Reman Alternator - Mitsubishi, IR/IF, 12 V, 65

**PHOTOGRAPH
NOT AVAILABLE
AT THIS TIME**

BUYERS GUIDE - ALTERNATORS AND GENERATORS

YEAR	MAKE / MODEL	YEAR	MAKE / MODEL
12303 - continued		12303 - continued	
1997-92	Caterpillar GC15	1986-	Mitsubishi FG-25T
1997-92	Caterpillar GC18	1986-	Mitsubishi FG-30
1997-92	Caterpillar GC20	1986-	Mitsubishi FG-30B-G
1997-92	Caterpillar GC25	1986-	Mitsubishi FG-30B-GLP
1997-92	Caterpillar GC30	1986-	Mitsubishi FG-30B-GS
1997-94	Caterpillar GP15	1986-	Mitsubishi FG-30B-LP
All	Caterpillar GP18	1986-	Mitsubishi FG-30B-LPS
All	Caterpillar GP20	1986-	Mitsubishi FG-30G
All	Caterpillar GP25	1986-	Mitsubishi FG-30G-LP
All	Caterpillar GP30	1986-	Mitsubishi FG-30-GS
2000-95	Clark CGC20	1986-	Mitsubishi FG-30-LP
2000-95	Clark CGC25	1986-	Mitsubishi FG-30-LPS
2000-95	Clark CGC30	1986-	Mitsubishi FG-30T
2000-95	Clark CGC32	1986-	Mitsubishi FG-35
2000-95	Clark CGP20	1986-	Mitsubishi FG-35A
2000-95	Clark CGP25	1986-	Mitsubishi FG-35AB-G
2000-95	Clark CGP30	1986-	Mitsubishi FG-35AB-GLP
1979-	Mitsubishi FG-10	1986-	Mitsubishi FG-35AB-LP
1979-	Mitsubishi FG-14	1986-	Mitsubishi FG-35A-G
1979-	Mitsubishi FG-15	1986-	Mitsubishi FG-35A-LP
1979-	Mitsubishi FG-15B-G	1986-	Mitsubishi FG-35A-LPS
1979-	Mitsubishi FG-15B-GLP	1986-	Mitsubishi FG-35AT
1979-	Mitsubishi FG-15B-LP	1986-	Mitsubishi FG-35-G
1979-	Mitsubishi FG-15B-LPS	1986-	Mitsubishi FG-35-G-2
1979-	Mitsubishi FG-15G	1986-	Mitsubishi FG-35-LP
1979-	Mitsubishi FG-15G-LP	1986-	Mitsubishi FG-35-LP2
1979-	Mitsubishi FG-15G-LPS	1986-	Mitsubishi FG-35-LPS
1979-	Mitsubishi FG-15T	1979-	Mitsubishi FGC-10
1979-	Mitsubishi FG-18B-G	1979-	Mitsubishi FGC-10-G
1979-	Mitsubishi FG-18B-GLP	1979-	Mitsubishi FGC-10-GS
1979-	Mitsubishi FG-18B-LP	1979-	Mitsubishi FGC-10-LP
1979-	Mitsubishi FG-18B-LPS	1979-	Mitsubishi FGC-10-LPS
1979-	Mitsubishi FG-18G	1979-	Mitsubishi FGC-15
1979-	Mitsubishi FG-18GS	1979-	Mitsubishi FGC-15B-G
1979-	Mitsubishi FG-18LP	1979-	Mitsubishi FGC-15B-GLP
1979-	Mitsubishi FG-18LPS	1979-	Mitsubishi FGC-15B-GS
1979-	Mitsubishi FG-18T	1979-	Mitsubishi FGC-15B-LP
1986-	Mitsubishi FG-20	1979-	Mitsubishi FGC-15B-LPS
1986-	Mitsubishi FG-20B-G	1979-	Mitsubishi FGC-15G
1986-	Mitsubishi FG-20B-G-HP	1979-	Mitsubishi FGC-15G-LP
1986-	Mitsubishi FG-20B-GLP	1979-	Mitsubishi FGC-15GS
1986-	Mitsubishi FG-20B-GLP-HP	1979-	Mitsubishi FGC-15-LP
1986-	Mitsubishi FG-20B-GS	1979-	Mitsubishi FGC-15-LPS
1986-	Mitsubishi FG-20B-LP	1979-	Mitsubishi FGC-15T-LP
1986-	Mitsubishi FG-20B-LP-HP	1979-	Mitsubishi FGC-18
1986-	Mitsubishi FG-20B-LPS	1979-	Mitsubishi FGC-18B-G
1986-	Mitsubishi FG-20G	1979-	Mitsubishi FGC-18B-GLP
1986-	Mitsubishi FG-20GS	1979-	Mitsubishi FGC-18B-LP
1986-	Mitsubishi FG-20HP	1979-	Mitsubishi FGC-18B-LPS
1986-	Mitsubishi FG-20LP	1986-	Mitsubishi FGC-20
1986-	Mitsubishi FG-20LPS	1986-	Mitsubishi FGC-20B
1986-	Mitsubishi FG-20T	1986-	Mitsubishi FGC-20B-G
1986-	Mitsubishi FG-25	1986-	Mitsubishi FGC-20B-G-HP
1986-	Mitsubishi FG-25B-G	1986-	Mitsubishi FGC-20B-GLP
1986-	Mitsubishi FG-25B-G-HP	1986-	Mitsubishi FGC-20B-GLP-HP
1986-	Mitsubishi FG-25B-GLP	1986-	Mitsubishi FGC-20B-LP
1986-	Mitsubishi FG-25B-GLP-HP	1986-	Mitsubishi FGC-20B-LP-HP
1986-	Mitsubishi FG-25B-GS	1986-	Mitsubishi FGC-20B-LPS
1986-	Mitsubishi FG-25B-LP	1986-	Mitsubishi FGC-20B-LPS-HP
1986-	Mitsubishi FG-25B-LP-HP	1986-	Mitsubishi FGC-20-GLP
1986-	Mitsubishi FG-25B-LPS	1986-	Mitsubishi FGC-20-HP
1986-	Mitsubishi FG-25B-LPS-HP	1986-	Mitsubishi FGC-20-LP
1986-	Mitsubishi FG-25G	1986-	Mitsubishi FGC-20-LPS
1986-	Mitsubishi FG-25GLP	1986-	Mitsubishi FGC-20T-LP
1986-	Mitsubishi FG-25GS	1986-	Mitsubishi FGC-25
1986-	Mitsubishi FG-25HP	1986-	Mitsubishi FGC-25B-G
1986-	Mitsubishi FG-25LP	1986-	Mitsubishi FGC-25B-G-HP
1986-	Mitsubishi FG-25LPS	1986-	Mitsubishi FGC-25B-GLP

BUYERS GUIDE - ALTERNATORS AND GENERATORS

YEAR	MAKE / MODEL	YEAR	MAKE / MODEL
12303 - continued		12309N - continued	
1986-	Mitsubishi FGC-25B-GLP-HP	All	Mitsubishi FD-30T
1986-	Mitsubishi FGC-25B-GS	All	Mitsubishi FD-35A
1986-	Mitsubishi FGC-25B-LP	All	Mitsubishi FD-35AB-D
1986-	Mitsubishi FGC-25B-LP-HP	All	Mitsubishi FD-35A-D
1986-	Mitsubishi FGC-25B-LPS	All	Mitsubishi FD-35AT
1986-	Mitsubishi FGC-25B-LPS-HP	All	Mitsubishi FDC-20-D
1986-	Mitsubishi FGC-25G	All	Mitsubishi FDC-25-D
1986-	Mitsubishi FGC-25G-LP		
1986-	Mitsubishi FGC-25GS		
1986-	Mitsubishi FGC-25HP		
1986-	Mitsubishi FGC-25-LP		
1986-	Mitsubishi FGC-25-LPS		
1986-	Mitsubishi FGC-25T		
1986-	Mitsubishi FGC-25T-LP		
1986-	Mitsubishi FGC-30		
1986-	Mitsubishi FGC-30B-G		
1986-	Mitsubishi FGC-30B-GLP		
1986-	Mitsubishi FGC-30B-LP		
1986-	Mitsubishi FGC-30B-LPS		
1986-	Mitsubishi FGC-30G		
1986-	Mitsubishi FGC-30G-LP		
1986-	Mitsubishi FGC-30GS		
1986-	Mitsubishi FGC-30-LP		
1986-	Mitsubishi FGC-30-LPS		
1986-	Mitsubishi FGC-30T		
1986-	Mitsubishi FGC-30T-LP		
1979-	Mitsubishi KFG-18		
1986-	Mitsubishi KFG-20		
12308N		12311N	
New Alternator - Mitsubishi, IR/EF, 24 V, 30A, CW		New Alternator - Mitsubishi, IR/IF, 12 V, 50A, CW	
PHOTOGRAPH NOT AVAILABLE AT THIS TIME			
1993-88	Kobelco SK200LS	1997-92	Caterpillar GC15
1985-	Mitsubishi 6D1	1997-92	Caterpillar GC18
1985-	Mitsubishi 6D2	1997-92	Caterpillar GC20
1986-	Mitsubishi 6D31	1997-92	Caterpillar GC25
		1997-92	Caterpillar GC30
		1997-94	Caterpillar GP15
		All	Caterpillar GP18
		All	Caterpillar GP20
		All	Caterpillar GP25
		All	Caterpillar GP30
		2000-95	Clark CGC20
		2000-95	Clark CGC25
		2000-95	Clark CGC30
		2000-95	Clark CGC32
		2000-95	Clark CGP20
		2000-95	Clark CGP25
		2000-95	Clark CGP30
12309N		12323N	
New Alternator - Mitsubishi, IR/EF, 24 V, 20A, CW		New Alternator - Hitachi, IR/EF, 24 V, 20A, CW	
PHOTOGRAPH NOT AVAILABLE AT THIS TIME			
All	Mitsubishi FD-10	1982-	Isuzu Misc. Industrial Equipment
All	Mitsubishi FD-14		
All	Mitsubishi FD-15		
All	Mitsubishi FD-15T		
All	Mitsubishi FD-20		
All	Mitsubishi FD-20B-D		
All	Mitsubishi FD-20B-DS		
All	Mitsubishi FD-20D		
All	Mitsubishi FD-25		
All	Mitsubishi FD-25B-D		
All	Mitsubishi FD-25B-DS		
All	Mitsubishi FD-25D		
All	Mitsubishi FD-25DS		
All	Mitsubishi FD-25T		
All	Mitsubishi FD-30		
All	Mitsubishi FD-30B-D		
All	Mitsubishi FD-30B-DS		
All	Mitsubishi FD-30D		
All	Mitsubishi FD-30DS		
		12324N	
		New Alternator - Hitachi, IR/EF, 24 V, 25A, CW	
			
		1989-	Nissan F03

BUYERS GUIDE - ALTERNATORS AND GENERATORS

YEAR MAKE / MODEL

12329N

New Alternator - Hitachi, ER/EF, 24 V, 25

**PHOTOGRAPH
NOT AVAILABLE
AT THIS TIME**

1996-86 Isuzu FVM Models
1996-86 Isuzu FVR Models
1996-86 Isuzu FVZ Models

12346N

New Alternator - Denso, IR/IF, 12 V, 55A, CW



1996- Caterpillar 416C
1996- Caterpillar 426C
1996- Caterpillar 436C
2003-98 Caterpillar 908
1995-93 Caterpillar D4C

12350N

New Alternator - Denso, IR/EF, 24 V, 65

**PHOTOGRAPH
NOT AVAILABLE
AT THIS TIME**

2003-96 Caterpillar D7H

12353N

New Alternator - Denso, IR, 24 V, 40

**PHOTOGRAPH
NOT AVAILABLE
AT THIS TIME**

All John Deere 5403
2000-98 John Deere 5410
All John Deere 5415
All John Deere 5415 Narrow
All John Deere 5415H
2004-01 John Deere 5420
All John Deere 5420N
2000-98 John Deere 5510
All John Deere 5510N
All John Deere 5515
All John Deere 5515F&V
2004-01 John Deere 5520
All John Deere 5520N
All John Deere 5615
All John Deere 5615F&V
All John Deere 5715
All John Deere 5715HC

YEAR MAKE / MODEL

12356N

New Alternator - Denso, IR/IF, 12 V, 40A, CW



2005- Case CX27B
All John Deere 110 TLB
All John Deere 27D
All John Deere 3032E
All John Deere 3038E
All John Deere 3120
2009-05 John Deere 3320
2005 John Deere 3520
2005 John Deere 3720
All John Deere 4105
1999- John Deere 4200
2005-02 John Deere 4210
1999- John Deere 4300
2004-02 John Deere 4310
1999- John Deere 4400
2004-02 John Deere 4410
1999- John Deere 4500
2004-02 John Deere 4510
1999- John Deere 4600
2004-02 John Deere 4610
2000- John Deere 4700
2004-02 John Deere 4710
2008- New Holland E27B

12357N

New Alternator - Denso, IR/IF, 12 V, 50A, CW



1998- Toyota 7FGU15
1998- Toyota 7FGU18
1998- Toyota 7FGU20
1998- Toyota 7FGU25
1998- Toyota 7FGU30
1998- Toyota 7FGU32
1998- Toyota 7FGU35


BUYERS GUIDE - ALTERNATORS AND GENERATORS

YEAR MAKE / MODEL

YEAR MAKE / MODEL

12360N

New Alternator - Nikko, IR/EF, 24 V, 30A, CW



1991- Isuzu Misc. Industrial Equipment

12363N

New Alternator - Mitsubishi, IR/IF, 12 V, 45A, CW



2005-98 Kubota M6800
 2004-98 Kubota M6800DT
 2005-01 Kubota M6800HD-F
 2005-98 Kubota M6800S
 2004-99 Kubota M6800SC
 2004-00 Kubota M6800SDC
 2005-98 Kubota M6800SD-F
 2005-98 Kubota M6800SDT
 2005-98 Kubota M6800S-F
 2005-98 Kubota M8200
 2005-98 Kubota M8200C
 2005-98 Kubota M8200CCS
 2005-99 Kubota M8200DTC
 2005-98 Kubota M8200DT-F
 2004-98 Kubota M8200F
 2005-00 Kubota M8200SDNB
 2005-00 Kubota M8200SDNBC
 2005-00 Kubota M8200SDNBF
 2009-99 Kubota M9000
 2009-99 Kubota M9000C
 2009-99 Kubota M9000DTC
 2009-00 Kubota M9000DTCCS
 2009-99 Kubota M9000DT-F
 2009-99 Kubota M9000DTL
 2009-99 Kubota M9000DTL-F
 2009-00 Kubota M9000DTM
 2009-01 Kubota M9000DTMC
 2009-01 Kubota M9000DTMCW
 2009-01 Kubota M9000DTMW
 2009-99 Kubota M9000F

12365N

New Alternator - Lucas, IR/EF, 12 V, 72A, CW



2006-92 Perkins Various Models

12370N

New Alternator - Bosch / Iskra, IR/IF, 12 V, 120




2009-06 John Deere 5620
 All John Deere 5720
 All John Deere 5820
 All John Deere 6010
 2001-98 John Deere 6110
 2005-02 John Deere 6120
 2001-98 John Deere 6210
 2005-02 John Deere 6220
 2001-98 John Deere 6310
 All John Deere 6310S
 2005-02 John Deere 6320
 All John Deere 6320L
 2001-98 John Deere 6410
 All John Deere 6410S
 2005-02 John Deere 6420
 All John Deere 6420L
 2001-98 John Deere 6510
 All John Deere 6510S
 All John Deere 6520
 All John Deere 6520L
 1995-92 John Deere 6610
 2005-02 John Deere 6620
 1997-92 John Deere 6810
 2005-02 John Deere 6820
 1997-92 John Deere 6910
 2005-02 John Deere 6920
 2006-02 John Deere 7220
 2006-02 John Deere 7320
 1994- John Deere 7420
 1994- John Deere 7520

BUYERS GUIDE - ALTERNATORS AND GENERATORS

YEAR MAKE / MODEL

12373N

New Alternator - Bosch, IR/EF, 12 V, 120A, CW



2009-04	Case 3150 Patriot
2009-04	Case 3185 Patriot
2002-99	Case SPX3150 Patriot
2004-99	Case SPX3185 Patriot
2004-01	Case SPX3200
2002-01	Case SPX3200 Patriot
2001-01	Case SPX3200B Patriot
2009-04	Case SPX3310
All	John Deere 1170
All	John Deere 1450
All	John Deere 1450 CWS
All	John Deere 1550
All	John Deere 1550 CWS
All	John Deere 360D
All	John Deere 4039
All	John Deere 4039DFM
All	John Deere 4045
All	John Deere 4045DFM50
2007-04	John Deere 4045DFM70
All	John Deere 4045TFM
All	John Deere 4045TFM50
2007-04	John Deere 4045TFM75
All	John Deere 460D
2001-96	John Deere 4890
2005-01	John Deere 4895
2002-99	John Deere 4990
2009-02	John Deere 4995
All	John Deere 530B Log Loader
All	John Deere 535 Log Loader
All	John Deere 6059
All	John Deere 6068
All	John Deere 6068DFM
2007-04	John Deere 6068SFM50
All	John Deere 6068TFM
All	John Deere 6068TFM50
2007-04	John Deere 6068TFM75
2007-04	John Deere 6068TFM76
All	John Deere 6076AFM
All	John Deere 6076AFM30
All	John Deere 6101
All	John Deere 640H
All	John Deere 648H
All	John Deere 6700
All	John Deere 7455
All	John Deere 748H
All	John Deere 848H
All	John Deere 9540
All	John Deere 9560
All	John Deere 9560SH
All	John Deere 9580
All	John Deere 9640
All	John Deere 9660
2004-03	John Deere 9660 CTS
2004-03	John Deere 9660 STS
All	John Deere 9680
2004-03	John Deere 9760 STS

YEAR MAKE / MODEL

12373N - continued

All	John Deere 9935
All	John Deere 9970
All	John Deere 9976
All	John Deere 9986
All	John Deere 9996
All	John Deere T660
All	John Deere T670
2004-98	New Holland HW300
2004-98	New Holland HW320
2004-98	Timrick 2750
2002-97	Willmar Xplorer 6200
2002-97	Willmar Xplorer 6400

12379N

New Alternator - Bosch, IR/IF, 12 V, 90A, CW



2009-06	John Deere 5620
All	John Deere 5720
All	John Deere 5820
All	John Deere 6010
All	John Deere 6020
2001-98	John Deere 6110
All	John Deere 6110L
2005-02	John Deere 6120
All	John Deere 6120L
All	John Deere 6205
2001-98	John Deere 6210
All	John Deere 6210L
2005-02	John Deere 6215
2005-02	John Deere 6220
All	John Deere 6220L
2001-98	John Deere 6310
All	John Deere 6310L
All	John Deere 6310S
2005-02	John Deere 6320
All	John Deere 6320L
2001-98	John Deere 6405
2001-98	John Deere 6410
All	John Deere 6410L
All	John Deere 6410S
2005-02	John Deere 6415
2005-02	John Deere 6420
All	John Deere 6420L
All	John Deere 6505
2001-98	John Deere 6510
All	John Deere 6510L
All	John Deere 6510S
All	John Deere 6515
2005-02	John Deere 6520
All	John Deere 6520L
1995-92	John Deere 6610
2005-02	John Deere 6615
2005-02	John Deere 6620
2005-02	John Deere 6715
1997-92	John Deere 6810
2005-02	John Deere 6820
1997-92	John Deere 6910
2005-02	John Deere 6920

BUYERS GUIDE - ALTERNATORS AND GENERATORS

YEAR MAKE / MODEL

12379N - continued

1994- John Deere 7420
1994- John Deere 7520

12381N

New Alternator - Bosch, IR/IF, 12 V, 150A, CW



2006-02 John Deere 7220
2006-02 John Deere 7320

12388N

New Alternator - Bosch IR/EF, 100 Amp/24 Volt, CW



2006-97 John Deere 350D Series II
2006-97 John Deere 400D Series II
2008-03 Valtra Valmet 540T

12390N

New Alternator - Mando, IR/IF, 12 V, 90A, CW



2003-02 Bobcat S185
2003-02 Bobcat S250
1999 Bobcat T200

12429N

New Alternator - Lucas, A127, IR/EF, 12 V, 70A, CW



1997-94 Ford 5640SL
1997-94 Ford 6640SL
1997-94 Ford 7740SL

YEAR MAKE / MODEL

12429N - continued

1997-94 Ford 7840SL
1998-96 Ford 8160
1997-94 Ford 8240SL
1997-96 Ford 8260
1997-94 Ford 8340SL
1998-97 Ford 8360
1998-97 Ford 8560

12445N

New Alternator - Bosch, IR/IF, 12 V, 70A, CW



2004- John Deere 244J
2004- John Deere 304J
2007- John Deere 313
2007- John Deere 315
2004-00 John Deere 325 Skid Steer Loader
2005- John Deere 328
2009-04 John Deere 4120
2009-04 John Deere 4320
2009-04 John Deere 4520
2009-04 John Deere 4720
2008- John Deere 5065M
2008- John Deere 5075M
2008- John Deere 5085M
2008- John Deere 5095M
2008- John Deere 5095MH
2008- John Deere 5101EN
All John Deere 5105M
2008- John Deere 5105M
2009-04 John Deere 5225
2009-04 John Deere 5325
All John Deere 5325N
2009-04 John Deere 5425
All John Deere 5425N
2009-04 John Deere 5525
All John Deere 5525N
All John Deere 6100D
All John Deere 6110D
All John Deere 6115D
All John Deere 6125D
All John Deere 6130D
All John Deere 6140D
All John Deere CT315
All John Deere CT322
All John Deere CT332

BUYERS GUIDE - ALTERNATORS AND GENERATORS

YEAR MAKE / MODEL

12459N

New Alternator - Valeo, IR/EF, 12 V, 70A, CCW



- All Carrier Transicold Genesis R70
- All Carrier Transicold Genesis R90
- All Carrier Transicold Mistral 310
- All Carrier Transicold Mistral 410
- All Carrier Transicold Supra 322
- All Carrier Transicold Supra 422
- All Carrier Transicold Supra 522
- All Carrier Transicold Supra 544
- All Carrier Transicold Supra 550
- All Carrier Transicold Supra 622
- All Carrier Transicold Supra 644
- All Carrier Transicold Supra 650
- All Carrier Transicold Supra 722
- All Carrier Transicold Supra 744
- All Carrier Transicold Supra 750
- All Carrier Transicold Supra 822
- All Carrier Transicold Supra 844
- All Carrier Transicold Supra 850
- All Carrier Transicold Supra 922
- All Carrier Transicold Supra 944
- All Carrier Transicold Supra 950
- All Carrier Transicold Various Models

12462N

New Alternator - Paris Rhone, IR, 12 V, 70A, CCW



- All Carrier Transicold Mistral 710
- All Carrier Transicold Summit 722U
- All Carrier Transicold Various Models

12470N

New Alternator - Denso, IR/IF, 12 V, 55A, CW



- 2003-99 Caterpillar 216
- 2003-99 Caterpillar 226
- 2003-99 Caterpillar 228
- 2003-99 Caterpillar 232

YEAR MAKE / MODEL

12470N - continued

- 2003-99 Caterpillar 236
- 2003-99 Caterpillar 242
- 2003-99 Caterpillar 246
- 2003-99 Caterpillar 248
- 2003-99 Caterpillar 252
- 2003-99 Caterpillar 262
- 1999- Caterpillar 301.5 Mini Excavator
- 1999- Caterpillar 301.6 Mini Excavator
- 1999- Caterpillar 301.8 Mini Excavator
- 1999- Caterpillar 302.5 Mini Excavator
- 1999- Caterpillar 303CR Mini Excavator
- 1999- Caterpillar 304CR Mini Excavator
- 2003-98 Caterpillar 902
- 2003-98 Caterpillar 906

12475N

New Alternator - Denso, IR/IF, 24 V, 60



- 2003-95 Caterpillar 914G

12476N

New Alternator - Denso, IR/IF, 12 V, 50



- 1998- Toyota 7FG10
- 1998- Toyota 7FG14
- 1998- Toyota 7FG15
- 1998- Toyota 7FG18
- 1998- Toyota 7FG20
- 1998- Toyota 7FG23
- 1998- Toyota 7FG25
- 1998- Toyota 7FG28
- 1998- Toyota 7FG30
- 1998- Toyota 7FGCU15
- 1998- Toyota 7FGCU18
- 1998- Toyota 7FGCU20
- 1998- Toyota 7FGCU25
- 1998- Toyota 7FGCU30
- 1998- Toyota 7FGCU32
- 1998- Toyota 7FGJ35
- 1998- Toyota 7FGK20
- 1998- Toyota 7FGK23
- 1998- Toyota 7FGK25
- 1998- Toyota 7FGK30


BUYERS GUIDE - ALTERNATORS AND GENERATORS

YEAR MAKE / MODEL

YEAR MAKE / MODEL

12493N

New Alternator - Bosch, IR/IF, 24 V, 100A, CW



- All John Deere 444K
- All John Deere 524K
- All John Deere 544K
- All John Deere 624K
- All John Deere 644K
- All John Deere 670D
- All John Deere 670G
- All John Deere 672D
- All John Deere 672G
- All John Deere 724K
- All John Deere 744K
- All John Deere 770D
- All John Deere 770G
- All John Deere 772D
- All John Deere 772G
- All John Deere 824K
- All John Deere 844K
- All John Deere 870D
- All John Deere 870G
- All John Deere 872D
- All John Deere 872G

12530N

New Alternator - Denso, IR/IF, 12 V, 40



- 2006-04 Cub Cadet 5234DE
- 2006-04 Cub Cadet 5234DL
- 2006- Cub Cadet 5264DE
- 2006- Cub Cadet 5264DL
- 2004-98 Cub Cadet 7264
- 1999-95 Toro Greensmaster 3200

12531N

New Alternator - Denso, IR/IF, 12 V, 40



- All JLG Various Models

12532N

New Alternator - Denso, IR/IF, 24 V, 35A, CW



- 2007-06 Komatsu WA200
- All Komatsu WA320

12534N

New Alternator - Denso, IR/IF, 12 V, 55



- All Kubota RTV900G-H
- All Kubota RTV900G-K
- All Kubota RTV900G-T
- All Kubota RTV900R
- All Kubota RTV900R-ASD
- All Kubota RTV900S-ASD
- All Kubota RTV900T
- All Kubota RTV900T-TSD
- All Kubota RTV900W
- All Kubota RTV900W6-SE
- All Kubota RTV900W-HSD


12564N

New Alternator - Mitsubishi, IR/IF, 12 V, 50

**PHOTOGRAPH
NOT AVAILABLE
AT THIS TIME**

- 2009-04 Caterpillar C3000
- 2009-04 Caterpillar C3500
- 2009-04 Caterpillar C4000
- 2009-04 Caterpillar C5000
- 2009-04 Caterpillar C5500
- 2009-04 Caterpillar C6500
- 2009-04 Caterpillar P3000
- 2009-04 Caterpillar P3500
- 2009-04 Caterpillar P4000
- 2009-04 Caterpillar P5000
- 2009-04 Caterpillar P5500
- 2009-04 Caterpillar P6000
- 2009-04 Caterpillar P6500
- 2009-04 Caterpillar PCC4000
- 2005-01 Kalmar AC C30AX
- 2005-01 Kalmar AC C35AX
- 2005-01 Kalmar AC C35BX
- 2005-01 Kalmar AC C40BX
- 2005-01 Kalmar AC C50BX
- 2005-01 Kalmar AC C60BXH
- 2005-01 Kalmar AC P30AX

BUYERS GUIDE - ALTERNATORS AND GENERATORS

YEAR	MAKE / MODEL	YEAR	MAKE / MODEL
12564N - continued		12564N - continued	
2005-01	Kalmar AC P35AX	2006-04	Nissan PL30
2005-01	Kalmar AC P40BX	2006-04	Nissan PL35
2005-01	Kalmar AC P50BX	2006-04	Nissan PL50
2005-01	Kalmar AC P60BXH	2006-04	Nissan PL55
2009-04	Komatsu FG10-20	2006-04	Nissan PL60
2009-04	Komatsu FG15-20	2006-04	Nissan PL70
2009-04	Komatsu FG15HT-17	2006-04	Nissan PLU40
2009-07	Komatsu FG15HT-20	2006-04	Nissan PLU50
2006-04	Komatsu FG15SHT-17	2009-07	TCM Equipment FCG15-4
2009-07	Komatsu FG15SHT-20	2007-04	TCM Equipment FCG15T-3
2009-04	Komatsu FG18-20	2009-04	TCM Equipment FCG18T-3
2006-04	Komatsu FG18HT-17	2009-07	TCM Equipment FCG20-4
2009-07	Komatsu FG18HT-20	2009-07	TCM Equipment FCG20-4H
2006-04	Komatsu FG18SHT-17	2007-04	TCM Equipment FCG20T-3
2009-07	Komatsu FG18SHT-20	2009-07	TCM Equipment FCG25-4
2006-04	Komatsu FG20C-14	2009-07	TCM Equipment FCG25-4H
2009-07	Komatsu FG20C-16	2007-04	TCM Equipment FCG25H-3
2006-04	Komatsu FG20SHT-14	2007-04	TCM Equipment FCG25T-3
2009-06	Komatsu FG20SHT-16	2009-01	TCM Equipment FCG28T
2005-04	Komatsu FG25C-14	2009-04	TCM Equipment FCG36T-8
2006-04	Komatsu FG25SHT-14	2009-04	TCM Equipment FG15C-13
2009-06	Komatsu FG25T-14	2009-04	TCM Equipment FG15T-13
2009-06	Komatsu FG28HT-16	2009-04	TCM Equipment FG18C-13
2009-06	Komatsu FG28SHT-16	2009-04	TCM Equipment FG18T-13
2005-04	Komatsu FG30C-14	2009-07	TCM Equipment FHG15T-3
2005-04	Komatsu FG30HT-14	2007-04	TCM Equipment FHG15T-9
2009-06	Komatsu FG30SHT-16	2009-07	TCM Equipment FHG18T-3
2009-06	Komatsu FG32HT-16	2007-04	TCM Equipment FHG18T-9
2009-06	Komatsu FG32SHT-16	2009-07	TCM Equipment FHG20T-3
2009-04	Mitsubishi FG15N	2009-07	TCM Equipment FHG25T-3
2009-04	Mitsubishi FG15ZN	2009-07	TCM Equipment FHG30T-3
2009-04	Mitsubishi FG18N		
2009-04	Mitsubishi FG18ZN		
2009-04	Mitsubishi FG20N		
2009-07	Mitsubishi FG20N-HO		
2009-04	Mitsubishi FG25N		
2009-07	Mitsubishi FG25N-HO		
2009-04	Mitsubishi FG33N		
2009-04	Mitsubishi FGC15N		
2009-04	Mitsubishi FGC18N		
2009-04	Mitsubishi FGC20CN		
2009-04	Mitsubishi FGC20N		
2009-07	Mitsubishi FGC20N-HO		
2009-04	Mitsubishi FGC25N		
2009-07	Mitsubishi FGC25N-HO		
2009-04	Mitsubishi FGC25NR		
2009-04	Mitsubishi FGC28N		
2009-04	Mitsubishi FGC30N		
2009-04	Mitsubishi FGC33N		
2006-04	Nissan AL30		
2006-04	Nissan AL35		
2006-04	Nissan AL50		
2006-04	Nissan CL30		
2006-04	Nissan CL35		
2006-04	Nissan CL40		
2006-04	Nissan CL50		
2006-04	Nissan CL55		
2006-04	Nissan CL60		
2006-04	Nissan CL70		
2006-04	Nissan CL80		
2006-04	Nissan CLS40		
2006-04	Nissan CLS60		
2006-04	Nissan CLS65		
2006-04	Nissan CLU40		
2006-04	Nissan CLU50		
2006-04	Nissan CLU55		
2006-04	Nissan L01		
2009-04	Nissan L02		
		12566N	
		New Alternator - Mitsubishi, IR/IF, 12 V, 50A, CW	
			
2009-04	Caterpillar C3000		
2009-04	Caterpillar C3500		
2009-04	Caterpillar C4000		
2009-04	Caterpillar C5000		
2009-04	Caterpillar C5500		
2009-04	Caterpillar C6500		
2009-04	Caterpillar P3000		
2009-04	Caterpillar P3500		
2009-04	Caterpillar P4000		
2009-04	Caterpillar P5000		
2009-04	Caterpillar P5500		
2009-04	Caterpillar P6000		
2009-04	Caterpillar P6500		
2009-04	Caterpillar PCC4000		
2005-01	Kalmar AC C30AX		
2005-01	Kalmar AC C35AX		
2005-01	Kalmar AC C35BX		
2005-01	Kalmar AC C40BX		
2005-01	Kalmar AC C50BX		
2005-01	Kalmar AC C60BXH		
2005-01	Kalmar AC P30AX		
2005-01	Kalmar AC P35AX		
2005-01	Kalmar AC P40BX		

BUYERS GUIDE - ALTERNATORS AND GENERATORS

YEAR MAKE / MODEL

12587N - continued

2006-00 John Deere 750J
 2006-00 John Deere 850J
 All John Deere TC54H
 All John Deere TC62H

12591N

New Alternator - Bosch, IR/IF, 24 V, 70A, CW



2003- Case 521D
 2008- Case 521E
 2003- Case 621D
 2003- Case 721D
 2007- New Holland E175B
 2007- New Holland E215B
 2005- New Holland LW110B
 2005- New Holland LW130B
 2005- New Holland LW170B
 2002- New Holland LW190B
 2006- New Holland W110
 2008- New Holland W110B
 2006- New Holland W130

12599N

New Alternator - Bosch IR/IF, 80 Amp/24 Volt, 8-Groove Pulley



All John Deere 120D
 All John Deere 160DLC
 2006-97 John Deere 200CLC
 All John Deere 200D
 2006-97 John Deere 200DLC
 All John Deere 2154D
 2006-97 John Deere 240DLC
 All John Deere 2454D
 All John Deere 250D
 2006-97 John Deere 270DLC
 All John Deere 2954D
 2006-97 John Deere 300D Articulated Truck
 All John Deere 300D Backhoe
 2007-98 John Deere 350DLC
 All John Deere 3754D
 All John Deere 444K
 All John Deere 524K
 All John Deere 544K
 All John Deere 624K
 All John Deere 644K
 All John Deere 700J
 All John Deere 724K
 All John Deere 744K
 2006-00 John Deere 750J

YEAR MAKE / MODEL

12599N - continued

All John Deere 824K
 All John Deere 844K
 2006-00 John Deere 850J
 2007-04 Volvo A30D

12602N


New Alternator - Mitsubishi, IR/IF, 24 V, 35



2006- New Holland E160

12614N

New Alternator - Bosch, IR/EF, 12 V, 90A, CW



2007-98 John Deere 650H
 2007-98 Thermo King SB-III SR
 2007-98 Thermo King Super II




12651N

New Alternator - Denso IR/IF, 60 Amp/12 Volt, CW, 1-Groove Pulley



2007-99 John Deere 110 TLB
 2009-05 John Deere 35D
 2007-98 John Deere 4200
 2007-99 John Deere 4200 Utility Tractor
 2006-00 John Deere 4210
 2010-02 John Deere 4210 Utility Tractor
 2007-98 John Deere 4300
 2007-99 John Deere 4300 Utility Tractor
 2006-00 John Deere 4310
 2010-02 John Deere 4310 Utility Tractor
 2007-98 John Deere 4400
 2007-99 John Deere 4400 Utility Tractor
 2006-00 John Deere 4410
 2010-02 John Deere 4410 Utility Tractor
 2007-98 John Deere 4500
 2007-99 John Deere 4500 Utility Tractor
 2006-00 John Deere 4510
 2010-02 John Deere 4510 Utility Tractor
 2007-98 John Deere 4600

BUYERS GUIDE - ALTERNATORS AND GENERATORS

YEAR	MAKE / MODEL	YEAR	MAKE / MODEL
12651N - <i>continued</i>		12689N	
2007-99	John Deere 4600 Utility Tractor	New Alternator - Hitachi, IR/IF, 12 V, 60	
2007-02	John Deere 4610		
2010-02	John Deere 4610 Utility Tractor		
2007-98	John Deere 4700		
2008-00	John Deere 4700 Utility Tractor		
2007-02	John Deere 4710		
2010-02	John Deere 4710 Utility Tractor		
2009-05	John Deere 50D		
2007-98	John Deere Pro Gator 2020		
2007-98	John Deere Pro Gator 2030		
2012-06	New Holland E30B		
2012-08	New Holland E35B		
2012-08	New Holland E50B		
2010-06	Rigmaster Power Inc. T4	All Isuzu 4HJ1	
12660R		12714N	
Reman Alternator - Denso, IR/IF, 12 V, 150A, CW		New Alternator - Bosch, IR/IF, 12 V, 150A, CW	
		PHOTOGRAPH NOT AVAILABLE AT THIS TIME	
2009-04	John Deere 4720	All Case MX210	
2006-03	John Deere 7720	All Case MX230	
All	John Deere 7815	2002- New Holland TG285	
All	John Deere 7820		
All	John Deere 7920		
All	John Deere 9120		
2007-01	John Deere 9220		
2007-01	John Deere 9320		
2007-01	John Deere 9320T		
2007-01	John Deere 9420		
2007-01	John Deere 9420T		
2007-02	John Deere 9520T		
2007-04	John Deere 9620		
2007-04	John Deere 9620T		
12674N		12715N	
New Alternator - Nikko, 24 V, 90		New Alternator - Bosch IR/IF, 200 Amp/12 Volt, CW	
PHOTOGRAPH NOT AVAILABLE AT THIS TIME			
All	Various Various Models	1998-94 Agco Allis 9435	
		1998-94 Agco Allis 9455	
		1998-94 Agco Allis 9635	
		1998-94 Agco Allis 9655	
		1998-94 Agco Allis 9675	
		1998-94 Agco Allis 9695	
		2000-98 Agco Allis 9735	
		2000-98 Agco Allis 9745	
		2000-98 Agco Allis 9755	
		2000-98 Agco Allis 9765	
		2000-98 Agco Allis 9775	
		2000-98 Agco Allis 9785	
		1998-94 Agco Allis 9815	
		2003-98 Agco Gleaner C62	
		2002-98 Agco Gleaner R42	
		2002-98 Agco Gleaner R52	
		2002-98 Agco Gleaner R62	
		2003 Agco Gleaner R65	
		2002-92 Agco Gleaner R72	
		2003 Agco Gleaner R75	
		1994-93 Agco Star 1000 McConell-Marc	
		2002-95 Agco Star 8360	
		2002-95 Agco Star 8425	
		1994-93 Agco Star 900 McConell-Marc	
		2000-98 Agco White 8310	
		2000-98 Agco White 8410	
		2000-98 Agco White 8510	
		2000-98 Agco White 8610	
		2000-98 Agco White 8710	
		2000-98 Agco White 8810	
12688N			
New Alternator - Nikko, IR/EF, 12 V, 25			
PHOTOGRAPH NOT AVAILABLE AT THIS TIME			
All	Various Various Models		

BUYERS GUIDE - ALTERNATORS AND GENERATORS

YEAR MAKE / MODEL

YEAR MAKE / MODEL

12715N - *continued*

1995-90 Case 9210
 1995-90 Case 9230
 1995-90 Case 9240
 1995-90 Case 9250
 1995-90 Case 9260
 1995-90 Case 9270
 1995-90 Case 9280
 2000-95 Case 9310
 2000-95 Case 9330
 2000-95 Case 9350
 2000-95 Case 9370
 2000-95 Case 9370QT
 2000-95 Case 9380
 2000-95 Case 9380QT
 2000-95 Case 9390
 2001-94 Caterpillar 35 Challenger
 2001-94 Caterpillar 45 Challenger
 2001-96 Caterpillar 55 Challenger
 2001-98 Caterpillar 65 Challenger
 2001-90 Caterpillar 75 Challenger
 2001-93 Caterpillar 85 Challenger
 2001-97 Caterpillar 95 Challenger
 1991-90 Champion 710
 1998-90 Champion 710A
 1998-92 Champion 716A
 1992-91 Cummins Engines K Series
 1998-93 Ford 8670
 1998-93 Ford 8770
 1998-93 Ford 8870
 1998-93 Ford 8970
 1996-94 Ford 9280
 1996-94 Ford 9480
 1996-94 Ford 9680
 1996-94 Ford 9880
 1993- John Deere 540E
 1995-88 John Deere 544E
 1993- John Deere 548E
 1992-88 John Deere 624E
 1993- John Deere 640E
 1992-88 John Deere 644E
 1993- John Deere 648E
 1993- John Deere 740E
 1993- John Deere 748E
 2000-99 Massey Ferguson MF-8245
 2000-99 Massey Ferguson MF-8260
 2000-99 Massey Ferguson MF-8270
 2000-99 Massey Ferguson MF-8280
 2000-97 Massey Ferguson MF-8680
 2000-97 Massey Ferguson MF-8780
 2000-93 New Holland 8670
 2000-93 New Holland 8770
 2000-93 New Holland 8870
 2000-93 New Holland 8970
 1997-94 New Holland 9280 Tractor
 1998-96 New Holland 9282 Tractor
 1997-94 New Holland 9480 Tractor
 1998-96 New Holland 9482 Tractor
 1997-94 New Holland 9680 Tractor
 1998-96 New Holland 9682 Tractor
 1997-94 New Holland 9880 Tractor
 1998-96 New Holland 9882 Tractor
 1997-94 New Holland TX66
 1997-95 New Holland TX68

12725N

New Alternator - Bosch, IR/IF, 24 V, 130

**PHOTOGRAPH
 NOT AVAILABLE
 AT THIS TIME**

All John Deere 2154D
 All John Deere 2454D
 All John Deere 2954D
 All John Deere 3754D
 All John Deere 670G
 All John Deere 672G
 All John Deere 770G
 All John Deere 772G
 All John Deere 870G
 All John Deere 872G

12737N

New Alternator - Lucas, IR/IF, 12 V, 85A, CW



2008-04 Caterpillar 216B
 2008-04 Caterpillar 226B
 2008-04 Caterpillar 232B
 2008-04 Caterpillar 242B
 2008-04 Caterpillar 257B
 2007-94 JCB Fastrac 1135

12738N

New Alternator - Marelli, IR/IF, 12 V, 85A, CW



2007-98 JCB 530
 2007-99 JCB 540







12739N

New Alternator - Marelli, IR/IF, 12 V, 120A, CW



2006-03 Caterpillar 420D
 2006-04 Caterpillar 432D

BUYERS GUIDE - ALTERNATORS AND GENERATORS

YEAR	MAKE / MODEL	YEAR	MAKE / MODEL
12739N - <i>continued</i>		12770N	
2008-06	Caterpillar 432E	New Alternator - Denso, IR/EF, 24 V, 95A, CW	
All	JCB 411	PHOTOGRAPH NOT AVAILABLE AT THIS TIME	
All	JCB 530		
All	JCB 580		
12744N			
New Alternator - Mitsubishi, IR, 24 V, 50			
PHOTOGRAPH NOT AVAILABLE AT THIS TIME		2006-01	Caterpillar 773E
		2009-07	Caterpillar 775F
All	John Deere 450D LC	2006-00	Caterpillar 924G
All	John Deere 600C LC	2006-00	Caterpillar 928G
All	John Deere 650D LC	2006-00	Caterpillar 930G
All	John Deere 800C	2009-04	Caterpillar 950H
All	John Deere 850D LC	2009-04	Caterpillar 962H
All	New Holland E200SR	2009-04	Caterpillar 966H
12746N-OE		2009-04	Caterpillar 972H
New Alternator - Lucas, A127MT, IR/EF, 12 V, 80A, BI		2009-04	Caterpillar 980H
		2009-06	Caterpillar 990H
		2009-04	Caterpillar D10T
1985-	Motorola Various Models	2003-99	Caterpillar D11R
12748N		2007-04	Caterpillar D6R
New Alternator - Mitsubishi, IR/EF, 24 V, 50A, CW		2007-02	Caterpillar D6R
		2007-00	Caterpillar D7R
		2009-04	Caterpillar D9T
2003-98	Caterpillar 317B	12771N	
2003-99	Caterpillar 318B	New Alternator - Denso, 12 V, 60A, CW	
2008-02	Caterpillar 318C	PHOTOGRAPH NOT AVAILABLE AT THIS TIME	
2007-96	Caterpillar 320B		
2007-96	Caterpillar 320C	2009-04	Rem 2100D
12750N		12775N	
New Alternator - Lucas, IR/EF, 12 V, 65		New Alternator - Denso, IR/IF, 24 V, 60	
			
1985-	Motorola Various Models	2006-02	Komatsu PC220
12778N		New Alternator - Denso, IR/IF, 12 V, 60A, CW	
			
2007-90	Isuzu 4BG1T	2007-90	Isuzu 4BG1TC
2007-90	Isuzu 4BG1TC	2007-88	Isuzu 6BG1
2007-88	Isuzu 6BG1	2007-88	Isuzu 6BG1T
2007-88	Isuzu 6BG1T		

BUYERS GUIDE - ALTERNATORS AND GENERATORS

YEAR MAKE / MODEL

12778N - continued

2007-88 Isuzu 6BG1TC

12780N

New Alternator - Bosch, IR/IF, 12 V, 90A, CW



All John Deere 6230
 All John Deere 6330
 All John Deere 6430
 All John Deere 7130
 All John Deere 7230

12781N

New Alternator - Bosch, IR/IF, 12 V, 120A, CW



All John Deere 6230 Premium
 All John Deere 6330 Premium
 All John Deere 6430 Premium
 All John Deere 7130 Premium
 All John Deere 7230 Premium
 All John Deere 7330
 All John Deere 7330 Premium
 2009-08 John Deere 7430 Premium
 2009 John Deere 7530 Premium

12782N

New Alternator - Bosch, IR/IF, 12 V, 150A, CW



All John Deere 6230 Premium
 All John Deere 6330 Premium
 All John Deere 6430 Premium
 All John Deere 7130 Premium
 All John Deere 7230 Premium
 All John Deere 7330
 All John Deere 7330 Premium
 2009-08 John Deere 7430 Premium
 2009 John Deere 7530 Premium

YEAR MAKE / MODEL

12795N

New Alternator - Bosch, IR/IF, 12 V, 200A, CW



All John Deere 4730
 All John Deere 4830
 All John Deere 4930
 All John Deere 7630
 All John Deere 7730
 All John Deere 7760
 All John Deere 7830
 All John Deere 7930
 All John Deere 8130
 All John Deere 8230
 2009-05 John Deere 8230T
 All John Deere 8330
 2009-05 John Deere 8330T
 All John Deere 8430
 2009-05 John Deere 8430T
 2009-05 John Deere 8530
 2009-07 John Deere 9330
 2009-07 John Deere 9430
 2009-07 John Deere 9430T
 All John Deere 9530
 2009-07 John Deere 9530T
 2009-07 John Deere 9630
 2009-07 John Deere 9630T

12796N

New Alternator - Bosch, IR/IF, 12 V, 200A, CW



2009-07 John Deere 9570 STS
 2009-07 John Deere 9670 STS
 2009-07 John Deere 9770 STS
 2009-07 John Deere 9870 STS

12861N

New Alternator - Mitsubishi, IR/IF, 12 V, 60



2007-94 Mitsubishi S4Q
 2007-94 Mitsubishi S4S

BUYERS GUIDE - ALTERNATORS AND GENERATORS

YEAR MAKE / MODEL

12861N - continued

2007-94 Mitsubishi S6S

12880N

New Alternator - Bosch, IR/IF, 12 V, 150A, CCW



All John Deere 4920
2005-01 John Deere 8520
All John Deere 8420T
2005-02 John Deere 8520T

12881N


New Alternator - Bosch, IR/IF, 12 V, 200



2008 New Holland TG215
2008 New Holland TG245
2008 New Holland TG275
2008 New Holland TG305

13143N

New Alternator - Denso, IR/EF, 12 V, 80A, CW



1982-81 John Deere 4040
1988-83 John Deere 4050
1982-81 John Deere 4240
1988-83 John Deere 4250
All John Deere 4350
1982-81 John Deere 4440
1988-87 John Deere 444D
1990-83 John Deere 4450
1982-81 John Deere 4640
1988-83 John Deere 4650
1982-79 John Deere 4840
1988-83 John Deere 4850
1988-87 John Deere 544D
1986-82 John Deere 5720
1992-86 John Deere 5730
1986-82 John Deere 5820
1992-86 John Deere 5830
1988-87 John Deere 644D

YEAR MAKE / MODEL

13143N - continued

1994-87 John Deere 7445
1982-79 John Deere 8440
1980-78 John Deere 8630
1982-79 John Deere 8640
1993-87 John Deere 9930
1990-87 John Deere 9950
1993-87 John Deere 9960

13193N

New Alternator - Bosch, IR/EF, 12 V, 55A, CW



1973-65 John Deere 1020
1982-70 John Deere 1030
All John Deere 1032
1984-70 John Deere 1040
All John Deere 1042
All John Deere 1052
All John Deere 1055
1991-82 John Deere 1065
1991-82 John Deere 1068
All John Deere 1072
1991-82 John Deere 1075
1991-82 John Deere 1085
1982-70 John Deere 1120
1982-70 John Deere 1130
All John Deere 1133
1982-70 John Deere 1140
All John Deere 1144
All John Deere 1166
All John Deere 1169
All John Deere 1174
All John Deere 1177
All John Deere 1350
All John Deere 1445F
1975-74 John Deere 1530
1982-73 John Deere 1630
1982-70 John Deere 1640
All John Deere 1745F
All John Deere 1750
1982-73 John Deere 1830
1982-70 John Deere 1840
All John Deere 1845F
All John Deere 1850
All John Deere 1950
All John Deere 2.9L
1979-70 John Deere 2020
1985-76 John Deere 2040
1979-70 John Deere 2120
1982-74 John Deere 2140
1987-82 John Deere 2150
1992-87 John Deere 2155
1982-76 John Deere 2240
All John Deere 2250
1987-83 John Deere 2255
All John Deere 2345F
1986-83 John Deere 2350
1992-86 John Deere 2355
All John Deere 2450

BUYERS GUIDE - ALTERNATORS AND GENERATORS


YEAR MAKE / MODEL

13193N - continued

1987-82	John Deere 2550
All	John Deere 2650
1986-83	John Deere 2750
1979-77	John Deere 2840
1984-80	John Deere 2940
1986-83	John Deere 2950
All	John Deere 3029
1982-79	John Deere 3030
1984-80	John Deere 3040
1977-70	John Deere 3120
1982-79	John Deere 3130
All	John Deere 3140
1982-70	John Deere 3140
1987-85	John Deere 3150
All	John Deere 3340
All	John Deere 3350
All	John Deere 3640
1988-86	John Deere 4425
1975-72	John Deere 830
All	John Deere 840
1979-72	John Deere 930
1980-	John Deere 932
1984-80	John Deere 940
1980-	John Deere 942
1981-	John Deere 952
1983-81	John Deere 955
1983-81	John Deere 965
1983-81	John Deere 968
1983-81	John Deere 975
All	John Deere 985

14105N

New Alternator - Hitachi, ER/EF, 12 V, 35A, CW



1982-79	Ford 1500
1982-79	Ford 1700
1983-79	Ford 1900
1986-83	Ford 1910
1986-83	Ford 2110
1986-83	Ford CL45
1986-83	Ford CL55
1982-79	New Holland 1500
1982-79	New Holland 1700
1983-79	New Holland 1900
1986-83	New Holland 1910
1986-83	New Holland 2110
1986-83	New Holland CL45
1986-83	New Holland CL55
1975-	Nissan FG204
1975-	Nissan NFG101
1976-	Nissan NFG104
1972-	Nissan QF02
1986-81	Shibaura SD2200
1986-81	Shibaura SD2600
1986-81	Shibaura SD3000
1986-81	Shibaura SD4000
1985-	TCM Equipment FCG10N2
1985-	TCM Equipment FCG10N6


YEAR MAKE / MODEL

14105N - continued

1985-	TCM Equipment FCG15N6
1985-	TCM Equipment FCG18N6
1979-	TCM Equipment FCG25N
1979-	TCM Equipment FCG28N
1985-	TCM Equipment FG14N
1985-	TCM Equipment FG15N
1985-	TCM Equipment FG20N
1979-	TCM Equipment FG23N
1985-	TCM Equipment FG25N
1979-	TCM Equipment FG28N
1979-	TCM Equipment FG30N
1979-	TCM Equipment FVG20N
1979-	TCM Equipment FVG23N
1979-	TCM Equipment FVG25N
1979-	TCM Equipment FVG28N
1979-	TCM Equipment FVG30N




14129N

New Alternator - Denso, ER/EF, 12 V, 30A, CW



1972-	Kubota Various
All	Toyota 2FD-10
1981-	Toyota 2FD-7
1981-	Toyota 2FD-9
1992-81	Toyota 2FG-7
1992-81	Toyota 2FG-9
1992-81	Toyota 2FGL-7
1992-81	Toyota 2FGL-9
1988-80	Toyota 3FD-10
1988-80	Toyota 3FD-14
1988-80	Toyota 3FD-15
1988-80	Toyota 3FD-18
1986-80	Toyota 3FDL-10
1986-80	Toyota 3FDL-14
1986-80	Toyota 3FDL-15
1986-82	Toyota 3FDL-18
1986-82	Toyota 3FDL-20
1986-82	Toyota 3FDL-25
1982-78	Toyota 3FG-20
1982-79	Toyota 3FG-23
1982-78	Toyota 3FG-25
1988-80	Toyota 3FGC-10
1988-80	Toyota 3FGC-13
1988-80	Toyota 3FGC-15
1982-78	Toyota 3FGL-20
1982-78	Toyota 3FGL-23
1982-78	Toyota 3FGL-25
1986-82	Toyota 4FDL-20
1986-82	Toyota 4FDL-23
1986-82	Toyota 4FDL-25
1986-78	Toyota 4FG-10
1986-78	Toyota 4FG-14
1986-78	Toyota 4FG-15
1986-78	Toyota 4FG-18
1986-82	Toyota 4FG-20
1986-78	Toyota 4FG-23
1986-78	Toyota 4FG-25
1988-80	Toyota 4FGC-20

BUYERS GUIDE - ALTERNATORS AND GENERATORS

YEAR	MAKE / MODEL	YEAR	MAKE / MODEL
14129N - continued		14194 - continued	
1988-80	Toyota 4FGC-25	All	Hyster S-40XMS
1986-78	Toyota 4FGL-10	All	Hyster S-45XM
1986-78	Toyota 4FGL-14	1985-	Hyster S-50XL
1986-78	Toyota 4FGL-15	All	Hyster S-50XM
1986-82	Toyota 4FGL-18	All	Hyster S-55XM
1986-82	Toyota 4FGL-20	1985-	Hyster S-60XL
1986-82	Toyota 4FGL-23	All	Hyster S-60XM
1986-80	Toyota FD-18	All	Hyster S-65XM
1982-80	Toyota FDL-18	1981-79	Hyster Various Models
1982-80	Toyota FDL-23	1979-76	Komatsu GE
1982-78	Toyota FG-18	1977-73	Mitsubishi FG-20
1982-78	Toyota FG-23	1977-73	Mitsubishi FG-25
1988-80	Toyota FGC-18	1977-73	Mitsubishi FG-30
1988-80	Toyota FGC-23	1979-76	Sumitomo Yale GE
1986-78	Toyota FGL-18	1979-74	Sumitomo Yale Various Models
1986-78	Toyota FGL-20	1980-	Yale Various Models
1986-78	Toyota FGL-23		
1986-78	Toyota FGL-25		
14130N		14213N	
New Alternator - Denso, ER/EF, 12 V, 45A, CW		New Alternator - Mitsubishi, ER/EF, 12 V, 35A, CW	
			
1980-69	Toyota 2FG-20	All	Nissan CEF
1980-69	Toyota 2FG-25	All	Nissan CF
1980-76	Toyota 2FG-30	All	Nissan CHF
1980-69	Toyota 2FG-35	All	Nissan CPF
1980-69	Toyota 2FG-40	All	Nissan CQF
1979-78	Toyota 3FG-20	All	Nissan CRGH
1979-78	Toyota 3FG-25	1981-75	Nissan F01
1979-77	Toyota 3FG-50	1981-	Nissan F02
1979-77	Toyota 3FG-60	1982-	Nissan NH01
1979-78	Toyota 3FGC-30	1982-	Nissan NH02
1979-78	Toyota 4FG-10	All	Nissan PF
1979-78	Toyota 4FG-14	All	Nissan PGF
1979-78	Toyota 4FG-15	All	Nissan PH01
1979-78	Toyota 4FG-18	1982-	Nissan PH02
1979-78	Toyota 4FG-20	All	Nissan QF01
1979-78	Toyota 4FG-23	All	Nissan QGF02
1979-78	Toyota 4FG-25	1982-	Nissan RGH02
1979-78	Toyota FG-23	All	Nissan UF03
1980-69	Toyota FG-35	All	Nissan UGF03
1980-69	Toyota FG-40	All	Nissan YF03
1979-78	Toyota FGC-23	All	Nissan YGF03
1979	Toyota FGC-28	1985-	TCM Equipment FCG10N2
		1985-	TCM Equipment FCG10N6
		1979-	TCM Equipment FCG20N
		1979-	TCM Equipment FCG23N
		1982-	TCM Equipment FCG30N
		1982-	TCM Equipment FCG35N
		1983-	TCM Equipment FCG36N
		1979-	TCM Equipment FG20N
		1983-	TCM Equipment FHG30N
		1983-	TCM Equipment FHG35N
		1983-	TCM Equipment FHG36N
		1979-	TCM Equipment FVG20N
		1979-	TCM Equipment FVG23N
		1979-	TCM Equipment FVG25N
		1979-	TCM Equipment FVG28N
		1979-	TCM Equipment FVG30N
14194			
Reman Alternator - Mitsubishi, ER/EF, 12 V, 35A, CW			
			
1985-	Hyster S-40XL		

BUYERS GUIDE - ALTERNATORS AND GENERATORS

YEAR MAKE / MODEL

14231N

New Alternator - Hitachi / Mitsubishi, IR/EF, 12 V, 35A, CW



All Nissan AEH
 All Nissan AH
 All Nissan APH
 All Nissan ASH
 All Nissan BF
 All Nissan CEGH
 All Nissan CEH
 All Nissan CPH
 All Nissan CRGH
 All Nissan DF
 All Nissan EGH
 All Nissan EH
 1989- Nissan F03
 1987- Nissan H01
 1986- Nissan H01
 1992-86 Nissan H02
 1986- Nissan H02
 All Nissan KAH
 All Nissan KCPH
 1993- Nissan KH01
 All Nissan KPH
 All Nissan MF
 All Nissan UF05
 1979- Nissan Various Models
 All Nissan WF03
 All Nissan WF05
 All Nissan WGF03
 1985- TCM Equipment FCG10N7
 1985- TCM Equipment FCG15N6
 1985- TCM Equipment FCG18N7
 1979- TCM Equipment FCG20N
 1979- TCM Equipment FCG23N
 1979- TCM Equipment FCG25N
 1979- TCM Equipment FCG28N
 1985- TCM Equipment FG10N
 1985- TCM Equipment FG14N
 1985- TCM Equipment FG15N
 1985- TCM Equipment FG18N
 1979- TCM Equipment FG20N
 1979- TCM Equipment FG23N
 1980- TCM Equipment FG25N
 1979- TCM Equipment FG28N
 1979- TCM Equipment FG30N
 1992- TCM Equipment FG35N7
 1992- TCM Equipment FG40N7
 1985- TCM Equipment FG9
 1985- TCM Equipment FG9N
 1980- TCM Equipment FHG15N
 1980- TCM Equipment FHG18N
 1989- TCM Equipment FHG20N
 1989- TCM Equipment FHG25N
 1989- TCM Equipment FHG30N
 1980- TCM Equipment SG10N
 1980- TCM Equipment SG12N
 1981- Yanmar YM4000
 1981- Yanmar YM4500

YEAR MAKE / MODEL

14231N - continued

1981- Yanmar YM5000
 1986- Yanmar YM6000




14237

Reman Alternator - Mitsubishi, ER/EF, 12 V, 50




1979-70 Hyster Various Models
 1978-77 Mitsubishi FG-20
 1978-77 Mitsubishi FG-20B-G
 1978-77 Mitsubishi FG-20B-GLP
 1978-77 Mitsubishi FG-20B-GS
 1978-77 Mitsubishi FG-20B-LP
 1978-77 Mitsubishi FG-20B-LPS
 1978-77 Mitsubishi FG-20G
 1978-77 Mitsubishi FG-20GS
 1978-77 Mitsubishi FG-20LP
 1978-77 Mitsubishi FG-20LPS
 1978-77 Mitsubishi FG-20T
 1978-77 Mitsubishi FG-25
 1978-77 Mitsubishi FG-25B-G
 1978-77 Mitsubishi FG-25B-GLP
 1978-77 Mitsubishi FG-25B-GS
 1978-77 Mitsubishi FG-25B-LP
 1978-77 Mitsubishi FG-25B-LPS
 1978-77 Mitsubishi FG-25G
 1978-77 Mitsubishi FG-25GLP
 1978-77 Mitsubishi FG-25GS
 1978-77 Mitsubishi FG-25LP
 1978-77 Mitsubishi FG-25LPS
 1978-77 Mitsubishi FG-25T
 1978-77 Mitsubishi FG-30
 1978-77 Mitsubishi FG-30B-G
 1978-77 Mitsubishi FG-30B-GLP
 1978-77 Mitsubishi FG-30B-GS
 1978-77 Mitsubishi FG-30B-LP
 1978-77 Mitsubishi FG-30B-LPS
 1978-77 Mitsubishi FG-30G
 1978-77 Mitsubishi FG-30G-LP
 1978-77 Mitsubishi FG-30GS
 1978-77 Mitsubishi FG-30LP
 1978-77 Mitsubishi FG-30LPS
 1978-77 Mitsubishi FG-30T
 1978-77 Mitsubishi FGC-20
 1978-77 Mitsubishi FGC-20B
 1978-77 Mitsubishi FGC-20B-G
 1978-77 Mitsubishi FGC-20B-GLP
 1978-77 Mitsubishi FGC-20B-LP
 1978-77 Mitsubishi FGC-20B-LPS
 1978-77 Mitsubishi FGC-20-GLP
 1978-77 Mitsubishi FGC-20-LP
 1978-77 Mitsubishi FGC-20-LPS
 1978-77 Mitsubishi FGC-20T-LP
 1978-77 Mitsubishi FGC-25
 1978-77 Mitsubishi FGC-25B-G
 1978-77 Mitsubishi FGC-25B-GLP
 1978-77 Mitsubishi FGC-25B-GS
 1978-77 Mitsubishi FGC-25B-LP
 1978-77 Mitsubishi FGC-25B-LPS
 1978-77 Mitsubishi FGC-25G
 1978-77 Mitsubishi FGC-25G-LP



BUYERS GUIDE - ALTERNATORS AND GENERATORS

YEAR	MAKE / MODEL	YEAR	MAKE / MODEL
14237 - continued		14687N - continued	
1978-77	Mitsubishi FGC-25GS	All	Mitsubishi FD-35A-D
1978-77	Mitsubishi FGC-25-LP	All	Mitsubishi FD-35AT
1978-77	Mitsubishi FGC-25-LPS	1983-	Mitsubishi S4E
1978-77	Mitsubishi FGC-25T	1983-	Toro Reelmaster 4500-D
1978-77	Mitsubishi FGC-25T-LP	1994-86	Toro Reelmaster 450-D
1978-77	Mitsubishi FGC-30		
1978-77	Mitsubishi FGC-30B-G		
1978-77	Mitsubishi FGC-30B-GLP		
1978-77	Mitsubishi FGC-30B-LP		
1978-77	Mitsubishi FGC-30B-LPS		
1978-77	Mitsubishi FGC-30G		
1978-77	Mitsubishi FGC-30G-LP		
1978-77	Mitsubishi FGC-30GS		
1978-77	Mitsubishi FGC-30-LP		
1978-77	Mitsubishi FGC-30-LPS		
1978-77	Mitsubishi FGC-30T		
1978-77	Mitsubishi FGC-30T-LP		
1978-77	Mitsubishi KFG-20		
14519N		14715N	
New Alternator - Denso, ER/EF, 12 V, 25A, CW		New Alternator - Hitachi, IR/EF, 24 V, 35A, CW	
		<p>PHOTOGRAPH NOT AVAILABLE AT THIS TIME</p>	
1988-80	John Deere 1050	1993-92	Isuzu NPS59
1989-82	John Deere 1250		
1989-82	John Deere 1450		
1989-82	John Deere 1650		
1988-78	John Deere 850		
1989-86	John Deere 900HC		
1988-78	John Deere 950		
14687N		14949N	
New Alternator - Mitsubishi, IR/EF, 12 V, 35A, CW		New Alternator - Bosch, IR/EF, 12 V, 32A, CW	
			
1988-82	Case DH4B	1983-81	Allis Chalmers 5045
1993-86	Case Maxi-Sneaker	1983-77	Allis Chalmers 5050
1983-	Mitsubishi 4DQ	1980-	Atlas Copco Various Models
1983-	Mitsubishi 4DQ30T	1987-62	BPM Arctic 157
All	Mitsubishi FD-20	1987-62	BPM Arctic 181
All	Mitsubishi FD-20B-D	1988-62	BPM Ionic 144
All	Mitsubishi FD-20B-DS	1987-63	BPM Oceanic 235
All	Mitsubishi FD-20D	1992-63	BPM Oceanic 265S
All	Mitsubishi FD-25	1992-72	BPM V12 / 570
All	Mitsubishi FD-25B-D	1992-72	BPM V12 / 620S
All	Mitsubishi FD-25B-DS	1992-68	BPM Vulcano 375
All	Mitsubishi FD-25D	1992-68	BPM Vulcano 450
All	Mitsubishi FD-25DS	1986-	Case 531
All	Mitsubishi FD-25T	1986-	Case 644
All	Mitsubishi FD-35A	1992-86	Case 844
All	Mitsubishi FD-35AB-D	1984-80	Deutz D4007
		1980-79	Deutz D4506
		1984-81	Deutz D4507
		1981-80	Deutz D4807
		1980-79	Deutz D5206
		1984-81	Deutz D5207
		1984-83	Deutz D6007
		1980-79	Deutz D6206
		1982-81	Deutz D6207
		1984-83	Deutz D6507
		1980-79	Deutz D6806
		1982-81	Deutz D6807
		1980-79	Deutz D7206
		1981-80	Deutz D7207
		1984-80	Deutz D7807
		1985-79	Deutz DX110
		1985-81	Deutz DX120
		1985-79	Deutz DX36
		1985-79	Deutz DX50V
		1985-82	Deutz DX6007
		1985-79	Deutz DX85
		1985-83	Deutz DX86
		1985-79	Deutz DX90
		1985-83	Deutz DX92
		1997-	Deutz Diter D203-2

BUYERS GUIDE - ALTERNATORS AND GENERATORS

YEAR	MAKE / MODEL	YEAR	MAKE / MODEL
14949N - continued		15005N	
1997-	Deutz Diter D203-D	New Generator - Lucas, 12V, 11A, CW	
1997-	Deutz Diter D229-4		
1997-	Deutz Diter D229-6		
1997-	Deutz Diter D302-2		
1997-	Deutz Diter D302-3		
1997-	Deutz Diter D303-2		
1997-	Deutz Diter D303-3		
1997-	Deutz Diter TD203-3		
1997-	Deutz Diter TD229-4		
1997-	Deutz Diter TD229-6		
1988-86	Deutz-Fahr D2807	1968-65	Allis Chalmers All Models
1988-86	Deutz-Fahr D3607	1968-64	Allis Chalmers ED-40
1984-83	Deutz-Fahr D6507	1972-69	Allis Chalmers Super A
1988-86	Deutz-Fahr D6807	1970-65	Case 770
1988-83	Deutz-Fahr D7007	1971-67	Case 780
1984-83	Deutz-Fahr D7807	1965-60	Case 850
1980-79	Deutz-Fahr Intrac 2003	1965-58	Case 93
1988-78	Deutz-Fahr Intrac 2004	1976-71	Case 995
1988-81	Deutz-Fahr M1080	1971-67	David Brown 120
1988-80	Deutz-Fahr M1202	1971-67	David Brown 1200
1988-81	Deutz-Fahr M980	1975-71	David Brown 121
1981-78	Fahr M1002	1975-71	David Brown 1210
1980-79	Fahr M1202	1975-71	David Brown 1212
1980-79	Fahr M600	1971-68	David Brown 3800
1987-80	Fahr M660	1975-71	David Brown 385G
1980-79	Fahr M750	1971-68	David Brown 4600
1987-80	Fahr M770	1970-65	David Brown 770
1979	Fahr M900	1976-72	David Brown 775
1981-79	Fahr M922	1971-67	David Brown 780
1987-81	Fahr M980	1971-67	David Brown 781
1985-	Faryman 36A	1971-61	David Brown 880
1977-	Faryman 41A	1976-71	David Brown 885
1977-	Faryman 41E	1976-71	David Brown 885G
1985-	Faryman 71A	1976-64	David Brown 990
1978-	Faryman 95A	1975-72	David Brown 991
1978-	Faryman 95W	1975-71	David Brown 995
1986-76	International 321	1976-71	David Brown 996
1986-77	International 431	1964-62	Fordson Super Dextra
1986-76	International 531	1975-72	International 354
1984-79	KHD D Series Tractors	1976-64	International B2275
1985-78	KHD DX Series Tractors	1976-64	International B3434
1982-71	Lamborghini-Agricultural 503 DT	1976-67	International HB-25
1983-82	Lamborghini-Agricultural 583 DT 2 RM	1968-64	International International B-275
1984-76	Lamborghini-Agricultural R 503 S	1976-65	International International B-276
1984-76	Lamborghini-Agricultural R 603 S	1976-73	International International B-354
1979-73	Lamborghini-Agricultural R 804	1976-73	International International B-364
1979-73	Lamborghini-Agricultural R 904	1967-62	International International B-414
1979-73	Lamborghini-Agricultural R 904 DT	1976-66	International International B-434
1985-82	VM (Stabilimenti Meccanici) 102 MH 11	1976-66	International International B-444
1985-81	VM (Stabilimenti Meccanici) 103 MH 11	1970-64	International International B-450
1985-81	VM (Stabilimenti Meccanici) 1052 M 11	1967-64	International International B-614
1985-81	VM (Stabilimenti Meccanici) 1052 SU	1976-64	International International B-634
1985-81	VM (Stabilimenti Meccanici) 1053 M 11	1974-68	International TD-8
1988-84	VM (Stabilimenti Meccanici) 2105	1971-70	Leyland Nuffield Model 154
1988-86	VM (Stabilimenti Meccanici) 2105 M 11.5	1969-65	Massey Ferguson 92
1985-84	VM (Stabilimenti Meccanici) 292 RA	1981-80	Massey Ferguson MF 154
1985-84	VM (Stabilimenti Meccanici) 392 RA	1972-64	Massey Ferguson MF-122
1985-76	VM (Stabilimenti Meccanici) HR 292 A	1972-66	Massey Ferguson MF-130
1985-78	VM (Stabilimenti Meccanici) HR 392 A	1972-64	Massey Ferguson MF-148
1986-	VM (Stabilimenti Meccanici) RA 394	1972-71	Massey Ferguson MF-168
		1972-70	Massey Ferguson MF-175S
		1972-70	Massey Ferguson MF-178
		1972-70	Massey Ferguson MF-185
		1974-72	Massey Ferguson MF-188
		1971-70	Massey Ferguson MF-20
		1968-64	Massey Ferguson MF-203

BUYERS GUIDE - ALTERNATORS AND GENERATORS

YEAR	MAKE / MODEL	YEAR	MAKE / MODEL
15005N - continued		15027N - continued	
1968-64	Massey Ferguson MF-205	1974-68	Ford 5340
1968-64	Massey Ferguson MF-2135	1973-67	Ford 5500
1969-68	Massey Ferguson MF-2203	1974-67	Ford 620
1969-68	Massey Ferguson MF-2205	1974-67	Ford 622
1971-69	Massey Ferguson MF-244	1975-71	Ford 7000
1969-68	Massey Ferguson MF-3303	1987-68	Ford 8000
1969-68	Massey Ferguson MF-3305	1972-70	Ford 9000
1968-64	Massey Ferguson MF-35	1975-72	International 354
1971-70	Massey Ferguson MF-40	1976-67	International H-50B
1971-70	Massey Ferguson MF-50	1976-67	International H-65B
1972-70	Massey Ferguson MF-510	1976-73	International International B-354
1972-70	Massey Ferguson MF-515	1976-73	International International B-364
1972-64	Massey Ferguson MF-92	1974-68	International TD-8
15027N		1971-68	New Holland 1124
New Generator - Lucas C40T, 12V, 22A		1978-72	New Holland 1164
		1974-65	New Holland 2000
1972-69	Allis Chalmers 5000	1974-65	New Holland 2100
1970-65	Case 770	1974-65	New Holland 2110
1971-67	Case 780	1974-65	New Holland 2120
1965-60	Case 850	1974-65	New Holland 2300
1971-67	David Brown 120	1974-65	New Holland 2310
1971-67	David Brown 1200	1975-65	New Holland 3000
1970	David Brown 770	1974-65	New Holland 3100
1971-70	David Brown 780	1974-65	New Holland 3110
1971-70	David Brown 781	1974-65	New Holland 3120
1971-61	David Brown 880	1974-65	New Holland 3190
1971-64	David Brown 990	1974-65	New Holland 3300
1974-65	Ford 2000	1974-65	New Holland 3310
1974-65	Ford 2100	1974-65	New Holland 3330
1974-65	Ford 2110	1975-65	New Holland 3400
1974-65	Ford 2120	1981-75	New Holland 3500
1974-65	Ford 2300	1974-65	New Holland 3550
1974-65	Ford 2310	1974-65	New Holland 4000
1975-65	Ford 3000	1974-65	New Holland 4100
1974-65	Ford 3100	1974-65	New Holland 4110
1974-65	Ford 3110	1974-65	New Holland 4140
1974-65	Ford 3120	1974-65	New Holland 4200
1974-65	Ford 3190	1974-65	New Holland 4330
1974-65	Ford 3300	1974-65	New Holland 4340
1974-65	Ford 3310	1974-65	New Holland 4400
1974-65	Ford 3330	1974-69	New Holland 4410
1975-65	Ford 3400	1974-65	New Holland 4500
1981-75	Ford 3500	1975-65	New Holland 5000
1974-65	Ford 3550	1974-65	New Holland 5100
1974-65	Ford 4000	1974-67	New Holland 5200
1974-65	Ford 4100	1974-68	New Holland 5340
1974-65	Ford 4110	20021N	
1974-65	Ford 4140	New Alternator - Bosch, IR/IF, 12 V, 90A, CW	
1974-65	Ford 4200		
1974-65	Ford 4330	2010-	Iveco Vertis 130
1974-65	Ford 4340	2010-	Iveco Vertis 90
1974-65	Ford 4400		
1974-69	Ford 4410		
1974-65	Ford 4500		
1975-65	Ford 5000		
1974-65	Ford 5100		
1974-67	Ford 5200		

BUYERS GUIDE - ALTERNATORS AND GENERATORS

YEAR MAKE / MODEL

20619N

New Alternator - Hitachi, IR/IF, 24 V, 80



All Nissan FS46
All Nissan TD42

23502N

New Alternator - Bosch, IR/EF, 24 V, 80A, CW



1998- Renault Ares 300
1998- Renault Ares 340
1998- Renault Ares 380

5792N

New Generator - Ford 6V, 12A, CW



1947-42 Ford 2N
1943-39 Ford 9N

7127-SEN

New Alternator - Delco, 10SI, IR/EF, 12 V, 63A, CW



All Universal Retro-Fit Various

YEAR MAKE / MODEL

7127-SEN-1

New Alternator - Delco, 10SI, IR/EF, 12 V, 63A, CW



All Universal Retro-Fit Various

7127-SEN-100A1G

New Alternator - Delco, 10SI, IR/EF, 12 V, 100A, CW



All Universal Retro-Fit Various

7127-SEN-100A6G


New Alternator - Delco, 10SI, IR/EF, 12 V, 100A, CW



All Universal Retro-Fit Various



7127-SEN-6G

New Alternator - Delco, 10SI, IR/EF, 12 V, 63A, CW



All Universal Retro-Fit Various

BUYERS GUIDE - ALTERNATORS AND GENERATORS

YEAR	MAKE / MODEL	YEAR	MAKE / MODEL
7129N		7164N - continued	
New Alternator - Delco , 10SI, IR/EF, 24 V, 40A, CW		1985-83	Bobcat 643
		1985-83	Bobcat 741
All	Universal Retro-Fit Various	1985-83	Bobcat 742
7164N		1985-83	Bobcat 743
New Alternator - Delco , 10SI/102, IR/EF, 12 V, 22A, CW		1982-74	Bobcat 825
		1980-79	Bobcat 833
1986-74	Allis Chalmers AC-C 20 / 25 / 30	1986-83	Bobcat 843
1986-74	Allis Chalmers AC-C 35 / 40 / 45 / 50 / 55	1982-80	Bobcat 974
1985-74	Allis Chalmers AC-C 60 / 70 / 80 / 100 / 120	1982-77	Bobcat 975
1981-74	Allis Chalmers AC-C 60C / 70C / 100C	1977-71	Bobcat M-371
1985-75	Allis Chalmers AC-C 60D / 70D / 80D / 100D / 120D	1986-81	Caterpillar T100C
1974	Allis Chalmers AC-CD 60 / 70 / 80 / 100 / 120	1991-85	Caterpillar T100D
1985-82	Allis Chalmers AC-P 100	1986-81	Caterpillar T120C
1977-74	Allis Chalmers AC-P 100	1991-85	Caterpillar T125D
1985-75	Allis Chalmers AC-P 100D	1991-85	Caterpillar T150D
1981-79	Allis Chalmers AC-P 110	1986-81	Caterpillar T165
1981-79	Allis Chalmers AC-P 110D	1986-81	Caterpillar T180C
1977-74	Allis Chalmers AC-P 120	1986-81	Caterpillar T200C
1980-75	Allis Chalmers AC-P 120D	1986-81	Caterpillar T25
1981-79	Allis Chalmers AC-P 130	1986-81	Caterpillar T250C
1981-79	Allis Chalmers AC-P 130D	1986-81	Caterpillar T30B
1977-74	Allis Chalmers AC-P 140	1986-81	Caterpillar T30C
1980-75	Allis Chalmers AC-P 140D	1986-81	Caterpillar T35B
1981-79	Allis Chalmers AC-P 150	1986-81	Caterpillar T35C
1981-79	Allis Chalmers AC-P 150D	1986-81	Caterpillar T40B
1985-81	Allis Chalmers AC-P 165 / 185 / 225	1986-81	Caterpillar T40C
1985-74	Allis Chalmers AC-P 20 / 25 / 30	1986-81	Caterpillar T45B
1985-74	Allis Chalmers AC-P 40 / 50	1986-81	Caterpillar T45C
1985-81	Allis Chalmers AC-P 40D / 50D	1986-81	Caterpillar T50B
1985-74	Allis Chalmers AC-P 60 / 70 / 80	1986-81	Caterpillar T50C
1985-82	Allis Chalmers AC-P 60D / 70D / 80D	1986-81	Caterpillar T55B
1981-75	Allis Chalmers AC-S 100 / 120	1986-81	Caterpillar T55C
1981-75	Allis Chalmers AC-S 100D / 120D	1986-81	Caterpillar T60B
1985-79	Allis Chalmers AC-S 70	1986-81	Caterpillar T60C
1985-81	Allis Chalmers AC-S 70D	1991-85	Caterpillar T60D
All	Allis Chalmers F-85	1986-81	Caterpillar T70C
1977-74	Allis Chalmers FPD-60 / FPD-70 / FPD-80	1991-85	Caterpillar T70D
1978-74	Allis Chalmers FPD-60D / FPD-70D / FPD-80D	1986-81	Caterpillar T80C
1982-75	Bobcat 1074	1991-85	Caterpillar T80D
1982-79	Bobcat 1080	1986-81	Caterpillar T90C
1982-81	Bobcat 2000	1991-85	Caterpillar T90D
1993-83	Bobcat 443	1991-85	Caterpillar TC100D
1977-76	Bobcat 520	1991-85	Caterpillar TC120D
1981-77	Bobcat 530	1986-81	Caterpillar TC30
1985-82	Bobcat 543	1986-81	Caterpillar TC60C
1981-77	Bobcat 631	1986-81	Caterpillar V100
1985-83	Bobcat 641	1986-81	Caterpillar V120
1986-81	Bobcat 642	1986-81	Caterpillar V140
		1986-81	Caterpillar V30A
		1986-81	Caterpillar V30C
		1991-85	Caterpillar V30D
		1986-81	Caterpillar V35A
		1986-81	Caterpillar V35C
		1991-85	Caterpillar V35D
		1986-81	Caterpillar V40C
		1986-81	Caterpillar V41
		1986-81	Caterpillar V45C
		1986-81	Caterpillar V50C
		1986-81	Caterpillar V51
		1986-81	Caterpillar V55B
		1986-81	Caterpillar V55C
		1986-81	Caterpillar V60B
		1986-81	Caterpillar V60D
		1986-81	Caterpillar V70D
		1986-81	Caterpillar V80D
		1982-81	Clark 1074
		1982	Clark 1080
		1982	Clark 2000

BUYERS GUIDE - ALTERNATORS AND GENERATORS

YEAR MAKE / MODEL

7164N - *continued*

1981-71 Clark 371
 1982 Clark 443
 1980-75 Clark 525
 1981 Clark 530
 1980-75 Clark 530
 1985-83 Clark 543B
 1981-80 Clark 611
 1982-77 Clark 631
 1985-83 Clark 641
 1985-83 Clark 642
 1985-83 Clark 643
 1985-83 Clark 741
 1985-83 Clark 742
 1985-83 Clark 743
 1982-74 Clark 825
 1981-80 Clark 833
 1985-83 Clark 843
 1982-80 Clark 974
 1982-74 Clark 975
 1981-79 Clark C300-30 / 40 / 50
 1981-79 Clark C300-Y40 / 50
 1981-79 Clark C500-60 / 70 / 80
 1981-79 Clark C500-Y100
 1981-79 Clark C500-Y120 / 130 / 135 / 150
 1982-81 Clark C500-Y40 / 45 / 50 / 55
 1981-79 Clark C500-Y60 / 70 / 80
 1979-75 International H-25B
 1974 International S-11B
 1974 International S-9B
 1985-83 Teledyne - Continental F-163
 1985-83 Teledyne - Continental F-227
 1985-83 Teledyne - Continental F-245
 1985-83 Teledyne - Continental TC-56
 1985-83 Teledyne - Continental Y-112
 1982-81 White MY-20
 1982-81 White MY-25
 1982-81 White MY-30
 1982-81 White MY-40C

7175N

New Alternator - Delco , 10SI/106, IR/EF, 24 V, 40A, CW



1979-74 International H-60E
 1978-77 Murphy Diesel 452
 1978-77 Murphy Diesel 462
 1978-77 Murphy Diesel 472
 1978-77 Murphy Diesel 852
 1978-77 Murphy Diesel 862
 1978-77 Murphy Diesel 872

YEAR MAKE / MODEL

7176N

New Alternator - Delco , 10SI, IR/EF, 24 V, 40A, CW



1990-83 Case 1085B
 1993-90 Case 1085C
 1990-85 Case 1086B
 1983-78 Case 1150C
 1986-83 Case 1150D
 1986-83 Case 1155D
 1988-83 Case 1450
 1987-80 Case 1450B
 1979-75 Case 600 Skid King
 1984-79 Case 680G Construction King
 1985-80 Case 680H Construction King
 1988-84 Case 680K Construction King
 1988-83 Case 780B Construction King
 1988-84 Case 780C Construction King
 1978-73 Case 800 Skid King
 1979-75 Case 825 Skid King
 1981-76 Case 850B
 1984-81 Case 850C
 1991-84 Case 850D
 1984 Case 855C
 1991-84 Case 855D
 1987-84 Case 880D
 1989-85 Case W14B
 1984-75 Case W14H
 1984-78 Case W18
 1988-78 Case W18B
 1981-78 Case W20
 1984-80 Case W20B
 1989-82 Case W20C
 1985-77 Case W24C
 1989-84 Case W30
 1987-83 Case W36
 1985-80 Cummins Engines B Series
 1979-77 Fiat-Allis 100C
 1979-77 Fiat-Allis 150C
 1979-77 Fiat-Allis 200C
 1994- John Deere 190E
 1988- John Deere 400G
 All John Deere 4276D / T
 1993- John Deere 490E
 1982- John Deere 570B
 1995-89 John Deere 595D
 All John Deere 6329D
 All John Deere 6466A / D / T
 1981 John Deere 655
 1986-82 John Deere 655B
 All John Deere 6619
 1982- John Deere 670B
 1988- John Deere 672B
 1993- John Deere 690E LC
 1981-75 John Deere 750
 1990-82 John Deere 750B
 1981-76 John Deere 755
 1984-82 John Deere 755A
 1990-85 John Deere 755B
 1982- John Deere 770B

BUYERS GUIDE - ALTERNATORS AND GENERATORS

YEAR	MAKE / MODEL
7176N - continued	
1982-	John Deere 772B
1993-	John Deere 790D
All	John Deere 790E LC
1995-88	John Deere 793D
1981-78	John Deere 850
1990-82	John Deere 850B
1981-79	John Deere 855
1982-	John Deere 862B
1994-	John Deere 892E LC
All	John Deere 8955T / A
1982-	John Deere JD762B

7186-12N-105A

New Alternator - Delco , 10SI, IR/EF, 12 V, 105A, CW



1979-78	Allis Chalmers L2
1979-78	Allis Chalmers M2
1983-78	Case 2090
1984-83	Case 2094
1983-78	Case 2290
1987-83	Case 2294
1983-78	Case 2390
1987-85	Case 2394
1983-78	Case 2590
1987-83	Case 2594
1984-83	Case 3294
1992-85	Case 4000
1983-79	Case 4490
1987-84	Case 4494
1983-79	Case 4690
1992-85	Case 5000
1992-85	Case 5500
1983-81	International 3088
1983-81	International 3288
1981-78	International 3388
1983-81	International 3688
1983-81	International 5088
1983-81	International 5288
1983-81	International 5488
1983-81	International 6388
1983-81	International 6588
1983-81	International 6788
1983-82	International 7388
1983-82	International 7588
1983-82	International 7788
1986-83	John Deere 164
1986-83	John Deere 276
1986-83	John Deere 3164
1986-83	John Deere 329
1988-84	John Deere 340D
1978-77	John Deere 4030
1986-81	John Deere 404
1982-78	John Deere 4040
1988-83	John Deere 4050
1986-83	John Deere 414
1986-83	John Deere 4219
1978-77	John Deere 4230
1982-78	John Deere 4240

YEAR	MAKE / MODEL
7186-12N-105A - continued	
1988-83	John Deere 4250
1986-83	John Deere 4276
All	John Deere 4276D / T
1978-77	John Deere 4430
1982-78	John Deere 4440
1990-83	John Deere 4450
1978-77	John Deere 4630
1982-78	John Deere 4640
1988-83	John Deere 4650
1986-81	John Deere 466
1982-79	John Deere 4840
1988-83	John Deere 4850
1982-81	John Deere 531
2004-01	John Deere 5420
All	John Deere 544
1982-77	John Deere 5440
1986-82	John Deere 544C
1982-77	John Deere 5460
1986-82	John Deere 5720
1986-82	John Deere 5820
1986-83	John Deere 6329
All	John Deere 6329D
1986-83	John Deere 6404
1986-83	John Deere 6414
All	John Deere 6414D / T
1990-	John Deere 643D
1986-83	John Deere 6466
All	John Deere 6466A / D / T
1986-83	John Deere 6531
1986-83	John Deere 6619
1988-80	John Deere 740A
1978-77	John Deere 8430
1978-77	John Deere 8630
1986-83	John Deere 8955
1982-76	John Deere JD646B
1982-77	Versatile 150
1985-80	Versatile 160

7186-3N

New Alternator - Delco , 10SI, IR/EF, 12 V, 72A, BI



1981-73	Allis Chalmers 2800 Mark I
1981-73	Allis Chalmers 2900 Mark II
1986-80	Allis Chalmers 433
1980-75	Allis Chalmers 540
1972	Allis Chalmers 545
1972	Allis Chalmers 605B
1984-80	Allis Chalmers 6060
1985-84	Allis Chalmers 6070
1986-80	Allis Chalmers 6080
1986-81	Allis Chalmers 640
1986-79	Allis Chalmers 649
1979-72	Allis Chalmers 700
1979-75	Allis Chalmers 7000
1981-80	Allis Chalmers 7010
1981-78	Allis Chalmers 7020
1974	Allis Chalmers 7030
1975	Allis Chalmers 7040

BUYERS GUIDE - ALTERNATORS AND GENERATORS

YEAR	MAKE / MODEL	YEAR	MAKE / MODEL
7186-3N - continued		7186-3N - continued	
1974	Allis Chalmers 7050	1971-	Baker FID-60
1981-79	Allis Chalmers 705C	1971-	Baker FID-80
1985-81	Allis Chalmers 705D	1971-	Baker FIF-30
1975	Allis Chalmers 7060	1971-	Baker FIF-50
1982-80	Allis Chalmers 706C	1971-	Baker FJD-30
1985-81	Allis Chalmers 706D	1971-	Baker FJD-55
1975	Allis Chalmers 7080	1971-	Baker FJD-60
1985-81	Allis Chalmers 708D	1971-	Baker FJD-80
1982-81	Allis Chalmers 710C	1971-	Baker FJF-30
1985-80	Allis Chalmers 714B	1971-	Baker FJF-50
1985-81	Allis Chalmers 714C	1971-	Baker FMD-30
1979-72	Allis Chalmers 715	1971-	Baker FMD-55
1982-80	Allis Chalmers 715B	1971-	Baker FMD-60
1985-81	Allis Chalmers 716C	1971-	Baker FMD-80
1982-81	Allis Chalmers 766	1971-	Baker FMF-30
1985-83	Allis Chalmers 766D	1971-	Baker FMF-50
1974-72	Allis Chalmers 800	1982-75	Bobcat 1074
1985-82	Allis Chalmers 8010	1981-75	Bobcat 1075
1986-74	Allis Chalmers AC-C 20 / 25 / 30	1982-79	Bobcat 1080
1986-74	Allis Chalmers AC-C 35 / 40 / 45 / 50 / 55	1985-83	Bobcat 1080B
1985-74	Allis Chalmers AC-C 60 / 70 / 80 / 100 / 120	1985-83	Bobcat 1600
1981-74	Allis Chalmers AC-C 60C / 70C / 100C	1985-81	Bobcat 2000
1985-75	Allis Chalmers AC-C 60D / 70D / 80D / 100D / 120D	1985-83	Bobcat 440
1974	Allis Chalmers AC-CD 60 / 70 / 80 / 100 / 120	1993-83	Bobcat 443
1985-82	Allis Chalmers AC-P 100	1981	Bobcat 530
1977-74	Allis Chalmers AC-P 100	1981-76	Bobcat 533
1985-75	Allis Chalmers AC-P 100D	1986-81	Bobcat 540
1981-79	Allis Chalmers AC-P 110	1985-81	Bobcat 543
1981-79	Allis Chalmers AC-P 110D	1981-72	Bobcat 610
1977-74	Allis Chalmers AC-P 120	1979-74	Bobcat 620
1980-75	Allis Chalmers AC-P 120D	1981-77	Bobcat 630
1981-79	Allis Chalmers AC-P 130	1981-77	Bobcat 632
1981-79	Allis Chalmers AC-P 130D	1985-80	Bobcat 641
1977-74	Allis Chalmers AC-P 140	1986-81	Bobcat 642
1980-75	Allis Chalmers AC-P 140D	1985-81	Bobcat 643
1981-79	Allis Chalmers AC-P 150	1979-77	Bobcat 720
1981-79	Allis Chalmers AC-P 150D	1979-76	Bobcat 722
1985-81	Allis Chalmers AC-P 165 / 185 / 225	1981-78	Bobcat 732
1985-74	Allis Chalmers AC-P 20 / 25 / 30	1980	Bobcat 733
1985-74	Allis Chalmers AC-P 40 / 50	1985-81	Bobcat 741
1985-75	Allis Chalmers AC-P 40D / 50D	1985-81	Bobcat 742
1985-74	Allis Chalmers AC-P 60 / 70 / 80	1985-81	Bobcat 743
1985-82	Allis Chalmers AC-P 60D / 70D / 80D	1986-81	Bobcat 843
1981-75	Allis Chalmers AC-S 100 / 120	1985	Bobcat 943
1981-75	Allis Chalmers AC-S 100D / 120D	1985-80	Bobcat 974
1985-79	Allis Chalmers AC-S 70	1985-81	Bobcat 975
1985-75	Allis Chalmers AC-S 70D	1982-79	Bobcat M-610
1979-78	Allis Chalmers D-175	1976-75	Bobcat M-620
1979-78	Allis Chalmers D-262	1984-79	Case 1000 Travelift
1980-77	Allis Chalmers F2	1978-70	Case 1070
All	Allis Chalmers F-85	1970	Case 1090
1977-74	Allis Chalmers FPD-60 / FPD-70 / FPD-80	1970	Case 1170
1978-74	Allis Chalmers FPD-60D / FPD-70D / FPD-80D	1978-71	Case 1175
1979-78	Allis Chalmers G	1978-72	Case 1270
1981-77	Allis Chalmers K2	1978-72	Case 1370
1976-72	Allis Chalmers L	1992-81	Case 1420
1979-77	Allis Chalmers L2	1992-81	Case 1440
1977-73	Allis Chalmers M	1992-81	Case 1460
1979-77	Allis Chalmers M2	1983-	Case 1500 Cruz Crane
1974	Allis Chalmers TL 650	1982-79	Case 1500 Cruz Crane
1979-76	Austin Western 301	1978-76	Case 1570
1979-78	Austin Western 714	1983-	Case 1800 Cruz Crane
1971-	Baker FGD-30	1982-79	Case 1800 Cruz Crane
1971-	Baker FGD-55	1988-80	Case 1835
1971-	Baker FGF-30	1988-82	Case 1835B
1971-	Baker FGF-50	1985-82	Case 1845B
1971-	Baker FID-30	1982-75	Case 1845S
1971-	Baker FID-55	1982-75	Case 188D

BUYERS GUIDE - ALTERNATORS AND GENERATORS

YEAR	MAKE / MODEL	YEAR	MAKE / MODEL
7186-3N - continued		7186-3N - continued	
1983-	Case 2000 Cruz Crane	1980-71	Caterpillar 540S
1982-79	Case 2000 Cruz Crane	1980-71	Caterpillar 600S
1983-78	Case 2090	1980-71	Caterpillar 670S
1984-83	Case 2094	1986-79	Caterpillar T100C
1983-78	Case 2290	1991-85	Caterpillar T100D
1987-83	Case 2294	1986-79	Caterpillar T120C
1983-78	Case 2390	1991-85	Caterpillar T125D
1987-85	Case 2394	1991-85	Caterpillar T150D
1984-79	Case 250 Travelift	1986-79	Caterpillar T165
1983-	Case 2500 Cruz Crane	1985-	Caterpillar T165
1982-79	Case 2500 Cruz Crane	1985-	Caterpillar T180
1983-78	Case 2590	1986-79	Caterpillar T180C
1987-83	Case 2594	1985-	Caterpillar T200
1979-74	Case 2670	1986-79	Caterpillar T200C
1984-83	Case 3294	1985-	Caterpillar T225
1983-	Case 3300 Cruz Crane	1986-79	Caterpillar T25
1982-79	Case 3300 Cruz Crane	1985-	Caterpillar T250
1983-	Case 3330 Cruz Crane	1986-79	Caterpillar T250C
1982-79	Case 3330 Cruz Crane	1985-	Caterpillar T300
1982-75	Case 336D	1986-79	Caterpillar T30B
1984-79	Case 350B	1986-79	Caterpillar T30C
1992-85	Case 4000	1986-79	Caterpillar T35B
1986-82	Case 40LC	1986-79	Caterpillar T35C
1983-79	Case 4490	1986-79	Caterpillar T40B
1987-84	Case 4494	1986-79	Caterpillar T40C
1993-83	Case 450C	1986-79	Caterpillar T45B
1979-77	Case 453	1986-79	Caterpillar T45C
1993-83	Case 455C	1986-79	Caterpillar T50B
1983-79	Case 4690	1986-79	Caterpillar T50C
1975	Case 480B	1986-79	Caterpillar T55B
1980-76	Case 480C	1986-79	Caterpillar T55C
1988-79	Case 480C Construction King	1986-79	Caterpillar T60B
1988-79	Case 480D Construction King	1986-79	Caterpillar T60C
1988-79	Case 480LL Construction King	1991-85	Caterpillar T60D
1984-79	Case 500 Travelift	1986-79	Caterpillar T70C
1992-85	Case 5000	1991-85	Caterpillar T70D
1986-81	Case 5288	1986-79	Caterpillar T80C
1986-81	Case 5488	1991-85	Caterpillar T80D
1992-85	Case 5500	1986-79	Caterpillar T90C
1983-	Case 5500 Cruz Crane	1991-85	Caterpillar T90D
1982-79	Case 5500 Cruz Crane	1991-85	Caterpillar TC100D
1976-71	Case 580B Construction King	1991-85	Caterpillar TC120D
1980-75	Case 580C Construction King	1986-79	Caterpillar TC30
1984-80	Case 580D Construction King	1986-79	Caterpillar TC60C
All	Case 580SD	1986-79	Caterpillar V100
1988-75	Case 584C	1991-85	Caterpillar V110
1988-75	Case 584D	1986-79	Caterpillar V120
1988-75	Case 585C	1991-85	Caterpillar V130
1988-75	Case 585D	1986-79	Caterpillar V140
1988-75	Case 586C	1991-85	Caterpillar V150
1988-75	Case 586D	1986-79	Caterpillar V30A
1984-79	Case 650 Travelift	1980-79	Caterpillar V30B
1984-79	Case 650CA Travelift	1986-79	Caterpillar V30C
1979-77	Case 715	1991-85	Caterpillar V30D
1992-88	Case 760	1986-79	Caterpillar V35A
1975-70	Case 770	1980-79	Caterpillar V35B
1984-79	Case 800 Travelift	1986-79	Caterpillar V35C
1979-77	Case 815	1991-85	Caterpillar V35D
1975-70	Case 870	1980-79	Caterpillar V40B
1979-77	Case 915	1986-79	Caterpillar V40C
1978-70	Case 970	1986-79	Caterpillar V41
1985-76	Case Cruz-Air 40	1980-79	Caterpillar V45B
1979-76	Case Cruz-Air 80	1986-79	Caterpillar V45C
1970-	Case DH5	1980-79	Caterpillar V50B
1970-	Case DH5B	1986-79	Caterpillar V50C
1970-	Case TF1000	1986-79	Caterpillar V51
1983-79	Case W11	1986-79	Caterpillar V55B
1993-83	Case W11B	1986-79	Caterpillar V55C

BUYERS GUIDE - ALTERNATORS AND GENERATORS

YEAR	MAKE / MODEL	YEAR	MAKE / MODEL
7186-3N - continued		7186-3N - continued	
1986-79	Caterpillar V60B	1976-75	Clark C500-YF20 / 25 / 30
1986-79	Caterpillar V60D	1985-77	Clark C500-YS60
1991-85	Caterpillar V60E	1976-75	Clark CH60 Series
1986-79	Caterpillar V70D	1976-75	Clark CH70 Series
1991-85	Caterpillar V70E	1976-75	Clark CH80 Series
1986-79	Caterpillar V80D	1981-78	Clark CTA6E
1991-85	Caterpillar V80E	1982-78	Clark CTAD-20
1982-81	Clark 1074	1982-78	Clark CTAD-30
1981-75	Clark 1075	1982-78	Clark CTAD-40
1985-82	Clark 1080	1982-78	Clark CTAD-50
1985-82	Clark 2000	1981-78	Clark CTD-20
1973	Clark 301	1987-78	Clark CTD-30
1981-75	Clark 35C	1987-78	Clark CTD-40
1982	Clark 440	1987-78	Clark CTD-50
1985-82	Clark 443	1994-85	Clark GCS17
1981-75	Clark 45C	1994-85	Clark GCS20
1981	Clark 530	1994-85	Clark GCS25
1982-76	Clark 533	1994-85	Clark GCS30
1982-81	Clark 540	1997-90	Clark GCX20
1982-81	Clark 543	1997-90	Clark GCX25E
1985-83	Clark 543B	1997-90	Clark GCX30C
1978-75	Clark 55B	1997-90	Clark GCX40
1981	Clark 55C	1997-90	Clark GCX50
1981-79	Clark 610	1994-85	Clark GPS17
1980-74	Clark 620	1994-85	Clark GPS20
1982-81	Clark 630	1994-85	Clark GPS25
1982-77	Clark 632	1994-85	Clark GPS30
1985-81	Clark 641	1995-90	Clark GPX20
1985-83	Clark 642	1995-90	Clark GPX25E
1985-81	Clark 643	1995-90	Clark GPX30
1980	Clark 700	1986-75	Clark IT60
1982-81	Clark 720	1987-75	Clark IT70
1981-80	Clark 721	1987-75	Clark IT80
1980	Clark 733	1981-79	Clark UT40
1985-81	Clark 741	1988-79	Clark UT60
1985-81	Clark 742	1975	Cockshutt 1555
1985-81	Clark 743	1975	Cockshutt 1655
1985-81	Clark 843	1974-71	Construction Equipment Co. 330-H
1985	Clark 943	1974-71	Construction Equipment Co. 440
1985-80	Clark 974	1974-71	Construction Equipment Co. 440-H
1985-81	Clark 975	1974-71	Construction Equipment Co. 440-HT
1986-75	Clark C300-30 / 40 / 50	1974-71	Construction Equipment Co. 444
1982-77	Clark C300-Y40 / 50	1974-71	Construction Equipment Co. 660-B
1987-75	Clark C500-100 / 110 / 120	1974-71	Construction Equipment Co. 660-BT
1987-82	Clark C500-130 / 135 / 155	1974-71	Construction Equipment Co. 666-B
1987-82	Clark C500-160 / 180	1974-71	Construction Equipment Co. 777-B
1986-75	Clark C500-20 / 25	1974-71	Construction Equipment Co. 777-BT
1987-75	Clark C500-200	1974-71	Construction Equipment Co. 888-T
1987-82	Clark C500-220 / 225	1985-80	Cummins Engines B Series
1987-77	Clark C500-250 / 300	1986-84	DMT Corporation Various Models
1986-75	Clark C500-30	1978-76	Drott Mfg. 35C
1986-75	Clark C500-35 / 40 / 45 / 50 / 55	1978-76	Drott Mfg. 40C
1987-82	Clark C500-400 / 450 / 550 / 650	1978-76	Drott Mfg. Cruz-Air 40-ER / 40-YR
1987-75	Clark C500-60 / 70 / 80	1978-76	Drott Mfg. Cruz-Air 80
1976-75	Clark C500-F20 / 25	1978-76	Drott Mfg. Cruz-Crane 1500
1976-75	Clark C500-H Series	1978-76	Drott Mfg. Cruz-Crane 1800
1976-75	Clark C500-H40 / 45 / 50 / 55	1977-71	Elgin Sweeper Eductor
1976-75	Clark C500-H60 / 70 / 80	1979-71	Elgin Sweeper Pelican
1976-74	Clark C500-HY40 / 45 / 50 / 55	1979-71	Elgin Sweeper White Wing
1976-75	Clark C500-HY60 / 70 / 80	1981-77	Fiat-Allis 545B
1981-77	Clark C500-S60	1976-74	Fiat-Allis 545B
1986-75	Clark C500-Y100	1981-74	Fiat-Allis 605B
1986-82	Clark C500-Y110	1978-74	Fiat-Allis M-65
1981-75	Clark C500-Y120 / 130 / 135 / 150	1988-82	Flaherty Various Models
1981-77	Clark C500-Y160 / 200 / 250 / 300	All	Flextrac Nodwell FN160
1986-75	Clark C500-Y20 / 25 / 30	1992-85	Ford 296C
1985-77	Clark C500-Y40 / 45 / 50 / 55	1980-	Galion 503
1986-77	Clark C500-Y60 / 70 / 80	1988-79	Galion S35B

BUYERS GUIDE - ALTERNATORS AND GENERATORS

YEAR	MAKE / MODEL	YEAR	MAKE / MODEL
7186-3N - continued		7186-3N - continued	
1988-79	Galion S55C	1984-81	International 5288
1981-	Galion Various Models	1984-81	International 5488
All	Hyster H100E	1984-78	International 5500
1986-85	Hyster H10-150F	1978-73	International 574
All	Hyster H110E	1978-73	International 574D
All	Hyster H110F	1985-80	International 58
All	Hyster H-130F	1974-72	International 615
1980-	Hyster H-135XL	1984-81	International 6388
1986-85	Hyster H-150-275F	1984-81	International 6588
1986-85	Hyster H-150-275H	1974-72	International 660
All	Hyster H-150F	1984-78	International 674
1980-	Hyster H-155XL	1984-78	International 674D
1980-	Hyster H-155XL2	1984-78	International 674DRC
1986-85	Hyster H-160-110E	1984-78	International 674RC
All	Hyster H-165H	1984-81	International 6788
1986-85	Hyster H40-60JS	1980-76	International 686 (F&I)
1985-	Hyster P-40	1980-76	International 686D (F&I)
1985-	Hyster S-30	1979-72	International 715
1985-	Hyster S-40	1979-72	International 715D
1980-	Hyster S-40-50F	1983-82	International 7388
1980-	Hyster S-40-60ES	1976-71	International 766
1985-	Hyster S-40-60XL	1976-71	International 766D
1985-	Hyster S-50F	1973-72	International 770
1985-	Hyster S-60ES	1983-82	International 7788
1992-85	Hyster Various Models	1974-72	International 780
1976-71	International 1066D (F&I)	1974-71	International 815
1981-76	International 1086D	1979-71	International 815D
1979-73	International 140 (F&I)	1981-76	International 886D
1979-73	International 140HC (F&I)	1974-71	International 915
1986-78	International 1420	1979-71	International 915D
1984-80	International 1430D	1976-71	International 966D (F&I)
1984-74	International 1440D	1981-76	International 986D
1984-77	International 1460D	1976-72	International Farmall 666
1976-71	International 1466D (F&I)	1976-72	International Farmall 666D
1974-71	International 1468D (F&I)	1976-73	International Hydro 100D
1979-77	International 1480	1981-76	International Hydro 186D
1981-76	International 1486D	1980-76	International Hydro 686
1976-74	International 1566D (F&I)	1980-76	International Hydro 686D
1976-74	International 1568D (F&I)	1976-73	International Hydro 70
1981-76	International 1586D	1976-73	International Hydro 70D
1974-72	International 2500A	1975-71	International I-2400A
1974-72	International 2500A-D	1975-71	International I-2400AD
1974-72	International 2500B	1975-71	International I-2400B
1974-72	International 2500B-D	1975-71	International I-2400BD
1985-81	International 3088	1975-71	International I-2500A
1984-81	International 3288	1975-71	International I-2500AD
1981-78	International 3388	1975-71	International I-2500B
1984-81	International 3488	1975-71	International I-2500BD
1981-78	International 3588	1975-72	International I-3400A
1984-81	International 3688	1975-72	International I-3400AD
1981-80	International 3788	1975-72	International I-3400DA
1984-78	International 4000	1975-72	International I-3500A
1978-73	International 416	1975-72	International I-3500AD
1976-72	International 4166D	1975-72	International I-3500DA
1978-76	International 4186D	1976-73	International I-3600AD
1978-73	International 422	1974-73	International I-3820DA
1976-73	International 4366D	1972-71	International I-4000DB
1981-76	International 4386D	1974-73	International I-4500A
1979-73	International 453	1982-73	International I-4500AD
1979-73	International 453D	1974-73	International I-4500B
1973-72	International 454	1982-73	International I-4500BD
1976-75	International 4568D	1974-73	International I-464
1981-76	International 4586D	1974-73	International I-464D
1978-73	International 464	1974-73	International I-574
1978-73	International 464D	1974-73	International I-574D
1984-78	International 5000	1974-73	International I-674
1984-81	International 5088	1974-73	International I-674D
1985-80	International 510	1974-73	International I-674DRC

BUYERS GUIDE - ALTERNATORS AND GENERATORS

YEAR	MAKE / MODEL	YEAR	MAKE / MODEL
7186-3N - continued		7186-3N - continued	
1974-73	International I-674RC	1992-85	John Deere 548D
1972-71	International I-8000B	1993-	John Deere 548E
1972-71	International I-8000DB	1986-82	John Deere 5720
1975-72	International I-9000	1986-82	John Deere 5820
1975-72	International I-9000D	1977-70	John Deere 6030
1979-74	International Model 95 Cotton Harvester	1989-87	John Deere 610C
1986-83	John Deere 164	1992-88	John Deere 624E
1986-83	John Deere 2150	1986-83	John Deere 6329
1986-83	John Deere 276	All	John Deere 6329D
1990-	John Deere 300D	1985-75	John Deere 640
1972-69	John Deere 3020	1986-83	John Deere 6404
1992-90	John Deere 310D	1992-85	John Deere 640D
1992-87	John Deere 315C	1993-	John Deere 640E
1992-90	John Deere 315D	1986-83	John Deere 6414
1992-	John Deere 315D	All	John Deere 6414D / T
1986-83	John Deere 3164	1993-88	John Deere 643
1986-83	John Deere 329	1990-	John Deere 643D
1988-84	John Deere 340D	1986-82	John Deere 644C
1988-	John Deere 400G	1988-87	John Deere 644D
1972-71	John Deere 4020	1992-88	John Deere 644E
1978-73	John Deere 4030	1986-83	John Deere 6466
1986-81	John Deere 404	All	John Deere 6466A / D / T
1982-78	John Deere 4040	1992-85	John Deere 648D
1988-83	John Deere 4050	1993-	John Deere 648E
1992-87	John Deere 410C	1986-83	John Deere 6531
1992-90	John Deere 410D	1986-83	John Deere 6619
1990-	John Deere 410D	1975-71	John Deere 7020
1986-83	John Deere 414	1989-87	John Deere 710B
1986-83	John Deere 4219	1993-89	John Deere 710C
1978-73	John Deere 4230	1992-90	John Deere 710D
1982-78	John Deere 4240	1988-80	John Deere 740A
1974	John Deere 425 Hay Cuber	1993-	John Deere 740E
1988-83	John Deere 4250	1993-	John Deere 748E
1986-83	John Deere 4276	1975-71	John Deere 7520
All	John Deere 4276D / T	1978-75	John Deere 8430
1973-69	John Deere 4320	1978-75	John Deere 8630
1984-76	John Deere 440C	1986-83	John Deere 8955
1992-84	John Deere 440D	1973-72	John Deere H155
1978-73	John Deere 4430	1973-72	John Deere H7
1982-78	John Deere 4440	1981-76	John Deere JD444
1986-82	John Deere 444C	1982-75	John Deere JD544B
1988-87	John Deere 444D	1982-75	John Deere JD644B
1990-83	John Deere 4450	1982-76	John Deere JD646B
1985-84	John Deere 448D	1978-73	Massey Ferguson MF-1085
1992-90	John Deere 455B	1977	Massey Ferguson MF-11 Wheel Loader
1973-69	John Deere 4620	1978-71	Massey Ferguson MF-1105
1978-73	John Deere 4630	1978-71	Massey Ferguson MF-1135
1982-78	John Deere 4640	1978-71	Massey Ferguson MF-1155
1988-83	John Deere 4650	1978-74	Massey Ferguson MF-1505
1986-81	John Deere 466	1978-74	Massey Ferguson MF-1805
1987-	John Deere 482C	1977-76	Massey Ferguson MF-20U
1982-79	John Deere 4840	1975-73	Massey Ferguson MF-220 Log Skidder
1988-83	John Deere 4850	1977-76	Massey Ferguson MF-2200
1992-87	John Deere 510C	1982-75	Massey Ferguson MF-230
1992-90	John Deere 510D	1976-74	Massey Ferguson MF-235
1977-74	John Deere 5200	1982-77	Massey Ferguson MF-245
1982-81	John Deere 531	1982-74	Massey Ferguson MF-255
1977-74	John Deere 5400	1982-74	Massey Ferguson MF-265
1981-76	John Deere 540B	1984-81	Massey Ferguson MF-2675
1992-85	John Deere 540D	1984-81	Massey Ferguson MF-2705
1993-	John Deere 540E	1984-81	Massey Ferguson MF-2745
2004-01	John Deere 5420	1982-74	Massey Ferguson MF-275
All	John Deere 544	1984-81	Massey Ferguson MF-2775
1982-77	John Deere 5440	1984-81	Massey Ferguson MF-2805
1986-82	John Deere 544C	1982	Massey Ferguson MF-2810
1988-87	John Deere 544D	1982	Massey Ferguson MF-2830
1995-88	John Deere 544E	1982-73	Massey Ferguson MF-285
1982-77	John Deere 5460	1982	Massey Ferguson MF-2850

BUYERS GUIDE - ALTERNATORS AND GENERATORS

YEAR	MAKE / MODEL	YEAR	MAKE / MODEL
7186-3N - continued		7186-3N - continued	
1982	Massey Ferguson MF-2870	1986	Waukesha 4-220
1982	Massey Ferguson MF-2890	1982-79	Waukesha 4-220D
1982-79	Massey Ferguson MF-295	1985-81	Waukesha 6-330D
1977-76	Massey Ferguson MF-30U	1985-81	Waukesha 6-330G
1977-76	Massey Ferguson MF-31 Wheel Loader	1974	Waukesha F-1197
1978-76	Massey Ferguson MF-320 Log Skidder	1974	Waukesha F-2895
1974	Massey Ferguson MF-4000	1974	Waukesha F-3521
1977-76	Massey Ferguson MF-40U	1980-74	Waukesha F-817G
1977-75	Massey Ferguson MF-4500	1974	Waukesha H-1077
1977-76	Massey Ferguson MF-45U	1974	Waukesha L-1616
1977-76	Massey Ferguson MF-50U	1974	Waukesha L-5100D
1977-76	Massey Ferguson MF-55 Wheel Loader	1974	Waukesha L-5108G
1982-77	Massey Ferguson MF-60	1974	Waukesha L-5790
1982-77	Massey Ferguson MF-60 Back Hoe	1974	Waukesha L-7042G
1975-74	Massey Ferguson MF-6000	1974	Waukesha P-2154
1982-81	Massey Ferguson MF-60B	1990-79	Waukesha VRD155
1980-79	Massey Ferguson MF-60C	1978-75	Waukesha VRD155
1977-75	Massey Ferguson MF-6500	1983-73	Waukesha VRD-232
1977-76	Massey Ferguson MF-66 Wheel Loader	1983-73	Waukesha VRD-283
1973-72	Massey Ferguson MF-740	1983-73	Waukesha VRD-310
1973-72	Massey Ferguson MF-750	1990-75	Waukesha VRG155
1973-72	Massey Ferguson MF-760	1983-73	Waukesha VRG-232
1975-72	Massey Ferguson MF-77 Wheel Loader	1983-73	Waukesha VRG-265
1974-72	Minneapolis Moline G-1055	1983-73	Waukesha VRG-283
1974-72	Minneapolis Moline G-1355	1983-73	Waukesha VRG-310
1974-72	Minneapolis Moline G-955	1982-75	White 2-105
1985-76	New Holland 1100	1988-82	White 2-110
1987-82	New Holland 1116	1978	White 2-135
1989-82	New Holland 1426	1977-75	White 2-150
1986-76	New Holland 1495	1978	White 2-155
1988-87	New Holland 1496	1982-75	White 2-70
1989-86	New Holland 1900	1982-75	White 2-85
1975	Oliver 1555	1988-83	White 2-88
1975	Oliver 1655	1978-75	White 4-150
1974-72	Oliver 2255	1978-75	White 4-180
1974-72	Oliver 2655	1980-74	White 7300
1986-81	Teledyne - Continental 2.7L Diesel	1978-74	White 8600
1986-	Teledyne - Continental F-163	1977-74	White 8800
1985-81	Teledyne - Continental F-163	1981	White MA-100
1986-	Teledyne - Continental F-227	1974-71	White MA-100
1985-81	Teledyne - Continental F-227	1981	White MA-120
1986-	Teledyne - Continental F-245	1978-75	White MA-20
1985-81	Teledyne - Continental F-245	1978-75	White MA-25
1986-	Teledyne - Continental TC-56	1978-75	White MA-30
1985-83	Teledyne - Continental TC-56	1978-75	White MA-30H
1986-	Teledyne - Continental TCM	1978-75	White MA-35
1986-	Teledyne - Continental TM-13	1978-75	White MA-40
1986-	Teledyne - Continental TM-20	1978-75	White MA-45
1986-	Teledyne - Continental TM-27	1978-75	White MA-50
1986-	Teledyne - Continental TMD-13	1978-75	White MA-55
1986-	Teledyne - Continental TMD-20	1978-75	White MA-60H
1986-	Teledyne - Continental TMD-27	1981	White MA-60HD
1986-	Teledyne - Continental TMDT-27	1978-75	White MA-60S
1986-	Teledyne - Continental Y-112	1981	White MA-70
1985-81	Teledyne - Continental Y-112	1974-71	White MA-70
1977-76	Toro Matador	1981	White MA-80
1978-76	Toro Parkmaster	1974-71	White MA-80
1980-71	Towmotor Model 540S	1974-71	White MA-90
1980-71	Towmotor Model 600S	1978-75	White MSB-20
1980-71	Towmotor Model 670S	1978-75	White MSB-25
1982-77	Versatile 150	1978-75	White MSB-30
1985-80	Versatile 160	1978-75	White MSB-35
1986-84	Versatile 256	1980-72	White MY-20
1985	Versatile 276	1982-72	White MY-25
1981-79	Wabco 700	1982-72	White MY-30
1981-79	Wabco 777	1981	White MY-40B
1974	Waukesha 180DCL	1978-73	White MY-40B
1974	Waukesha 180GKB	1981	White MY-50B

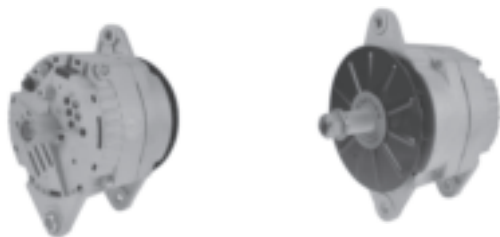
BUYERS GUIDE - ALTERNATORS AND GENERATORS

YEAR MAKE / MODEL

7186-3N - continued
 1978-73 White MY-50B
 1981 White MY-60B
 1978-73 White MY-60B
 1981 White MY-70B
 1978-73 White MY-70B
 1981 White MY-80B
 1978-75 White MY-80B
 1975 White (Cockshutt) 1555
 1975 White (Cockshutt) 1655
 1974-70 White (Cockshutt) 2255
 1974-70 White (Cockshutt) 2655
 1974-72 White (Mpls Moline) G-1055
 1974-72 White (Mpls Moline) G-1355
 1974-72 White (Mpls Moline) G-955
 1975 White (Oliver) 1555
 1975 White (Oliver) 1655
 1974-72 White (Oliver) 2255
 1974-72 White (Oliver) 2655

7197N

New Alternator - Delco , 27SI/200, IR/EF, 24 V, 65A, BI



1979-75 Case 600 Skid King
 1989-85 Case W14B
 1977-71 Case W18
 1988-71 Case W18B
 1977-71 Case W20
 1984-80 Case W20B
 1989-82 Case W20C
 1977-75 Case W24B
 1985-77 Case W24C
 1977-71 Case W26B
 1989-84 Case W30
 All Case W36
 1987-78 Case W36
 1978-75 Clark 175B
 1986-79 Clark 280
 1978-75 Clark 280 IIIA
 1978-75 Clark 75B
 1980-73 Clark 75C
 1991 Consolidated Diesel 4B
 1991 Consolidated Diesel 6B
 1991 Consolidated Diesel 6C
 1992-83 Cummins Engines K Series
 1991 Cummins Engines L Series
 1985-83 Cummins Engines V Series
 1978-76 Drott Mfg. 120C
 1979-75 International H-65C
 1979-75 International H-80B
 1979-74 International H-90E
 1999-94 Kobelco SK400-III
 1978-76 Terex TS-14
 1978-76 Terex TS-14B

YEAR MAKE / MODEL


7252N

New Alternator - Delco , 25SI, IR/EF, 24 V, 75A, BI



1999-98 Caterpillar 140H
 1992 Caterpillar 3208
 1989-87 Caterpillar 3406
 1987 Caterpillar 3412
 1993-86 Caterpillar 3508
 1993-86 Caterpillar 3512
 1993-86 Caterpillar 3516
 1985-77 Caterpillar 621B
 1990 Caterpillar 621E
 1989-87 Caterpillar 623E
 1991 Caterpillar 631E
 1989-87 Caterpillar 633E
 1993-86 Caterpillar 637E
 1993-85 Caterpillar 657E
 1993-86 Caterpillar 784
 1993-86 Caterpillar 785
 1993-86 Caterpillar 789
 1993-75 Caterpillar 834B
 1993-85 Caterpillar 988B
 1993-85 Caterpillar 992C
 1993-86 Caterpillar D10N
 1993-86 Caterpillar D11N
 1993-85 Caterpillar D7H
 1992-82 Caterpillar D8L
 1993-86 Caterpillar D8N
 1993-86 Caterpillar D9N
 1993-86 Caterpillar Various Models
 1986-81 Clark 125C
 1986-73 Clark 175B
 1986-79 Clark 275B
 1986-81 Clark 275K
 1986-81 Clark 280
 1986-81 Clark 380
 1986-73 Clark 475B
 1986 Clark 475C
 1977-73 Clark 675
 1986-79 Clark 675B
 1986-81 Clark 75C
 1985-83 Cummins Engines 855 Series
 1990-83 Cummins Engines K Series
 1990-83 Cummins Engines L Series
 1985-83 Cummins Engines V Series
 1989-87 Dresser 630E
 1989-87 Dresser 780E
 1987-83 Wabco 120 Ton
 1987-83 Wabco 170 Ton

BUYERS GUIDE - ALTERNATORS AND GENERATORS

YEAR	MAKE / MODEL	YEAR	MAKE / MODEL
7254N		7254N - continued	
New Alternator - Delco , 25SI, IR/EF, 24 V, 50A, BI			
			
1981-75	Allis Chalmers 11000	1997-86	Caterpillar 3408
1978-72	Allis Chalmers 21000	1997-86	Caterpillar 3412
1978-75	Allis Chalmers 25000	1989-87	Caterpillar 508
1973	Allis Chalmers 260B	1995-71	Caterpillar 518
1973	Allis Chalmers 261B	1995-75	Caterpillar 528
1984-79	Allis Chalmers 6138	1998-92	Caterpillar 530B
1972	Allis Chalmers 645B	1977-69	Caterpillar 561C
1984-83	Allis Chalmers 685	1992-78	Caterpillar 561D
1980-79	Allis Chalmers 685	1974-72	Caterpillar 571F
1986-73	Allis Chalmers 945	1992-75	Caterpillar 571G
1972-69	Allis Chalmers HD-16	1974-72	Caterpillar 572F
1973	Allis Chalmers HD-16DD	1992-75	Caterpillar 572G
1972-71	Allis Chalmers HD-16DP	1974-69	Caterpillar 583H
1973	Allis Chalmers HD-16PS	1989-78	Caterpillar 583K
1973-71	Allis Chalmers HD-21	1992-83	Caterpillar 589
1973-70	Allis Chalmers HD-41	1992-83	Caterpillar 591
1973-70	Allis Chalmers HD-6	1974	Caterpillar 594
1974-70	Caterpillar 112F	1985-74	Caterpillar 594H
1974-70	Caterpillar 120	1984-76	Caterpillar 613B
1995-73	Caterpillar 120G	1993-84	Caterpillar 613C
1973-69	Caterpillar 12F	1987-81	Caterpillar 615
1995-73	Caterpillar 12G	1993-85	Caterpillar 615C
1995-73	Caterpillar 130G	1974-69	Caterpillar 621
1995-73	Caterpillar 140G	1986	Caterpillar 621B
2000	Caterpillar 140H	1983-73	Caterpillar 621B
1997-94	Caterpillar 140H	1993-91	Caterpillar 621E
1973-69	Caterpillar 14E	1989-86	Caterpillar 621E
1995-73	Caterpillar 14G	1986-73	Caterpillar 623B
1973-70	Caterpillar 16	1993-90	Caterpillar 623E
1977-71	Caterpillar 1673C	1986	Caterpillar 623E
1977-67	Caterpillar 1674	1974-70	Caterpillar 627
1977-71	Caterpillar 1693	1986-73	Caterpillar 627B
1995-73	Caterpillar 16G	1993-86	Caterpillar 627E
1984-76	Caterpillar 215	1975-70	Caterpillar 631C
1992-80	Caterpillar 215B	1985-73	Caterpillar 631D
1992-87	Caterpillar 215C	1993-92	Caterpillar 631E
1992-87	Caterpillar 219	1990-85	Caterpillar 631E
1992-87	Caterpillar 219D	1975-70	Caterpillar 633C
1986-72	Caterpillar 225	1985-75	Caterpillar 633D
1992-86	Caterpillar 225B	1993-85	Caterpillar 633E
1992-86	Caterpillar 225D	1975-70	Caterpillar 637
1992-86	Caterpillar 227	1985-75	Caterpillar 637D
1992-86	Caterpillar 229A	1993-85	Caterpillar 637E
1992-86	Caterpillar 229D	1984-79	Caterpillar 639D
1986-73	Caterpillar 235	1981-70	Caterpillar 641B
1992-86	Caterpillar 235B	1984-70	Caterpillar 651B
1992-88	Caterpillar 235C	1993-85	Caterpillar 651E
1992-88	Caterpillar 235D	1984-70	Caterpillar 657B
1988-72	Caterpillar 245	1996-94	Caterpillar 657E
1992-89	Caterpillar 245B	1993-85	Caterpillar 657E
1992-89	Caterpillar 245D	1978-70	Caterpillar 660B
1995-86	Caterpillar 3208	1978-70	Caterpillar 666B
1997-86	Caterpillar 3304	1978-71	Caterpillar 768B
1997-85	Caterpillar 3306	1996-79	Caterpillar 768C
1997-90	Caterpillar 3406	1978-72	Caterpillar 769B
1986	Caterpillar 3406	1996-79	Caterpillar 769C
		1999-95	Caterpillar 769D
		1978-75	Caterpillar 770
		1997-92	Caterpillar 771C
		2000-97	Caterpillar 771D
		1978-71	Caterpillar 772
		1996-78	Caterpillar 772B
		1978-70	Caterpillar 773
		1996-78	Caterpillar 773B
		2000-97	Caterpillar 773D
		1978-70	Caterpillar 776
		1992-84	Caterpillar 776B
		1997-92	Caterpillar 776C

BUYERS GUIDE - ALTERNATORS AND GENERATORS

YEAR	MAKE / MODEL	YEAR	MAKE / MODEL
7254N - continued		7254N - continued	
2000-97	Caterpillar 776D	1993-86	Caterpillar D10N
1984-74	Caterpillar 777	1993-86	Caterpillar D11N
1992-84	Caterpillar 777B	1978-72	Caterpillar D3
2000-92	Caterpillar 777C	1979-69	Caterpillar D4D
2000-97	Caterpillar 777D	1986-80	Caterpillar D4E
1981-69	Caterpillar 814	1996-85	Caterpillar D4H
1995-70	Caterpillar 814B	1984-69	Caterpillar D5
2003-96	Caterpillar 814F	1985-77	Caterpillar D5B
1981-70	Caterpillar 815	1996-85	Caterpillar D5H
1996-81	Caterpillar 815B	1984-69	Caterpillar D6C
1996-95	Caterpillar 815F	1997-77	Caterpillar D6D
1981-72	Caterpillar 816	1995-85	Caterpillar D6H
1996-81	Caterpillar 816B	1974-69	Caterpillar D7F
1996-95	Caterpillar 816F	1993-77	Caterpillar D7G
1979-70	Caterpillar 824B	1993-85	Caterpillar D7H
1996-78	Caterpillar 824C	1982-74	Caterpillar D8K
1979-70	Caterpillar 825B	1992-82	Caterpillar D8L
1996-78	Caterpillar 825C	1996-86	Caterpillar D8N
1996-95	Caterpillar 825G	1982-74	Caterpillar D9H
1979-70	Caterpillar 826B	1986-80	Caterpillar D9L
1996-78	Caterpillar 826C	1995-86	Caterpillar D9N
1996-95	Caterpillar 826G	1986	Caterpillar FB227
1971-70	Caterpillar 834	1992-86	Caterpillar IT18B
1996-75	Caterpillar 834B	1997-94	Caterpillar IT24B
1974-70	Caterpillar 835	1986-84	Caterpillar IT28
1996-93	Caterpillar 836	1993-86	Caterpillar IT28B
1992-86	Caterpillar 916	1977-73	Clark 125
1984-69	Caterpillar 920	1978-73	Clark 125B
1987-84	Caterpillar 926	1980-79	Clark 125C
1993-87	Caterpillar 926E	1974-71	Clark 275 IV
1985-69	Caterpillar 930	1980-79	Clark 280
1987-83	Caterpillar 936	1978-75	Clark 280 IIIA
1992-87	Caterpillar 936E	1980-79	Clark 380
1996-92	Caterpillar 936F	1972-70	Clark 380 III
1983-69	Caterpillar 941B	1978-73	Clark 380 IIIA
1992-80	Caterpillar 943	1974-73	Clark 380C III
1981-69	Caterpillar 950	1972-71	Clark 475 III
1987-81	Caterpillar 950B	1972-70	Clark 475 III
1991-87	Caterpillar 950E	1972-70	Clark 675
1996-91	Caterpillar 950F	1972-70	Clark 85 III
1981-71	Caterpillar 951C	1974-73	Clark 85C IIIA
1992-81	Caterpillar 953	1976-69	Construction Equipment Co. AFE-2
1975-72	Caterpillar 955K	1974-69	Construction Equipment Co. AFE-5
1981-71	Caterpillar 955L	1974-71	Construction Equipment Co. AFE-6
1995-94	Caterpillar 963	1974-71	Construction Equipment Co. AFE-7
1993-81	Caterpillar 963	1974-70	Construction Equipment Co. BPA-11
1996-95	Caterpillar 963B	1974-70	Construction Equipment Co. BPA-7
1983-68	Caterpillar 966C	1974-70	Construction Equipment Co. BPA-8
1987-80	Caterpillar 966D	1974-72	Construction Equipment Co. CFA-19
1990-87	Caterpillar 966E	1974-70	Construction Equipment Co. CPA-8
1996-90	Caterpillar 966F	1974-70	Construction Equipment Co. CPA-9
1995-82	Caterpillar 973	1985-83	Cummins Engines 855 Series
1978-75	Caterpillar 977K	1990-83	Cummins Engines K Series
1982-72	Caterpillar 977L	1990-83	Cummins Engines L Series
1970-69	Caterpillar 980	1985-83	Cummins Engines V Series
1984-70	Caterpillar 980B	1989-87	Dresser 140M
1992-78	Caterpillar 980C	1989-87	Dresser 210M
1996-91	Caterpillar 980F	1989-87	Dresser 325M
1979-69	Caterpillar 983	1989-87	Dresser 385M
1982-78	Caterpillar 983B	1989-87	Dresser 445E
1976-69	Caterpillar 988	1989-87	Dresser 510E
1993-76	Caterpillar 988B	1989-87	Dresser 510M
2000-94	Caterpillar 988F	1989-87	Dresser 521M
1973-70	Caterpillar 992	1992-85	Dresser 560B
1979-73	Caterpillar 992B	1989-87	Dresser 630E
1993-77	Caterpillar 992C	1989-87	Dresser 780E
1996-93	Caterpillar 992D	1982-79	Dresser D455A
1986-78	Caterpillar D10	1970-69	Euclid 201FD

BUYERS GUIDE - ALTERNATORS AND GENERATORS

YEAR	MAKE / MODEL	YEAR	MAKE / MODEL
7254N - continued		7254N - continued	
1971-69	Euclid 201LD	1980-71	Murphy Diesel 862
1972-69	Euclid 201LDT	1980-71	Murphy Diesel 872
1971-69	Euclid 201TD	1980-71	Murphy Diesel MP-11
1971-69	Euclid 201XD	1980-71	Murphy Diesel MP-12
1971-69	Euclid 203FD	1980-71	Murphy Diesel MP-20
1972-69	Euclid 206LDT	1980-71	Murphy Diesel MP-21
1972-69	Euclid 207LDT	1980-71	Murphy Diesel MP-22
1972-69	Euclid 208LDT	1980-71	Murphy Diesel MP-24
1971	Euclid 301ND	1979-72	Terex 33-05
1971	Euclid 302ND	1979-72	Terex 33-07
1970-69	Euclid R-22	1979-76	Terex 33-09
1970-69	Euclid R-35	1979-72	Terex 33-11
1970-69	Euclid R-50	1979-72	Terex 33-15
1970-69	Euclid RX	1979-76	Terex 33-19
1980-74	Fiat-Allis 100C	1975-71	Terex 72-21
1993-81	Fiat-Allis 10C	1975-71	Terex 72-31
1978-74	Fiat-Allis 12G	1979-76	Terex 72-31B
1982-79	Fiat-Allis 14C	1975-71	Terex 72-41
1980-74	Fiat-Allis 150C	1978-71	Terex 72-51
1980-74	Fiat-Allis 200C	1978-76	Terex 72-51BA
1985-74	Fiat-Allis 260B	1978-76	Terex 72-61
1985-74	Fiat-Allis 261B	1978-76	Terex 72-61AA
1981-74	Fiat-Allis 645B	1975-71	Terex 72-71
1980-79	Fiat-Allis 745	1978-76	Terex 72-71B
1979-74	Fiat-Allis 745B	1978-76	Terex 72-81
1974	Fiat-Allis 7G	1975-71	Terex 72-81
1980-74	Fiat-Allis 945	1975-71	Terex 74-51 Composter
1984-74	Fiat-Allis 945B	1979-72	Terex 82-20
1985-81	Fiat-Allis FD-20	1971	Terex 82-30
1985-81	Fiat-Allis FD-30	1979-76	Terex 82-30B
1995-81	Fiat-Allis FD-5	1970-68	Terex 82-30FA
1995-81	Fiat-Allis FD-9	1970-68	Terex 82-30FAM
1982-81	Fiat-Allis FG-75	1970-68	Terex 82-30FAT
1982-81	Fiat-Allis FG-85	1972-71	Terex 82-30G
1982-81	Fiat-Allis FG-95	1975-73	Terex 82-30GA
1985-79	Fiat-Allis FL-10C	1975-71	Terex 82-40
1985-79	Fiat-Allis FL-14C	1970-68	Terex 82-40CA
1986-79	Fiat-Allis FL-20	1975-71	Terex 82-40EA
1988-81	Fiat-Allis FL-5	1970-68	Terex 82-40FAT
1985-81	Fiat-Allis FL-7	1979-73	Terex 82-50
1986-81	Fiat-Allis FL-9	1975-72	Terex 82-80
1985-81	Fiat-Allis FR-10	1970-68	Terex 82-80DA
1986-81	Fiat-Allis FR-12	1978-72	Terex S-23E
1982-81	Fiat-Allis FR-15	1978-71	Terex S-24
1986-81	Fiat-Allis FR-20	1978-71	Terex S-24A
1985-81	Fiat-Allis FR-35	1978-76	Terex S-24B
1985-83	Fiat-Allis FS-11	1975-71	Terex S-32
1985-83	Fiat-Allis FS-20	1978-71	Terex S-35E
1985-83	Fiat-Allis FS-21	1978-71	Terex TS-18
1985-83	Fiat-Allis FS-22	1975-71	Terex TS-24
1985-83	Fiat-Allis FS-23	1978-76	Terex TS-24A
1982-74	Fiat-Allis HD-16DD / PS	1978-71	Terex TS-32
1982-74	Fiat-Allis HD-21	1993-87	Volvo All Models (By Engine)
1985-76	Fiat-Allis HD-31	1982-79	Wabco 120 Ton
1985-78	Fiat-Allis HD-41	1982-79	Wabco 170 Ton
1974-71	International 175	1982-79	Wabco 222
1982-75	International 560	1982-79	Wabco 229
1985-80	International 560B	1982-79	Wabco 252FT
1979-75	International H-400C	1982-81	Wabco 259
1971-70	International TD-250	1982-79	Wabco 333
1974-72	International TD-250C	1982-79	Wabco 339
1971-68	International TD-25B	1987-79	Wabco 35 Ton
1976-75	International TD-25C	1982-79	Wabco 353FT
1974-68	International TD-25C	1987-79	Wabco 50 Ton
1980-71	Murphy Diesel 452	1987-79	Wabco 65 Ton
1980-71	Murphy Diesel 462	1987-79	Wabco 75 Ton
1980-71	Murphy Diesel 472	1987-79	Wabco 85 Ton
1980-71	Murphy Diesel 852	1986-74	Waukesha F-1197

BUYERS GUIDE - ALTERNATORS AND GENERATORS

YEAR MAKE / MODEL

7254N - continued

1986-75 Waukesha F-2895
 1986-79 Waukesha F-3335D
 1986-75 Waukesha F-3521
 1978-74 Waukesha H-1077
 1986-75 Waukesha L-5108G
 1986-75 Waukesha L-5790
 1978-75 Waukesha L-5792
 1986-79 Waukesha L-6670D
 1986-75 Waukesha L-7042G
 1984-74 White All Models (By Engine)

7266N

New Alternator - Delco 20SI, 60 Amp/12 Volt, Bi-Directional, Neg. Grd., w/o pulley




1993-86 Caterpillar AH40
 1990-86 Caterpillar AH46
 1990-86 Caterpillar AH52
 1990-86 Caterpillar AH60
 1990-86 Caterpillar AM36
 1990-86 Caterpillar AM40
 1990-86 Caterpillar V160
 1990-86 Caterpillar V160B
 1990-86 Caterpillar V180
 1990-86 Caterpillar V180B
 1990-86 Caterpillar V200
 1990-86 Caterpillar V200B
 1990-86 Caterpillar V225
 1990-86 Caterpillar V225B
 1990-86 Caterpillar V250
 1990-86 Caterpillar V250B
 1990-86 Caterpillar V300
 1990-86 Caterpillar V300B
 1990-86 Caterpillar V330B
 1990-86 Caterpillar V925
 1980-79 Clark 55C
 1992 Consolidated Diesel 4B
 1992-91 Consolidated Diesel 6B
 1992-91 Consolidated Diesel 6C
 1985-83 Cummins Engines 855 Series
 1988-80 Cummins Engines B Series
 1988-80 Cummins Engines C Series
 1992-83 Cummins Engines K Series
 1993-83 Cummins Engines L Series
 1985-83 Cummins Engines V Series
 1984 International 7388
 1984 International 7588
 1984 International 7788
 1984-78 Massey Ferguson MF-4790
 1984-80 Massey Ferguson MF-4800
 1984-78 Massey Ferguson MF-4840
 1984-78 Massey Ferguson MF-4880
 1984-78 Massey Ferguson MF-4900

YEAR MAKE / MODEL

7294-SEN

New Alternator - Delco , 12SI, IR/EF, 12 V, 94A, CW



All Universal Retro-Fit Various

7297N

New Alternator - Delco , 20SI, IR/EF, 24 V, 45A, BI



1986-80 Allis Chalmers 6138
 1986-85 Allis Chalmers 685
 1982-81 Allis Chalmers 685
 1986-80 Allis Chalmers 945
 1997 Atlas Copco XAMS355
 1996- Atlas Copco XAS400
 1989-79 Caterpillar 120B
 1993-79 Caterpillar 120G
 1993-79 Caterpillar 12G
 1993-79 Caterpillar 130G
 1974-70 Caterpillar 140
 1993-79 Caterpillar 140G
 2000-94 Caterpillar 140H
 1993-79 Caterpillar 14G
 1984-76 Caterpillar 215
 1992-80 Caterpillar 215B
 1992-87 Caterpillar 215C
 1992-87 Caterpillar 219
 1992-87 Caterpillar 219D
 1986-72 Caterpillar 225
 1992-86 Caterpillar 225B
 1992-86 Caterpillar 225D
 1992-86 Caterpillar 227
 1992-86 Caterpillar 229A
 1992-86 Caterpillar 229D
 1986-73 Caterpillar 235
 1992-86 Caterpillar 235B
 1992-88 Caterpillar 235C
 1992-88 Caterpillar 235D
 1988-72 Caterpillar 245
 1992-89 Caterpillar 245B
 1992-89 Caterpillar 245D
 1990-86 Caterpillar 3208
 1990-86 Caterpillar 3304
 1990-85 Caterpillar 3306
 1990-86 Caterpillar 3406
 1990-86 Caterpillar 3408
 1990-86 Caterpillar 3412
 1993-86 Caterpillar 3508
 1993-86 Caterpillar 3512
 1993-86 Caterpillar 3516
 1989-87 Caterpillar 508

BUYERS GUIDE - ALTERNATORS AND GENERATORS

YEAR	MAKE / MODEL	YEAR	MAKE / MODEL
7297N - continued		7297N - continued	
1993-79	Caterpillar 518	1986-80	Caterpillar D4E
1993-79	Caterpillar 528	1993-85	Caterpillar D4H
1993-92	Caterpillar 530B	1984-79	Caterpillar D5
1992-79	Caterpillar 561D	1985-79	Caterpillar D5B
1992-79	Caterpillar 571G	1984-79	Caterpillar D6C
1992-79	Caterpillar 572G	1997-79	Caterpillar D6D
1989-78	Caterpillar 583K	1995-85	Caterpillar D6H
1992-83	Caterpillar 589	1993-79	Caterpillar D7G
1992-83	Caterpillar 591	1993-85	Caterpillar D7H
1985-79	Caterpillar 594H	1982-78	Caterpillar D8K
1984-79	Caterpillar 613B	1992-82	Caterpillar D8L
1993-84	Caterpillar 613C	1993-86	Caterpillar D8N
1987-81	Caterpillar 615	1982-79	Caterpillar D9H
1993-85	Caterpillar 615C	1986-80	Caterpillar D9L
1986-79	Caterpillar 621B	1993-86	Caterpillar D9N
1993-86	Caterpillar 621E	1991-88	Caterpillar FB227
1986-79	Caterpillar 623B	1992-86	Caterpillar IT18B
1993-86	Caterpillar 623E	1993-86	Caterpillar IT28B
1986-79	Caterpillar 627B	1993-86	Caterpillar Various Models
1993-86	Caterpillar 627E	1991-77	Champion 710
1985-79	Caterpillar 631D	1993-77	Champion 710A
1993-85	Caterpillar 631E	1993-92	Champion 716A
1985-79	Caterpillar 633D	1993-75	Champion 720
1993-85	Caterpillar 633E	1993-83	Champion 720A
1985-79	Caterpillar 637D	1993-92	Champion 726A
1993-85	Caterpillar 637E	1993-85	Champion 730
1984-79	Caterpillar 639D	1993-85	Champion 730A
1981-79	Caterpillar 641B	1993-92	Champion 736A
1984-79	Caterpillar 651B	1991-75	Champion 740
1984-79	Caterpillar 657B	1993-91	Champion 740A
1993-85	Caterpillar 657E	1993-87	Champion 750
1981-79	Caterpillar 814	1993-87	Champion 750A
1993-79	Caterpillar 814B	1991-75	Champion 760
1981-79	Caterpillar 815	1991-85	Champion 780
1993-81	Caterpillar 815B	1993-86	Champion 780A
1981-72	Caterpillar 816	1992-91	Consolidated Diesel 4B
1993-81	Caterpillar 816B	1992	Consolidated Diesel 6B
1979	Caterpillar 824B	1992-91	Consolidated Diesel 6C
1993-79	Caterpillar 824C	1985-83	Cummins Engines 855 Series
1979	Caterpillar 825B	1988-80	Cummins Engines B Series
1993-79	Caterpillar 825C	1988-80	Cummins Engines C Series
1979	Caterpillar 826B	1993-83	Cummins Engines L Series
1993-79	Caterpillar 826C	1985-83	Cummins Engines V Series
1992-86	Caterpillar 916	1992-84	Dresser 510B
1984-79	Caterpillar 920	1993-81	Fiat-Allis 10C
1987-84	Caterpillar 926	1982-79	Fiat-Allis 14C
1985-79	Caterpillar 930	1985-80	Fiat-Allis 260B
1987-83	Caterpillar 936	1985-80	Fiat-Allis 261B
1983-79	Caterpillar 941B	1981-80	Fiat-Allis 645B
1992-80	Caterpillar 943	1985-79	Fiat-Allis 65B
1981-79	Caterpillar 950	1980-79	Fiat-Allis 745
1987-81	Caterpillar 950B	1985-83	Fiat-Allis 8B
1981-79	Caterpillar 951C	1985-83	Fiat-Allis 8BL
1992-81	Caterpillar 953	1985-81	Fiat-Allis 8C
1981-79	Caterpillar 955L	1980	Fiat-Allis 945
1993-81	Caterpillar 963	1984-80	Fiat-Allis 945B
1983-79	Caterpillar 966C	1985-83	Fiat-Allis FD-10C
1987-80	Caterpillar 966D	1985-81	Fiat-Allis FD-20
1990-87	Caterpillar 966E	1985-81	Fiat-Allis FD-30
1993-90	Caterpillar 966F	1995-81	Fiat-Allis FD-5
1993-82	Caterpillar 973	1985-81	Fiat-Allis FD-7
1982-79	Caterpillar 977L	1985-81	Fiat-Allis FD-9
1984-79	Caterpillar 980B	1986-81	Fiat-Allis FG-75
1992-79	Caterpillar 980C	1986-81	Fiat-Allis FG-85
1979-78	Caterpillar 983	1986-81	Fiat-Allis FG-95
1982-78	Caterpillar 983B	1985-79	Fiat-Allis FL-10C
1993-86	Caterpillar D10N	1985-79	Fiat-Allis FL-14C
1979	Caterpillar D4D	1986-79	Fiat-Allis FL-20

BUYERS GUIDE - ALTERNATORS AND GENERATORS

YEAR MAKE / MODEL

7297N - continued

1988-81	Fiat-Allis FL-5
1985-81	Fiat-Allis FL-7
1986-81	Fiat-Allis FL-9
1985-81	Fiat-Allis FR-10
1986-81	Fiat-Allis FR-12
1986-81	Fiat-Allis FR-15
1986-81	Fiat-Allis FR-20
1985-81	Fiat-Allis FR-35
1985-83	Fiat-Allis FS-11
1985-81	Fiat-Allis FS-20
1985-81	Fiat-Allis FS-21
1985-81	Fiat-Allis FS-22
1985-81	Fiat-Allis FS-23
1982-79	Fiat-Allis HD-16DD / PS
1982-79	Fiat-Allis HD-21
1985-80	Fiat-Allis HD-31
1985-80	Fiat-Allis HD-41
1992-85	Jet Edge Ultra-Pressure Compressor
1998-95	Kobelco SK400LC-IV
1991-85	Sullair COM_750
1982-79	Wabco 101G

7331N

New Alternator - Prestolite, ANB, IR/IF, 24 V, 22



1978-73	Case 1150B
1980-73	Case 1450
1974-67	Caterpillar 112F
1971-69	Caterpillar 120
1978-72	Caterpillar 120B
1978-73	Caterpillar 120G
1973-69	Caterpillar 12F
1978-73	Caterpillar 12G
1978-73	Caterpillar 130G
1971-69	Caterpillar 14
1974-70	Caterpillar 140
1978-73	Caterpillar 140G
1973-69	Caterpillar 14E
1978-73	Caterpillar 14G
1978-73	Caterpillar 16G
1981-76	Caterpillar 215
1981-72	Caterpillar 245
1977-69	Caterpillar 561C
1978	Caterpillar 561D
1974-72	Caterpillar 571F
1978-75	Caterpillar 571G
1974-72	Caterpillar 572F
1978-75	Caterpillar 572G
1974-69	Caterpillar 583H
1977-74	Caterpillar 583K
1974	Caterpillar 594
1978-74	Caterpillar 594H
1976-69	Caterpillar 613A
1974-69	Caterpillar 621
1974-72	Caterpillar 623
1978-69	Caterpillar 814
1978-70	Caterpillar 814B
1981-70	Caterpillar 815

YEAR MAKE / MODEL

7331N - continued

1981-72	Caterpillar 816
1978-70	Caterpillar 824B
1978	Caterpillar 824C
1979-70	Caterpillar 825B
1978	Caterpillar 825C
1979-70	Caterpillar 826B
1978	Caterpillar 826C
1978-69	Caterpillar 920
1978-69	Caterpillar 930
1972-69	Caterpillar 941
1978-69	Caterpillar 941B
1978-69	Caterpillar 950
1971-69	Caterpillar 951
1971-69	Caterpillar 951B
1975-72	Caterpillar 955K
1978-71	Caterpillar 955L
1978-68	Caterpillar 966C
1978-71	Caterpillar 977K
1978-72	Caterpillar 977L
1970-66	Caterpillar 980
1978-70	Caterpillar 980B
1978	Caterpillar 980C
1977-69	Caterpillar 983
1976-69	Caterpillar 988
1978-69	Caterpillar 988B
1978-72	Caterpillar D3
1978-69	Caterpillar D4D
1978-69	Caterpillar D5
1978-69	Caterpillar D6C
1978-77	Caterpillar D6D
1974-69	Caterpillar D7F
1978-77	Caterpillar D7G
1977-74	Caterpillar D8K
1978-74	Caterpillar D9H
1979-71	Caterpillar RM241
1979-71	Caterpillar RM263
1979-71	Caterpillar T224
1979-71	Caterpillar T225
1979-71	Caterpillar T226



7353N

New Alternator - Mottorla, ER/EF, 12 V, 37A, CW



1973-65	John Deere 1020
1973-68	John Deere 1520
1975-74	John Deere 1530
1972-65	John Deere 2020
1979-70	John Deere 2030
1982-76	John Deere 2440
1975-74	John Deere 2630
1982-76	John Deere 2640
1975-65	John Deere 300
1976-65	John Deere 301
1976-65	John Deere 301A
1981-74	John Deere 302
1981-74	John Deere 302A
1976-74	John Deere 401C
1976-65	John Deere 480A

BUYERS GUIDE - ALTERNATORS AND GENERATORS

YEAR	MAKE / MODEL	YEAR	MAKE / MODEL
7353N - continued		7377N - continued	
1976-65	John Deere 480B	1984-79	Ford 755
1976-65	John Deere 480C	1986-84	Ford 755A
1974-65	John Deere JD300	1981-75	Ford 7600
1973-71	John Deere JD301	1986-82	Ford 7610
1981-74	John Deere JD380	1981-75	Ford 7700
1971-65	John Deere JD400	1985-82	Ford 7710
1973-71	John Deere JD401	1976-72	Ford 8600
1972-66	John Deere JD480	1979-77	Ford 8700
1974-72	John Deere JD480A	1976-72	Ford 9600
1981-74	John Deere JD480B	1979-77	Ford 9700
7377N		1977-75	Ford A62
New Alternator - Mottorla, ER/EF, 12 V, 51A, CW		1977-75	Ford A64
		1977-75	Ford A66
1983-82	Ford 2310	1983-81	New Holland 230A
1990	Ford 250C	1981-75	New Holland 231
1981-75	Ford 2600	1983-82	New Holland 2310
1990	Ford 260C	1981-75	New Holland 233
1983-81	Ford 2610	1983-75	New Holland 234
1990-84	Ford 2810	1994-89	New Holland 250C
1990-83	Ford 2910	1981-75	New Holland 2600
1978-75	Ford 335	1983-81	New Holland 2610
1981-79	Ford 340	1990-83	New Holland 2810
1984-81	Ford 340A	1990-83	New Holland 2910
1984-81	Ford 340B	1981-75	New Holland 333
1990-89	Ford 345C	1983-82	New Holland 334
1981-75	Ford 3600	1984-75	New Holland 335
1983-81	Ford 3610	1988-79	New Holland 340
1981-75	Ford 3900	1992-88	New Holland 345C
1990-83	Ford 3910	1981-75	New Holland 3600
1981-75	Ford 4100	1983-81	New Holland 3610
1990-81	Ford 4110	1981-75	New Holland 3900
1983-79	Ford 445	1990-83	New Holland 3910
1988-84	Ford 445A	1981-75	New Holland 4100
1990-89	Ford 445C	1990-81	New Holland 4110
1981-75	Ford 4600	1978-75	New Holland 420
1990-81	Ford 4610	1985-78	New Holland 445
1977-75	Ford 535	1988-85	New Holland 445A
1981-79	Ford 540	1992-89	New Holland 445C
1984-81	Ford 540A	1988-87	New Holland 450
1988-84	Ford 540B	1981-75	New Holland 4600
1983-79	Ford 545	1990-81	New Holland 4610
1988-84	Ford 545A	1978-75	New Holland 515
1990-89	Ford 545C	1983-81	New Holland 530A
1978-75	Ford 550	1981-75	New Holland 531
1984-78	Ford 555	1978-75	New Holland 532
1985-84	Ford 555A	1978-75	New Holland 535
1988-85	Ford 555B	1993-82	New Holland 5610
1981-75	Ford 5600	1986-82	New Holland 6610
1985-81	Ford 5610	1986-82	New Holland 7710
1993-85	Ford 5900		
1977-75	Ford 650	7444N	
1988-85	Ford 655A	New Alternator - Mottorla / Prestolite, 8HA, ER/EF, 12 V, 37	
1981-75	Ford 6600		
1985-82	Ford 6610	All	Carrier Transicold KD
1981-75	Ford 6700	All	Carrier Transicold RD
1985-82	Ford 6710	1980-74	Carrier Transicold Various Models
1979-75	Ford 750	1978-	Thermo King KD-I
		1983-	Thermo King LND 30

BUYERS GUIDE - ALTERNATORS AND GENERATORS

YEAR MAKE / MODEL

7444N - continued

1983-	Thermo King MD-I
1974-	Thermo King NWD Series
1980-	Thermo King RD-I
1973-	Thermo King RD-I 30
1973-	Thermo King RD-I 30TC
1973-	Thermo King RD-I 50
1973-	Thermo King RD-I 50TC
1980-	Thermo King SB-II
1985-	Thermo King Sentry
1984-	Thermo King Super NWD
1980-	Thermo King TD-I
1980-	Thermo King TD-II

7489N

New Alternator - Mottorla, IR/EF, 12 V, 72



All	Crusader Various Models
1975-	Stewart & Stevenson Various Models
1996-	Thermo King URD
1986-	Thermo King URD25
1985-	Westerbeke Various

7681N

New Alternator - Delco 21SI, 130 Amp/12 Volt, Bi-Directional, Neg. Grd., 1-Wire System



2000-95	Agco Allis 8360
2000-95	Agco Allis 8425
2000-98	Agco Allis 9735
2000-98	Agco Allis 9745
2000-98	Agco Allis 9755
2000-98	Agco Allis 9765
2000-98	Agco Allis 9775
2000-98	Agco Allis 9785
1997-92	Agco Gleaner R72
1994-93	Agco Star 1000 McConell-Marc
2002-95	Agco Star 8360
2002-95	Agco Star 8425
1994-93	Agco Star 900 McConell-Marc
2000-98	Agco White 8310
2000-98	Agco White 8410
2000-98	Agco White 8510
2000-98	Agco White 8610
2000-98	Agco White 8710
2000-98	Agco White 8810
2007-02	Buhler Genesis GENESIS 2180
2007-02	Buhler Genesis GENESIS 2210
2007-94	Caterpillar 35 Challenger
2007-94	Caterpillar 45 Challenger

YEAR MAKE / MODEL

7681N - continued

2007-95	Caterpillar 55 Challenger
1997-90	Caterpillar 75 Challenger
2001-93	Caterpillar 85 Challenger
2007-93	John Deere 540E
1995-87	John Deere 544E
2007-93	John Deere 548E
1992-88	John Deere 624E
2007-93	John Deere 640E
1992-87	John Deere 644E
2007-93	John Deere 648E
2007-93	John Deere 740E
2007-93	John Deere 748E
2003-98	Miller Applications Technology Nitro
2000-93	New Holland 8670
2000-93	New Holland 8770
2000-93	New Holland 8870
2000-93	New Holland 8970
1997-94	New Holland 9280 Tractor
1998-96	New Holland 9282 Tractor
1997-94	New Holland 9480 Tractor
1998-96	New Holland 9482 Tractor
1997-94	New Holland 9680 Tractor
1998-96	New Holland 9682 Tractor
1997-94	New Holland 9880 Tractor
1998-96	New Holland 9882 Tractor
1997-94	New Holland TX66
2007-95	New Holland TX68
2007-97	Vermeer T755
2007-97	Vermeer T755DT

7853N

New Alternator - Delco , 15SI, IR/EF, 12 V, 105A, CW



1993-91	Agco Allis 9130
1993-91	Agco Allis 9150
1993-91	Agco Allis 9170
1993-91	Agco Allis 9190
1995-93	Agco Allis 9630
1996-93	Agco Allis 9650
1996-94	Agco Allis 9670
1995-94	Agco Allis 9690
1987-86	Agco Gleaner F3
1987-86	Agco Gleaner L3
1987-86	Agco Gleaner M3
1991-88	Agco Gleaner R40
1997-92	Agco Gleaner R42
1987-86	Agco Gleaner R5
1991-87	Agco Gleaner R50
1997-92	Agco Gleaner R52
1987-86	Agco Gleaner R6
1991-87	Agco Gleaner R60
1997-92	Agco Gleaner R62
1986	Agco Gleaner R7
1991-87	Agco Gleaner R70
1997-92	Agco Gleaner R72
2003-98	Agco Spra Coupe 3440
2003-98	Agco Spra Coupe 3640
2003-98	Agco Spra Coupe 4440

BUYERS GUIDE - ALTERNATORS AND GENERATORS

YEAR	MAKE / MODEL	YEAR	MAKE / MODEL
7853N - continued		7853N - continued	
2003-98	Agco Spra Coupe 4640	198581	International 5088
1997-94	Agco White 6124	1985	International 5288
1997-93	Agco White 6125	1982	International 5288
1997-94	Agco White 6144	1985-81	International 5488
1997-93	Agco White 6145	1982	International 6588
1999-93	Agco White 6175	1984-82	International 6788
1999-93	Agco White 6195	1986-85	International 7088
1999-94	Agco White 6215	1985	International 7288
1982-81	Allis Chalmers F2	1984-82	International 7388
1985-83	Allis Chalmers F3	1985	International 7488
1985-81	Allis Chalmers K2	1984	International 7588
1986-78	Allis Chalmers N5	1984-82	International 7788
1986-78	Allis Chalmers N6	1995-88	John Deere 344E
1986-79	Allis Chalmers N7	All	John Deere 4039
1989-84	Case 1896	All	John Deere 4039DFM
1989-84	Case 2096	All	John Deere 4045
1987-85	Case 2394	All	John Deere 4045TFM
1981	Case 2590	1995-88	John Deere 444E
1987-84	Case 2594	1993-	John Deere 450G
1984-83	Case 3294	1995-88	John Deere 544E
1987-85	Case 3394	1992-88	John Deere 544E
1987-85	Case 3594	All	John Deere 6059
1987-85	Case 4494	All	John Deere 6068
1987-84	Case 4694	All	John Deere 6068DFM
1990-85	Case 485	All	John Deere 6068TFM
1987-84	Case 4894	All	John Deere 6076AFM
1987-84	Case 4994	All	John Deere 6076AFM30
1986-81	Case 5288	All	John Deere 6101
1986-81	Case 5488	All	John Deere 6125AFM01
1992-85	Case 6000	2007-04	John Deere 6125AFM75
1992-85	Case 6500	2007-04	John Deere 6125SFM75
1986-85	Case 7288	1992-88	John Deere 624E
1989-86	Case 9110	1992-88	John Deere 644E
1989-86	Case 9130	2000-95	Macdon 2920
1980-	Cummins Engines B Series	2000-95	Macdon 9200
1980-	Cummins Engines C Series	1998-95	Massey Ferguson MF-9240
1993-92	Cummins Engines L Series	All	Melroe Spra Coupe 3440
1988-	Detroit Diesel 8.2L	All	Melroe Spra Coupe 3630
1992-89	Deutz-Allis 9130	All	Melroe Spra Coupe 3640
1992-89	Deutz-Allis 9150	1997-90	New Holland 9030
1992-89	Deutz-Allis 9170	1992-86	Steiger Puma 9110
1992-89	Deutz-Allis 9190	1992-86	Steiger Wildcat 9130
1989-86	Deutz-Allis F3	1988-81	Timberjack 350
1989-86	Deutz-Allis L3	1996-	Timberjack 380C
1989-86	Deutz-Allis M3	1996-	Timberjack 450C
1993-86	Deutz-Allis R40	1996-	Timberjack 480C
1993-86	Deutz-Allis R42	1995-	Timberjack 610 Forwarder
1993-86	Deutz-Allis R5	1990-86	Versatile 276
1993-86	Deutz-Allis R50	1989-86	Versatile 4700
1993-86	Deutz-Allis R52	1993-89	Versatile 4750
1993-86	Deutz-Allis R6	1990-88	White 100
1993-86	Deutz-Allis R60	1990-88	White 120
1993-86	Deutz-Allis R62	1992-91	White 125
1993-86	Deutz-Allis R7	1990-88	White 140
1993-86	Deutz-Allis R70	1992-91	White 145
1993-86	Deutz-Allis R72	1992-91	White 170
1993-89	Elgin Sweeper Eagle	1992-91	White 195
1979-	Elgin Sweeper Falcon	1992	White 2500
1995-79	Elgin Sweeper Pelican	1992	White 2600
1993-89	Elgin Sweeper Rear Sweeper	1991-89	White 60
1992-86	Ford 276	1991-89	White 80
1998-90	Ford 9030		
2003-97	Grimmer Schmidt 800D		
1984-81	International 3088		
1985-82	International 3288		
1981	International 3488		
1980-78	International 3588		
1985-81	International 3688		

BUYERS GUIDE - ALTERNATORS AND GENERATORS

YEAR MAKE / MODEL

7953-6N

New Alternator - Delco , 15SI, IR/EF, 12 V, 105



All Universal Retro-Fit Various

7975N

New Alternator - Delco , 30SI, IR/EF, 24 V, 60A, BI



1991-77 Champion 710
 1998-77 Champion 710A
 1998-92 Champion 716A
 1998-89 Champion 720
 1998-89 Champion 720A
 1998-92 Champion 726A
 1998-85 Champion 730
 1998-85 Champion 730A
 1998-92 Champion 736A
 1998-94 Champion 740A
 1994 Champion 750
 1998-94 Champion 750A
 1998-94 Champion 780A
 1994- Cummins Engines B Series
 1994- Cummins Engines C Series
 1994- Cummins Engines K Series
 1992-83 Cummins Engines K Series
 1994- Cummins Engines L Series
 1987-86 Cummins Marine Engines V Series

8003N

New Alternator - Delco , 21SI, IR/EF, 24 V, 70A, CCW



1998-94 Champion 710A
 1998-94 Champion 716A
 1992 Consolidated Diesel 4B
 1992 Consolidated Diesel 6B
 1992 Consolidated Diesel 6C
 1992-91 Cummins Engines K Series
 1998-92 Samsung SE130
 1998-92 Samsung SE170
 1998-92 Samsung SE210

YEAR MAKE / MODEL

8003N - continued

1998-92 Samsung SE240
 1998-92 Samsung SE280
 1998-92 Samsung SE350
 1998-92 Samsung SE450
 1995- Timberjack 2618
 1995- Timberjack 2628
 1995- Timberjack 608
 1995- Timberjack 608 Harvester
 1995- Timberjack 618
 1995- Timberjack 628
 1998- Volvo EC140
 1998- Volvo EC210
 1998- Volvo EC240
 1998- Volvo EC290
 1998- Volvo EC360
 1998- Volvo EC460

8003N-LD

New Alternator - Delco , 21SI, IR/EF, 24 V, 70



1998-94 Champion 710A
 1998-94 Champion 716A
 1992-91 Cummins Engines K Series
 1998-92 Samsung SE130
 1998-92 Samsung SE170
 1998-92 Samsung SE210
 1998-92 Samsung SE240
 1998-92 Samsung SE280
 1998-92 Samsung SE350
 1998-92 Samsung SE450
 1995- Timberjack 2618
 1995- Timberjack 2628
 1995- Timberjack 608
 1995- Timberjack 608 Harvester
 1995- Timberjack 618
 1995- Timberjack 628
 1998- Volvo EC140
 1998- Volvo EC210
 1998- Volvo EC240
 1998- Volvo EC290
 1998- Volvo EC360
 1998- Volvo EC460




8027N

New Alternator - Delco 21SI, 130 Amp/12 Volt, CW, Neg. Grd., 1-Wire System, w/o pulley



1991-90 Champion 710
 1998-90 Champion 710A

BUYERS GUIDE - ALTERNATORS AND GENERATORS


YEAR	MAKE / MODEL	YEAR	MAKE / MODEL
8027N - continued		8047N	
1998-92	Champion 716A	New Alternator - Mottorla, IR/EF, 12 V, 65A, BI	
1992-91	Cummins Engines K Series		
2007-95	Vermeer 115 Vibratory Plow		
2007-97	Vermeer CC145 Concrete Cutter		
2007-97	Vermeer T555		
2007-96	Vermeer T655		
2007-96	Vermeer T658XL		
8030N			
New Alternator - Delco , 21SI, IR/EF, 24 V, 70A, CW			
			
All	Various Various Models		
8045N			
New Alternator - Mottorla, IR/EF, 12 V, 90A, CW			
			
1992-85	John Deere 3430	1992-87	John Deere 210C
1995-88	John Deere 344E	1970-	John Deere 303
1992-85	John Deere 3830	1992-87	John Deere 310C
1992-85	John Deere 3930	1992-87	John Deere 315C
1982-70	John Deere 4400	All	John Deere 3164D
1986-80	John Deere 4420	1970-	John Deere 329
1995-88	John Deere 444E	1988-	John Deere 400G
1993-	John Deere 450G	All	John Deere 4039
1992-88	John Deere 544E	All	John Deere 4039DFM
1993-	John Deere 550G	All	John Deere 4045
1993-	John Deere 555G	All	John Deere 4045TFM
1992-88	John Deere 624E	1986-83	John Deere 410B
1992-88	John Deere 644E	1992-87	John Deere 410C
1993-	John Deere 650G	All	John Deere 4239D / 4239T
1982-73	John Deere 6600	All	John Deere 4276D / T
1982-71	John Deere 6602	1992-84	John Deere 440D
1988-79	John Deere 6620	1995-88	John Deere 444E
1985-80	John Deere 6622	1985-84	John Deere 448D
1986-84	John Deere 7440	1993-	John Deere 450G
1994-87	John Deere 7445	1993-	John Deere 455G
1982-70	John Deere 7700	1983-79	John Deere 482
1989-83	John Deere 7720	1987-	John Deere 482C
1989-86	John Deere 7722	1979-73	John Deere 499
1992-83	John Deere 8820	1992-87	John Deere 510
1993-89	John Deere 9400	1992-83	John Deere 510B
1993-89	John Deere 9500	1992-87	John Deere 510C
1993-89	John Deere 9600	1992-85	John Deere 540D
1993-89	John Deere 9650	1988-87	John Deere 544D
1987-83	John Deere 9920	1995-88	John Deere 544E
1993-87	John Deere 9930	1992-85	John Deere 548D
1986-83	John Deere 9940	1979-75	John Deere 6000
1990-87	John Deere 9950	All	John Deere 6059
		All	John Deere 6068
		1986-83	John Deere 610B
		1992-87	John Deere 610C
		1992-88	John Deere 624E
		All	John Deere 6359D / 6359T
		1992-85	John Deere 640D
		1993-88	John Deere 643
		1990-	John Deere 643D
		1988-87	John Deere 644D
		1992-88	John Deere 644E
		All	John Deere 6466A / D / T
		1992-85	John Deere 648D
		All	John Deere 6619
		1979-73	John Deere 699
		1989-83	John Deere 710B
		1993-89	John Deere 710C
		1986-83	John Deere 710C

BUYERS GUIDE - ALTERNATORS AND GENERATORS

YEAR MAKE / MODEL

8050N

New Alternator - Mottorla / Prestolite, 8HC, IR/EF, 24 V, 35A, BI



- 1997-92 Caterpillar 3176B
- 1997- Caterpillar 3176C
- 1997- Caterpillar 3196
- 1997- Caterpillar 3304
- 1997- Caterpillar 3306
- 1997-92 Caterpillar 3406
- 1997-92 Caterpillar 3408
- 1997-92 Caterpillar 3412
- 1997-80 Caterpillar Various Models

8056N

New Alternator - Mottorla, IR/EF, 12 V, 37A, CW



- All Carrier Transicold Eagle Plus
- 1982- Carrier Transicold Kingbird
- All Carrier Transicold NDB40
- All Carrier Transicold NDE40
- All Carrier Transicold NDF40
- All Carrier Transicold NDJ40
- All Carrier Transicold NDS40
- All Carrier Transicold NDT40
- All Carrier Transicold Phoenix Advantage
- 1982- Carrier Transicold Silverhawk
- All Carrier Transicold Silverhawk Magnum
- All Carrier Transicold Silverhawk Plus
- All Carrier Transicold TDB
- All Carrier Transicold TDS
- 1982- Carrier Transicold Thunderbird
- All Carrier Transicold UDE Series
- All Carrier Transicold UDG Series
- 1980- Carrier Transicold Various Models
- 1983-74 Ford CL30
- 1977-75 New Holland L225
- 1981-77 New Holland L325
- 1980-71 New Holland L35
- 1983-76 New Holland L425
- 1985-83 New Holland L451
- 1985-83 New Holland L452
- 1989-83 New Holland L454
- 1989-83 New Holland L455
- 1984-73 New Holland L775
- 1984-73 New Holland L775D
- 1988-84 New Holland L784

YEAR MAKE / MODEL

8073N

New Alternator - Delco 22SI, 130 Amp/12 Volt, CW, 1-Wire System, Neg. Grd.



- 2007-99 Willmar Eagle 8500

8076N

New Alternator - Delco 22SI, 145 Amp/12 Volt, 1-Wire System, Neg. Grd.



- 2004-01 Miller Applications Technology Nitro 200

8083N

New Alternator - Delco 33SI, 135 Amp/12 Volt, Bi-Directional, Neg. Grd.



- 1986-85 Massey Ferguson MF-4800
- 1986-85 Massey Ferguson MF-4840
- 1986-85 Massey Ferguson MF-4880
- 1986-85 Massey Ferguson MF-4900
- 1997-96 New Holland FX25
- 1997-96 New Holland FX45
- 2007-94 New Holland TX66
- 2007-94 New Holland TX68
- 1986-82 Steiger Bearcat 225
- 1986-82 Steiger Cheetah 275
- 1986-82 Steiger Cougar 250
- 1986-82 Steiger Panther 310
- 1986-82 Steiger Panther 325
- 1986-83 White 4-225
- 1986-83 White 4-270

BUYERS GUIDE - ALTERNATORS AND GENERATORS

YEAR MAKE / MODEL

8085N

New Alternator - Delco 33SI, 100 Amp/24 Volt, Bi-Directional, Neg. Grd



2002-01 Volvo G740
 2007-02 Volvo G740B
 2002-01 Volvo G740VHP
 2007-02 Volvo G746B
 2002-01 Volvo G780
 2007-02 Volvo G780B
 2002-01 Volvo G780VHP

8098N

New Alternator - Delco 19SI, 105 Amp/12 Volt, CW, 3-Wire System



2007-99 Apache Apache 790
 2007-99 Apache Apache Plus 790
 2007-99 Apache Apache Plus 890
 2007-99 Hyster H120XM
 2007-02 Hyster H230HD
 2007-02 Hyster H280HD
 2007-99 Ingersoll Rand 100
 2005-99 Macdon 9250
 2007-99 New Holland SF550
 2005-99 Prairie 4900 Series
 2005-99 Premier 2940
 2005-99 Premier 2950
 2007-99 Westward 9250
 2007-99 Westward 9350
 2006-01 Westward 9352
 2007-97 Willmar Eagle 8100
 2007-97 Willmar Eagle 8200
 2007-97 Willmar Eagle 8400
 2007-99 Willmar Eagle 8450
 2004-99 Willmar Eagle 8500

8329N

New Alternator - Leece-Neville / Motorola 8LHA, 160 Amp/12 V, w/o Pulley, Dual Foot J-180 Mount



2007-04 Agco Gleaner R65

YEAR MAKE / MODEL

8329N - continued

1991-82 Champion 760
 1997-95 Massey Ferguson MF-8350
 1997-93 Massey Ferguson MF-8570
 1993 Massey Ferguson MF-9720
 2006-03 Massey Ferguson MF-9790
 2000-94 Spray Monster Spray Monster
 All Thermo King Bus A/C Units
 2007-95 Vermeer T655
 2007-95 Vermeer T655DT
 2007-95 Vermeer T755
 2007-95 Vermeer T758

8367N

New Alternator - Delco , 22SI, IR/EF, 24 V, 70



All John Deere 1058
 All John Deere 608L
 All John Deere 608S
 All John Deere 753G
 All John Deere 753GL
 All John Deere 850
 All John Deere 853G
 All John Deere 950
 All John Deere 953G
 2001-01 New Holland EC130
 2001-01 New Holland EC130LC
 2001-01 New Holland EC160
 2001-01 New Holland EC160LC
 2006-00 New Holland EC215
 2006-00 New Holland EC215LC
 2006-00 New Holland LW170
 2006-00 New Holland LW230
 2007-98 Timberjack 850
 2007-98 Timberjack 950

8428N

New Alternator - Mottorla, IR/EF, 12 V, 65A, CW




All Carrier Transicold RD
 All Carrier Transicold TD
 1989- Thermo King MD-II TCI

BUYERS GUIDE - ALTERNATORS AND GENERATORS

YEAR MAKE / MODEL

8468N

New Alternator - Delco , 7SI, IR/IF, 12 V, 70A, CW



1997- Marine Power Various

8469N

New Alternator - Delco , 7SI, IR/IF, 12 V, 70



2004-02 Crusader 305
 2004-02 Crusader 350
 2004-01 Crusader 496
 2006-01 Hyster S-120XMS
 2006-01 Hyster S-120XMSPRS
 2008-97 Marine Power Various Models

8618N

New Alternator - Mottorla, IR/EF, 12 V, 65A, CCW



All Carrier Transicold Supra 900 Series
 All Carrier Transicold Various Models
 1998- Carrier Transicold Various Models

8619N

New Alternator - Mottorla, IR/EF, 12 V, 65A, CCW



All Carrier Transicold Extra
 All Carrier Transicold Genesis TM1000
 All Carrier Transicold Genesis TM900
 All Carrier Transicold Genesis TR100
 All Carrier Transicold Phoenix Ultra XL

YEAR MAKE / MODEL

8619N - continued

All Carrier Transicold Ultima 53
 All Carrier Transicold Various Models

8625N

New Alternator - Mottorla / Prestolite, 8MR, IR/EF, 12 V, 65



All Carrier Transicold Europhoenix
 All Carrier Transicold Optima
 All Carrier Transicold Phoenix Ultra
 All Carrier Transicold Phoenix Ultra XL
 All Carrier Transicold Various Models

8688N


New Alternator - Delco , 11SI, IR/IF, 24 V



All Various Various Models

8720N


New Alternator - Delco , 11SI, IR/IF, 12 V, 70A, CW



2004- Cummins Engines B Series

8721N

New Alternator - Delco , 11SI, IR/IF, 12 V, 95A, CW



2008- Case 420CT
 2005- Case 430
 2004- Case 435
 2005- Case 440

BUYERS GUIDE - ALTERNATORS AND GENERATORS

YEAR	MAKE / MODEL	YEAR	MAKE / MODEL
------	--------------	------	--------------

8721N - continued	
2006-	Case 440CT
2004-	Case 445
2005-	Case 445CT
2005-	Case 450
2005-	Case 450CT
2005-	Case 465
2006-	New Holland C185
2006-	New Holland C190
2006-	New Holland L180
2006-	New Holland L185
2006-	New Holland L190
2005-	New Holland LS180
2005-	New Holland LS185

8721N-150A


New Alternator - Delco , 11SI, IR/IF, 12 V, 150A, CW



2008-	Case 420CT
2005-	Case 430
2004-	Case 435
2005-	Case 440
2006-	Case 440CT
2004-	Case 445
2005-	Case 445CT
2005-	Case 450
2005-	Case 450CT
2005-	Case 465
2006-	New Holland C185
2006-	New Holland C190
2006-	New Holland L180
2006-	New Holland L185
2006-	New Holland L190
2005-	New Holland LS180
2005-	New Holland LS185

8722N

New Alternator - Delco , 11SI, IR/IF, 12 V, 95A, CW



2010-05	Trackless TRACKLESS MT
---------	------------------------

BUYERS GUIDE - STARTERS

YEAR MAKE / MODEL

YEAR MAKE / MODEL

16203N

New Starter - Hitachi, DD, 12V, CW, 9 Teeth



1985-80 Nissan Various Models
 1993-87 Subaru DW100
 1993-87 Subaru DW67
 1993-87 Subaru EW100
 1993-87 Subaru EW37

16207

Reman Starter - Hitachi, DD, 12V, CW, 9 Teeth



1975- Nissan NFG101

16210-9T

Reman Starter - Mitsubishi, DD, 12V, CW, 9 Teeth



All Nissan CEF
 All Nissan CF
 All Nissan CPF
 All Nissan CQF
 1981-75 Nissan F01
 1975- Nissan FG204
 1976- Nissan NFG104
 All Nissan PF
 All Nissan PGF
 All Nissan QF01
 All Nissan QGF02
 1985- TCM Equipment FCG10N2
 1985- TCM Equipment FCG10N6

16210N

New Starter - Mitsubishi, DD, 12V, CW, 9 Teeth



All Nissan CEF
 All Nissan CF
 All Nissan CPF
 All Nissan CQF
 1981-75 Nissan F01
 1975- Nissan FG204
 1976- Nissan NFG104
 All Nissan PF
 All Nissan PGF
 All Nissan QF01
 All Nissan QGF02
 1985- TCM Equipment FCG10N2
 1985- TCM Equipment FCG10N6

16218

Reman Starter - Denso, DD, 12V, CW, 9 Teeth



All Toyota 2FD-10
 1980-76 Toyota 2FG-28
 1980-76 Toyota 2FG-30
 1980-67 Toyota 2FGC-10
 1980-67 Toyota 2FGC-15
 1992-80 Toyota 2SG-7
 1976-67 Toyota 3FG-10
 1976-67 Toyota 3FG-15
 1982-78 Toyota 3FG-20
 1982-79 Toyota 3FG-23
 1982-78 Toyota 3FG-25
 1980-67 Toyota 3FGC-20
 1980-67 Toyota 3FGC-25
 1980-67 Toyota 3FGC-30
 1982-78 Toyota 3FGL-20
 1982-78 Toyota 3FGL-23
 1982-78 Toyota 3FGL-25
 1986-78 Toyota 4FG-10
 1986-78 Toyota 4FG-14
 1991-78 Toyota 4FG-15
 1986-78 Toyota 4FG-15
 1986-78 Toyota 4FG-18
 1986-78 Toyota 4FG-20
 1986-78 Toyota 4FG-23
 1986-78 Toyota 4FG-25
 1988-80 Toyota 4FGC-20
 1988-80 Toyota 4FGC-23
 1988-80 Toyota 4FGC-25
 1986-78 Toyota 4FGL-10
 1986-78 Toyota 4FGL-14
 1986-78 Toyota 4FGL-15

BUYERS GUIDE - STARTERS

YEAR MAKE / MODEL

YEAR MAKE / MODEL

16218 - continued

1986-82 Toyota 4FGL-18
 1986-82 Toyota 4FGL-20
 1986-82 Toyota 4FGL-23
 1994-86 Toyota 5FG-10
 1994-86 Toyota 5FG-14
 1994-86 Toyota 5FG-15
 1994-86 Toyota 5FG-18
 1994-86 Toyota 5FG-20
 1994-86 Toyota 5FG-23
 1994-86 Toyota 5FG-25
 1988-86 Toyota 5FG-28
 1988-86 Toyota 5FG-30
 1989-86 Toyota 5FGL-10
 1989-86 Toyota 5FGL-14
 1989-86 Toyota 5FGL-15
 1989-86 Toyota 5FGL-18
 1994-86 Toyota 5FGL-20
 1994-86 Toyota 5FGL-23
 1994-86 Toyota 5FGL-25
 1986- Toyota FG-10
 1986- Toyota FG-14
 1986- Toyota FG-15
 1986-79 Toyota FG-17
 1982-78 Toyota FG-18
 1967- Toyota FG-20
 1982-78 Toyota FG-23
 1980-67 Toyota FG-25
 1986- Toyota FG-28
 1986- Toyota FG-30
 1980-67 Toyota FGC-10
 1980-67 Toyota FGC-13
 1980-67 Toyota FGC-15
 1988-80 Toyota FGC-18
 1980-67 Toyota FGC-20
 1988-80 Toyota FGC-23
 1978- Toyota FGC-23
 1980-67 Toyota FGC-25
 1977-67 Toyota FGC-28
 1980-67 Toyota FGC-30
 1986-78 Toyota FGL-18
 1986-78 Toyota FGL-20
 1986-78 Toyota FGL-23
 1986-78 Toyota FGL-25

16223N

New Starter - Denso, DD, 12V, CW, 9 Teeth



1982-81 Toyota 2FG-7
 1982-81 Toyota 2FG-9
 1982-81 Toyota 2FGL-7
 1982-81 Toyota 2FGL-9
 1982-71 Toyota FG-7
 1982-71 Toyota FG-9

16372N

New Starter - Bosch, 417, DD, 24V, CW, 9 Teeth



All Atlas Copco PRH425
 1975-61 Deutz Various Models
 1975-61 KHD Engines
 1987-76 Mercedes-Benz L 1319
 2006-88 Mercedes-Benz L 1320
 2006-78 Mercedes-Benz L 1418
 1996-76 Mercedes-Benz L 1419
 1973-69 Poclain GC120
 1974-69 Poclain GCK
 1972-69 Poclain GY120

16558N

New Starter - Bosch, DD, 12V, CW, 10 Teeth

**PHOTOGRAPH
 NOT AVAILABLE
 AT THIS TIME**

1993-85 Caterpillar 416
 1992-86 Caterpillar 426
 1992-86 Caterpillar 428
 1992-86 Caterpillar 436
 1992-88 Caterpillar 438

16562N

New Starter - Bosch, DD, 12V, CW, 9 Teeth



1982-71 Lamborghini-Agricultural 503 DT
 1983-82 Lamborghini-Agricultural 583 DT 2 RM
 1982-71 Lamborghini-Agricultural 603 DT
 1971-70 Lamborghini-Agricultural R 240 DT
 1971-70 Lamborghini-Agricultural R 350 DT
 1974-71 Lamborghini-Agricultural R 503
 1974-71 Lamborghini-Agricultural R 503 DT
 1984-76 Lamborghini-Agricultural R 503 S
 1979-77 Lombardini LDAM673
 1979-70 Lombardini LDAM674
 1979-73 Lombardini LDAM833
 1979-73 Lombardini LDAM834

BUYERS GUIDE - STARTERS

YEAR MAKE / MODEL

YEAR MAKE / MODEL

16563N

New Starter - Bosch, 359, DD, 12V, CW, 10 Teeth



1973-65 John Deere 1020
 1982-70 John Deere 1030
 All John Deere 1030OU
 All John Deere 1030VU
 All John Deere 1032
 All John Deere 1035
 All John Deere 1035EF
 All John Deere 1035EV
 1984-70 John Deere 1040
 All John Deere 1040V
 All John Deere 1042
 All John Deere 1052
 All John Deere 1055
 1994-00 John Deere 1065
 1994-00 John Deere 1068
 All John Deere 1072
 1994-00 John Deere 1075
 1994-82 John Deere 1085
 1982-70 John Deere 1120
 1982-70 John Deere 1130
 1982-70 John Deere 1140
 All John Deere 1140F
 All John Deere 1140V
 1975-74 John Deere 1530
 1982-73 John Deere 1630
 All John Deere 1630OU
 All John Deere 1630VU
 All John Deere 1635
 All John Deere 1635EF
 All John Deere 1635EV
 1982-70 John Deere 1640
 All John Deere 1640F
 1982-73 John Deere 1830
 1982-70 John Deere 1840
 All John Deere 1840F
 1979-70 John Deere 2020
 1979-70 John Deere 2030
 All John Deere 2030OU
 All John Deere 2035
 All John Deere 2035EF
 1985-72 John Deere 2040
 All John Deere 2040F
 All John Deere 2040S
 1979-70 John Deere 2120
 1979-70 John Deere 2130
 All John Deere 2135
 1982-74 John Deere 2140
 1986-83 John Deere 2150
 1982-76 John Deere 2240
 1982-76 John Deere 2440
 1979-77 John Deere 2840
 1984-80 John Deere 2940
 1982-79 John Deere 3030
 1984-80 John Deere 3040
 1992 John Deere 3055
 All John Deere 3100

16563N - continued

All John Deere 3110
 1977-70 John Deere 3120
 1982-79 John Deere 3130
 All John Deere 3135
 1982-70 John Deere 3140
 1991-87 John Deere 3155
 All John Deere 3200
 All John Deere 3210
 1992 John Deere 3255
 All John Deere 3300
 All John Deere 3310
 All John Deere 3340
 All John Deere 3400
 All John Deere 3410
 All John Deere 6100
 1995- John Deere 6500
 All John Deere 6600
 1972-68 John Deere 820
 1975-72 John Deere 830
 1975-70 John Deere 920
 1975- John Deere 925
 1979-72 John Deere 930
 All John Deere 930VU
 1980- John Deere 932
 1975- John Deere 935
 1984-80 John Deere 940
 All John Deere 940V
 1980- John Deere 942
 1975- John Deere 945
 1977- John Deere 952
 1983-00 John Deere 955
 1983-00 John Deere 965
 1983-00 John Deere 968
 1983-00 John Deere 975
 All John Deere 985
 All John Deere CD3029DF

16608N-M127

New Starter - Lucas, M127, DD, 12V, CW, 10 Teeth



1988-83 Case 1394
 1980-74 Case 1410
 1988-83 Case 1494
 1988-83 Case 1594
 1983-80 Case 1690
 All Case 580F Construction King
 All Case 580G Construction King
 1976-74 David Brown 1412
 1974-65 Ford 2000
 1974-65 Ford 2100
 1974-65 Ford 2110
 1974-65 Ford 2120
 1974-65 Ford 2300
 1981-75 Ford 231
 1983-82 Ford 2310
 1974-65 Ford 2310
 1977-75 Ford 233
 1994-90 Ford 250C

BUYERS GUIDE - STARTERS

YEAR	MAKE / MODEL	YEAR	MAKE / MODEL
16608N-M127 - continued		16608N-M127 - continued	
1994-90	Ford 260C	1984-78	Ford 555
1983-81	Ford 2610	1985-84	Ford 555A
1990-84	Ford 2810	1988-85	Ford 555B
1990-83	Ford 2910	1991-89	Ford 555C
1975-65	Ford 3000	1981-75	Ford 5600
1974-65	Ford 3100	1992-81	Ford 5610
1974-65	Ford 3110	1993-85	Ford 5900
1974-65	Ford 3120	1974-67	Ford 620
1974-65	Ford 3190	1974-67	Ford 622
1993-90	Ford 3230	1977-75	Ford 650
1974-65	Ford 3300	1976-73	Ford 6500
1974-65	Ford 3310	1988-85	Ford 655A
1977-75	Ford 333	1991-89	Ford 655C
1974-65	Ford 3330	1981-75	Ford 6600
1978-75	Ford 335	1992-82	Ford 6610
1981-79	Ford 340	1981-75	Ford 6700
1975-65	Ford 3400	1985-82	Ford 6710
1984-81	Ford 340A	1975-71	Ford 7000
1984-81	Ford 340B	1975-73	Ford 7100
1998-90	Ford 3430	1975-73	Ford 7200
1992-89	Ford 345C	1976-75	Ford 7400
1997-92	Ford 345D	1979-75	Ford 750
1981-75	Ford 3500	1976-73	Ford 7500
1974-65	Ford 3550	1984-79	Ford 755
1981-75	Ford 3600	1986-84	Ford 755A
1983-81	Ford 3610	1981-75	Ford 7600
1981-75	Ford 3900	1981-75	Ford 7700
1990-83	Ford 3910	1991-82	Ford 7710
1992-90	Ford 3930	1991-78	Ford 7810
1974-65	Ford 4000	1987-68	Ford 8000
1981-65	Ford 4100	1991-78	Ford 8210
1990-65	Ford 4110	1993-90	Ford 8530
1974-65	Ford 4140	1976-72	Ford 8600
1978-75	Ford 420	1979-77	Ford 8700
1974-65	Ford 4200	1993-90	Ford 8730
1974-65	Ford 4330	1993-90	Ford 8830
1974-65	Ford 4340	1972-70	Ford 9000
1974-65	Ford 4400	1998-90	Ford 9030
1974-69	Ford 4410	1976-72	Ford 9600
1983-79	Ford 445	1979-77	Ford 9700
1988-84	Ford 445A	1984-74	Ford A62
1992-89	Ford 445C	1984-74	Ford A64
1998-92	Ford 445D	1987-74	Ford A66
1974-65	Ford 4500	1983-79	Ford TW-10
1988-87	Ford 455	1989-83	Ford TW-15
1992-89	Ford 455C	1983-79	Ford TW-20
1997-92	Ford 455D	1989-79	Ford TW-25
1981-75	Ford 4600	1983-79	Ford TW-30
1990-81	Ford 4610	1989-79	Ford TW-35
1992-90	Ford 4630	1989-83	Ford TW-5
1991-90	Ford 4830	1980-76	New Holland 1112
1975-65	Ford 5000	1980-76	New Holland 1114
1992	Ford 5030	1992-87	New Holland 1499
1974-65	Ford 5100	1974-65	New Holland 2000
1991-84	Ford 5110	1974-65	New Holland 2100
1978-75	Ford 515	1974-65	New Holland 2110
1974-67	Ford 5200	1974-65	New Holland 2120
1981-75	Ford 531	1974-65	New Holland 2300
1974-68	Ford 5340	1983-81	New Holland 230A
1977-75	Ford 535	1981-75	New Holland 231
1984-81	Ford 540A	1983-82	New Holland 2310
1988-84	Ford 540B	1974-65	New Holland 2310
1983-79	Ford 545	1981-75	New Holland 233
1988-84	Ford 545A	1983-75	New Holland 234
1992-89	Ford 545C	1994-89	New Holland 250C
1998-92	Ford 545D	1981-75	New Holland 2600
1978-75	Ford 550	1983-81	New Holland 2610
1973-67	Ford 5500	1990-83	New Holland 2810

BUYERS GUIDE - STARTERS

YEAR MAKE / MODEL

16608N-M127 - continued

1990-83 New Holland 2910
 1975-65 New Holland 3000
 1974-65 New Holland 3100
 1974-65 New Holland 3110
 1974-65 New Holland 3120
 1974-65 New Holland 3190
 1991-90 New Holland 3230
 1974-65 New Holland 3300
 1974-65 New Holland 3310
 1981-75 New Holland 333
 1974-65 New Holland 3330
 1983-82 New Holland 334
 1984-75 New Holland 335
 1988-79 New Holland 340
 1975-65 New Holland 3400
 1992-90 New Holland 3430
 1992-88 New Holland 345C
 2000-92 New Holland 345D
 1981-75 New Holland 3500
 1974-65 New Holland 3550
 1981-75 New Holland 3600
 1983-81 New Holland 3610
 1981-75 New Holland 3900
 1990-83 New Holland 3910
 1992-90 New Holland 3930
 1974-65 New Holland 4000
 1981-65 New Holland 4100
 1990-65 New Holland 4110
 1992-90 New Holland 4130
 1974-65 New Holland 4140
 1978-75 New Holland 420
 1974-65 New Holland 4200
 1974-65 New Holland 4330
 1974-65 New Holland 4340
 1974-65 New Holland 4400
 1974-69 New Holland 4410
 1985-78 New Holland 445
 1988-85 New Holland 445A
 1992-89 New Holland 445C
 2000-92 New Holland 445D
 1988-87 New Holland 450
 1974-65 New Holland 4500
 1988-87 New Holland 455
 1993-88 New Holland 455C
 1996-92 New Holland 455D
 1981-75 New Holland 4600
 1990-81 New Holland 4610
 1992-90 New Holland 4630
 1992-90 New Holland 4830
 1975-65 New Holland 5000
 1992 New Holland 5030
 1974-65 New Holland 5100
 1991-84 New Holland 5110
 1978-75 New Holland 515
 1974-67 New Holland 5200
 1983-81 New Holland 530A
 1981-75 New Holland 531
 1978-75 New Holland 532
 1974-68 New Holland 5340
 1978-75 New Holland 535
 1993-82 New Holland 5610
 1993-82 New Holland 6610
 1992-82 New Holland 7610
 1990-82 New Holland 7710
 1990-80 New Holland 7810
 1991-85 New Holland 8210
 1993-90 New Holland 8530
 1993-90 New Holland 8630

YEAR MAKE / MODEL

16608N-M127 - continued

1993-90 New Holland 8730
 1993-90 New Holland 8830
 1997-90 New Holland 9030
 1972 New Holland 907
 1972 New Holland 909
 1978-72 New Holland 910
 1978-72 New Holland 912
 1993-84 New Holland L781
 1995-88 New Holland L783
 1994-84 New Holland L785

16608N-M50

New Starter - Lucas, M50, DD, 12V, CW, 10 Teeth



1988-83 Case 1394
 1980-74 Case 1410
 1988-83 Case 1494
 1988-83 Case 1594
 1983-80 Case 1690
 All Case 580F Construction King
 All Case 580G Construction King
 1975 David Brown 1410
 1976-74 David Brown 1412
 1974-65 Ford 2000
 1974-65 Ford 2100
 1974-65 Ford 2110
 1974-65 Ford 2120
 1974-65 Ford 2300
 1981-75 Ford 231
 1983-82 Ford 2310
 1974-65 Ford 2310
 1977-75 Ford 233
 1994-90 Ford 250C
 1994-90 Ford 260C
 1983-81 Ford 2610
 1990-84 Ford 2810
 1990-83 Ford 2910
 1975-65 Ford 3000
 1974-65 Ford 3100
 1974-65 Ford 3110
 1974-65 Ford 3120
 1974-65 Ford 3190
 1993-90 Ford 3230
 1974-65 Ford 3300
 1974-65 Ford 3310
 1977-75 Ford 333
 1974-65 Ford 3330
 1978-75 Ford 335
 1981-79 Ford 340
 1975-65 Ford 3400
 1984-81 Ford 340A
 1984-81 Ford 340B
 1998-90 Ford 3430
 1992-89 Ford 345C
 1997-92 Ford 345D
 1981-75 Ford 3500
 1974-65 Ford 3550
 1981-75 Ford 3600

BUYERS GUIDE - STARTERS

YEAR	MAKE / MODEL	YEAR	MAKE / MODEL
16608N-M50 - continued		16608N-M50 - continued	
1983-81	Ford 3610	1981-75	Ford 7600
1981-75	Ford 3900	1981-75	Ford 7700
1990-83	Ford 3910	1991-82	Ford 7710
1992-90	Ford 3930	1991-78	Ford 7810
1974-65	Ford 4000	1987-68	Ford 8000
1981-65	Ford 4100	1991-78	Ford 8210
1990-65	Ford 4110	1993-90	Ford 8530
1974-65	Ford 4140	1976-72	Ford 8600
1978-75	Ford 420	1979-77	Ford 8700
1974-65	Ford 4200	1993-90	Ford 8730
1974-65	Ford 4330	1993-90	Ford 8830
1974-65	Ford 4340	1972-70	Ford 9000
1974-65	Ford 4400	1998-90	Ford 9030
1974-69	Ford 4410	1976-72	Ford 9600
1983-79	Ford 445	1979-77	Ford 9700
1988-84	Ford 445A	1984-74	Ford A62
1992-89	Ford 445C	1984-74	Ford A64
1998-92	Ford 445D	1987-74	Ford A66
1974-65	Ford 4500	1983-79	Ford TW-10
1988-87	Ford 455	1989-83	Ford TW-15
1992-89	Ford 455C	1983-79	Ford TW-20
1997-92	Ford 455D	1989-79	Ford TW-25
1981-75	Ford 4600	1983-79	Ford TW-30
1990-81	Ford 4610	1989-79	Ford TW-35
1992-90	Ford 4630	1989-83	Ford TW-5
1992-90	Ford 4830	1980-76	New Holland 1112
1975-65	Ford 5000	1980-76	New Holland 1114
1992	Ford 5030	1992-87	New Holland 1499
1974-65	Ford 5100	1974-65	New Holland 2000
1991-84	Ford 5110	1974-65	New Holland 2100
1978-75	Ford 515	1974-65	New Holland 2110
1974-67	Ford 5200	1974-65	New Holland 2120
1981-75	Ford 531	1974-65	New Holland 2300
1974-68	Ford 5340	1983-81	New Holland 230A
1977-75	Ford 535	1981-75	New Holland 231
1984-81	Ford 540A	1983-82	New Holland 2310
1988-84	Ford 540B	1974-65	New Holland 2310
1983-79	Ford 545	1981-75	New Holland 233
1988-84	Ford 545A	1983-75	New Holland 234
1992-89	Ford 545C	1994-89	New Holland 250C
1998-92	Ford 545D	1981-75	New Holland 2600
1978-75	Ford 550	1983-81	New Holland 2610
1973-67	Ford 5500	1990-83	New Holland 2810
1984-78	Ford 555	1990-83	New Holland 2910
1985-84	Ford 555A	1975-65	New Holland 3000
1988-85	Ford 555B	1974-65	New Holland 3100
1991-89	Ford 555C	1974-65	New Holland 3110
1981-75	Ford 5600	1974-65	New Holland 3120
1992-81	Ford 5610	1974-65	New Holland 3190
1993-85	Ford 5900	1992-90	New Holland 3230
1974-67	Ford 620	1974-65	New Holland 3300
1974-67	Ford 622	1974-65	New Holland 3310
1977-75	Ford 650	1981-75	New Holland 333
1976-73	Ford 6500	1974-65	New Holland 3330
1988-85	Ford 655A	1983-82	New Holland 334
1991-89	Ford 655C	1984-75	New Holland 335
1981-75	Ford 6600	1988-79	New Holland 340
1992-82	Ford 6610	1975-65	New Holland 3400
1981-75	Ford 6700	1992-90	New Holland 3430
1985-82	Ford 6710	1992-88	New Holland 345C
1975-71	Ford 7000	2000-92	New Holland 345D
1975-73	Ford 7100	1981-75	New Holland 3500
1975-73	Ford 7200	1974-65	New Holland 3550
1976-75	Ford 7400	1981-75	New Holland 3600
1979-75	Ford 750	1983-81	New Holland 3610
1976-73	Ford 7500	1981-75	New Holland 3900
1984-79	Ford 755	1990-83	New Holland 3910
1986-84	Ford 755A	1992-90	New Holland 3930

BUYERS GUIDE - STARTERS

YEAR MAKE / MODEL

YEAR MAKE / MODEL

16608N-M50 - continued

1974-65 New Holland 4000
 1981-65 New Holland 4100
 1990-65 New Holland 4110
 1992-90 New Holland 4130
 1974-65 New Holland 4140
 1978-75 New Holland 420
 1974-65 New Holland 4200
 1974-65 New Holland 4330
 1974-65 New Holland 4340
 1974-65 New Holland 4400
 1974-69 New Holland 4410
 1985-78 New Holland 445
 1988-85 New Holland 445A
 1992-89 New Holland 445C
 2000-92 New Holland 445D
 1988-87 New Holland 450
 1974-65 New Holland 4500
 1988-87 New Holland 455
 1993-88 New Holland 455C
 1996-92 New Holland 455D
 1981-75 New Holland 4600
 1990-81 New Holland 4610
 1992-90 New Holland 4630
 1992-90 New Holland 4830
 1975-65 New Holland 5000
 1992 New Holland 5030
 1974-65 New Holland 5100
 1991-84 New Holland 5110
 1978-75 New Holland 515
 1974-67 New Holland 5200
 1983-81 New Holland 530A
 1981-75 New Holland 531
 1978-75 New Holland 532
 1974-68 New Holland 5340
 1978-75 New Holland 535
 1993-82 New Holland 5610
 1993-82 New Holland 6610
 1992-82 New Holland 7610
 1990-82 New Holland 7710
 1990-80 New Holland 7810
 1991-85 New Holland 8210
 1993-90 New Holland 8530
 1993-90 New Holland 8630
 1993-90 New Holland 8730
 1993-90 New Holland 8830
 1997-90 New Holland 9030
 1972 New Holland 907
 1972 New Holland 909
 1978-72 New Holland 910
 1978-72 New Holland 912
 1993-84 New Holland L781
 1995-88 New Holland L783
 1994-84 New Holland L785

16612

Reman Starter - Denso, OSGR, 12V, CW, 9 Teeth



1983- Northern Lights M643

16614N

New Starter - Denso, OSGR, 24V, CW, 11 Teeth



1976- Toyota 2FDC-10
 1976- Toyota 2FDC-20
 1976- Toyota 2FDC-25
 1976- Toyota 2FDC-30
 1988-76 Toyota 3FD-10
 1988-76 Toyota 3FD-14
 1988-76 Toyota 3FD-15
 1988-76 Toyota 3FD-18
 1982-78 Toyota 3FD-20
 1982-78 Toyota 3FD-25
 1986-82 Toyota 4FD-20
 1986-82 Toyota 4FD-23
 1986-82 Toyota 4FD-25
 1994-86 Toyota 5FD-20
 1994-86 Toyota 5FD-23
 1994-86 Toyota 5FD-25
 1994-86 Toyota 5FD-28
 1994-86 Toyota 5FD-30
 1994-88 Toyota 5FD-33
 1994-88 Toyota 5FD-35
 1994-88 Toyota 5FD-38
 1994-88 Toyota 5FD-40
 1994-88 Toyota 5FD-45
 1994-90 Toyota 5FD-50
 1994-90 Toyota 5FD-60
 1994-90 Toyota 5FD-70
 1988-78 Toyota FD-18
 1982-78 Toyota FD-23
 1982-78 Toyota FD-25
 1980- Toyota FDC-1
 1988-80 Toyota FDC-10
 1988-80 Toyota FDC-20
 1988-80 Toyota FDC-30
 1992-83 Toyota FDT-25




16635N

New Starter - Denso, DD, 12V, CW, 10 Teeth



1992 Hino GC20
 All John Deere 1085
 1982-78 John Deere 4040
 1988-83 John Deere 4050
 1982-78 John Deere 4240
 1988-83 John Deere 4250
 All John Deere 4350
 1982-78 John Deere 4440
 1986-82 John Deere 444C

BUYERS GUIDE - STARTERS

YEAR	MAKE / MODEL	YEAR	MAKE / MODEL
16635N - continued		16641	
1988-87	John Deere 444D	Reman Starter - Denso, DD, 12V, CW, 12 Teeth	
1990-83	John Deere 4450		
1982-78	John Deere 4640	1977-74	John Deere 5400
1988-83	John Deere 4650	1982-77	John Deere 5460
1982-79	John Deere 4840	1992-86	John Deere 5730
1988-83	John Deere 4850	1986-82	John Deere 5820
1983-78	John Deere 500	1992-86	John Deere 5830
1981-71	John Deere 510	All	John Deere 6619
1977-74	John Deere 5200	1980-79	John Deere 8630
2004-01	John Deere 5420	1982-79	John Deere 8640
All	John Deere 544	1989-82	John Deere 8650
1982-77	John Deere 5440	16658N	
1986-82	John Deere 544C	New Starter - Denso, OSGR, 12V, CW, 13 Teeth	
1988-87	John Deere 544D		
1995-88	John Deere 544E	1988-82	Case 1835B
1994-	John Deere 544G	1985-82	Case 1845B
1986-82	John Deere 5720	1984-79	Case 350B
1992-86	John Deere 5730	1983-78	Case 450B
1992-86	John Deere 5830	1983	Case 455B
All	John Deere 6059	1988-79	Case 480C Construction King
All	John Deere 6068	1988-79	Case 480D Construction King
All	John Deere 6076	1988-79	Case 480LL Construction King
1992-88	John Deere 624E	1980-75	Case 580C Construction King
1994-	John Deere 624G	1984-80	Case 580D Construction King
1993-88	John Deere 643	All	Case 580SD
1990-	John Deere 643D	1988-75	Case 584D
1986-82	John Deere 644C	1988-75	Case 585D
1988-87	John Deere 644D	1988-75	Case 586D
1992-88	John Deere 644E	1983-78	Case W11
1993-	John Deere 644G	16660N	
All	John Deere 6466A / D / T	New Starter - Lucas, M45G/2M113, DD, 12V, CW, 10 Teeth	
1982-79	John Deere 6600		
1982-79	John Deere 6602	1975-72	International 354
1988-79	John Deere 6620	1976-64	International B2275
1985-80	John Deere 6622	1976-64	International B3434
1983-75	John Deere 690 / 690A	1972-60	International BTD5
1983-74	John Deere 690B	1976-69	International BUD-144
1985-78	John Deere 693B		
1979-74	John Deere 740		
1988-80	John Deere 740A		
1983-77	John Deere 743		
1983-77	John Deere 743A		
1982-79	John Deere 7700		
1989-79	John Deere 7720		
1989-86	John Deere 7722		
1978-75	John Deere 8430		
1982-79	John Deere 8440		
1989-82	John Deere 8450		
1992-80	John Deere 8820		
1986-83	John Deere 9940		
1990-87	John Deere 9950		
1981-76	John Deere JD444		
1985-74	John Deere JD500C		
1981-76	John Deere JD544 / JD544A		
1982-75	John Deere JD544B		
1981-75	John Deere JD570		
1981-75	John Deere JD570A		

BUYERS GUIDE - STARTERS

YEAR MAKE / MODEL

16660N - continued
 1976-69 International BUD-154
 1976-67 International HB-25
 1968-64 International International B-275
 1976-65 International International B-276
 1976-73 International International B-354
 1976-73 International International B-364
 1967-64 International International B-414
 1976-66 International International B-434
 1976-66 International International B-444

16664N

New Starter - Lucas, M45G/2M113, DD, 12V, CW, 11 Teeth



1968-61 Allis Chalmers ED-40
 1964- Allis Chalmers ED-40
 1983-80 Case 1290
 1984-83 Case 1294
 1983-80 Case 1390
 1988-83 Case 1394
 1983-80 Case 1490
 1988-83 Case 1494
 All Case 580F Construction King
 1976-71 Case 995
 1971-69 David Brown 120
 1968-67 David Brown 120
 1971-67 David Brown 1200
 1976-71 David Brown 121
 1980-71 David Brown 1210
 1976-71 David Brown 1212
 1959-56 David Brown 900
 1959-56 David Brown 900D
 1962-58 David Brown 950
 1962-58 David Brown 950D
 1980-61 David Brown 990
 1980-72 David Brown 991
 1980-77 David Brown 995
 1980-71 David Brown 996
 1973- Lister-Petter PH Series
 1973- Lister-Petter SR4 Series
 1973- Lister-Petter ST1 Series
 1973- Lister-Petter ST2 Series
 1973- Lister-Petter ST3 Series
 1960-56 Massey Ferguson FE-35
 1962-59 Massey Ferguson MF-702

16669N

New Starter - Lucas, M50/M127, DD, 12V, CW, 10 Teeth



1980-78 Massey Ferguson MF-2645

YEAR MAKE / MODEL

16669N - continued
 1984-78 Massey Ferguson MF-2675
 1984-78 Massey Ferguson MF-2705
 1982 Massey Ferguson MF-2810
 1982 Massey Ferguson MF-2830
 1993-87 Massey Ferguson MF-3090
 1988-84 Massey Ferguson MF-3505
 1988-84 Massey Ferguson MF-3525
 1988-84 Massey Ferguson MF-3545
 1990-87 Massey Ferguson MF-3650

16670N

New Starter - Lucas, M50/M127, DD, 12V, CW, 10 Teeth



1982-77 Massey Ferguson MF-275
 1988-77 New Holland 1068
 1988-77 New Holland 1069
 1988-77 New Holland 1075
 1984-74 New Holland 1100
 1985-80 New Holland 1116
 1986-76 New Holland 1495
 1991-85 New Holland 1496

16737N

New Starter - Denso, OSGR, 12V, CW, 9 Teeth



All Toyota 22RE







16739N

New Starter - Denso, OSGR, 12V, CW, 9 Teeth




1993-89 Elgin Sweeper Eagle
 1993-89 Elgin Sweeper Rear Sweeper
 1994-84 Gehl MG747B
 All Hyster S-30XL
 All Hyster S-30XM
 1985- Hyster S-40XL
 1985- Hyster S-50XL
 1985- Hyster S-60XL
 1992-80 Hyster Various Models

BUYERS GUIDE - STARTERS

YEAR	MAKE / MODEL	YEAR	MAKE / MODEL
16739N - continued		16790N - continued	
1979-	Isuzu Misc. Industrial Equipment	1994-88	Toyota 5FG-45
1984-83	John Deere 125	1994-90	Toyota 5FG-50
1983-79	John Deere 24A	1994-90	Toyota 5FG-60
1979-77	John Deere JD24A	1994-90	Toyota 5FGE-35
1974-	Thermo King NWD Series	1989-86	Toyota 5FGL-10
1981-74	Thermo King SB-I	1989-86	Toyota 5FGL-14
1980-	Thermo King SB-II	1989-86	Toyota 5FGL-15
1985-	Thermo King Sentry	1989-86	Toyota 5FGL-18
1984-	Thermo King Sentry SD1200	1994-86	Toyota 5FGL-20
1975-	Thermo King Sentry SD1200	1994-86	Toyota 5FGL-23
1974-	Thermo King Various Models	1994-86	Toyota 5FGL-25
16740N		1994-	Toyota 6FG-15
New Starter - Hitachi, OSGR, 12V, CW, 9 Teeth		1994-	Toyota 6FG-18
		1994-	Toyota 6FG-20
1986-82	Isuzu Misc. Industrial Equipment	1994-	Toyota 6FG-23
16790N		1994-	Toyota 6FG-25
New Starter - Denso, OSGR, 12V, CW, 9 Teeth		1994-	Toyota 6FG-28
		1994-	Toyota 6FG-30
1992-80	Toyota 2SG-7	1994-	Toyota 6FG-30
1988-84	Toyota 3FG-33	1994-	Toyota 6FGC-25
1988-84	Toyota 3FG-35	1994-	Toyota 6FGL-14
1988-84	Toyota 3FG-40	1994-	Toyota 6FGL-15
1988-84	Toyota 3FG-45	1994-	Toyota 6FGL-18
1988-84	Toyota 3FG-50	1994-	Toyota 6FGL-20
1988-84	Toyota 3FG-60	1994-	Toyota 6FGL-23
1988-84	Toyota 3FGC-10	1994-	Toyota 6FGL-25
1988-84	Toyota 3FGC-13	1986-	Toyota FG-10
1988-84	Toyota 3FGC-15	1986-	Toyota FG-14
1988-84	Toyota 3FGC-30	1986-	Toyota FG-15
1990-	Toyota 3SG-10	1986-	Toyota FG-28
1990-	Toyota 3SG-12	1986-	Toyota FG-30
1986-84	Toyota 4FG-10	1984-	Toyota FG-45
1986-84	Toyota 4FG-14	1991-84	Toyota FGC-35
1991-84	Toyota 4FG-15	1991-84	Toyota FGC-40
1994-86	Toyota 5FG-10	1991-84	Toyota FGC-45
1994-86	Toyota 5FG-14	1984-	Toyota FGE-35
1994-86	Toyota 5FG-15	1988-84	Toyota FGE-45
1994-86	Toyota 5FG-18	1991-83	Toyota FGS-20
1994-86	Toyota 5FG-20	16793	
1994-86	Toyota 5FG-23	Reman Starter - Mitsubishi, DD, 12V, CW, 8 Teeth	
1994-86	Toyota 5FG-25		
1994-86	Toyota 5FG-28	1978-	Allis Chalmers All Models (Mitsubishi Engine)
1994-86	Toyota 5FG-30	1994-85	Clark GCS12
1994-88	Toyota 5FG-33	1994-85	Clark GCS15
1994-88	Toyota 5FG-35	1994-85	Clark GCS17
1994-88	Toyota 5FG-38	1994-85	Clark GCS20
1994-88	Toyota 5FG-40	1994-85	Clark GCS25
		1994-85	Clark GCS30
		1994-85	Clark GPS12
		1994-85	Clark GPS15
		1994-85	Clark GPS17
		1994-85	Clark GPS20
		1994-85	Clark GPS25
		1994-85	Clark GPS30
		1979-	Mitsubishi FG-10
		1979-	Mitsubishi FG-14
		1979-	Mitsubishi FG-15
		1979-	Mitsubishi FG-15B-G

BUYERS GUIDE - STARTERS

YEAR	MAKE / MODEL	YEAR	MAKE / MODEL
16793 - continued		16793 - continued	
1979-	Mitsubishi FG-15B-GLP	1979-	Mitsubishi FGC-18
1979-	Mitsubishi FG-15B-LP	1979-	Mitsubishi FGC-18B-G
1979-	Mitsubishi FG-15B-LPS	1979-	Mitsubishi FGC-18B-GLP
1979-	Mitsubishi FG-15G	1979-	Mitsubishi FGC-18B-LP
1979-	Mitsubishi FG-15G-LP	1979-	Mitsubishi FGC-18B-LPS
1979-	Mitsubishi FG-15G-LPS	1985-77	Mitsubishi FGC-20
1979-	Mitsubishi FG-15T	1985-77	Mitsubishi FGC-20B
1979-	Mitsubishi FG-18B-G	1985-77	Mitsubishi FGC-20B-G
1979-	Mitsubishi FG-18B-GLP	1985-77	Mitsubishi FGC-20B-GLP
1979-	Mitsubishi FG-18B-LP	1985-77	Mitsubishi FGC-20B-LP
1979-	Mitsubishi FG-18B-LPS	1985-77	Mitsubishi FGC-20B-LPS
1979-	Mitsubishi FG-18G	1985-77	Mitsubishi FGC-20-GLP
1979-	Mitsubishi FG-18GS	1985-77	Mitsubishi FGC-20-LP
1979-	Mitsubishi FG-18LP	1985-77	Mitsubishi FGC-20-LPS
1979-	Mitsubishi FG-18LPS	1985-77	Mitsubishi FGC-20T-LP
1979-	Mitsubishi FG-18LT	1985-77	Mitsubishi FGC-25
1985-77	Mitsubishi FG-20	1985-77	Mitsubishi FGC-25B-G
1985-77	Mitsubishi FG-20B-G	1985-77	Mitsubishi FGC-25B-GLP
1985-77	Mitsubishi FG-20B-GLP	1985-77	Mitsubishi FGC-25B-GS
1985-77	Mitsubishi FG-20B-GS	1985-77	Mitsubishi FGC-25B-LP
1985-77	Mitsubishi FG-20B-LP	1985-77	Mitsubishi FGC-25B-LPS
1985-77	Mitsubishi FG-20B-LPS	1985-77	Mitsubishi FGC-25G
1985-77	Mitsubishi FG-20G	1985-77	Mitsubishi FGC-25G-LP
1985-77	Mitsubishi FG-20GS	1985-77	Mitsubishi FGC-25GS
1985-77	Mitsubishi FG-20LP	1985-77	Mitsubishi FGC-25-LP
1985-77	Mitsubishi FG-20LPS	1985-77	Mitsubishi FGC-25-LPS
1985-77	Mitsubishi FG-20T	1985-77	Mitsubishi FGC-25T
1985-77	Mitsubishi FG-25	1985-77	Mitsubishi FGC-25T-LP
1985-77	Mitsubishi FG-25B-G	1985-77	Mitsubishi FGC-30
1985-77	Mitsubishi FG-25B-GLP	1985-77	Mitsubishi FGC-30B-G
1985-77	Mitsubishi FG-25B-GS	1985-77	Mitsubishi FGC-30B-GLP
1985-77	Mitsubishi FG-25B-LP	1985-77	Mitsubishi FGC-30B-LP
1985-77	Mitsubishi FG-25B-LPS	1985-77	Mitsubishi FGC-30B-LPS
1985-77	Mitsubishi FG-25G	1985-77	Mitsubishi FGC-30G
1985-77	Mitsubishi FG-25GLP	1985-77	Mitsubishi FGC-30G-LP
1985-77	Mitsubishi FG-25GS	1985-77	Mitsubishi FGC-30GS
1985-77	Mitsubishi FG-25LP	1985-77	Mitsubishi FGC-30-LP
1985-77	Mitsubishi FG-25LPS	1985-77	Mitsubishi FGC-30-LPS
1985-77	Mitsubishi FG-25T	1985-77	Mitsubishi FGC-30T
1985-77	Mitsubishi FG-30	1985-77	Mitsubishi FGC-30T-LP
1985-77	Mitsubishi FG-30B-G	1979-	Mitsubishi KFG-18
1985-77	Mitsubishi FG-30B-GLP	1985-77	Mitsubishi KFG-20
1985-77	Mitsubishi FG-30B-GS	1981-	Yale Various Models
1985-77	Mitsubishi FG-30B-LP	16794N	
1985-77	Mitsubishi FG-30B-LPS	New Starter - Mitsubishi, DD, 12V, CW, 8 Teeth	
1985-77	Mitsubishi FG-30G		
1985-77	Mitsubishi FG-30G-LP	All	Nissan AEH
1985-77	Mitsubishi FG-30-GS	All	Nissan AH
1985-77	Mitsubishi FG-30-LP	All	Nissan APH
1985-77	Mitsubishi FG-30-LPS	All	Nissan ASH
1985-77	Mitsubishi FG-30T	All	Nissan CEF
1979-	Mitsubishi FGC-10	All	Nissan CEGH
1979-	Mitsubishi FGC-10-G	All	Nissan CEH
1979-	Mitsubishi FGC-10-GS	All	Nissan CF
1979-	Mitsubishi FGC-10-LP	All	Nissan CPF
1979-	Mitsubishi FGC-10-LPS	All	Nissan CPH
1979-	Mitsubishi FGC-15	All	Nissan CQF
1979-	Mitsubishi FGC-15B-G		
1979-	Mitsubishi FGC-15B-GLP		
1979-	Mitsubishi FGC-15B-GS		
1979-	Mitsubishi FGC-15B-LP		
1979-	Mitsubishi FGC-15B-LPS		
1979-	Mitsubishi FGC-15G		
1979-	Mitsubishi FGC-15G-LP		
1979-	Mitsubishi FGC-15GS		
1979-	Mitsubishi FGC-15-LP		
1979-	Mitsubishi FGC-15-LPS		
1979-	Mitsubishi FGC-15T-LP		

BUYERS GUIDE - STARTERS

YEAR MAKE / MODEL

YEAR MAKE / MODEL

16794N - continued

All	Nissan CRGH
All	Nissan EGH
All	Nissan EH
1982-	Nissan F01
1981-	Nissan F02
1986-	Nissan H01
1992-86	Nissan H02
1982-	Nissan NH01
1982-	Nissan NH02
All	Nissan PF
All	Nissan PGF
All	Nissan PH01
1982-	Nissan PH02
All	Nissan QGF02
1982-	Nissan RGH02
1979-	Nissan Various Models
1985-	TCM Equipment FCG10N7
1985-	TCM Equipment FCG15N6
1979-	TCM Equipment FCG15N7
1979-	TCM Equipment FCG18N6
1985-	TCM Equipment FCG18N7
1979-	TCM Equipment FCG20N
1979-	TCM Equipment FCG23N
1979-	TCM Equipment FCG25N
1979-	TCM Equipment FCG28N
1985-	TCM Equipment FG10N
1979-	TCM Equipment FG14N
1979-	TCM Equipment FG15N
1985-	TCM Equipment FG18N
1979-	TCM Equipment FG20N
1979-	TCM Equipment FG23N
1979-	TCM Equipment FG25N
1979-	TCM Equipment FG28N
1979-	TCM Equipment FG30N
1985-	TCM Equipment FG9
1985-	TCM Equipment FG9N
1980-	TCM Equipment FHG15N
1980-	TCM Equipment FHG18N
1987-	TCM Equipment FVG20N
1979-	TCM Equipment FVG20N
1979-	TCM Equipment FVG23N
1979-	TCM Equipment FVG25N
1979-	TCM Equipment FVG28N
1979-	TCM Equipment FVG30N
1980-	TCM Equipment SG10N
1980-	TCM Equipment SG12N

16795N-ND

New Starter - Denso, OSGR, 12V, CW, 11 Teeth



1978-	Eaton Various Models
1985-	Hyster H-25XL
1991-85	Hyster H-35XL
1991-85	Hyster H-40XL
1991-85	Hyster H-60XL
1991-85	Hyster S-25XL
All	Hyster S-30XL
All	Hyster S-30XM

16795N-ND - continued

1991-85	Hyster S-35XL
1991-85	Hyster S-40XL
1985-	Hyster S-50XL
1985-	Hyster S-60XL
1992-70	Hyster Various Models
1992-	Sumitomo Yale DB
1985-	Sumitomo Yale GE
1979-76	Sumitomo Yale GE
1985-	Sumitomo Yale Various Models
1979-76	Sumitomo Yale Various Models
1985-	TCM Equipment FCG15T
1985-	TCM Equipment FCG15T8
1985-	TCM Equipment FCG18T
1985-	TCM Equipment FCG20T
1985-	TCM Equipment FCG23T
1985-	TCM Equipment FCG25T
1985-	TCM Equipment FCG28T
1985-	TCM Equipment FCG30T
1991-85	Yale Various Models
1980-	Yale Various Models

16796

Reman Starter - Mitsubishi, DD, 12V, CW, 9 Teeth



1978- Eaton Various Models

16798

Reman Starter - Mitsubishi, DD, 12V, CW, 8 Teeth



1985- Sumitomo Yale Various Models
1981- Yale Various Models

16831N

New Starter - Denso, OSGR, 12V, CW, 9 Teeth



All	Toyota 2FD-10
1980-69	Toyota 2FG-20
1973-	Toyota 2FG-25
1983-77	Toyota 3FD-10

BUYERS GUIDE - STARTERS

YEAR MAKE / MODEL

16831N - continued
 1980-77 Toyota 3FG-15
 1982-78 Toyota 3FG-20
 1982-79 Toyota 3FG-23
 1982-78 Toyota 3FG-25
 1983-80 Toyota 3FG-33
 1983-80 Toyota 3FG-35
 1983-80 Toyota 3FG-40
 1983-80 Toyota 3FG-45
 1983-77 Toyota 3FG-50
 1983-77 Toyota 3FG-60
 1983-80 Toyota 3FGC-10
 1983-80 Toyota 3FGC-13
 1983-80 Toyota 3FGC-15
 1980-67 Toyota 3FGC-20
 1980-67 Toyota 3FGC-25
 1983-67 Toyota 3FGC-30
 1982-78 Toyota 3FGL-20
 1982-78 Toyota 3FGL-23
 1982-78 Toyota 3FGL-25
 1983-78 Toyota 4FG-10
 1983-78 Toyota 4FG-14
 1983-78 Toyota 4FG-15
 1986-78 Toyota 4FG-18
 1986-78 Toyota 4FG-20
 1986-78 Toyota 4FG-23
 1986-78 Toyota 4FG-25
 1988-80 Toyota 4FGC-20
 1988-80 Toyota 4FGC-23
 1988-80 Toyota 4FGC-25
 1986-78 Toyota 4FGL-10
 1986-78 Toyota 4FGL-14
 1986-78 Toyota 4FGL-15
 1986-82 Toyota 4FGL-18
 1986-82 Toyota 4FGL-20
 1986-82 Toyota 4FGL-23
 1995- Toyota 6FGCU15
 1995- Toyota 6FGCU18
 1995- Toyota 6FGCU20
 1995- Toyota 6FGCU25
 1995- Toyota 6FGCU30
 1995- Toyota 6FGCU33
 1995- Toyota 6FGCU35
 1995- Toyota 6FGCU40
 1995- Toyota 6FGCU45
 1998- Toyota 7FG15
 1998- Toyota 7FG18
 1998- Toyota 7FG20
 1998- Toyota 7FG23
 1998- Toyota 7FG25
 1998- Toyota 7FG28
 1998- Toyota 7FG30
 1998- Toyota 7FG35
 1998- Toyota 7FG40
 1998- Toyota 7FG45
 1998- Toyota 7FG50
 1998- Toyota 7FG55
 1998- Toyota 7FG60
 1998- Toyota 7FG70
 1998- Toyota 7FGCS32
 1998- Toyota 7FGCU15
 1998- Toyota 7FGCU18
 1998- Toyota 7FGCU20
 1998- Toyota 7FGCU25
 1998- Toyota 7FGCU30
 1998- Toyota 7FGCU32
 1998- Toyota 7FGCU35
 1998- Toyota 7FGCU40
 1998- Toyota 7FGCU45

YEAR MAKE / MODEL

16831N - continued
 1998- Toyota 7FGCU50
 1998- Toyota 7FGCU55
 1998- Toyota 7FGCU60
 1998- Toyota 7FGCU70
 1998- Toyota 7FGJ35
 1998- Toyota 7FGK20
 1998- Toyota 7FGK25
 1998- Toyota 7FGK30
 1998- Toyota 7FGU15
 1998- Toyota 7FGU18
 1998- Toyota 7FGU20
 1998- Toyota 7FGU25
 1998- Toyota 7FGU30
 1998- Toyota 7FGU32
 1998- Toyota 7FGU35
 1986-79 Toyota FG-17
 1982-78 Toyota FG-18
 1982-78 Toyota FG-23
 1983-81 Toyota FG-45
 1988-80 Toyota FGC-18
 1988-80 Toyota FGC-23
 1978- Toyota FGC-23
 1980-78 Toyota FGC-28
 1983-82 Toyota FGC-33
 1983-82 Toyota FGC-35
 1983-82 Toyota FGC-40
 1983-82 Toyota FGC-45
 1983-80 Toyota FGE-35
 1983-80 Toyota FGE-45
 1986-78 Toyota FGL-18
 1986-78 Toyota FGL-23
 1986-78 Toyota FGL-25
 1982-79 Toyota FGS-20

16873N

New Starter - Mitsubishi, OSGR, 24V, CW, 9 Teeth



1994-92 Caterpillar EL70

16896N

New Starter - Denso, OSGR, 24V, CW, 11 Teeth



1988-80 Toyota 3FD-33
 1988-76 Toyota 3FD-35
 1988-76 Toyota 3FD-40
 1988-80 Toyota 3FD-50
 1988-80 Toyota 3FD-60
 1988-76 Toyota 3FDE-35
 1988-76 Toyota FDC-33

BUYERS GUIDE - STARTERS

YEAR MAKE / MODEL

16896N - continued

1988-76 Toyota FDC-35
1988-76 Toyota FDC-45

16924N

New Starter - Mitsubishi, DD, 12V, CW, 8 Teeth



1997-92 Hyster H-25XL
1997-92 Hyster H-25XM
1997-92 Hyster H-35XL
1997-92 Hyster H-35XM
1997-92 Hyster H-40XL
1997-92 Hyster H-50XL
1997-92 Hyster H-60XL
1997-92 Hyster S-25XL
1997-92 Hyster S-25XM
1991-85 Hyster S-25XM
1997-92 Hyster S-35XL
1991-85 Hyster S-35XM
1997-92 Hyster S-40XL
1997-94 Hyster S-40XM
All Hyster S-40XMS
1997-94 Hyster S-45XM
1997-94 Hyster S-50XM
1997-94 Hyster S-55XM
1997-94 Hyster S-60XM
1997-94 Hyster S-65XM
1997-92 Yale Various Models

16935N

New Starter - Mitsubishi, OSGR, 12V, CW, 11 Teeth



All Nissan AEH
All Nissan AH
All Nissan APH
All Nissan ASH
All Nissan CEF
All Nissan CEGH
All Nissan CEH
All Nissan CF
All Nissan CPF
All Nissan CPH
All Nissan CQF
All Nissan CRQH
All Nissan EGH
1986- Nissan F01
1981- Nissan F02
1986- Nissan H01
1986- Nissan H02
1982- Nissan NH01

YEAR MAKE / MODEL

16935N - continued

1982- Nissan NH02
All Nissan PF
All Nissan PGF
All Nissan PH01
1982- Nissan PH02
All Nissan QF01
All Nissan QGF02
1982- Nissan RGH02
1989- TCM Equipment FHG20N
1989- TCM Equipment FHG25N
1989- TCM Equipment FHG30N

16981N

New Starter - Denso, OSGR, 12V, CW, 10 Teeth



All Gradall 534B6
All Gradall 534B8
All Gradall 534B9
All Gradall 544
2002-96 Gradall B
All Gradall GW3
1994-88 Gradall Various Models

16984N

New Starter - Lucas, M50/M127, DD, 12V, CW, 10 Teeth



1997-94 Case 3220
1997-94 Case 3230
1987-81 Case 380B
1980-73 Case 380CK
1990-85 Case 385
1993-91 Case 395
1997-94 Case 4210
1997-94 Case 4230
1997-94 Case 4240
1994-91 Case 495
1994-91 Case 595
1994-91 Case 695
1990-85 Case 885
1994-91 Case 895
1994-91 Case 995
1976-73 International 474
1984-78 International 484 Row Crop or Utility
1984-78 International 584 Row Crop or Utility
1984-78 International 684 Row Crop or Utility
1984-78 International 784 Row Crop or Utility
1984-79 International 884 Row Crop or Utility
1971-70 Massey Ferguson MF-50

BUYERS GUIDE - STARTERS

YEAR MAKE / MODEL

16990N

New Starter - Denso, OSGR, 12V, CW, 13 Teeth



1999-90 Case 1840
 1999-87 Case 1845C
 All Case 40XT
 1993-83 Case 450C
 1993-83 Case 455C
 1994-79 Case 480E Construction King
 1994-79 Case 480E LL Construction King
 1994-89 Case 480F Construction King
 1994-89 Case 480F LL Construction King
 1991-89 Case 550
 1995-92 Case 550E
 2000-95 Case 550G
 1999- Case 550H
 1999-95 Case 570LXT
 1998- Case 570LXT Series II
 1998- Case 570MXT
 1994-86 Case 580K
 1999-95 Case 580L
 1998- Case 580L Series II
 All Case 580M
 All Case 580SE
 All Case 580SK
 All Case 580SL
 All Case 580SL Series II
 All Case 580SM
 1999-90 Case 584E
 1999-90 Case 585E
 2000-99 Case 585G
 1999-90 Case 586E
 2000-99 Case 586G
 All Case 590 Turbo
 1992- Case 590CK
 1995- Case 590SL
 1998- Case 590SL Series II
 All Case 590SM
 1992-85 Case 6000
 All Case 60XT
 1991-89 Case 650
 1992-85 Case 6500
 2000-94 Case 650G
 2003-00 Case 650H
 2007-03 Case 650K
 2001-92 Case 660
 All Case 70XT
 2003-00 Case 750H
 2002- Case 750K
 2001-98 Case 75XT
 1997-88 Case 760
 2001-98 Case 85XT
 2001-93 Case 860
 1997-83 Case 8830
 1993-87 Case 8840
 2001-98 Case 90XT
 2001-98 Case 95XT
 1993-83 Case W11B
 1994- Cummins Engines B Series

YEAR MAKE / MODEL

16990N - continued

1992-86 Ford 276
 1992-85 Ford 296C
 All Gradall 522
 All Gradall 524
 All Gradall 532C6
 All Gradall 534C10
 All Gradall 534C6
 All Gradall 534C9
 All Gradall 544B
 1995-90 Gradall Various Models
 2005-99 Hesston 8550S
 2009-04 Hesston 9240
 2001-96 Macdon 9200
 2005-99 Macdon 9250
 2005-99 Macdon 9350
 1992-86 Macdon Macdon 7000
 1992-89 Prairie 4800 Series
 All Prairie 4900 Series
 2005-99 Prairie 4900 Sprayer
 2005-99 Premier 2940
 2005-99 Premier 2950
 2010-05 Trackless Trackless MT
 1986-84 Versatile 256
 1990-85 Versatile 276
 1989-86 Versatile 4700
 1992-86 Westward 7000
 2004-99 Westward 9250
 2004-99 Westward 9350
 2006-01 Westward 9352

17008N

New Starter - Mitsubishi, OSGR, 12V, CW, 10 Teeth



1983- Onan DL3
 1983- Onan L317D
 1983- Onan L423
 1983- Onan L634
 1983- Onan MDL3
 1983- Onan MDL4



17071N

New Starter - Lucas, M50/M127, DD, 12V, CW, 10 Teeth



1985-72 J.C. Bamford 2
 1985-72 J.C. Bamford 3
 1985-72 J.C. Bamford 3C
 1984-80 J.C. Bamford 3CX Sitemaster
 1985-80 J.C. Bamford 3DS
 1980 J.C. Bamford 4D

BUYERS GUIDE - STARTERS

YEAR	MAKE / MODEL	YEAR	MAKE / MODEL
17071N - continued		17072N - continued	
1985-80	J.C. Bamford 4DS	1993-87	Massey Ferguson MF-3060
1982-78	J.C. Bamford 525	1993-87	Massey Ferguson MF-3070
1979-74	Leyland Nuffield Model 2100	1986-82	Massey Ferguson MF-30D
1984-73	Leyland Nuffield Model 245 / 245S	1990-87	Massey Ferguson MF-3610
1976-73	Leyland Nuffield Model 255	1990-87	Massey Ferguson MF-3630
1984-76	Leyland Nuffield Model 262 / 262S	1996-90	Massey Ferguson MF-365
1976-73	Leyland Nuffield Model 270	1998-86	Massey Ferguson MF-375
1984-76	Leyland Nuffield Model 272 / 272S	1998-86	Massey Ferguson MF-383
1979-74	Leyland Nuffield Model 285	1998-87	Massey Ferguson MF-390
1972-70	Leyland Nuffield Model 344	1998-92	Massey Ferguson MF-396
1972-70	Leyland Nuffield Model 384	1997-87	Massey Ferguson MF-398
1979-74	Leyland Nuffield Model 4100	1998-87	Massey Ferguson MF-399
1984-79	Leyland Nuffield Model 462	2000-97	Massey Ferguson MF-4225
1972-70	Leyland Nuffield Model 465	2000-97	Massey Ferguson MF-4233
1982-79	Leyland Nuffield Model 472	2000-97	Massey Ferguson MF-4235
1979-74	Leyland Nuffield Model 485	2000-97	Massey Ferguson MF-4243
17072N		2000-97	Massey Ferguson MF-4245
New Starter - Lucas, M50/M127, DD, 12V, CW, 10 Teeth		2000-97	Massey Ferguson MF-4253
		2000-97	Massey Ferguson MF-4255
1991-85	J.C. Bamford 1400 / 1400B	2000-97	Massey Ferguson MF-4260
1991-85	J.C. Bamford 1500 / 1500B	2000-97	Massey Ferguson MF-4263
1993-87	J.C. Bamford 1600B	2000-97	Massey Ferguson MF-4270
1991-85	J.C. Bamford 1700 / 1700B	1975-73	Massey Ferguson MF-50
1985-80	J.C. Bamford 3C1400	1971-	Massey Ferguson MF-506
1985-80	J.C. Bamford 3C1550	1994-83	Massey Ferguson MF-50E
1991-85	J.C. Bamford 3CX Sitemaster	1979-71	Massey Ferguson MF-520
1985-80	J.C. Bamford 3D1700	1979-71	Massey Ferguson MF-525
1984-72	J.C. Bamford 410	1998-95	Massey Ferguson MF-6140
1983-71	J.C. Bamford 420	1998-95	Massey Ferguson MF-6150
1983-71	J.C. Bamford 430	1972-71	Massey Ferguson MF-620
1985-80	J.C. Bamford 4CN	1972-71	Massey Ferguson MF-625
1989-82	J.C. Bamford 520	1986-83	Massey Ferguson MF-670
1984-78	J.C. Bamford 520 Cherry Picker	1986-83	Massey Ferguson MF-690
1989-82	J.C. Bamford 525B	1986-83	Massey Ferguson MF-698
1991-87	J.C. Bamford 530	1986-83	Massey Ferguson MF-698T
1991-87	J.C. Bamford 530B	1986-84	Massey Ferguson MF-699
1994-87	J.C. Bamford 540	1980-73	Massey Ferguson MF-9500
1997-87	J.C. Bamford 540B	17073N	
1979-71	J.C. Bamford 805	New Starter - Bosch, 368, DD, 24V, CW, 9 Teeth	
1979-71	J.C. Bamford 805B		
1988-82	J.C. Bamford 805BT	1991-76	ABG (Allg Baumasch Gesellsch) SAW 186
1972-71	Massey Ferguson MF-165	1991-76	ABG (Allg Baumasch Gesellsch) SF 213
1972-71	Massey Ferguson MF-168	1975-68	ABG (Allg Baumasch Gesellsch) Titan 211
1972-70	Massey Ferguson MF-175S	1991-72	ABG (Allg Baumasch Gesellsch) Titan 360
1972-70	Massey Ferguson MF-178	1991-71	ABG (Allg Baumasch Gesellsch) Titan_350S
1972-70	Massey Ferguson MF-185	1991-72	ABG (Allg Baumasch Gesellsch) Titan_410S
1974-72	Massey Ferguson MF-188	1991-67	Deutz Various Models
1999-83	Massey Ferguson MF-240	1986-75	Fuchs 118M
1986-83	Massey Ferguson MF-250	1986-	Iveco 110.16A
1998-92	Massey Ferguson MF-261	1991-86	KHD Engines
1986-83	Massey Ferguson MF-270	1975-67	KHD Engines
2000-98	Massey Ferguson MF-271	1996-92	Liebherr A903
2000-98	Massey Ferguson MF-281	1990-74	Liebherr R981
1999-85	Massey Ferguson MF-283	1980-69	Poclain 18.01
1986-83	Massey Ferguson MF-290	1980-69	Poclain 18.15
1986-83	Massey Ferguson MF-298	1982-76	Poclain 60CL
1989-87	Massey Ferguson MF-3050	1982-76	Poclain 60P

BUYERS GUIDE - STARTERS

YEAR MAKE / MODEL

17073N - continued

1980-75 Poclairn 75CL
 1982-76 Poclairn 75P
 1982-76 Poclairn 90CK
 1982-76 Poclairn 90CL
 1982-76 Poclairn 90P
 1976-69 Poclairn LC80
 1976-69 Poclairn LY2P
 1977-69 Poclairn LY80
 1976-73 Poclairn MC100
 1976-73 Poclairn MCL84

17074N

New Starter - Bosch, 367, DD, 12V, CW, 9 Teeth



1982-73 Atlas AR70
 1982-73 Atlas Copco ST35 / STS35
 1982-73 Atlas Copco ST48 / STS48
 1979-69 Atlas Copco VSS125
 1979-69 Atlas Copco VSS170
 1978-72 Deutz D13006
 1978-68 Deutz D4006
 1980-74 Deutz D4506
 1974-68 Deutz D5006
 1980-75 Deutz D5206
 1974-68 Deutz D5506
 1974-68 Deutz D6006
 1980-75 Deutz D6206
 1980-75 Deutz D6806
 1974-70 Deutz D7006
 1980-75 Deutz D7206
 1981-79 Deutz DX110
 1981-79 Deutz DX85
 1981-79 Deutz DX90
 1975-67 Deutz Various Models
 1992-86 Deutz-Allis 6240
 1992-86 Deutz-Allis 6250
 1992-86 Deutz-Allis 6260
 1992-87 Deutz-Allis 7110
 1992-87 Deutz-Allis 7120
 1992-87 Deutz-Allis 7145
 1984-83 Deutz-Fahr D6507
 1985-83 Deutz-Fahr D7007
 1984-83 Deutz-Fahr D7807
 1976-73 Deutz-Fahr Intrac 2002
 1980-74 Deutz-Fahr Intrac 2003
 1982-78 Deutz-Fahr Intrac 2004
 1982-81 Deutz-Fahr M980
 1979-74 Fuchs 400
 1980-69 Fuchs 500
 1979-74 Fuchs 701
 1979-74 Fuchs 702
 1980-69 Fuchs 703
 1981-75 International 3944 Yumbo
 1981-75 International 3945 Yumbo
 1981-73 International 3960 Yumbo
 1981-73 International 3961 Yumbo
 1980-68 KHD D Series Tractors
 1982-78 KHD DX Series Tractors

YEAR MAKE / MODEL

17074N - continued

1975-67 KHD Engines
 1977-70 KHD F3L912 Engine
 1980-73 KHD F4L912 Engine
 1978-67 KHD F6L912 Engine
 1979-74 Liebherr A901B
 1979-74 Liebherr A911
 1979-74 Liebherr A921
 1981-73 Liebherr R911
 1981-73 Liebherr R921
 1983-79 New Holland L775D
 1993-84 New Holland L781


17075N

New Starter - Bosch, 362, DD, 12V, CW, 9 Teeth



1976-68 ABG (Allg Baumasch Gesellsch) Alexander 126
 1991-76 ABG (Allg Baumasch Gesellsch) Alexander 126H
 1991-76 ABG (Allg Baumasch Gesellsch) Alexander 128
 1991-76 ABG (Allg Baumasch Gesellsch) Alexander 128G
 1980-69 ABG (Allg Baumasch Gesellsch) BV 590
 1980-69 ABG (Allg Baumasch Gesellsch) MAW 172
 1980-69 ABG (Allg Baumasch Gesellsch) MAW 172S
 1980-69 ABG (Allg Baumasch Gesellsch) MAW 173
 1980-69 ABG (Allg Baumasch Gesellsch) MAW 173S
 1991-76 ABG (Allg Baumasch Gesellsch) Puma 168
 1991-76 ABG (Allg Baumasch Gesellsch) Puma 168A
 1991-76 ABG (Allg Baumasch Gesellsch) Puma 177
 1991-76 ABG (Allg Baumasch Gesellsch) Puma 177V
 1991-76 ABG (Allg Baumasch Gesellsch) Puma 177VS
 1991-76 ABG (Allg Baumasch Gesellsch) Puma 178
 1991-76 ABG (Allg Baumasch Gesellsch) SF 213
 1971-67 ABG (Allg Baumasch Gesellsch) Titan 300
 1980-69 ABG (Allg Baumasch Gesellsch) VAS 512
 1980-69 ABG (Allg Baumasch Gesellsch) WZ 172
 1980-69 ABG (Allg Baumasch Gesellsch) WZ 172S
 1985-83 Atlas AR70
 1986-83 Atlas Copco ST35 / STS35
 1986-83 Atlas Copco ST48 / STS48
 1974-67 Claas Consul
 1975-74 Claas Corsar
 1972-67 Claas Cosmos
 1972-67 Claas Europa
 1972-68 Claas Mercator
 1974-73 Claas Mercator 50
 1993-82 Claas Mercator 60
 1981-73 Claas Mercator 60
 1974-73 Claas Mercator 70
 1993-74 Claas Mercator 75R
 1972-67 Claas Mercur
 1972-66 Claas Senator
 1984-80 Deutz D4007
 1984-81 Deutz D4507
 1981-80 Deutz D4807
 1984-81 Deutz D5207
 1984-83 Deutz D6007
 1982-81 Deutz D6207
 1984-83 Deutz D6507
 1982-81 Deutz D6807

BUYERS GUIDE - STARTERS

YEAR	MAKE / MODEL	YEAR	MAKE / MODEL
17075N - continued		17075N - continued	
1981-80	Deutz D7207	1974-73	International 3944 Yumbo
1984-80	Deutz D7807	1986-82	International 3945 Yumbo
1985-82	Deutz DX110	1974-73	International 3945 Yumbo
1985-81	Deutz DX120	1986-82	International 3960 Yumbo
1985-82	Deutz DX6007	1986-82	International 3961 Yumbo
1985-82	Deutz DX85	1984-68	KHD D Series Tractors
1985-83	Deutz DX86	1985-80	KHD DX Series Tractors
1985-82	Deutz DX90	1992-86	KHD Engines
1985-83	Deutz DX92	1973-67	KHD Engines
1992-67	Deutz Various Models	1977-70	KHD F3L912 Engine
1991-86	Deutz-Fahr D6807	1972-67	KHD F4L912 Engine
1991-86	Deutz-Fahr D7007	1973	Liebherr A901B
1991-86	Deutz-Fahr DX3.10	1973-72	Liebherr A911
1991-86	Deutz-Fahr DX3.30	1973-72	Liebherr A921
1991-86	Deutz-Fahr DX3.50	1992-82	Liebherr R911
1991-86	Deutz-Fahr DX3.60	1972	Liebherr R911
1991-86	Deutz-Fahr DX3.70	1992-82	Liebherr R921
1991-86	Deutz-Fahr DX3.80	1972	Liebherr R921
1991-86	Deutz-Fahr DX3.90	1980-69	Linde H25D
1991-86	Deutz-Fahr DX4.10	1978-73	New Holland L775D
1991-86	Deutz-Fahr DX4.31	1976-69	Poclair FC30
1991-86	Deutz-Fahr DX4.50	1977-69	Poclair FY30
1991-90	Deutz-Fahr DX4.51	1971-69	Poclair TC45
1991-84	Deutz-Fahr DX4.70	1980-69	Poclair TY2P
1991-86	Deutz-Fahr DX6.05	1980-69	Poclair TY45
1991-86	Deutz-Fahr DX6.10	1986-83	Schaeff-Namco HML30
1991-86	Deutz-Fahr DX6.30	1986-83	Schaeff-Namco SKL500
1991-90	Deutz-Fahr DX6.31	1986-83	Schaeff-Namco SKL700
1991-84	Deutz-Fahr DX6.50	1986-83	Schaeff-Namco Various Models
1991-88	Deutz-Fahr DX6.60		
1991-84	Deutz-Fahr DX7-10		
1988-83	Deutz-Fahr Intrac 2004	17077N	
1991-89	Deutz-Fahr Intrac 6.30	New Starter - Bosch, 367, DD, 12V, CW, 10 Teeth	
1988	Deutz-Fahr Intrac 6.30		
1991-81	Deutz-Fahr M1080	1987-81	Case 380B
1991-81	Deutz-Fahr M1202	1980-73	Case 380CK
1991-82	Deutz-Fahr M2385	1990-85	Case 385
1991-87	Deutz-Fahr M3330	1993-91	Case 395
1994-87	Deutz-Fahr M3360	1990-85	Case 485
1994-83	Deutz-Fahr M980	1994-91	Case 495
All	Ditch Witch 5010	1994-91	Case 595
1977-68	Fahr M1000	1990-85	Case 685
1981-76	Fahr M1002	1994-91	Case 695
1977-68	Fahr M1200	1990-85	Case 885
1980-79	Fahr M1202	1994-91	Case 895
1979-74	Fahr M1300M	1994-91	Case 995
1987-80	Fahr M1320		
1987-80	Fahr M1322		
1987-80	Fahr M1322H		
1987-80	Fahr M1322HA		
1987-79	Fahr M2480		
1987-79	Fahr M2580		
1987-79	Fahr M2680		
1987-80	Fahr M2685		
1987-83	Fahr M2780		
1987-81	Fahr M2780H		
1987-80	Fahr M560		
1980-74	Fahr M600		
1974-69	Fahr M66		
1980-74	Fahr M750		
1987-80	Fahr M770		
1979	Fahr M900		
1981-79	Fahr M922		
1987-81	Fahr M980		
1973-69	Fuchs 400		
1973-69	Fuchs 701		
1973-69	Fuchs 702		
1986-82	International 3944 Yumbo		

BUYERS GUIDE - STARTERS

YEAR MAKE / MODEL

17081N

New Starter - Mitsubishi, OSGR, 12V, CW, 11 Teeth



- 1988- Case DH4B
- 1993-86 Case Maxi-Sneaker
- 1997-89 Toro Groundsmaster 580D
- 1983- Toro Reelmaster 4500-D
- 1994-86 Toro Reelmaster 450-D

17086N

New Starter - Valeo, PMGR, 12V, CW, 10 Teeth



- 2004-99 John Deere 240
- 2004-99 John Deere 250
- 2004-99 John Deere 260
- All John Deere 5105
- All John Deere 5205
- 2000-98 John Deere 5210
- 2004-01 John Deere 5220
- All John Deere 5310
- All John Deere 5310N
- 2004-01 John Deere 5320
- All John Deere 5320N
- 2000-98 John Deere 5410
- All John Deere 5410N
- 1998-94 John Deere 8875

17088N

New Starter - Hitachi, OSGR, 12V, CW, 9 Teeth



- All Carrier Transcold Various Models
- 2004-90 Thermo King CG-II M12
- 2004-90 Thermo King CG-II M20
- 2004-90 Thermo King CG-II M22
- 2004-90 Thermo King CG-II M30
- 1974- Thermo King NWD Series
- 1980- Thermo King SB-II
- 1979- Thermo King SB-II 30 di / TC
- 1979- Thermo King SB-II 30 MAX
- 1990- Thermo King SB-III

YEAR MAKE / MODEL

17088N - continued

- 1989-80 Thermo King SB-III
- 1990- Thermo King SB-III MAX
- 1993- Thermo King SB-III SR
- 1985- Thermo King Sentry
- 1979- Thermo King Sentry 30 di / TC
- 1984- Thermo King Sentry SD1200
- 1974- Thermo King SNWD
- 1983- Thermo King Super II
- 1979- Thermo King Super II 30 / MAX
- 1984- Thermo King Super NWD
- 1979-71 Thermo King Various Models


17093N

New Starter - Bosch, 362, DD, 12V, CW, 9 Teeth



- 1983-79 Aifo 8031
- 1983-73 Aifo 8035
- 1983-73 Aifo 8041
- 1981-73 Aifo 8045
- 1983-72 Aifo 8141
- 1983-81 Allis Chalmers 5045
- 1983-77 Allis Chalmers 5050
- 1978-71 Fiat-Allis 4
- 1978-71 Fiat-Allis FL-4C
- 1985- Fiat-Hesston 45.66
- 1988 Fiat-Hesston 55.46
- 1988 Fiat-Hesston 55.56
- 1989-88 Fiat-Hesston 55.65
- 1985- Fiat-Hesston 55.66
- 1989- Fiat-Hesston 55.75
- 1992- Fiat-Hesston 55.86
- 1989- Fiat-Hesston 55.88
- 1989-88 Fiat-Hesston 55.90
- 1988 Fiat-Hesston 60.46
- 1989- Fiat-Hesston 60.56
- 1989-88 Fiat-Hesston 60.65
- 1984- Fiat-Hesston 60.66
- 1989- Fiat-Hesston 60.75
- 1992- Fiat-Hesston 60.85
- 1992- Fiat-Hesston 60.86
- 1989- Fiat-Hesston 60.88
- 1989-88 Fiat-Hesston 60.90
- 1991-85 Hesston 45-66
- 1991-85 Hesston 45-66DT
- 1984-83 Hesston 466
- 1984-83 Hesston 466DT
- 1982-81 Hesston 480-8
- 1991-85 Hesston 55-46
- 1991-85 Hesston 55-46DT
- 1991-85 Hesston 55-56
- 1991-85 Hesston 55-56DT
- 1991-85 Hesston 55-66
- 1991-85 Hesston 55-66DT
- 1984-83 Hesston 566
- 1984-83 Hesston 566DT
- 1984-81 Hesston 580
- 1984-81 Hesston 580DT
- 1991-85 Hesston 60-66

BUYERS GUIDE - STARTERS

YEAR	MAKE / MODEL	YEAR	MAKE / MODEL
17093N - continued		17095N - continued	
1991-85	Hesston 60-66DT	All	John Deere 2040S
1991-85	Hesston 60-66-DTF	1990-	John Deere 2054
1991-85	Hesston 60-66F	1982-74	John Deere 2140
1991-85	Hesston 60-66LP	1987-82	John Deere 2150
1991-85	Hesston 60-90	1992-87	John Deere 2155
1991-85	Hesston 60-90DT	1982-76	John Deere 2240
2004-99	New Holland TN55	All	John Deere 2250
2004-99	New Holland TN55D, S	All	John Deere 2250F
2003-99	New Holland TN65	All	John Deere 2254
2003-99	New Holland TN65D, F, S	1987-83	John Deere 2255
2003-99	New Holland TN70	All	John Deere 2345F
2003-00	New Holland TN75	1986-83	John Deere 2350
2003-99	New Holland TN75D	1992-86	John Deere 2355
2003-99	New Holland TN75S	All	John Deere 2450
17095N		All	John Deere 2450F
New Starter - Bosch, 367, DD, 12V, CW, 10 Teeth		1987-82	John Deere 2550
		1992-87	John Deere 2555
All	John Deere 1032	All	John Deere 2650
1984-70	John Deere 1040	All	John Deere 2650F
All	John Deere 1040V	1986-83	John Deere 2750
All	John Deere 1042	1992-87	John Deere 2755
All	John Deere 1052	All	John Deere 2850
All	John Deere 1055	1993-87	John Deere 2855N
All	John Deere 1065	1984-80	John Deere 2940
All	John Deere 1068	1986-83	John Deere 2950
All	John Deere 1072	1992-87	John Deere 2955
All	John Deere 1075	1982-79	John Deere 3030
All	John Deere 1133	1984-80	John Deere 3040
1982-70	John Deere 1140	All	John Deere 3050
All	John Deere 1140F	1992	John Deere 3055
All	John Deere 1140V	1982-79	John Deere 3130
All	John Deere 1144	1982-70	John Deere 3140
All	John Deere 1155	All	John Deere 3150
All	John Deere 1157	1987-85	John Deere 3150
All	John Deere 1158	1992-87	John Deere 3155
All	John Deere 1166	1992	John Deere 3255
All	John Deere 1169	All	John Deere 3340
All	John Deere 1174	All	John Deere 3350
All	John Deere 1177	All	John Deere 3640
All	John Deere 1350	All	John Deere 3650
All	John Deere 1445F	1988-86	John Deere 4425
All	John Deere 1550	1994-89	John Deere 4435
1982-70	John Deere 1640	2009-06	John Deere 5620
All	John Deere 1640F	2001-98	John Deere 6010
All	John Deere 1745F	1993-	John Deere 6100
All	John Deere 1750	2001-98	John Deere 6110
All	John Deere 1750V	All	John Deere 6110L
1982-70	John Deere 1840	1993-	John Deere 6200
All	John Deere 1840F	1993-	John Deere 6200L
All	John Deere 1845F	2001-98	John Deere 6210
All	John Deere 1850	All	John Deere 6210L
All	John Deere 1850F	1993-	John Deere 6300
All	John Deere 1850V	1993-	John Deere 6300L
All	John Deere 1950	2001-98	John Deere 6310
All	John Deere 1950F	All	John Deere 6310L
1985-72	John Deere 2040	All	John Deere 6310S
All	John Deere 2040F	1993-	John Deere 6400
		1993-	John Deere 6400L
		All	John Deere 6400SP
		2001-98	John Deere 6405
		2001-98	John Deere 6410
		All	John Deere 6410L
		All	John Deere 6410S
		1993-	John Deere 6500
		1993-	John Deere 6500L
		All	John Deere 6510L
		All	John Deere 840
		All	John Deere 932

BUYERS GUIDE - STARTERS

YEAR MAKE / MODEL

17095N - continued

1984-80 John Deere 940
 All John Deere 940V
 All John Deere 942
 All John Deere 965
 All John Deere 968
 All John Deere 975
 All John Deere 985

17096N

New Starter - Mitsubishi, PLGR, 12V, CW, 13 Teeth



1991-87 Case 265 Offset
 1991-86 Case 275
 1997-95 Cub Cadet 7272
 1997-96 Cub Cadet 7273
 1997-95 Cub Cadet 7274
 1997-95 Cub Cadet 7275
 2003-98 Cub Cadet 7300
 2003-98 Cub Cadet 7305
 2003-00 Cub Cadet 7360
 1982- Mitsubishi K3M
 1982- Mitsubishi K4E
 All Mitsubishi K4M
 1980- Toro 325D
 1990-83 Toro Groundsmaster 322D
 2001-91 Toro Groundsmaster 325D
 1982- Toro Various Models

17099N

New Starter - Denso, OSGR, 12V, CW, 15 Teeth



All Carrier Transicold Various Models
 1989- Thermo King KD-II SR
 All Thermo King MD-200
 All Thermo King MD-200-MT
 All Thermo King MD-300
 1989- Thermo King MD-II MAX
 1989- Thermo King MD-II MAX SR
 1989- Thermo King MD-II SR
 1996- Thermo King RD-II TLE
 1984- Thermo King SSIV
 2002- Thermo King TS Spectrum
 2000- Thermo King TS-200
 2000- Thermo King TS-300
 2000- Thermo King TS-500
 2000- Thermo King TS-600
 1996- Thermo King URD-III MAX
 All Thermo King UTS
 1984- Thermo King Various Models

YEAR MAKE / MODEL

17099N - continued

1999- Thermo King XDS

17100N

New Starter - Denso, OSGR, 12V, CW, 10 Teeth



1984-82 Caterpillar T100C
 1984-82 Caterpillar T120C
 1984-82 Caterpillar T30B, C
 1986-82 Caterpillar T35B, C
 1986-82 Caterpillar T40B, C
 1986-82 Caterpillar T45B, C
 1984-82 Caterpillar T45B, C
 1986-82 Caterpillar T50B, C
 1986-82 Caterpillar T55B, C
 1986-82 Caterpillar T60B, C
 1984-82 Caterpillar T70C
 1984-82 Caterpillar T80C
 1984-82 Caterpillar T90C
 1984-82 Caterpillar TC60C
 1984-82 Caterpillar V30A
 1984-82 Caterpillar V30C
 1984-82 Caterpillar V35A
 1984-82 Caterpillar V35C
 1984-82 Caterpillar V40C
 1984-82 Caterpillar V41
 1984-82 Caterpillar V45C
 1984-82 Caterpillar V50C
 1984-82 Caterpillar V51
 1984-82 Caterpillar V55B
 1984-82 Caterpillar V55C
 1984-82 Caterpillar V60B

17101N

New Starter - Denso, OSGR, 12V, CW, 9 Teeth

**PHOTOGRAPH
 NOT AVAILABLE
 AT THIS TIME**

1984- Caterpillar LT-431


17107N

New Starter - Bosch, DD, 24V, CW, 11 Teeth



1988-73 Atlas 2502
 1988-76 Atlas 2502B
 1988-70 Deutz Various Models
 1980-71 Eimco Jarvis Clark LHD

BUYERS GUIDE - STARTERS

YEAR	MAKE / MODEL	YEAR	MAKE / MODEL
17107N - continued		17110N - continued	
1980-71	Eimco Jarvis Clark Various Models	1986-	Mitsubishi FG-20GS
1988-70	KHD Engines	1986-	Mitsubishi FG-20HP
1975	KHD F10L413 Engine	1986-	Mitsubishi FG-20LP
1975	KHD F12L413 Engine	1986-	Mitsubishi FG-20LPS
1985-78	Poclain 220CK	1986-	Mitsubishi FG-20T
1985-77	Poclain 220CL	1986-	Mitsubishi FG-25
1982-76	Poclain 300CK	1986-	Mitsubishi FG-25B-G
1983-77	Poclain 300CL	1986-	Mitsubishi FG-25B-G-HP
1976-73	Poclain HC300	1986-	Mitsubishi FG-25B-GLP
17110N		1986-	Mitsubishi FG-25B-GLP-HP
New Starter - Mitsubishi, OSGR, 12V, CW, 11 Teeth		1986-	Mitsubishi FG-25B-GS
		1986-	Mitsubishi FG-25B-LP
		1986-	Mitsubishi FG-25B-LP-HP
2000-94	Caterpillar GP15	1986-	Mitsubishi FG-25B-LPS
All	Caterpillar GP30	1986-	Mitsubishi FG-25B-LPS-HP
1994-85	Clark GCS17	1986-	Mitsubishi FG-25G
1994-85	Clark GCS20	1986-	Mitsubishi FG-25GLP
1994-85	Clark GCS25	1986-	Mitsubishi FG-25GS
1994-85	Clark GCS30	1986-	Mitsubishi FG-25HP
1997-90	Clark GCX20	1986-	Mitsubishi FG-25LP
1997-90	Clark GCX25E	1986-	Mitsubishi FG-25LPS
1994-85	Clark GPS17	1986-	Mitsubishi FG-25T
1994-85	Clark GPS20	1986-	Mitsubishi FG-30
1994-85	Clark GPS25	1986-	Mitsubishi FG-30B-G
1994-85	Clark GPS30	1986-	Mitsubishi FG-30B-GLP
1995-90	Clark GPX20	1986-	Mitsubishi FG-30B-GS
1995-90	Clark GPX25E	1986-	Mitsubishi FG-30B-LP
1995-90	Clark GPX30	1986-	Mitsubishi FG-30B-LPS
1979-	Mitsubishi FG-10	1986-	Mitsubishi FG-30G
1979-	Mitsubishi FG-14	1986-	Mitsubishi FG-30G-LP
1979-	Mitsubishi FG-15	1986-	Mitsubishi FG-30-GS
1979-	Mitsubishi FG-15B-G	1986-	Mitsubishi FG-30-LP
1979-	Mitsubishi FG-15B-GLP	1986-	Mitsubishi FG-30-LPS
1979-	Mitsubishi FG-15B-LP	1986-	Mitsubishi FG-30T
1979-	Mitsubishi FG-15B-LPS	1986-	Mitsubishi FG-35
1979-	Mitsubishi FG-15G	1986-	Mitsubishi FG-35A
1979-	Mitsubishi FG-15G-LP	1986-	Mitsubishi FG-35AB-G
1979-	Mitsubishi FG-15G-LPS	1986-	Mitsubishi FG-35AB-GLP
1979-	Mitsubishi FG-15T	1986-	Mitsubishi FG-35AB-LP
1979-	Mitsubishi FG-18B-G	1986-	Mitsubishi FG-35A-G
1979-	Mitsubishi FG-18B-GLP	1986-	Mitsubishi FG-35A-LP
1979-	Mitsubishi FG-18B-LP	1986-	Mitsubishi FG-35A-LPS
1979-	Mitsubishi FG-18B-LPS	1986-	Mitsubishi FG-35AT
1979-	Mitsubishi FG-18G	1986-	Mitsubishi FG-35-G
1979-	Mitsubishi FG-18GS	1986-	Mitsubishi FG-35-G-2
1979-	Mitsubishi FG-18LP	1986-	Mitsubishi FG-35-LP
1979-	Mitsubishi FG-18LPS	1986-	Mitsubishi FG-35-LP2
1979-	Mitsubishi FG-18LT	1986-	Mitsubishi FG-35-LPS
1986-	Mitsubishi FG-20	1986-	Mitsubishi FG-35A-LPS
1986-	Mitsubishi FG-20B-G	All	Mitsubishi FG-40-G
1986-	Mitsubishi FG-20B-G-HP	All	Mitsubishi FG-40-G2
1986-	Mitsubishi FG-20B-GLP	All	Mitsubishi FG-40-LP
1986-	Mitsubishi FG-20B-GLP-HP	All	Mitsubishi FG-40-LP2
1986-	Mitsubishi FG-20B-GS	All	Mitsubishi FG-40-LPS
1986-	Mitsubishi FG-20B-LP	1979-	Mitsubishi FGC-10
1986-	Mitsubishi FG-20B-LP-HP	1979-	Mitsubishi FGC-10-G
1986-	Mitsubishi FG-20B-LPS	1979-	Mitsubishi FGC-10-GS
1986-	Mitsubishi FG-20G	1979-	Mitsubishi FGC-10-LP
		1979-	Mitsubishi FGC-10-LPS
		1979-	Mitsubishi FGC-15
		1979-	Mitsubishi FGC-15B-G
		1979-	Mitsubishi FGC-15B-GLP
		1979-	Mitsubishi FGC-15B-GS
		1979-	Mitsubishi FGC-15B-LP
		1979-	Mitsubishi FGC-15B-LPS
		1979-	Mitsubishi FGC-15G
		1979-	Mitsubishi FGC-15G-LP
		1979-	Mitsubishi FGC-15GS
		1979-	Mitsubishi FGC-15-LP

BUYERS GUIDE - STARTERS

YEAR	MAKE / MODEL
17110N - continued	
1979-	Mitsubishi FGC-15-LPS
1979-	Mitsubishi FGC-15T-LP
1979-	Mitsubishi FGC-18
1979-	Mitsubishi FGC-18B-G
1979-	Mitsubishi FGC-18B-GLP
1979-	Mitsubishi FGC-18B-LP
1979-	Mitsubishi FGC-18B-LPS
1986-	Mitsubishi FGC-20
1986-	Mitsubishi FGC-20B
1986-	Mitsubishi FGC-20B-G
1986-	Mitsubishi FGC-20B-G-HP
1986-	Mitsubishi FGC-20B-GLP
1986-	Mitsubishi FGC-20B-GLP-HP
1986-	Mitsubishi FGC-20B-LP
1986-	Mitsubishi FGC-20B-LP-HP
1986-	Mitsubishi FGC-20B-LPS
1986-	Mitsubishi FGC-20B-LPS-HP
1986-	Mitsubishi FGC-20-GLP
1986-	Mitsubishi FGC-20-HP
1986-	Mitsubishi FGC-20-LP
1986-	Mitsubishi FGC-20-LPS
1986-	Mitsubishi FGC-20T-LP
1986-	Mitsubishi FGC-25
1986-	Mitsubishi FGC-25B-G
1986-	Mitsubishi FGC-25B-G-HP
1986-	Mitsubishi FGC-25B-GLP
1986-	Mitsubishi FGC-25B-GLP-HP
1986-	Mitsubishi FGC-25B-GS
1986-	Mitsubishi FGC-25B-LP
1986-	Mitsubishi FGC-25B-LP-HP
1986-	Mitsubishi FGC-25B-LPS
1986-	Mitsubishi FGC-25B-LPS-HP
1986-	Mitsubishi FGC-25G
1986-	Mitsubishi FGC-25G-LP
1986-	Mitsubishi FGC-25GS
1986-	Mitsubishi FGC-25HP
1986-	Mitsubishi FGC-25-LP
1986-	Mitsubishi FGC-25-LPS
1986-	Mitsubishi FGC-25T
1986-	Mitsubishi FGC-25T-LP
1986-	Mitsubishi FGC-30
1986-	Mitsubishi FGC-30B-G
1986-	Mitsubishi FGC-30B-GLP
1986-	Mitsubishi FGC-30B-LP
1986-	Mitsubishi FGC-30B-LPS
1986-	Mitsubishi FGC-30G
1986-	Mitsubishi FGC-30G-LP
1986-	Mitsubishi FGC-30GS
1986-	Mitsubishi FGC-30-LP
1986-	Mitsubishi FGC-30-LPS
1986-	Mitsubishi FGC-30T
1986-	Mitsubishi FGC-30T-LP
1979-	Mitsubishi KFG-18
1986-	Mitsubishi KFG-20



17112N

New Starter - Bosch, 362, DD, 12V, CW, 9 Teeth



YEAR	MAKE / MODEL
17112N - continued	
1985-75	Atlas AR40
1975-67	Deutz Various Models
1975-67	KHD Engines
1983-75	New Holland L445
1985-83	New Holland L451
17114N	
New Starter - Bosch, DD, 12V, CW, 11 Teeth	
1997-91	Agco Allis 4650
1987-62	BPM Arctic 157
1987-62	BPM Arctic 181
1988-62	BPM Ionic 144
1987-63	BPM Oceanic 235
1992-63	BPM Oceanic 265S
1992-90	Case 2120
1992-90	Case 2130
1985-73	Lamborghini-Agricultural 235 DT/S 2 RM
1995-88	Lamborghini-Agricultural 345
1995-88	Lamborghini-Agricultural 345F
1986-83	Lamborghini-Agricultural 483 L
1986-83	Lamborghini-Agricultural 483 N
1995-86	Lamborghini-Agricultural 550 DT
1995-86	Lamborghini-Agricultural 550 R
1986-85	Lamborghini-Agricultural 583 DT Basso
1985-79	Lamborghini-Agricultural 653 DT
1999-87	Lamborghini-Agricultural 660 F
1987-83	Lamborghini-Agricultural 683 L
1987-83	Lamborghini-Agricultural 683 N
1985-80	Lamborghini-Agricultural 784 DT
1981-74	Lamborghini-Agricultural C 352 LS
1981-74	Lamborghini-Agricultural C 352 N
1981-74	Lamborghini-Agricultural C 352 SL
1986-81	Lamborghini-Agricultural C 362
1984-81	Lamborghini-Agricultural C 453
1976-73	Lamborghini-Agricultural C 503
1976-73	Lamborghini-Agricultural C 503 L
1976-73	Lamborghini-Agricultural C 503 LL
1976-73	Lamborghini-Agricultural C 503 S
1984-81	Lamborghini-Agricultural C 533
1984-76	Lamborghini-Agricultural C 553 LS
1984-76	Lamborghini-Agricultural C 553 N
1984-76	Lamborghini-Agricultural C 553 SL
2000-88	Lamborghini-Agricultural C 554 Compact
2000-87	Lamborghini-Agricultural C 554 Ergomatic
1987-83	Lamborghini-Agricultural C 583
1976-74	Lamborghini-Agricultural C 603
1976-74	Lamborghini-Agricultural C 603 L
1976-74	Lamborghini-Agricultural C 603 LL
1976-74	Lamborghini-Agricultural C 603 S
1984-76	Lamborghini-Agricultural C 653 L
1984-76	Lamborghini-Agricultural C 653 N
1999-90	Lamborghini-Agricultural R 235 F
1990-73	Lamborghini-Agricultural R 235 S
1986-82	Lamborghini-Agricultural R 483
1995-83	Lamborghini-Agricultural R 513 V
1995-83	Lamborghini-Agricultural R 513 V DL
1986-84	Lamborghini-Agricultural R 583

BUYERS GUIDE - STARTERS

YEAR	MAKE / MODEL	YEAR	MAKE / MODEL		
17114N - continued		17118N			
1986-82	Lamborghini-Agricultural R 683 DT/RM	New Starter - Denso, OSGR, 12V, CW, 9 Teeth			
1980-73	Same 105-2LP				
1980-70	Same 982LP				
1980-70	Same 983L				
1978	Same 983P				
1983-78	Same 984P				
1981-73	Same Aurora 45				
1972-69	Same Centauro 60				
1988-79	Same Condor 55				
1986-80	Same Condor C				
1978-76	Same Corsaro 70				
1981-78	Same Corsaro Synchro 30				
1972-	Same Delfino 35				
1986-80	Same Drago 120				
1986-83	Same Explorer 55				
1986-	Same Explorer 60				
1988-76	Same Falcon				
1975-74	Same Falcon				
1986-81	Same Fox 35				
1986-81	Same Fox 45				
1986-81	Same Fox 55				
1987-	Same Frutteto 60				
1984-79	Same Jaguar 95				
1986-80	Same Leopard 85				
1981-74	Same Minitauro 60				
1988-80	Same Minitaurus 60				
1984-79	Same Panther 95				
1982-	Same Ranger 45				
1978-75	Same Saturno 30				
1983-79	Same Saturno Synchro 80				
1982-72	Same Sirenetta				
1975-72	Same Sirenetta				
1991-86	Same Solar 50				
1987-	Same Solar 55C				
1985-79	Same Taurus 60				
1990-78	Same Vigneron 35				
1982-78	Same Vigneron 45				
1982-	Same Vigneron 50				
1997-85	Same Vigneron 62				
17117N		17119N			
New Starter - Denso, OSGR, 12V, CW, 15 Teeth		New Starter - Denso, OSGR, 12V, CW, 10 Teeth			
<p style="text-align: center;">PHOTOGRAPH NOT AVAILABLE AT THIS TIME</p>		<p style="text-align: center;">PHOTOGRAPH NOT AVAILABLE AT THIS TIME</p>			
				1986-82	Caterpillar T100C
				1986-82	Caterpillar T120C
				1986-82	Caterpillar T30B, C
				1986-82	Caterpillar T70C
				1986-82	Caterpillar T80C
				1986-82	Caterpillar T90C
				1986-82	Caterpillar T100C
				1986-82	Caterpillar T120C
				1986-82	Caterpillar T25
				1986-82	Caterpillar T30B, C
				1986-82	Caterpillar T35B, C
				1986-82	Caterpillar T40B, C
				1986-82	Caterpillar T45B, C
				1986-82	Caterpillar T50B, C
				1986-82	Caterpillar T55B, C
				1986-82	Caterpillar T60B, C
				1986-82	Caterpillar T70C
				1986-82	Caterpillar T80C
				1986-82	Caterpillar T90C
1986-82	Caterpillar TC30				
17176N		17176N			
New Starter - Denso, OSGR, 12V, CW, 15 Teeth		New Starter - Mitsubishi, PMGR, 12V, CW, 10 Teeth			
<p style="text-align: center;">PHOTOGRAPH NOT AVAILABLE AT THIS TIME</p>					
				1997-92	Caterpillar GC15
				1997-92	Caterpillar GC18
				1997-92	Caterpillar GC20
				1997-92	Caterpillar GC25
				1997-92	Caterpillar GC30
				All	Caterpillar GP18
				All	Caterpillar GP20
				All	Caterpillar GP25
				All	Caterpillar GP35
				2000-95	Clark CGC20
				2000-95	Clark CGC25
				2000-95	Clark CGC30
				2000-95	Clark CGC32
				2000-95	Clark CGP20
				2000-95	Clark CGP25
				All	Carrier Transicold Various Models
				1978-	Thermo King KD-I
				1983-	Thermo King LND 30
				1991-	Thermo King LND 50
2006-84	Thermo King MD				
1983-	Thermo King MD-I				
1980-	Thermo King RD-I				
1995-80	Thermo King RD-I 30				
1995-80	Thermo King RD-I 30TC				
1995-80	Thermo King RD-I 50				
1995-80	Thermo King RD-I 50TC				
1995-89	Thermo King RD-I TC				
1996-	Thermo King URD				
1978-	Thermo King Various Models				
1992-84	Yanmar 2T72HL				
1983-	Yanmar 2T75LT				

BUYERS GUIDE - STARTERS

YEAR MAKE / MODEL

17176N - continued

2000-95 Clark CGP30
 All Mitsubishi FG40-G
 All Mitsubishi FG40-G2
 All Mitsubishi FG40-LP
 All Mitsubishi FG40-LP2
 All Mitsubishi FG40-LPS
 1997-92 Mitsubishi GC-2025
 1997-92 Mitsubishi GC-2030
 1997-92 Mitsubishi GP-2025
 1997-92 Mitsubishi GP-2030

17184N

New Starter - Electroprecizia, DD, 12V, CW, 9 Teeth



1997-90 Long Tractor 2360
 1997-95 Long Tractor 2360 DTC
 1997-90 Long Tractor 2460
 1997-95 Long Tractor 2460 DTC
 1988-80 Long Tractor 260
 1997-90 Long Tractor 2610
 1997-90 Long Tractor 2630
 1990-80 Long Tractor 310
 1985-80 Long Tractor 340
 1989-74 Long Tractor 350
 1991-77 Long Tractor 360
 1989-74 Long Tractor 445
 1991-77 Long Tractor 460
 1985-80 Long Tractor 500
 1990-79 Long Tractor 510
 1985-80 Long Tractor 530
 1989-74 Long Tractor 550
 1989-80 Long Tractor 600
 1990-79 Long Tractor 610
 1985-80 Long Tractor 640
 1989-80 Long Tractor 850

17198N

New Starter - Denso, OSGR, 12V, CW, 10 Teeth



1994-90 Bobcat 853
 1999-94 Bobcat 853C
 1994-91 Bobcat 853H
 1996-94 Bobcat 853HC
 1995-91 Clark 853 / 853H

YEAR MAKE / MODEL

17199N

New Starter - Denso, OSGR, 12V, CW, 10 Teeth



2003-99 Bobcat 863
 1997-96 Bobcat 863C
 1999-97 Bobcat 863F
 1997-96 Bobcat 863HC
 1999-96 Bobcat 863HF
 1997-96 Bobcat 873C
 1996- Clark 863 / 863H
 1996- Clark 873

17228N

New Starter - Bosch, 362, DD, 12V, CW, 9 Teeth



1986- Case 531
 1986- Case 644
 1992-86 Case 844
 1986-76 International 321
 1981-71 International 3964 Yumbo
 1981-71 International 3965 Yumbo
 1981-71 International 3980 Yumbo
 1986-81 International 431
 1986-72 International 531
 1978-69 International TD-8B

17232N

New Starter - Bosch, DD, 12V, CW, 10 Teeth



1991-90 Case 5120
 1997-92 Case 5220

BUYERS GUIDE - STARTERS

YEAR MAKE / MODEL

YEAR MAKE / MODEL

17244N

New Starter - Mitsubishi, OSGR, 12V, CW, 11 Teeth



1998-87 Ford 1320
 1997-87 Ford 1520
 1998-96 Ford 1530
 1998-96 Ford 1620
 1999-97 Ford 1630
 1997-93 Ford 1715
 2002-87 Ford 1720
 1993-87 Ford 1920
 1998-96 Ford 1925
 2002-87 Ford 2120
 2002-93 Ford 3415
 1986-83 Ford CL35
 1992-82 Gehl SL4610
 1993-87 Gehl SL4615
 1998-87 New Holland 1320
 1997-87 New Holland 1520
 1998-96 New Holland 1530
 1997-91 New Holland 1620
 1999-97 New Holland 1630
 1997-93 New Holland 1715
 2002-87 New Holland 1720
 1993-87 New Holland 1920
 1998-96 New Holland 1925
 2002-87 New Holland 2120
 2002-93 New Holland 3415
 1986-83 New Holland CL35

17250N

New Starter - Denso, OSGR, 12V, CW, 10 Teeth



1999-95 Bobcat 953C
 2002-97 Bobcat 963
 1994- Clark 953
 1994- Clark 963

17257N

New Starter - Bosch, DD, 12V, CW, 10 Teeth



1995- Caterpillar 3054 Perkins
 1996-95 Caterpillar IT14F
 2001-95 Caterpillar IT14G
 2002-96 Caterpillar TH62 Telehandler
 1996-95 Caterpillar TH63
 2002-96 Caterpillar TH63 Telehandler

17290N

New Starter - Denso, OSGR, 12V, CW, 11 Teeth



1994-89 Toyota 5FD-10
 1994-89 Toyota 5FD-14
 1994-89 Toyota 5FD-15
 1994-89 Toyota 5FD-18
 1994-86 Toyota 5FD-20
 1994-86 Toyota 5FD-23
 1994-86 Toyota 5FD-25
 1994-86 Toyota 5FD-28
 1994-86 Toyota 5FD-30
 1994- Toyota 6FD-10
 1994- Toyota 6FD-14
 1994- Toyota 6FD-15
 1994- Toyota 6FD-18
 1994- Toyota 6FD-20
 1994- Toyota 6FD-23
 1994- Toyota 6FD-25
 1994- Toyota 6FD-28
 1994- Toyota 6FD-30

17294

Reman Starter - Hitachi, DD, 12V, CW, 10 Teeth



1983-82 Ford 2310
 1981-75 Ford 2600
 1983-81 Ford 2610
 1990-84 Ford 2810
 1990-83 Ford 2910

BUYERS GUIDE

BUYERS GUIDE - STARTERS

YEAR MAKE / MODEL

17294 - continued
 1974-65 Ford 3100
 1974-65 Ford 3110
 1974-65 Ford 3120
 1974-65 Ford 3190
 1974-65 Ford 3300
 1974-65 Ford 3310
 1974-65 Ford 3330
 1975-65 Ford 3400
 1981-75 Ford 3500
 1974-65 Ford 3550
 1981-75 Ford 3600
 1983-81 Ford 3610
 1981-75 Ford 3900
 1990-83 Ford 3910
 1974-65 Ford 4000
 1981-65 Ford 4100
 1990-65 Ford 4110
 1974-65 Ford 4140
 1974-65 Ford 4200
 1974-65 Ford 4330
 1974-65 Ford 4340
 1974-65 Ford 4400
 1974-69 Ford 4410
 1974-65 Ford 4500
 1981-75 Ford 4600
 1990-81 Ford 4610
 1975-65 Ford 5000
 1974-65 Ford 5100
 1974-67 Ford 5200
 1974-68 Ford 5340
 1984-81 Ford 540A
 1988-84 Ford 540B
 1988-84 Ford 545A
 1992-81 Ford 5610
 1983- Gehl SL3310
 1983-81 New Holland 230A
 1981-75 New Holland 231
 1983-82 New Holland 2310
 1981-75 New Holland 233
 1983-75 New Holland 234
 1981-75 New Holland 2600
 1983-81 New Holland 2610
 1990-83 New Holland 2810
 1990-83 New Holland 2910
 1974-65 New Holland 3100
 1974-65 New Holland 3110
 1974-65 New Holland 3120
 1974-65 New Holland 3190
 1974-65 New Holland 3300
 1974-65 New Holland 3310
 1981-75 New Holland 333
 1974-65 New Holland 3330
 1983-82 New Holland 334
 1984-75 New Holland 335
 1988-79 New Holland 340
 1975-65 New Holland 3400
 1981-75 New Holland 3500
 1974-65 New Holland 3550
 1981-75 New Holland 3600
 1983-81 New Holland 3610
 1981-75 New Holland 3900
 1990-83 New Holland 3910
 1974-65 New Holland 4000
 1981-65 New Holland 4100
 1990-65 New Holland 4110
 1974-65 New Holland 4140
 1978-75 New Holland 420
 1974-65 New Holland 4200

YEAR MAKE / MODEL

17294 - continued
 1974-65 New Holland 4330
 1974-65 New Holland 4340
 1974-65 New Holland 4400
 1974-69 New Holland 4410
 1985-78 New Holland 445
 1988-85 New Holland 445A
 1988-87 New Holland 450
 1974-65 New Holland 4500
 1981-75 New Holland 4600
 1990-81 New Holland 4610
 1975-65 New Holland 5000
 1974-65 New Holland 5100
 1978-75 New Holland 515
 1974-67 New Holland 5200
 1983-81 New Holland 530A
 1981-75 New Holland 531
 1978-75 New Holland 532
 1974-68 New Holland 5340
 1978-75 New Holland 535

17300N

New Starter - Hitachi, DD, 12V, CW, 9 Teeth



1986-83 Ford 1310
 1986-83 Ford 1510
 1986-83 Ford CL25
 1986-83 New Holland 1310
 1986-83 New Holland 1510
 1986-83 New Holland CL25
 1988-83 Shibaura SP1700

17302N

New Starter - Denso, OSGR, 12V, CW, 11 Teeth



1990-80 Fahr 742
 1978- Isuzu Misc. Industrial Equipment

BUYERS GUIDE - STARTERS

YEAR MAKE / MODEL

YEAR MAKE / MODEL

17305N

New Starter - Hitachi, DD, 12V, CW, 9 Teeth



1982-79 Ford 1100
 1986-83 Ford 1110
 1982-79 Ford 1200
 1982-81 Ford 1300
 1982-79 New Holland 1100
 1986-83 New Holland 1110
 1982-79 New Holland 1200
 1982-81 New Holland 1300

17307N

New Starter - Bosch, DD, 12V, CW, 9 Teeth



1991-90 Case 5130
 1991-90 Case 5140
 1997-92 Case 5240
 1992-85 Case 6000
 1992-85 Case 6500
 1999-98 Case MX150
 1999-98 Case MX170

17311N

New Starter - Denso, OSGR, 12V, CW, 11 Teeth



1994-86 Toyota 5FD-10
 1994-86 Toyota 5FD-14
 1994-86 Toyota 5FD-15
 1994-86 Toyota 5FD-18
 1994-86 Toyota 5FD-20
 1994-86 Toyota 5FD-23
 1994-86 Toyota 5FD-25
 1994-86 Toyota 5FD-28
 1994-86 Toyota 5FD-30
 1994-88 Toyota 5FD-33
 1994-88 Toyota 5FD-35
 1994-88 Toyota 5FD-38
 1994-88 Toyota 5FD-40
 1994-88 Toyota 5FD-45

17311N - continued

1994-89 Toyota 5FDE-35
 1994- Toyota 6FD-10
 1994- Toyota 6FD-14
 1994- Toyota 6FD-15
 1994- Toyota 6FD-18
 1994- Toyota 6FD-20
 1994- Toyota 6FD-23
 1994- Toyota 6FD-25
 1994- Toyota 6FD-28
 1994- Toyota 6FD-30

17318N

New Starter - Bosch, DD, 12V, CW, 11 Teeth



1994-89 Deutz Various Models
 1994-89 KHD Engines

17331N

New Starter - Hitachi, DD, 12V, CW, 9 Teeth



1978-73 Ford 1000
 1982-79 Ford 1500
 1979-76 Ford 1600
 1982-79 Ford 1700
 1978-73 New Holland 1000
 1982-79 New Holland 1500
 1979-76 New Holland 1600
 1982-79 New Holland 1700

17353N

New Starter - Denso, DD, 12V, CW, 10 Teeth



1994-85 Case 1620
 1992-85 Case 1640
 1995-93 Case 1644
 1992-85 Case 1660
 1997-93 Case 1666
 1997-93 Case 1668
 1991-89 Case 1670

BUYERS GUIDE - STARTERS

YEAR MAKE / MODEL

17353N - continued

1992-85 Case 1680
 1992-85 Case 1682
 1995-92 Case 1688
 1992-85 Case 1690
 1992-86 Case 1822
 1992-86 Case 1844
 1989-84 Case 1896
 1995-91 Case 2022
 1998-93 Case 2055
 1983-80 Case 2090
 1984-83 Case 2094
 1989-84 Case 2096
 1997-94 Case 2144
 1998-95 Case 2155
 1997-94 Case 2166
 1997-94 Case 2188
 1983-80 Case 2290
 1987-83 Case 2294
 1983-80 Case 2390
 1987-85 Case 2394
 All Case 2555
 1983-80 Case 2590
 1987-83 Case 2594
 1984-83 Case 3294
 1987-85 Case 3394
 1987-85 Case 3594
 1987-84 Case 4494
 1987-84 Case 4694
 1987-84 Case 4894
 1987-84 Case 4994
 1993-87 Case 7110
 1993-87 Case 7120
 1993-87 Case 7130
 1993-87 Case 7140
 1993-90 Case 7150
 1996-94 Case 7210
 1996-94 Case 7220
 1996-94 Case 7230
 1996-94 Case 7240
 1996-94 Case 7250
 1998-97 Case 8910
 1998-97 Case 8920
 1998-97 Case 8930
 1998-97 Case 8940
 1998-97 Case 8950
 1990-89 Case 9110
 1990-89 Case 9130
 1989-86 Case 9130
 1995-90 Case 9210
 1995-90 Case 9230
 1995-90 Case 9240
 2000-95 Case 9310
 2000-95 Case 9330

17362N

New Starter - Denso, OSGR, 12V, CW, 13 Teeth



1981-75 Bobcat 1075

YEAR MAKE / MODEL

17362N - continued

1982-79 Bobcat 1080
 1985-83 Bobcat 1080B
 1990-74 Bobcat 975
 1981-75 Clark 1075
 1985-82 Clark 1080
 1990-74 Clark 975
 1979- Elgin Sweeper White Wing
 1980- Galion 503
 All John Deere 4039
 All John Deere 4039DFM
 All John Deere 4045
 All John Deere 4045DFM50
 2007-04 John Deere 4045DFM70
 All John Deere 4045TFM
 All John Deere 4045TFM50
 2007-04 John Deere 4045TFM75
 All John Deere 4219DF
 All John Deere 4239D / 4239T
 All John Deere 4276D / T
 All John Deere 5510N
 All John Deere 5720
 All John Deere 5820
 All John Deere 6020
 2005-02 John Deere 6120
 All John Deere 6120L
 2005-02 John Deere 6215
 2005-02 John Deere 6220
 All John Deere 6220L
 2005-02 John Deere 6320
 All John Deere 6320L
 All John Deere 6329D
 2005-02 John Deere 6415
 2005-02 John Deere 6420
 All John Deere 6420L
 All John Deere 6520L
 1993-87 John Deere 9930
 2003-97 Subaru 185
 1992-86 Subaru 185
 2002-96 Subaru D185QJD5
 1990-84 Subaru Various Models
 2003-97 Sullair 250
 2002-97 Willmar Xplorer 6200
 2002-97 Willmar Xplorer 6400

17365N

New Starter - Denso, OSGR, 12V, CW, 9 Teeth

**PHOTOGRAPH
 NOT AVAILABLE
 AT THIS TIME**

1984- Caterpillar LT-433



17366N

New Starter - Denso, OSGR, 12V, CW, 9 Teeth



2004- Case DX18E
 2005- Case DX22E

BUYERS GUIDE - STARTERS

YEAR	MAKE / MODEL	YEAR	MAKE / MODEL
17366N - continued		17376N	
2005-	Case DX23	New Starter - Denso, OSGR, 24V, CW, 11 Teeth	
2005-	Case DX25E		
2005-	Case DX26		
1994-87	Ford 1120	1985-	Komatsu FD40
1998-93	Ford 1215	17378N	
1998-87	Ford 1220	New Starter - Denso, OSGR, 12V, CW, 9 Teeth	
1994-87	New Holland 1120	<p style="text-align: center;">PHOTOGRAPH NOT AVAILABLE AT THIS TIME</p>	
1998-93	New Holland 1215		
1998-87	New Holland 1220	1991-85	Caterpillar T40D
2008-	New Holland Boomer 1020	1991-85	Caterpillar T45D
2008-	New Holland Boomer 1025	1991-85	Caterpillar T50D
2008-	New Holland Boomer 1030	1991-85	Caterpillar T55D
2000-	New Holland MC22	1991-85	Caterpillar T60D
2008-	New Holland T1010	1991-85	Caterpillar TC60D
2008-	New Holland T1030	1991-85	Caterpillar V30D
2008-	New Holland T1110	1991-85	Caterpillar V35D
2003-99	New Holland TC18	1991-85	Caterpillar V40D
2005-99	New Holland TC21	1991-85	Caterpillar V45D
2005-99	New Holland TC21D	1991-85	Caterpillar V50D
2003-	New Holland TC21DA	1991-85	Caterpillar V50D
2005-	New Holland TC23DA	1991-85	Caterpillar VC30D - VC60D
2002-	New Holland TC24D	17379N	
2003-	New Holland TC24DA	New Starter - Denso, OSGR, 12V, CW, 10 Teeth	
2005-	New Holland TC26DA	<p style="text-align: center;">PHOTOGRAPH NOT AVAILABLE AT THIS TIME</p>	
2003-	New Holland TZ18DA		
2004-	New Holland TZ22DA	1986-85	Caterpillar T100C
2005-03	New Holland TZ24DA	1991-85	Caterpillar T100D
2005-	New Holland TZ25DA	1986-85	Caterpillar T120C
17375N		1991-85	Caterpillar T125D
New Starter - Denso, OSGR, 12V, CW, 15 Teeth		1991-85	Caterpillar T150D
		1985-	Caterpillar T165
		1985-	Caterpillar T180
All	John Deere 3011	1985-	Caterpillar T200
All	John Deere 3012	1985-	Caterpillar T225
All	John Deere 3215B	1985-	Caterpillar T250
1989-81	John Deere 650	1985-	Caterpillar T300
1996-89	John Deere 670	1986-85	Caterpillar T30B, C
1995-86	John Deere 855	1986-85	Caterpillar T35B, C
1990-86	John Deere 856	1986-85	Caterpillar T40B, C
All	John Deere 900	1986-85	Caterpillar T45B, C
1992-	John Deere F1145	1986-85	Caterpillar T50B, C
1992-	Thermo King Heat King	1986-85	Caterpillar T55B, C
1992-	Thermo King HK, HK-II, HK-III	1986-85	Caterpillar T60B, C
1994-80	Thermo King HK-100	1991-85	Caterpillar T60D
1994-80	Thermo King HK-30	1986-85	Caterpillar T70C
1994-80	Thermo King HK-60	1991-85	Caterpillar T70D
1991-	Thermo King SDZ	1986-85	Caterpillar T80C
1980-	Thermo King Various Models	1991-85	Caterpillar T80D
1983-	Yanmar 2T80	1986-85	Caterpillar T90C
1983-	Yanmar 2T80UJ	1991-85	Caterpillar T90D
1991-	Yanmar 2TN66E	1991-85	Caterpillar TC100D
		1991-85	Caterpillar TC120D

BUYERS GUIDE - STARTERS

YEAR MAKE / MODEL

17379N - continued

1986-85	Caterpillar TC60C
1991-85	Caterpillar V110
1991-85	Caterpillar V130
1991-85	Caterpillar V150
1985-	Caterpillar V25D
1986-85	Caterpillar V30A
1986-85	Caterpillar V30C
1991-85	Caterpillar V30D
1986-85	Caterpillar V35A
1986-85	Caterpillar V35C
1991-85	Caterpillar V35D
1986-85	Caterpillar V40C
1986-85	Caterpillar V41
1986-85	Caterpillar V45C
1986-85	Caterpillar V50C
1986-85	Caterpillar V51
1986-85	Caterpillar V55B
1986-85	Caterpillar V55C
1986-85	Caterpillar V60B
All	Daewoo G20S
All	Daewoo G25S
All	Daewoo G30S
All	Daewoo GC20S
All	Daewoo GC25S
All	Daewoo GC30S

17380N

New Starter - Denso, OSGR, 12V, CW, 10 Teeth



1991-85	Caterpillar T100D
1991-85	Caterpillar T125D
1991-85	Caterpillar T150D
1986-79	Caterpillar T30B, C
1986-79	Caterpillar T35B, C
1986-79	Caterpillar T40B, C
1986-79	Caterpillar T45B, C
1986-79	Caterpillar T50B, C
1986-79	Caterpillar T55B, C
1991-85	Caterpillar T60D
1991-85	Caterpillar T70D
1991-85	Caterpillar T80D
1991-85	Caterpillar T90D
1991-85	Caterpillar TC100D
1991-85	Caterpillar TC120D
1986-79	Caterpillar TC60C
1991-85	Caterpillar V110
1991-85	Caterpillar V130
1991-85	Caterpillar V150
1985-	Caterpillar V25D
1991-85	Caterpillar V30D
1991-85	Caterpillar V35D
1985-	Caterpillar V40C
1985-	Caterpillar V45C
1985-	Caterpillar V50C
1985-	Caterpillar V55C
1991-85	Caterpillar V60D
1991-85	Caterpillar V70E
1985-	Caterpillar V80D

YEAR MAKE / MODEL

17381N

New Starter - Denso, OSGR, 12V, CW, 9 Teeth



1985-	Isuzu Misc. Industrial Equipment
1984-	Komatsu FD10
1984-	Komatsu FD14
1984-	Komatsu FD15
1984-	Komatsu FD18
1988-	Komatsu FD20L-10
1988-	Komatsu FD25L-10
1984-	Komatsu FD9
1984-	TCM Equipment FD10Z
1984-	TCM Equipment FD14Z
1984-	TCM Equipment FD15Z
1984-	TCM Equipment FD18Z
1984-	TCM Equipment FD20Z
1984-	TCM Equipment FD23Z
1984-	TCM Equipment FD25Z
1984-	TCM Equipment FD9Z

17382N

New Starter - Denso, OSGR, 12V, CW, 11 Teeth



1986-	John Deere 15 Compact
1992-84	John Deere 430
1996-93	John Deere 455
1995-86	John Deere 755
1990-86	John Deere 756
1993-	John Deere F925
1988-	John Deere F932
1990-	John Deere F935
1986-	John Deere F935
1996-89	Mustang 920
1984-	Yanmar 3TNA72

17387N

New Starter - Denso, OSGR, 12V, CW, 15 Teeth



1986-	John Deere 25 Compact
All	John Deere 30

BUYERS GUIDE - STARTERS

YEAR MAKE / MODEL

17387N - continued

1991-84 Yanmar 3TN78L

17388N

New Starter - Denso, OSGR, 12V, CW, 10 Teeth



1993-88 Caterpillar CS433B

17391N

New Starter - Denso, OSGR, 24V, CW, 10 Teeth



- 1993-90 Case 1085C
- 1992-88 Case 1088
- 1989-85 Case 1150E
- 2000-96 Case 1150G
- 1989-85 Case 1155E
- 1993-89 Case 621
- 1999-93 Case 621B
- 1999- Case 621C
- 1988-84 Case 680K Construction King
- 1992-87 Case 688
- 1988-84 Case 780C Construction King
- 1991-84 Case 850D
- 1993-92 Case 850E
- 2000-94 Case 850G
- 1991-84 Case 855D
- 1993-92 Case 855E
- 1992-88 Case 888
- 1994-93 Case 9010
- 2000-94 Case 9010B
- 1994-93 Case 9020
- 2000-94 Case 9020B
- 1994-92 Case 9030
- 2000-94 Case 9030B
- All Case CX210
- All Case CX210LR
- 1993-90 Case W14C
- 1996- Komatsu PC220LC
- 1998-92 Samsung SE170
- 1998-92 Samsung SE210

17392N

New Starter - Denso, OSGR, 12V, CW, 10 Teeth

**PHOTOGRAPH
NOT AVAILABLE
AT THIS TIME**

1985- New Holland Misc. Models

YEAR MAKE / MODEL

17392N - continued

- 1986- Teledyne - Continental TM-13
- 1986- Teledyne - Continental TM-20
- 1986- Teledyne - Continental TM-27

17399N

New Starter - Denso, OSGR, 12V, CW, 10 Teeth



- 1989- Caterpillar R70
- 1989- Caterpillar R80
- 1991 Caterpillar V60F
- 1991 Caterpillar V80F
- 2004-98 Spra-Coupe 3440
- 2004-98 Spra-Coupe 3640
- 2004-98 Spra-Coupe 4440
- 2004-98 Spra-Coupe 4640

17418N

New Starter - Denso, OSGR, 12V, CW, 10 Teeth



- 1996-92 Caterpillar 416B
- 1996-92 Caterpillar 426B
- 1996-92 Caterpillar 428B
- 1996-92 Caterpillar 436B
- 1996-92 Caterpillar 438B

17425N

New Starter - Mitsubishi, PMGR, 12V, CW, 9 Teeth



- All Toyota KA24E
- All Toyota Z24

BUYERS GUIDE

BUYERS GUIDE - STARTERS

YEAR MAKE / MODEL

17437N

New Starter - Mitsubishi, PMGR, 12V, CW, 9 Teeth



- All Nissan AEH
- All Nissan AH
- All Nissan APH
- All Nissan ASH
- All Nissan CEGH
- All Nissan CEH
- All Nissan CPH
- All Nissan CRGH
- All Nissan EGH
- All Nissan EH
- 1990- Nissan H01
- 1990- Nissan H02
- All Nissan KAH
- All Nissan KAP
- All Nissan KCEH
- 1994- Nissan KCH02
- All Nissan KCPH
- All Nissan KCUGH
- All Nissan KEGH
- All Nissan KEH
- 1993- Nissan KH01
- 1993- Nissan KH02
- All Nissan KPH
- All Nissan KUGH
- All Nissan PH01
- 1982- Nissan PH02
- 1982- Nissan RGH02
- All Nissan UF03
- All Nissan UGF03
- 1990- Nissan Various Models
- All Nissan YF03
- All Nissan YGF03
- 1987- TCM Equipment FHG20N
- 1987- TCM Equipment FHG25N
- 1987- TCM Equipment FHG30N

17458N

New Starter - Denso, OSGR, 12V, CW, 10 Teeth



- 2003-98 Agco Spra Coupe 3440
- 2003-98 Agco Spra Coupe 3640
- 2003-98 Agco Spra Coupe 4440
- 2003-98 Agco Spra Coupe 4640
- 1997-95 Bobcat 751C
- 1995 Bobcat 873C
- 1995-94 Clark 653
- 1995-94 Clark 751

YEAR MAKE / MODEL

17458N - continued

- 1995-94 Clark 873
- All Melroe Spra Coupe 3440
- All Melroe Spra Coupe 3640
- All Melroe Spra Coupe 4440
- All Melroe Spra Coupe 4640

17459N

New Starter - Denso, OSGR, 12V, CW, 10 Teeth

**PHOTOGRAPH
NOT AVAILABLE
AT THIS TIME**

- 2001-97 Bobcat 453F
- 2000-95 Bobcat 553
- 2000-95 Bobcat 553F
- 1997-96 Clark 653

17462N

New Starter - Denso, OSGR, 12V, CW, 11 Teeth



- 1999-97 Bobcat 751F
- 2000-99 Bobcat 751G
- 1994-90 Bobcat 753
- 1997-94 Bobcat 753C
- 1999-97 Bobcat 753F
- 1999 Bobcat 753G
- 1994-93 Bobcat 753H
- 1995-94 Bobcat 753HC
- 1994 Bobcat 753L
- 1997-94 Bobcat 763C
- 1997-94 Bobcat 763F
- 1999 Bobcat 763G
- 1997-95 Bobcat 763HC
- 1999-97 Bobcat 763HF
- 2000-99 Bobcat 763HG
- 1997-94 Bobcat 773C
- 1999-97 Bobcat 773F
- 1999 Bobcat 773G
- 1999 Bobcat 773TG
- 1990- Clark 753
- 1994- Clark 763
- 1994- Clark 773






17615N

New Starter - Denso, OSGR, 12V, CW, 10 Teeth



- 1993-91 Caterpillar 3114

BUYERS GUIDE - STARTERS

YEAR	MAKE / MODEL	YEAR	MAKE / MODEL
17615N - continued		17618N - continued	
1993-91	Caterpillar 3116	1990-	John Deere 710D
2001-94	Caterpillar 35 Challenger	1994-	John Deere 7200
2001-94	Caterpillar 45 Challenger	1994-	John Deere 7400
17616N		1993-	John Deere 7700
New Starter - Denso, OSGR, 24V, CW, 10 Teeth		2001-96	John Deere 7710
		1993-	John Deere 7800
1993-91	Caterpillar 3114	1996-	John Deere 7810
1993-91	Caterpillar 3116	1994-	John Deere 8100
1993-91	Caterpillar 3176	1994-	John Deere 8200
1998-91	Caterpillar 320	1994-	John Deere 8300
1995-91	Caterpillar 325 L	1992-88	John Deere 8560
1997-90	Caterpillar 75 Challenger	1993-89	John Deere 9400
1997-90	Caterpillar 85 Challenger	1993-89	John Deere 9500
1992-89	Caterpillar EL240B	1993-89	John Deere 9600
1993-89	Caterpillar IT12B	1993-89	John Deere 9650
1997-94	Caterpillar IT24B	1993-87	John Deere 9960
1996-93	Caterpillar IT28F	1993-	John Deere 9965
17618N		1994-92	John Deere CTS Combine
New Starter - Denso, DD, 12V, CW, 10 Teeth		1997-92	Prentice 210D
		17630N	
		New Starter - Denso, OSGR, 12V, CW, 10 Teeth	
1990-	John Deere 2056		
1990-	John Deere 2058		
1990-	John Deere 2064	2000-95	Godwin Various Models
1990-	John Deere 2066	All	John Deere 4039
All	John Deere 4039DFM	All	John Deere 4039DFM
All	John Deere 4045TFM	All	John Deere 4045
1992-89	John Deere 4055	All	John Deere 4045DFM50
1990-	John Deere 410D	2007-04	John Deere 4045DFM70
1992-89	John Deere 4255	All	John Deere 4045TFM
1992-89	John Deere 4455	All	John Deere 4045TFM50
1992-89	John Deere 4555	2007-04	John Deere 4045TFM75
1994-92	John Deere 4560	All	John Deere 4219DF
1992-89	John Deere 4755	All	John Deere 4239D / 4239T
1994-92	John Deere 4760	All	John Deere 4276D / T
1992-89	John Deere 4955	All	John Deere 6329D
1994-92	John Deere 4960	17633N	
1992-89	John Deere 4975	New Starter - Denso, DD, 12V, CW, 10 Teeth	
1990-	John Deere 510D	PHOTOGRAPH NOT AVAILABLE AT THIS TIME	
1993-	John Deere 540E	1993-91	Caterpillar 3204
1992-86	John Deere 5730	1989-85	Caterpillar 910
1992-86	John Deere 5830	1989-73	Caterpillar 910
All	John Deere 6059	1979-72	Caterpillar 931
All	John Deere 6068	1988-79	Caterpillar 931B
All	John Deere 6076	1994-90	Caterpillar 931C
All	John Deere 6076AFM	1988-87	Caterpillar 935B
All	John Deere 6076AFM30	1994-87	Caterpillar 935C
1993-	John Deere 640E	1993-85	Caterpillar 951 Trax Cavator
All	John Deere 6466A / D / T	1979-72	Caterpillar D3
		1987-79	Caterpillar D3B
		1987-85	Caterpillar D3B-SA
		1999-87	Caterpillar D3C
		1989-87	Caterpillar D4B

BUYERS GUIDE - STARTERS


YEAR MAKE / MODEL

17633N - continued

1993-87 Caterpillar D4C
1996-91 Caterpillar D5C

17639N

New Starter - Lucas, M45G/2M113, DD, 12V, CW, 10 Teeth



1994-90 J.C. Bamford 406
1962-56 Massey Ferguson FE-65
1981-80 Massey Ferguson MF 154
1973-64 Massey Ferguson MF-135
1972-64 Massey Ferguson MF-148
1989-86 Massey Ferguson MF-154
1969-64 Massey Ferguson MF-165
1985-80 Massey Ferguson MF-184
1971-70 Massey Ferguson MF-20
1968-64 Massey Ferguson MF-203
1968-64 Massey Ferguson MF-205
1972-66 Massey Ferguson MF-205 / MF-205SP
1981-70 Massey Ferguson MF-20B
1986-83 Massey Ferguson MF-20E
1994-85 Massey Ferguson MF-20F
1970-64 Massey Ferguson MF-2135
1969-68 Massey Ferguson MF-2203
1969-68 Massey Ferguson MF-2205
1993- Massey Ferguson MF-263T
1992-83 Massey Ferguson MF-30E
1969-68 Massey Ferguson MF-3303
1969-68 Massey Ferguson MF-3305
1968-64 Massey Ferguson MF-35
1993-89 Massey Ferguson MF-364
1971-70 Massey Ferguson MF-40
1981-76 Massey Ferguson MF-550
1964-59 Massey Ferguson MF-65
1962-59 Massey Ferguson MF-702
1979- Perkins Various Models

17643N-OE

New Starter - Lucas, M45G/2M113, DD, 12V, CCW, 11 Teeth



1968- Lister-Petter SR2 Series
1973- Lister-Petter TR Series

YEAR MAKE / MODEL

17644N

New Starter - Lucas, M45G/2M113, DD, 12V, CW, 10 Teeth



1984-76 Barber Greene SA35
1984-76 Barber Greene SA41
1973-72 Barber Greene SB110
1982-73 Barber Greene SB111
1984-76 Barber Greene SB30
1973-69 Massey Ferguson MF-124C
1973-69 Massey Ferguson MF-144C
1971-69 Massey Ferguson MF-244
1973-69 Massey Ferguson MF-3200
1973- Perkins Various Models

17645N

New Starter - Lucas, M45G/2M113, DD, 12V, CW, 10 Teeth



1976-69 Massey Ferguson MF-165
1976-71 Massey Ferguson MF-168
1973- Massey Ferguson MF-178
1976-73 Massey Ferguson MF-185
1979-71 Massey Ferguson MF-188
1973- Massey Ferguson MF-194
1975- Massey Ferguson MF-260
1975- Massey Ferguson MF-265
1979- Massey Ferguson MF-275
1975- Massey Ferguson MF-285
1969- Massey Ferguson MF-30
1973- Massey Ferguson MF-50
1982-76 Massey Ferguson MF565
1973- Massey Ferguson MF-6500





17646N

New Starter - Lucas, M50/M127, DD, 12V, CW, 10 Teeth



1984-76 Barber Greene SA141
1984-76 Barber Greene SA35
1984-76 Barber Greene SA41
1973-72 Barber Greene SB110
1982-73 Barber Greene SB111

BUYERS GUIDE - STARTERS

YEAR	MAKE / MODEL	YEAR	MAKE / MODEL
17646N - continued		17649N - continued	
1982-76	Barber Greene SB131	2000-98	Agco Allis 8765
1982-76	Barber Greene SB140	2000-98	Agco Allis 8775
1986-76	Barber Greene SB170	2000-98	Agco Allis 8785
1984-76	Barber Greene SB30	2000-98	Agco White 6410
1971-68	New Holland 1124	2000-98	Agco White 6510
1978-72	New Holland 1164	2000-98	Agco White 6710
1979-75	New Holland TM70	2000-98	Agco White 6810
1983-80	New Holland TM75	1983-70	Allis Chalmers 840
1979-75	New Holland TR70	1983-70	Allis Chalmers 940
1983-80	New Holland TR75	1990-80	Davy Compressors 190
17647N		1988-85	J.C. Bamford 811
New Starter - Lucas, M50/M127, DD, 12V, CW, 10 Teeth		1990-85	J.C. Bamford 812
		1990-85	J.C. Bamford 814
1980-72	New Holland 1400	1988-85	J.C. Bamford 817
1972	New Holland 980	1990-85	J.C. Bamford 818
1972	New Holland 985	1990-85	J.C. Bamford 820
1973-72	New Holland 990	1972-71	Massey Ferguson MF-1200
1973-72	New Holland 995	1997-94	Massey Ferguson MF-3055
17648N		1997-94	Massey Ferguson MF-3075
New Starter - Lucas, M50/M127, DD, 12V, CW, 10 Teeth		1993-90	Massey Ferguson MF-3120
		1997-94	Massey Ferguson MF-3120T
1987-86	Agco Gleaner F3	1995-90	Massey Ferguson MF-3140
1973-68	Allis Chalmers 180	1998-95	Massey Ferguson MF-3655
1981-70	Allis Chalmers 185	1995-90	Massey Ferguson MF-3660
1975-72	Allis Chalmers 200	1994-92	Massey Ferguson MF-3670
1984-80	Allis Chalmers 6060	1992-89	Massey Ferguson MF-3680
1985-84	Allis Chalmers 6070	1997-93	Massey Ferguson MF-3690
1986-80	Allis Chalmers 6080	1992-87	Massey Ferguson MF-3890
1985-82	Allis Chalmers 8010	1977-71	Massey Ferguson MF-450
1983-70	Allis Chalmers 840	1998-95	Massey Ferguson MF-6170
1983-70	Allis Chalmers 940	1998-95	Massey Ferguson MF-6180
1989-86	Deutz-Allis F3	1998-95	Massey Ferguson MF-6190
17649N		2000-99	Massey Ferguson MF-6270
New Starter - Lucas, M50/M127, DD, 12V, CW, 10 Teeth		2000-99	Massey Ferguson MF-6280
		2000-99	Massey Ferguson MF-6290
2000-98	Agco Allis 8745	1998-95	Massey Ferguson MF-8120
		1998-95	Massey Ferguson MF-8140
		1998-95	Massey Ferguson MF-8150
		1998-95	Massey Ferguson MF-8160
		2000-99	Massey Ferguson MF-8210
		2000-99	Massey Ferguson MF-8220
		2000-99	Massey Ferguson MF-8240
		2000-99	Massey Ferguson MF-8250
		1979-	Perkins Various Models
		17650N	
		New Starter - Lucas, M50, DD, 12V, CW, 10 Teeth	
			
		1981-70	J.C. Bamford 110
		1981-70	J.C. Bamford 110B
		1981-70	J.C. Bamford 110C
		1971-69	J.C. Bamford 5C
		1971-69	J.C. Bamford 6C
		1971-69	J.C. Bamford 7B
		1971-69	J.C. Bamford 7C
		1974-69	J.C. Bamford 8
		1974-68	J.C. Bamford 8C
		1974-68	J.C. Bamford 8D

BUYERS GUIDE - STARTERS

YEAR MAKE / MODEL

YEAR MAKE / MODEL

17652N

New Starter - Lucas, M50/M127, DD, 12V, CW, 10 Teeth



1979-69 J.C. Bamford 1000
 1979-69 J.C. Bamford 1200
 1979-69 J.C. Bamford 1250
 1991-85 J.C. Bamford 1400 / 1400B
 1991-85 J.C. Bamford 1500 / 1500B
 1993-87 J.C. Bamford 1600B
 1991-85 J.C. Bamford 1700 / 1700B
 1997-86 J.C. Bamford 214 Series
 1997-86 J.C. Bamford 215 Series
 1997-86 J.C. Bamford 217 Series
 1992-90 J.C. Bamford 2CX
 1985-80 J.C. Bamford 3C1400
 1985-80 J.C. Bamford 3C1550
 1991-85 J.C. Bamford 3CX Sitemaster
 1985-80 J.C. Bamford 3D1700
 1996-93 J.C. Bamford 407
 1994-90 J.C. Bamford 408
 1994-72 J.C. Bamford 410
 1996-94 J.C. Bamford 411
 1996-85 J.C. Bamford 412
 1983-71 J.C. Bamford 413
 1996-85 J.C. Bamford 415
 1996-94 J.C. Bamford 416
 1983-71 J.C. Bamford 418
 1983-71 J.C. Bamford 420
 1983-71 J.C. Bamford 430
 1985-80 J.C. Bamford 4CN
 1995-89 J.C. Bamford 505
 1995-89 J.C. Bamford 506
 1995-89 J.C. Bamford 508
 1995-89 J.C. Bamford 510
 1995-90 J.C. Bamford 515
 1989-82 J.C. Bamford 520
 1984-78 J.C. Bamford 520 Cherry Picker
 1989-82 J.C. Bamford 525B
 1991-87 J.C. Bamford 530
 1991-87 J.C. Bamford 530B
 1994-87 J.C. Bamford 540
 1997-87 J.C. Bamford 540B
 1974-69 J.C. Bamford 702
 1974-69 J.C. Bamford 704
 1979-71 J.C. Bamford 805
 1979-71 J.C. Bamford 805B
 1988-82 J.C. Bamford 805BT
 1979-73 J.C. Bamford 806
 1985-73 J.C. Bamford 806B
 1985-73 J.C. Bamford 806C
 1979-73 J.C. Bamford 807
 1985-73 J.C. Bamford 807B
 1985-73 J.C. Bamford 807C
 1980-73 J.C. Bamford 808
 1988-85 J.C. Bamford 811
 1990-85 J.C. Bamford 812
 1990-85 J.C. Bamford 814
 1975-69 J.C. Bamford 900
 1975-69 J.C. Bamford 902

17652N - continued

1998-89 J.C. Bamford 926
 1998-86 J.C. Bamford 930
 1998-92 J.C. Bamford 940
 1990-86 Massey Ferguson MF 174
 1989-86 Massey Ferguson MF-184
 1993- Massey Ferguson MF-194
 1992-79 Massey Ferguson MF-194-4
 1999-88 Massey Ferguson MF-253
 1987-82 Massey Ferguson MF-254
 1986-82 Massey Ferguson MF-274
 1986-82 Massey Ferguson MF-274-4
 1986-82 Massey Ferguson MF-294
 1986-82 Massey Ferguson MF-294-4
 1992-86 Massey Ferguson MF-360
 1996-90 Massey Ferguson MF-373
 1999-89 Massey Ferguson MF-374
 1996-87 Massey Ferguson MF-377
 1992-89 Massey Ferguson MF-384
 1993-89 Massey Ferguson MF-394
 1996-89 Massey Ferguson MF-397
 1996-89 Massey Ferguson MF-397T
 1979- Perkins Various Models
 2002-96 Sellick SD-60

17653N

New Starter - Lucas, M50/M127, DD, 12V, CW, 10 Teeth



1996-94 Agco AGCO 5650
 1996-94 Agco AGCO 5660
 2000-94 Agco Allis 5650
 2000-94 Agco Allis 5660
 2006-99 Landini 5860
 2006-99 Landini ADVANTAGE 55
 2006-99 Landini ADVANTAGE 60
 2006-99 Landini L003
 2006-99 Landini L004
 2006-99 Landini L005
 2006-99 Landini RP00
 2006-99 Landini RP01
 2006-99 Landini RP20
 2006-99 Landini RP30
 2006-99 Landini RT100
 2006-99 Landini RT101
 2006-99 Landini RT40
 1962-56 Massey Ferguson FE-65
 1989-86 Massey Ferguson MF 154
 1989-86 Massey Ferguson MF 174
 2003-89 Massey Ferguson MF 231
 2005-93 Massey Ferguson MF 263
 1970-64 Massey Ferguson MF-135
 1972-70 Massey Ferguson MF-148
 1971-70 Massey Ferguson MF155
 1969-64 Massey Ferguson MF-165
 1989-86 Massey Ferguson MF-184
 1992-82 Massey Ferguson MF-194-4
 1971-70 Massey Ferguson MF-20
 1983-78 Massey Ferguson MF-200
 1968-64 Massey Ferguson MF-203

BUYERS GUIDE - STARTERS

YEAR MAKE / MODEL

YEAR MAKE / MODEL

17653N - continued

1971-64 Massey Ferguson MF-205
 1981-70 Massey Ferguson MF-20B
 1985-84 Massey Ferguson MF-20D
 1986-84 Massey Ferguson MF-20E
 1994-85 Massey Ferguson MF-20F
 1970-67 Massey Ferguson MF-2135
 1969-68 Massey Ferguson MF-2203
 1969-68 Massey Ferguson MF-2205
 2000-99 Massey Ferguson MF-243
 2002-87 Massey Ferguson MF-250
 1987-82 Massey Ferguson MF-254
 1987-82 Massey Ferguson MF-274-4
 1986-82 Massey Ferguson MF-294
 1992-82 Massey Ferguson MF-30E
 1969-68 Massey Ferguson MF-3303
 1969-68 Massey Ferguson MF-3305
 1964-63 Massey Ferguson MF-35
 1993-89 Massey Ferguson MF-364
 1971-70 Massey Ferguson MF-40
 1981-76 Massey Ferguson MF-550
 1964-58 Massey Ferguson MF-65
 1962-59 Massey Ferguson MF-702

18004N

New Starter - Denso, OSGR, 12V, CW, 9 Teeth



1999-95 Case 1838
 2001-94 Case 560
 2000-97 Case 6010

18013N

New Starter - Denso, OSGR, 12V, CW, 15 Teeth



1997-96 John Deere 955
 2003-89 Thermo King KDII 30 MAX
 2003-89 Thermo King KDII 50 MAX
 2006-98 Thermo King MD

18014N

New Starter - Denso OSGR, 1.4kW/12 Volt, CW, 13-Tooth Pinion



All John Deere 2520 Utility Tractor
 All John Deere 2720
 All John Deere 3032E
 All John Deere 3038E
 All John Deere 3120 Utility Tractor
 2009-05 John Deere 3320
 2005 John Deere 3520
 2005 John Deere 3720
 All John Deere 4020
 All John Deere 4105
 2000-99 John Deere 4300
 2004-02 John Deere 4310
 2007-98 John Deere 4400
 1999 John Deere 4400 Utility Tractor
 2006-00 John Deere 4410
 1989- Yanmar 4TNE88

18018N

New Starter - Denso, OSGR, 12V, CW, 11 Teeth



2005-99 Fabtek FT546CB
 2005-98 Fabtek Various Models
 All John Deere 1550
 2000-97 John Deere 210LE
 All John Deere 2256
 All John Deere 2258
 All John Deere 2264
 All John Deere 2266
 All John Deere 4045DFM50
 2007-04 John Deere 4045DFM70
 All John Deere 4045TFM50
 2007-04 John Deere 4045TFM75
 All John Deere 450H
 All John Deere 450J
 All John Deere 460D
 2009-04 John Deere 4720
 All John Deere 4730
 All John Deere 4830
 All John Deere 4920
 2009-04 John Deere 4995
 All John Deere 530B Log Loader
 All John Deere 535 Log Loader
 All John Deere 550H
 All John Deere 550J
 All John Deere 560D
 All John Deere 6059
 All John Deere 6068

BUYERS GUIDE - STARTERS

YEAR MAKE / MODEL

18018N - continued
 2007-04 John Deere 6068SFM50
 2007-04 John Deere 6068SFM75
 All John Deere 6068TFM50
 2007-04 John Deere 6068TFM75
 2007-04 John Deere 6068TFM76
 All John Deere 6076
 All John Deere 6081AFM01
 2007-04 John Deere 6081AFM75
 All John Deere 643J
 All John Deere 650H
 All John Deere 650J
 All John Deere 660D
 2003-98 John Deere 6650
 1990- John Deere 710D
 1996- John Deere 710G
 All John Deere 7200
 All John Deere 7300
 All John Deere 7400
 All John Deere 7500
 All John Deere 7630
 1996- John Deere 7710
 2006-03 John Deere 7720
 All John Deere 7730
 2001-96 John Deere 7810
 All John Deere 7815
 All John Deere 7820
 All John Deere 7830
 All John Deere 7920
 All John Deere 7930
 1999-97 John Deere 8100T
 2001-99 John Deere 8110
 2001-99 John Deere 8110T
 All John Deere 8120
 2005-01 John Deere 8120T
 1997- John Deere 8200T
 All John Deere 8210
 All John Deere 8210T
 All John Deere 8220
 All John Deere 8220T
 1997- John Deere 8300T
 All John Deere 8310
 All John Deere 8310T
 All John Deere 8320
 2005-03 John Deere 8320T
 1997- John Deere 8400T
 All John Deere 8410
 All John Deere 8410T
 2005-01 John Deere 8420
 2005-01 John Deere 8420T
 All John Deere 843J
 All John Deere 848G
 2005-01 John Deere 8520
 2005-01 John Deere 8520T
 1997- John Deere 9100
 All John Deere 9120
 All John Deere 9410
 All John Deere 9450
 All John Deere 9510
 All John Deere 9540
 All John Deere 9550
 All John Deere 9550SH
 All John Deere 9560
 All John Deere 9560SH
 2009-07 John Deere 9570 STS
 All John Deere 9580
 All John Deere 9610
 All John Deere 9640
 All John Deere 9650 CTS

YEAR MAKE / MODEL

18018N - continued
 All John Deere 9650 STS
 All John Deere 9660
 2004-03 John Deere 9660 CTS
 2004-03 John Deere 9660 STS
 All John Deere 9680
 All John Deere 9750 STS
 All John Deere 9760 CTS
 All John Deere 9780 CTS
 All John Deere 9970
 All John Deere 9976
 All John Deere 9986
 All John Deere 9996
 All John Deere CTS II Combine
 All John Deere CTS II Euro Combine



18024N

New Starter - Bosch, 369, DD, 12V, CW, 10 Teeth



1999-92 Ford 3930
 1999-92 Ford 4630
 1994-92 Ford 4830
 1998-92 Ford 5030
 1992 Ford 555C
 1997-92 Ford 555D
 1998-96 Ford 555E
 1996-93 Ford 5610S
 1997-92 Ford 5640
 1997-94 Ford 5640SL
 1997-94 Ford 5640SLE
 1997-92 Ford 575D
 1998-96 Ford 575E
 1992 Ford 655C
 1997-92 Ford 655D
 1997-96 Ford 655E
 1997-92 Ford 6640
 1997-94 Ford 6640SL
 1997-94 Ford 6640SLE
 1997-92 Ford 675D
 1998-96 Ford 675E
 1997-92 Ford 7740
 1997-94 Ford 7740SL
 1997-94 Ford 7740SLE
 1997-92 Ford 7840
 1997-94 Ford 7840SL
 1997-94 Ford 7840SLE
 1997-92 Ford 8240
 1997-94 Ford 8240SL
 1997-94 Ford 8240SLE
 1997-92 Ford 8340
 1997-94 Ford 8340SL
 1997-94 Ford 8340SLE
 1993-92 New Holland 3230
 1998-92 New Holland 3430
 1999-92 New Holland 3930
 1999-92 New Holland 4130
 1999-92 New Holland 4630
 1994-92 New Holland 4830
 1998-92 New Holland 5030

BUYERS GUIDE - STARTERS

YEAR	MAKE / MODEL	YEAR	MAKE / MODEL
18024N - continued		18026N - continued	
2000-94	New Holland 5610S	1994-92	Deutz-Fahr M1080
1998-91	New Holland 5640	1994-92	Deutz-Fahr M1202
1997-92	New Holland 6530HC	1994-92	Deutz-Fahr M2385
2000-94	New Holland 6610S	1994-92	Deutz-Fahr M3330
1998-91	New Holland 6640	1994-92	Deutz-Fahr M3360
2000-96	New Holland 7010	1994-92	Deutz-Fahr M980
2000-94	New Holland 7610S	1992-	KHD Engines
1998-91	New Holland 7740	18029N	
1996-91	New Holland 7840	New Starter - Bosch, 367, DD, 12V, CW, 9 Teeth	
1997-92	New Holland 8240		
1997-92	New Holland 8340		
1999-	New Holland FG65		
2004-98	New Holland HW300		
2004-98	New Holland HW320		
2004-98	New Holland HW340		
2007-04	New Holland HW345 SP		
2005-	New Holland HW365 SP		
2000-	New Holland LB110		
1998-	New Holland LB115 4WS		
2000-	New Holland LB115B 4WS		
2001-	New Holland LB75B		
2000-	New Holland LB90		
2000-	New Holland LB95		
2000-	New Holland RG100		
2000-	New Holland RG80		
2007-03	New Holland TB100		
2007-03	New Holland TB110		
2007-03	New Holland TB120		
2007-03	New Holland TB80		
2003-	New Holland TB85		
2007-03	New Holland TB90		
18026N			
New Starter - Bosch, DD, 12V, CW, 9 Teeth			
			
1992-	Deutz Various Models	1983-79	Aifo 8031
1994-92	Deutz-Fahr D6807	1983-79	Aifo 8041
1994-92	Deutz-Fahr D7007	1981-73	Aifo 8060
1994-92	Deutz-Fahr DX3.10	1983-78	Aifo 8061
1994-92	Deutz-Fahr DX3.30	1981-73	Aifo 8065
1994-92	Deutz-Fahr DX3.50	1983-81	Allis Chalmers 5045
1994-92	Deutz-Fahr DX3.60	1983-77	Allis Chalmers 5050
1994-92	Deutz-Fahr DX3.70	1983-71	Fiat-Allis 545B
1994-92	Deutz-Fahr DX3.80	1988-84	Fiat-Allis FG-65A
1994-92	Deutz-Fahr DX3.90	1978-71	Fiat-Allis FL-4C
1994-92	Deutz-Fahr DX4.10	1978-74	Fiat-Allis FL-4D
1994-92	Deutz-Fahr DX4.31	1972-70	Fiat-Allis TL-5
1994-92	Deutz-Fahr DX4.50	1974-71	Fiat-Allis TL-5H
1994-92	Deutz-Fahr DX4.51	1992-	Fiat-Hesston 55.85
1994-92	Deutz-Fahr DX4.70	1988	Fiat-Hesston 65.46
1994-92	Deutz-Fahr DX6.05	1990-	Fiat-Hesston 65.56
1994-92	Deutz-Fahr DX6.10	1987-	Fiat-Hesston 65.66
1994-92	Deutz-Fahr DX6.30	1989-	Fiat-Hesston 65.88
1994-92	Deutz-Fahr DX6.31	1987-	Fiat-Hesston 65.90
1994-92	Deutz-Fahr DX6.50	1990-	Fiat-Hesston 70.56
1994-92	Deutz-Fahr DX6.60	1989-88	Fiat-Hesston 70.65
1994-92	Deutz-Fahr DX7-10	1984-	Fiat-Hesston 70.66
1993-92	Deutz-Fahr Intrac 6.30	1989-	Fiat-Hesston 70.75
		1990-	Fiat-Hesston 70.76
		1992-	Fiat-Hesston 70.86
		1989-	Fiat-Hesston 70.88
		1989-	Fiat-Hesston 70.90
		1989-88	Fiat-Hesston 80.65
		1988-	Fiat-Hesston 80.66
		1989-	Fiat-Hesston 80.75
		1989-	Fiat-Hesston 80.88
		1988-	Fiat-Hesston 80.90
		1992-	Fiat-Hesston 82.86
		1989-88	Fiat-Hesston 85.55
		1991-	Fiat-Hesston 85.90
		1998-95	Ford 4835
		1984-81	Hesston 580
		1984-81	Hesston 580DT
		1982-81	Hesston 640
		1982-81	Hesston 640DT
		1991-90	Hesston 65-56
		1984-83	Hesston 666
		1984-83	Hesston 666DT
		1984-81	Hesston 680
		1984-81	Hesston 680DT
		1991-85	Hesston 70-66
		1991-85	Hesston 70-66DT

BUYERS GUIDE - STARTERS

YEAR MAKE / MODEL

YEAR MAKE / MODEL

18029N - continued

1991-85 Hesston 70-66F
 1991-85 Hesston 70-76FDT
 1991-85 Hesston 70-76LP
 1991-85 Hesston 70-90
 1991-85 Hesston 70-90DT
 1984-83 Hesston 766
 1984-83 Hesston 766DT
 1984-81 Hesston 780
 1984-81 Hesston 780DT
 1991-85 Hesston 80-66
 1991-85 Hesston 80-66DT
 1991-85 Hesston 80-66F
 1991-85 Hesston 80-66FDT
 1991-85 Hesston 80-90
 1991-85 Hesston 80-90DT
 1982-81 Hesston 880-5
 1982-81 Hesston 880-5DT
 1978-75 Long Tractor 1010
 1989-74 Long Tractor 350
 1991-77 Long Tractor 360
 1989-74 Long Tractor 445
 1991-77 Long Tractor 460
 1989-74 Long Tractor 550
 1979-75 Long Tractor 560
 1999-92 New Holland 3830
 2000-96 New Holland 4330V
 1998-92 New Holland 4430N
 1998-97 New Holland 4430V
 1998-95 New Holland 4835
 2004-99 New Holland TL100
 2004-99 New Holland TL70
 2004-99 New Holland TL80
 2004-99 New Holland TL90
 2001-97 New Holland TN75F
 2001-97 New Holland TN90F

18030N

New Starter - Bosch, 368, DD, 24V, CW, 9 Teeth



1981-73 Aifo 8060
 1983-78 Aifo 8061
 1981-73 Aifo 8065
 1995-79 Fiat-Allis 65B
 1986-85 Fiat-Allis F-4M
 1989-86 Fiat-Allis FE-12
 1988-84 Fiat-Allis FE-16
 1984-71 Fiat-Allis FL-4L
 1993-87 Fiat-Allis FL-4M
 1988-81 Fiat-Allis FL-5
 1995-88 Fiat-Allis FL-5B
 1988-85 Fiat-Allis FR-7
 All Fiat-Allis FR70
 1987-82 Fiat-Allis FR-9
 All Fiat-Allis FR90

18031N

New Starter - Bosch, 363, DD, 24V, CW, 9 Teeth



1983-79 Aifo 8031
 1983-73 Aifo 8035
 1983-73 Aifo 8041
 1981-73 Aifo 8045
 1985-82 Fiat-Allis FE-12
 1985-83 Fiat-Allis FR-7
 1980-70 Fiat-Allis S-60

18032N

New Starter - Bosch, 368, DD, 24V, CW, 9 Teeth



1981-71 Aifo CO 31
 1981-71 Aifo CO Models
 1981-71 Aifo CP 31
 1981-71 Aifo CP Models
 1982-70 Fiat-Allis FS-11
 1977-70 Fiat-Allis S-105B
 1982-76 Fiat-Allis S-11
 1980-70 Fiat-Allis S-60
 1978-71 Fiat-Allis S-70
 1982-76 Fiat-Allis S-9
 1982-70 Fiat-Allis S-90
 1982-76 Fiat-Allis SL-11
 1982-76 Fiat-Allis SL-9
 1982-76 Fiat-Allis SR-9








18033N

New Starter - Bosch, 368, DD, 24V, CW, 9 Teeth



1983-78 Aifo 8360
 1983-78 Aifo 8361
 1983-71 Fiat-Allis 645B
 1994- Fiat-Allis FR100
 1995-85 Fiat-Allis FR-10B
 1995-85 Fiat-Allis FR-11
 1994- Fiat-Allis FR130
 1998- Fiat-Allis FR130.2

BUYERS GUIDE - STARTERS

YEAR	MAKE / MODEL	YEAR	MAKE / MODEL
18033N - continued		18051N - continued	
All	Fiat-Allis FW110	2009-05	John Deere 35D
All	Fiat-Allis FW130	2009-05	John Deere 50D
All	Fiat-Allis FW90	All	John Deere 50ZTS
1999-	New Holland LW110	1989-88	Mustang 930
1999-	New Holland LW130	1996-89	Mustang 930A
2000-	New Holland LW130TC	1996-88	Mustang 940
1999-	New Holland LW90	1985-	Yanmar 4TN78
		1985-	Yanmar 4TN82
18040N		18054N	
New Starter - Mitsubishi, DD, 12V, CCW, 9 Teeth		New Starter - Hitachi, OSGR, 12V, CW, 9 Teeth	
			
1992-83	John Deere 318	All	Nissan BF
18041N		All	Nissan DF
New Starter - Mitsubishi, OSGR, 24V, CW, 10 Teeth		1989-	Nissan F03
		All	Nissan MF
		All	Nissan UF05
		All	Nissan WF03
		All	Nissan WF05
		All	Nissan WGF03
		1992-	TCM Equipment FG35N7
		1992-	TCM Equipment FG40N7
18050N		18058N	
New Starter - Hitachi, OSGR, 12V, CW, 9 Teeth		New Starter - Hitachi, OSGR, 24V, CW, 11 Teeth	
			
1975-	Onan MDL6	1989-	Nissan F03
18051N		18059N	
New Starter - Hitachi, OSGR, 12V, CW, 15 Teeth		New Starter - Hitachi, OSGR, 24V, CW, 11 Teeth	
			
1988-	John Deere 3325	1986-	Nissan F05
All	John Deere 3365	All	Nissan UF03
		1981-	Nissan YE03
		1981-	Nissan YGF03
		2007-05	UD - Nissan 1300
		2009-05	UD - Nissan 1400

BUYERS GUIDE - STARTERS

YEAR MAKE / MODEL

18061N

New Starter - Hitachi, OSGR, 12V, CW, 9 Teeth



1986- Nissan H01
1986- Nissan H02

18065N-OE

New Starter - Lucas, M50/M127, DD, 12V, CW, 10 Teeth



1995- J.C. Bamford 185-65

18067N

New Starter - Hitachi, OSGR, 12V, CW, 9 Teeth



All Carrier Transicold Various Models
2006-93 Thermo King CGCM
2006-93 Thermo King CGCO
All Thermo King CGEO
2004-90 Thermo King CG-II
2004-90 Thermo King CG-II M12
2004-90 Thermo King CG-II M20
2004-90 Thermo King CG-II M22
2004-90 Thermo King CG-II M30
2006-95 Thermo King CGSM
1999- Thermo King SB-190
1981-74 Thermo King SB-I
1980- Thermo King SB-II
1979- Thermo King SB-II 30 di / TC
1979- Thermo King SB-II 30 MAX
1991- Thermo King SB-II MAX
1991- Thermo King SB-II SR
1990- Thermo King SB-III
1991- Thermo King SB-III MAX
1993- Thermo King SB-III SR
1985- Thermo King Sentry
1979- Thermo King Sentry 30 di / TC
1973- Thermo King Sentry SD1200
2006-93 Thermo King SGCM
2006-93 Thermo King SGCO
2006-93 Thermo King SGSM

YEAR MAKE / MODEL

18067N - continued

1991- Thermo King SMX
1991- Thermo King SMX II
1991- Thermo King SMX SR
1983- Thermo King Super II
1979- Thermo King Super II 30 / MAX
1989- Thermo King Super II MAX
1991- Thermo King Super II SR
1991- Thermo King Super II TC
1984- Thermo King Super NWD
1980- Thermo King TD-I
1980- Thermo King TD-II
1980- Thermo King Various Models

18080N

New Starter - Nikko, DD, 24V, CW, 11 Teeth

**PHOTOGRAPH
NOT AVAILABLE
AT THIS TIME**

1986-78 Komatsu D150
1995-86 Komatsu D150A
1986-78 Komatsu D155
1995-86 Komatsu D155A
1995-86 Komatsu D155C
1986-78 Komatsu D355
1995-86 Komatsu D355C
1986-78 Komatsu D95
1986-78 Komatsu D95S
1981- Komatsu EG300






18084N

New Starter - Nikko, OSGR, 24V, CW, 12 Teeth



1995-86 Komatsu D50
1995-84 Komatsu D50A
1995-86 Komatsu D53
1997-84 Komatsu D53A
1997-86 Komatsu D53P
1997-86 Komatsu D53S
1997-86 Komatsu D58
1997-86 Komatsu D58E
1997-86 Komatsu D58P
1995-76 Komatsu D60
1997-84 Komatsu D60A
1997-95 Komatsu D60E
1997-91 Komatsu D60P
1995-84 Komatsu D60S
1997-95 Komatsu D63E
1995-86 Komatsu D65
1997-91 Komatsu D65A
1997-91 Komatsu D65P
1987-86 Komatsu D66S
1997-95 Komatsu D70LE
1995-86 Komatsu D75
1997-95 Komatsu D75A
1995-84 Komatsu D75S
1997-95 Komatsu D83E

BUYERS GUIDE - STARTERS

YEAR	MAKE / MODEL	YEAR	MAKE / MODEL
18084N - continued		18100N-ND	
1995-	Komatsu EG300B	New Starter - Nikko, OSGR, 24V, CW, 11 Teeth	
1995-	Komatsu EG300BS		
1995-	Komatsu EG400B		
1995-	Komatsu EG400BS		
1987-86	Komatsu GD600R		
1987-86	Komatsu GD605R		
1987-86	Komatsu GD625A		
1995-86	Komatsu GD705A		
18096N			
New Starter - Mitsubishi, PMGR, 12V, CW, 8 Teeth			
			
1998-	Hyster H-25XL	1988-	Link-Belt LS2800
1998-	Hyster H-25XM	1988-	Link-Belt LS3400
1998-	Hyster H-35XL	1998-94	MQ DCA-45SSIU
1998-	Hyster H-35XM	2001-96	MQ DCA-60SSI
1998-	Hyster H-40XL	1983-	TCM Equipment FD100Z
1998-	Hyster H-50XL	1979-	TCM Equipment FD35Z
1998-	Hyster H-60XL	1983-	TCM Equipment FD35Z5
1998-	Hyster S-25XL	1983-	TCM Equipment FD38Z
1998-	Hyster S-25XM	1979-	TCM Equipment FD38Z
1998-	Hyster S-35XL	1979-	TCM Equipment FD40Z
1998-	Hyster S-40XL	1983-	TCM Equipment FD40Z2
1998-	Hyster S-40XM	1979-	TCM Equipment FD45Z
1998-	Hyster S-45XM	1979-	TCM Equipment FD50Z
1998-	Hyster S-50XM	1983-	TCM Equipment FD50Z6
1998-	Hyster S-55XM	1979-	TCM Equipment FD60Z
1998-	Hyster S-60XM	1983-	TCM Equipment FD60Z5
1998-	Hyster S-65XM	1979-	TCM Equipment FD70Z
1998-	Yale Various Models	1983-	TCM Equipment FD70Z2
		1983-	TCM Equipment FD80Z7
18097N		18105N	
New Starter - Mitsubishi, DD, 12V, CW, 9 Teeth		New Starter - Nikko, OSGR, 24V, CW, 13 Teeth	
			
All	Mitsubishi KE70	1985-84	Komatsu PC200
All	Mitsubishi KE75	1985-84	Komatsu PC220
		18106N	
		New Starter - Nikko, OSGR, 24V, CW, 13 Teeth	
			
		1997-95	Komatsu GD521A
		1997-95	Komatsu GD661A
		1987-86	Komatsu PC200
		1995-91	Komatsu PF5
		1990-88	Komatsu PW100
		1990-88	Komatsu PW150
		1995-91	Komatsu PW200
		1994-86	Komatsu WA200
		1995-	Komatsu WA300

BUYERS GUIDE - STARTERS

YEAR MAKE / MODEL

18107N

New Starter - Nikko, OSGR, 24V, CW, 12 Teeth



1987-86 Komatsu GD605A
 1994-86 Komatsu GD623A
 1994-86 Komatsu GD663A
 1995-91 Komatsu PC310
 1994-86 Komatsu PC400
 1995-91 Komatsu PC410
 1994-88 Komatsu PC650

18110N

New Starter - Hitachi, DD, 12V, CW, 9 Teeth



1977- TCM Equipment FG35N3

18118N

New Starter - Bosch, DD, 24 V, CW, 11 Teeth



1991- Liebherr A902 Litronic
 1991- Liebherr D904T
 1995- Liebherr D926TI

18139N

New Starter - Denso, OSGR, 12V, CW, 11 Teeth



2005- Case 410
 2005- Case 420
 2006- Case 420CT
 2004- Case D35

YEAR MAKE / MODEL

18139N - continued

2004- Case D40
 2004- Case D45
 2006- Case DX34
 2004- Case DX35
 2004- Case DX40
 2004- Case DX45
 2004- Case DX48
 2007- Case DX55
 2007- Case DX60
 2008- Case Farmall 35
 2009- Case Farmall 40
 2009- Case Farmall 45
 2009- Case Farmall 50
 2009- Case Farmall 55
 2009- Case Farmall 60
 2002-93 Ford 1920
 2002-93 Ford 3415
 2000-93 Ishikawajima Various Models
 2002-97 New Holland 1920
 1996-93 New Holland 1920
 2002-93 New Holland 3415
 2008- New Holland Boomer 2035
 2008- New Holland Boomer 3040
 2008- New Holland Boomer 3045
 2008- New Holland Boomer 3050
 2008- New Holland Boomer 4055
 2008- New Holland Boomer 4060
 2007- New Holland C175
 2008- New Holland G6035
 2006- New Holland L140
 2006- New Holland L150
 2006- New Holland L160
 2006- New Holland L170
 2007- New Holland L175
 1999-94 New Holland L465
 1999-94 New Holland L565
 2000- New Holland LS140
 2000- New Holland LS150
 2000- New Holland LS160
 2000- New Holland LS170
 1999-94 New Holland LX465
 1999-94 New Holland LX485
 1999-94 New Holland LX565
 1999-94 New Holland LX665
 2000- New Holland MC35
 2008- New Holland T2220
 2008-07 New Holland T2310
 2008-07 New Holland T2320
 2008-07 New Holland T2330
 2008-07 New Holland T2410
 2008-07 New Holland T2420
 2008-06 New Holland TC34DA
 2000- New Holland TC35
 2003- New Holland TC35A
 2003- New Holland TC35DA
 2000- New Holland TC40
 2003- New Holland TC40A
 2000- New Holland TC40D
 2003- New Holland TC40DA
 2000- New Holland TC45
 2003- New Holland TC45A
 2000- New Holland TC45D
 2003- New Holland TC45DA
 2005- New Holland TC48DA
 2008-04 New Holland TC55DA
 2007- New Holland TT45A
 2007- New Holland TT50A

BUYERS GUIDE - STARTERS

YEAR MAKE / MODEL

YEAR MAKE / MODEL

18141N

New Starter - Denso, OSGR, 12V, CW, 11 Teeth



1992- Kubota Various

18142N

New Starter - Denso, OSGR, 12V, CW, 11 Teeth



1982- Kubota KC30
 1982-79 Kubota L305DT
 1982-79 Kubota L305F
 1990-85 Kubota L3350HDT
 1990-85 Kubota L3350MDT
 1985-78 Kubota L345DT
 1986-78 Kubota L345F
 1985 Kubota L345FW
 1987-82 Kubota L355DTSS
 1987-82 Kubota L355SS
 1990-84 Kubota L3750HDT
 1990-84 Kubota L3750HF
 1990-84 Kubota L3750MDT
 1990-84 Kubota L3750MF
 1990-88 Kubota L4150DTN
 1992-90 Kubota L4150F
 1990-84 Kubota L4150HDT
 1990-84 Kubota L4150HF
 1990-84 Kubota L4150MDT
 1990-84 Kubota L4150MF
 1997-91 Kubota L4350DT
 1997-91 Kubota L4350HDT
 1997-91 Kubota L4350MDT
 1997-91 Kubota L4850HDT
 1997-91 Kubota L5450DT
 1997-91 Kubota L5450HDT
 1981-77 Kubota M4000
 1989-86 Kubota M4030
 1989-86 Kubota M4030DT
 1989-86 Kubota M4030F
 1989-86 Kubota M4030MDT
 1989-86 Kubota M4030MF
 1996-86 Kubota M4030SU
 1989-86 Kubota M4030TF
 1985-82 Kubota M4050
 1985-82 Kubota M4050DT
 1985-82 Kubota M4050F
 1985-82 Kubota M4050T
 1985-78 Kubota M4500DC
 1985-78 Kubota M4500DT
 1984-79 Kubota M4500F
 1997-95 Kubota M4700DT

18142N - continued

1997-95 Kubota M4700F
 1998-96 Kubota M4700S
 1998-96 Kubota M4700SD
 2009-02 Kubota M4800SU
 2009-02 Kubota M4800SUD
 2006-01 Kubota M4900
 2006-01 Kubota M4900C
 2006-01 Kubota M4900DT
 2006-01 Kubota M4900DTC
 2006-01 Kubota M4900F
 2006-01 Kubota M4900SC
 2006-01 Kubota M4900SCS-F
 2006-01 Kubota M4900SDC
 2006-01 Kubota M4900SD-F
 2006-01 Kubota M4900SUD-F
 2006-01 Kubota M4900SUD-R
 2006-01 Kubota M4900SU-F
 2006-01 Kubota M4900SU-R
 1993-83 Kubota M4950DT
 1985-83 Kubota M4950DTC
 1993-83 Kubota M4950F
 1985-83 Kubota M4950FC
 1993-83 Kubota M4950S
 1989-86 Kubota M5030DT
 1989-86 Kubota M5030DTL
 1989-86 Kubota M5030F
 1989-86 Kubota M5030L
 1989-86 Kubota M5030MDT
 1989-86 Kubota M5030MDTL
 1989-86 Kubota M5030MF
 1996-90 Kubota M5030SU
 1996-90 Kubota M5030SUDT
 1996-90 Kubota M5030SUMDT
 1997-95 Kubota M5400DT
 1997-95 Kubota M5400DT-N
 1997-95 Kubota M5400F
 1997-95 Kubota M5400S
 1997-95 Kubota M5400SD
 2006-01 Kubota M5700
 2006-01 Kubota M5700C
 2006-01 Kubota M5700DT
 2006-01 Kubota M5700DTC
 2006-01 Kubota M5700DT-N
 2006-01 Kubota M5700HDC
 2006-01 Kubota M5700HD-F
 2006-01 Kubota M5700SC
 2006-01 Kubota M5700SDC
 2006-01 Kubota M5700SD-F
 2006-01 Kubota M5700SDN-F
 2006-01 Kubota M5700S-F
 All Kubota SQ1140
 All Kubota SQ1200
 All Kubota SQ3170
 All Kubota SQ3250SW
 1983- Kubota Various
 1997-89 Thomas Equipment T233

BUYERS GUIDE - STARTERS

YEAR MAKE / MODEL

18143N

New Starter - Denso, OSGR, 24V, CW, 9 Teeth



1987- Kubota Various

18144N

New Starter - Denso, OSGR, 12V, CW, 9 Teeth



1995- Kubota GV1125-Q60
 1986- Kubota GV3170-SW
 1992- Kubota GV3190QSW
 1986- Kubota GV3240
 1986- Kubota GV3240-SW
 1995- Kubota GV3250QSW
 1982- Kubota KC20
 1982- Kubota KH12FD
 1980-77 Kubota KH14
 1988- Kubota KH151
 1985- Kubota KH170L
 1981- Kubota KH18
 1988- Kubota KH191
 1981- Kubota KH20
 1984- Kubota KH28
 1986- Kubota KH60
 1985- Kubota KH90
 1988- Kubota KH91
 All Kubota KJS150V
 All Kubota KJS150VX
 All Kubota KJT210V
 All Kubota KJT210VX
 All Kubota KJT270FSW
 All Kubota KJT270FX-SW
 1992- Kubota KX101
 1993- Kubota KX151
 1990-85 Kubota L2250DT
 1990-85 Kubota L2250F
 1990-85 Kubota L2550DT
 1987-85 Kubota L2550DTGST
 1990-85 Kubota L2550F
 1990-86 Kubota L2550GST
 1990-85 Kubota L2850DT
 1990-85 Kubota L2850DTGST
 1990-85 Kubota L2850F
 1990-85 Kubota L2850GST
 1981-75 Kubota L285DT
 1981-75 Kubota L285F
 1981-75 Kubota L285HF
 1982-78 Kubota L295DT
 1982-79 Kubota L295F
 1990-89 Kubota L3250DT

YEAR MAKE / MODEL

18144N - continued

1990-89 Kubota L3250F
 1993-90 Kubota L3450DTGST
 1993-91 Kubota L3450F
 1993-90 Kubota L3450GST
 1998-94 Kubota L3600DT
 1997-94 Kubota L3600DTC
 1998-94 Kubota L3600GST
 1998-96 Kubota L3600GSTC
 1998-96 Kubota L3600GSTCA
 1993-91 Kubota L3650DT
 1993-91 Kubota L3650DTGST
 1993-90 Kubota L3650DTW
 1993-91 Kubota L3650F
 1993-90 Kubota L3650GST
 1993-90 Kubota L3650T
 2002-98 Kubota L3710DT
 2002-98 Kubota L3710GST
 2002-98 Kubota L3710HST
 2002-98 Kubota L3710HSTC
 1998-94 Kubota L4200DT
 1998-94 Kubota L4200F
 1998-94 Kubota L4200FGST
 1998-94 Kubota L4200GST
 1997-94 Kubota L4200GSTC
 1998-94 Kubota L4200GSTCA
 2004-01 Kubota L4300DT
 2004-01 Kubota L4300F
 2002-98 Kubota L4310DT
 2002-98 Kubota L4310F
 2002-98 Kubota L4310GST
 2002-98 Kubota L4310GSTC
 2002-98 Kubota L4310HST
 2002-98 Kubota L4310HSTC
 2002-01 Kubota L4610GST
 2002-01 Kubota L4610HST
 2002-01 Kubota L4610HSTC
 1980- Kubota NSU25
 1976- Kubota NSU35
 1981-77 Kubota NX3000
 1989- Kubota R410
 1995- Kubota R420
 1995- Kubota R420BU-1A
 1995- Kubota R420S1
 1995- Kubota R420S2
 1995- Kubota R520S1
 1995- Kubota R520S2
 1981- Kubota RX3600
 1986- Kubota Various
 1996-90 Lay-Mor Various Models
 2001-96 MQ 15 Whisper Watt
 1995-93 New Holland L454
 1993-83 New Holland L455
 1993-87 New Holland L553
 1993-81 New Holland L555
 2003-97 Red D Arc D300K
 1992-87 Red D Arc DK300
 1992-87 Red D Arc RA250
 2010-05 Schaffer 3150
 2010-05 Schaffer 3150S
 All Thomas Equipment 175
 1995-89 Thomas Equipment T103
 1995-89 Thomas Equipment T133
 1998-95 Thomas Equipment T133S
 1999-89 Thomas Equipment T173
 1982-78 Universal 5432 Atomic Four
 1982-80 Universal 5444
 1998-82 Universal M-40
 1997-82 Universal M-50

BUYERS GUIDE - STARTERS

YEAR MAKE / MODEL

YEAR MAKE / MODEL

18148N

New Starter - Denso, OSGR, 12V, CW, 9 Teeth



- All Carrier Transicold Genesis R70
- All Carrier Transicold Kingbird
- All Carrier Transicold Magnum
- All Carrier Transicold Maxima
- All Carrier Transicold Mistral 410
- All Carrier Transicold Mistral 500
- All Carrier Transicold Mistral 605
- All Carrier Transicold Mistral 610
- All Carrier Transicold Mistral 615
- All Carrier Transicold Mistral 650
- All Carrier Transicold Mistral 700
- All Carrier Transicold Mistral 710
- All Carrier Transicold Mistral 800
- All Carrier Transicold Mistral 900
- 1980- Carrier Transicold Silverhawk
- All Carrier Transicold Silverhawk Magnum
- All Carrier Transicold Silverhawk Plus
- All Carrier Transicold Starbird
- All Carrier Transicold Starbird Plus
- All Carrier Transicold Summit 722U
- All Carrier Transicold Sunbird
- All Carrier Transicold Sunbird Plus
- All Carrier Transicold Supra 622
- All Carrier Transicold Supra 644
- All Carrier Transicold Supra 650
- All Carrier Transicold Supra 722
- All Carrier Transicold Supra 744
- All Carrier Transicold Supra 750
- All Carrier Transicold Supra 822
- All Carrier Transicold Supra 844
- All Carrier Transicold Supra 850
- All Carrier Transicold TDB
- All Carrier Transicold TDS
- All Carrier Transicold Various Models
- 1991- Kubota KC120
- 1991- Kubota KC80
- 1985- Kubota KH35
- 1988- Kubota KH41
- 1988- Kubota KH61
- 1989- Kubota R310
- 1991-84 Kubota Various
- 1991- Thermo King SDZ
- 1991- Thermo King Various Models
- 1988-83 Universal M-18
- 2004-98 Universal M-25 XPB

18151N

New Starter - Denso, OSGR, 12V, CW, 11 Teeth



- All Toyota Various Models

18153N

New Starter - Denso, OSGR, 12V, CW, 11 Teeth



- 1986- Kubota R400

18154N

New Starter - Denso, OSGR, 12V, CW, 9 Teeth



- 1995- Kubota KX121-2
- 2000- Kubota KX121-2S
- 1995- Kubota KX161-2
- 2000- Kubota KX161-2S
- 1990- Kubota R510
- 1995- Kubota R520BU-1A
- 1999-89 Thomas Equipment T173
- 1994-89 Thomas Equipment T183
- 1994-89 Thomas Equipment T203

18158N

New Starter - Denso, OSGR, 12V, CW, 11 Teeth



- 2000-95 Hawkpower GS12D-LP
- 1990- Lister-Petter LPA2 Alpha Series
- 1990- Lister-Petter LPW2 Alpha Series
- 1990- Lister-Petter LPWS2 Alpha Series

BUYERS GUIDE - STARTERS

YEAR MAKE / MODEL

18158N - continued
1990- Lister-Petter LPWS3 Alpha Series

18163N

New Starter - Mitsubishi, OSGR, 12V, CW, 10 Teeth



All Mitsubishi FD-20
All Mitsubishi FD-20B-D
All Mitsubishi FD-20B-DS
All Mitsubishi FD-20D
All Mitsubishi FD-25
All Mitsubishi FD-25B-D
All Mitsubishi FD-25B-DS
All Mitsubishi FD-25D
All Mitsubishi FD-25DS
All Mitsubishi FD-25T
All Mitsubishi FD-35A
All Mitsubishi FD-35AB-D
All Mitsubishi FD-35A-D
All Mitsubishi FD-35AT

18171N

New Starter - Mitsubishi, OSGR, 12V, CW, 13 Teeth



All Hyster Various Models
1992- Sumitomo Yale DB
1982- Sumitomo Yale Various Models
1982- Yale Various Models

18175N

New Starter - Denso, OSGR, 12V, CW, 11 Teeth



1998-90 Bobcat 231
All Carrier Transicold 69GC15
All Carrier Transicold 69GN15
All Carrier Transicold Eagle Plus
All Carrier Transicold Europhoenix
All Carrier Transicold NDB40
All Carrier Transicold NDF40
All Carrier Transicold NDJ40

YEAR MAKE / MODEL

18175N - continued
All Carrier Transicold NDS40
All Carrier Transicold Phoenix Advantage
1981- Carrier Transicold Thunderbird
All Carrier Transicold UDE Series
All Carrier Transicold UDG Series
1981- Carrier Transicold Various Models
1980- Kubota RW25
1982- Kubota RW30
1988- Kubota V2202
1991-81 Kubota Various

18178N

New Starter - Denso, OSGR, 12V, CW, 15 Teeth



All John Deere 110 TLB
All John Deere 4005
1999- John Deere 4500
2004-02 John Deere 4510
1999- John Deere 4600
2004-02 John Deere 4610
2000- John Deere 4700
2004-02 John Deere 4710
1998-94 John Deere 6675
1998-94 John Deere 7775
2006-00 John Deere 990
1988- Yanmar 4TN82
1988- Yanmar 4TN84
1996- Yanmar Various Models

18181N

New Starter - Denso, OSGR, 24V, CW, 11 Teeth



All Toyota BJ42
All Toyota BJ46

18190N

New Starter - Denso, OSGR, 24V, CW, 11 Teeth



1976- Isuzu Misc. Industrial Equipment

BUYERS GUIDE - STARTERS

YEAR MAKE / MODEL

YEAR MAKE / MODEL

18197N

New Starter - Denso, OSGR, 12V, CW, 12 Teeth



- 1999-94 Toyota HZJ70LV
- 1999-94 Toyota HZJ70RV
- 1996-93 Toyota HZJ75
- 1993-92 Toyota HZJ75LP
- 1993-92 Toyota HZJ75LV
- 1999-90 Toyota HZJ75RP
- 1999-90 Toyota HZJ75RV

18198N

New Starter - Denso, OSGR, 12V, CW, 10 Teeth



- 1986-79 Caterpillar V100
- 1986-79 Caterpillar V120
- 1986-79 Caterpillar V140
- 1991-85 Caterpillar V60E
- 1991-85 Caterpillar V80E
- 1976-72 Hyster C-350A
- 1976-72 Hyster C-530
- 1976-72 Hyster C-550A
- 1996- Hyster H100XL
- 1986-85 Hyster H10-150F
- 1996- Hyster H110XL
- 1996- Hyster H130XL
- 1986-85 Hyster H-160-110E
- 1986-85 Hyster H40-60JS
- 1996- Hyster H-80XL
- 1985- Hyster P-40
- 1985- Hyster P-50A
- 1996- Hyster Various Models
- 1992-88 Hyster Various Models

18219N

New Starter - Hitachi PMGR, 1.4kW/12 Volt, CW, 11-Tooth Pinion



- 2005- Case CX27B
- 2005- Case CX31B
- 2005- Case CX36B

18219N - continued

- 2008- New Holland E27B
- 2012-06 New Holland E30B
- 2012-08 New Holland E35B

18230N

New Starter - Bosch, PLGR, 12V, CW, 11 Teeth



- 1995- Deutz Various Models
- 1995- KHD Engines
- 2003-97 Schwing BPA500
- 2000-97 Thomas Equipment T243

18232N

New Starter - Bosch, PLGR, 12V, CW, 9 Teeth



- 1991-83 ABG (Allg Baumasch Gesellsch) Alexander 126H
- 1991-83 ABG (Allg Baumasch Gesellsch) Alexander 128
- 1991-83 ABG (Allg Baumasch Gesellsch) Alexander 128G
- 1991-83 ABG (Allg Baumasch Gesellsch) Puma 168
- 1991-83 ABG (Allg Baumasch Gesellsch) Puma 168A
- 1991-83 ABG (Allg Baumasch Gesellsch) Puma 177
- 1991-83 ABG (Allg Baumasch Gesellsch) Puma 177V
- 1991-83 ABG (Allg Baumasch Gesellsch) Puma 177VS
- 1991-83 ABG (Allg Baumasch Gesellsch) Puma 178
- All Ditch Witch 5010
- All Fahr M1320
- All Fahr M2480
- All Fahr M2580
- All Fahr M2680
- 1987-80 Fahr M560
- 1982-80 Fahr M770
- 1982-81 Fahr M980

18236N

New Starter - Bosch, DD, 12V, CW, 11 Teeth

**PHOTOGRAPH
NOT AVAILABLE
AT THIS TIME**

- 1985-81 Hatz E108
- 1985-81 Hatz V108
- 1985-81 Hatz Z108
- 1986-80 Lee Boy Sand Spreader

BUYERS GUIDE - STARTERS

YEAR MAKE / MODEL

YEAR MAKE / MODEL

18238N

New Starter - Mitsubishi, PLGR, 12V, CW, 12 Teeth



2000-87 Ford 2120
 All Perkins 103-10
 All Perkins 103-12
 All Perkins 103-13
 All Perkins 103-15
 All Perkins 104-19
 All Perkins 104-22
 2007-91 Vermeer SC505 Stump Grinder

18239N

New Starter - Mitsubishi, OSGR, 24V, CW, 10 Teeth



1998-94 Caterpillar 320
 All Mitsubishi FD-20
 All Mitsubishi FD-20B-D
 All Mitsubishi FD-20B-DS
 All Mitsubishi FD-20D
 All Mitsubishi FD-25
 All Mitsubishi FD-25B-D
 All Mitsubishi FD-25B-DS
 All Mitsubishi FD-25D
 All Mitsubishi FD-25DS
 All Mitsubishi FD-25T
 All Mitsubishi FD-30
 All Mitsubishi FD-30B-D
 All Mitsubishi FD-30B-DS
 All Mitsubishi FD-30D
 All Mitsubishi FD-30DS
 All Mitsubishi FD-30T
 All Mitsubishi FD-35A
 All Mitsubishi FD-35AB-D
 All Mitsubishi FD-35A-D
 All Mitsubishi FD-35AT
 All Mitsubishi FD-35D
 All Mitsubishi FD-35D2
 All Mitsubishi FD-35DS
 All Mitsubishi FD-38
 All Mitsubishi FD-40D
 All Mitsubishi FD-40D2
 All Mitsubishi FD-45D
 All Mitsubishi FD-45D2
 All Mitsubishi FD-50C
 All Mitsubishi FD-50C-D

18245N

New Starter - Mitsubishi, PLGR, 24V, CW, 11 Teeth



All Mitsubishi FD-10
 All Mitsubishi FD-14
 All Mitsubishi FD-15
 All Mitsubishi FD-15T
 All Mitsubishi FD-20
 All Mitsubishi FD-20B-D
 All Mitsubishi FD-20B-DS
 All Mitsubishi FD-20D
 All Mitsubishi FD-25
 All Mitsubishi FD-25B-D
 All Mitsubishi FD-25B-DS
 All Mitsubishi FD-25D
 All Mitsubishi FD-25DS
 All Mitsubishi FD-25T
 All Mitsubishi FD-30
 All Mitsubishi FD-30B-D
 All Mitsubishi FD-30B-DS
 All Mitsubishi FD-30D
 All Mitsubishi FD-30DS
 All Mitsubishi FD-30T
 All Mitsubishi FD-35A
 All Mitsubishi FD-35AB-D
 All Mitsubishi FD-35A-D
 All Mitsubishi FD-35AT
 All Mitsubishi FDC-20-D
 All Mitsubishi FDC-25-D

18247N

New Starter - Mitsubishi, OSGR, 24V, CW, 11 Teeth

**PHOTOGRAPH
 NOT AVAILABLE
 AT THIS TIME**

1993-88 Kobelco SK200LS

18251N

New Starter - Bosch, 368, DD, 24V, CW, 10 Teeth



1996- Volvo EC130C
 1996- Volvo EW130C
 1995-93 Volvo L50B
 1995-93 Volvo L50C

BUYERS GUIDE - STARTERS

YEAR MAKE / MODEL

YEAR MAKE / MODEL

18261N

New Starter - Lucas, M45G/2M113, DD, 12V, CW, 10 Teeth



1973- Lister-Petter P600 Series
 1973- Lister-Petter TL / TR / TS / TX Series
 1988-83 Lister-Petter TL2 / TL3
 1983- Lister-Petter TS1 / TS2 / TS3
 1987- Lister-Petter TX2 / TX3

18263N

New Starter - Lucas, M45G/2M113, DD, 12V, CW, 10 Teeth



1987-76 Case Maxi-Sneaker
 All Leyland DAF Various

18277N

New Starter - Denso, OSGR, 12V, CW, 9 Teeth



All Carrier Transicold Extra
 All Carrier Transicold Genesis TM1000
 All Carrier Transicold Genesis TM900
 All Carrier Transicold Genesis TR100
 All Carrier Transicold Phoenix Ultra
 All Carrier Transicold Phoenix Ultra XL
 All Carrier Transicold RG15
 All Carrier Transicold UG15
 All Carrier Transicold Ultima 53
 All Carrier Transicold Various Models

18280N

New Starter - Hitachi, OSGR, 24V, CW, 9 Teeth



1985- Isuzu Misc. Industrial Equipment

18281N

New Starter - Hitachi, OSGR, 24V, CW, 9 Teeth



1986- Isuzu Misc. Industrial Equipment

18284N

New Starter - Hitachi, OSGR, 24V, CW, 9 Teeth



1989-82 Isuzu Misc. Industrial Equipment

18285N

New Starter - Hitachi, OSGR, 24V, CW, 9 Teeth



1995-82 Isuzu Misc. Industrial Equipment

BUYERS GUIDE - STARTERS

YEAR MAKE / MODEL

18289N

New Starter - Hitachi, DD, 12V, CW, 10 Teeth



- 1999-85 Massey Ferguson MF-283
- 1986-83 Massey Ferguson MF-290
- 1986-83 Massey Ferguson MF-298
- 1998-86 Massey Ferguson MF-375
- 1998-86 Massey Ferguson MF-383
- 1998-87 Massey Ferguson MF-390
- 1997-87 Massey Ferguson MF-398
- 1998-87 Massey Ferguson MF-399

18296N

New Starter - Hitachi, OSGR, 12V, CW, 9 Teeth



- 1989-85 Mustang 552
- 1993-88 Mustang 960

18299N

New Starter - Hitachi, OSGR, 12V, CW, 9 Teeth



- 1986- Isuzu Misc. Industrial Equipment
- 1998-94 Mustang 960
- 1992-86 Takeuchi TL126

18304N

New Starter - Hitachi, PMDD, 12V, CCW, 12 Teeth



- 1991- Wisconsin Robbins Various Models
- 1990-76 Wisconsin Robbins Various Models

YEAR MAKE / MODEL

18343N

New Starter - Denso, OSGR, 12V, CW, 10 Teeth



- 2005- Case 2377
- 2005- Case 2388
- 2004-98 Case 2388
- 2006- Case 2577
- 2006- Case 2588
- 2006- Case 420
- 2008- Case 5088
- 2008- Case 6088
- 2006- Case 620
- 2006- Case 625
- 2007- Case 7088
- 2006-05 Case CPX420
- 2006-05 Case CPX610
- 2006-05 Case CPX620

18359N

New Starter - Bosch, PLGR, 12V, CW, 11 Teeth






- All John Deere 2254
- 2000-98 John Deere 5410
- All John Deere 5415
- All John Deere 5415 Narrow
- All John Deere 5415H
- 2004-01 John Deere 5420
- All John Deere 5420N
- 2000-98 John Deere 5510
- All John Deere 5510N
- 2004-01 John Deere 5520
- All John Deere 5520N
- All John Deere 5615
- All John Deere 5715
- All John Deere 5715HC
- All John Deere 6205

18361N

New Starter - Bosch, PLGR, 12V, CW, 11 Teeth



BUYERS GUIDE - STARTERS

YEAR	MAKE / MODEL	YEAR	MAKE / MODEL
18361N - continued		18369N - continued	
All	John Deere 6505	1990-83	Ruggerini RF89
2001-98	John Deere 6510	1999-95	Ruggerini RF90
All	John Deere 6510S	1999-95	Ruggerini RF91
All	John Deere 6515	1999-95	Ruggerini RF96
2005-02	John Deere 6520	1999-95	Ruggerini RF99
2001-98	John Deere 6605	1995-	Ruggerini RK180
1995-92	John Deere 6610	1995-	Ruggerini RM80
2005-02	John Deere 6615	1995-	Ruggerini RM81
2005-02	John Deere 6620	1990-84	VM (Stabilimenti Meccanici) DM 188
2005-02	John Deere 6715	1987-84	VM (Stabilimenti Meccanici) RH 188
1997-92	John Deere 6810	2008-03	Wacker RT-820
2005-02	John Deere 6820		
All	John Deere 6910	18374N	
2005-02	John Deere 6920	New Starter - Bosch, PLGR, 12V, CW, 9 Teeth	
2006-02	John Deere 7220		
2006-02	John Deere 7320		
1994-	John Deere 7420		
1994-	John Deere 7520		
18365N			
New Starter - Bosch, PMGR, 12V, CW, 9 Teeth			
			
All	Flexi-Coil Various Models		
18369N			
New Starter - Bosch, PMGR, 12V, CCW, 9 Teeth			
			
All	John Deere 20A Nursery	2002-	Case JX100U
1995-	Ruggerini F10	2008-05	Case JX1095N
1999-95	Ruggerini RD180	2002-	Case JX70U
1999-95	Ruggerini RD181	2008-06	Case JX80
1999-95	Ruggerini RD200	2002-	Case JX80U
1981-73	Ruggerini RD80	2006-02	Case JX85
1995-	Ruggerini RDK80	2008-06	Case JX90
1995-	Ruggerini RDK901	2006-02	Case JX90U
1995-	Ruggerini RDM901	2009-02	Case JX95
1988-81	Ruggerini RF100	1998-95	Ford 4835
1986-83	Ruggerini RF109	1996-92	New Holland 4230
1999-95	Ruggerini RF120	2000-96	New Holland 4330V
1999-95	Ruggerini RF121	1998-92	New Holland 4430N
1990-83	Ruggerini RF129	1998-97	New Holland 4430V
1999-95	Ruggerini RF130	1998-95	New Holland 4835
1986-83	Ruggerini RF139	1996-92	New Holland 5530HC
1999-95	Ruggerini RF140	1999-96	New Holland 5635
1999-95	Ruggerini RF148	1997-92	New Holland 6530HC
1990-87	Ruggerini RF149	1999-96	New Holland 6635
1999-95	Ruggerini RF80	1996-92	New Holland 7530HC
1999-95	Ruggerini RF81	1999-96	New Holland 7635
1999-95	Ruggerini RF88	1997-96	New Holland L-60
		1997-96	New Holland L-65
		1997-96	New Holland L-75
		1997-96	New Holland L-85
		1997-96	New Holland L-95
		1999-	New Holland LB75
		2006-	New Holland TD60D
		2006-	New Holland TD75D
		2006-	New Holland TD80D
		2006-	New Holland TD90D
		2004-	New Holland TK100A
		2004-99	New Holland TK76
		2004-	New Holland TK80A
		2004-	New Holland TK80MA
		2004-99	New Holland TK85
		2004-99	New Holland TK85M
		2004-	New Holland TK90A
		2004-	New Holland TK90MA
		2004-99	New Holland TL100
		2004-99	New Holland TL70
		2004-99	New Holland TL80
		2004-99	New Holland TL90

BUYERS GUIDE - STARTERS

YEAR MAKE / MODEL

18374N - continued

2004-01 New Holland TN70F
 2001-97 New Holland TN75F
 2004- New Holland TN75FA
 2004-01 New Holland TN80F
 2004- New Holland TN85FA
 2001-97 New Holland TN90F
 2004-01 New Holland TN95F
 2004- New Holland TN95FA
 2004- New Holland TN95VA
 2002- New Holland TT55
 2007- New Holland TT60A
 2002- New Holland TT65
 2002- New Holland TT75
 2007- New Holland TT75A

18377N

New Starter - Iskra DD, 6.6kW/24 Volt, CW, 11-Tooth Pinion



1994 Case W36D
 2003-94 Case W36E

18387N

New Starter - Bosch, 367, DD, 12V, CW, 10 Teeth



2006-95 Caterpillar IT14B
 2006-96 Massey Ferguson MF220II
 2006-99 Massey Ferguson MF220XL
 2005-92 Perkins 1004-4
 2005-92 Perkins 1006-6

18395N

New Starter - Mitsubishi, PMGR, 12V, CW, 9 Teeth



2004- Case DX29
 2006- Case DX31
 2004- Case DX33
 2008- Case Farmall 31
 1998-87 Ford 1320
 1997-87 Ford 1520

YEAR MAKE / MODEL

18395N - continued

1998-96 Ford 1530
 1979-76 Ford 1620
 1999-97 Ford 1630
 1987-83 Ford 1710
 1997-93 Ford 1715
 2002-87 Ford 1720
 1998-96 Ford 1725
 1998-96 Ford 1925
 1998-87 New Holland 1320
 1997-87 New Holland 1520
 1998-96 New Holland 1530
 1979-76 New Holland 1620
 1999-97 New Holland 1630
 1987-83 New Holland 1710
 1997-93 New Holland 1715
 2002-87 New Holland 1720
 1998-96 New Holland 1725
 1998-96 New Holland 1925
 2009-08 New Holland Boomer 2030
 1986-83 New Holland CL35
 2008- New Holland G6030
 2000- New Holland MC28
 2008- New Holland T1510
 2007- New Holland T1520
 2008- New Holland T2210
 2005-98 New Holland TC25
 2005-98 New Holland TC25D
 1999- New Holland TC29
 1999- New Holland TC29D
 2003- New Holland TC29DA
 2001- New Holland TC30
 2008-06 New Holland TC31DA
 1999- New Holland TC33
 1999- New Holland TC33D
 2003- New Holland TC33DA
 2005-00 Terramite T9

18398N

New Starter - Mitsubishi, PLGR, 12V, CW, 9 Teeth



2009-03 Kubota M105SDSC
 2009-03 Kubota M105SDSCC
 2009-03 Kubota M105SHC
 2009-03 Kubota M105SHDC
 2009-03 Kubota M105X
 2009-07 Kubota M108S
 2009-07 Kubota M108XDTC
 2005-98 Kubota M6800
 2004-98 Kubota M6800DT
 2005-01 Kubota M6800HDC
 2005-01 Kubota M6800HD-F
 2005-98 Kubota M6800S
 2004-99 Kubota M6800SC
 2004-00 Kubota M6800SDC
 2005-98 Kubota M6800SD-F
 2005-98 Kubota M6800SDT
 2005-98 Kubota M6800S-F
 2005-98 Kubota M8200

BUYERS GUIDE - STARTERS


YEAR	MAKE / MODEL
18398N - continued	
2005-98	Kubota M8200C
2005-98	Kubota M8200CCS
2005-99	Kubota M8200DTC
2005-98	Kubota M8200DT-F
2004-98	Kubota M8200F
2005-98	Kubota M8200HDC
2005-98	Kubota M8200HD-F
2005-00	Kubota M8200SDNB
2005-00	Kubota M8200SDNBC
2005-00	Kubota M8200SDNBF
2009-07	Kubota M8540DTHQ
2009-07	Kubota M8540DTQ
2009-07	Kubota M8540HDNBC
2009-07	Kubota M8540HDNBPC
2009-99	Kubota M9000
2009-99	Kubota M9000C
2009-99	Kubota M9000DTC
2009-00	Kubota M9000DTCCS
2009-99	Kubota M9000DT-F
2009-99	Kubota M9000DTL
2009-99	Kubota M9000DTL-F
2009-00	Kubota M9000DTM
2009-01	Kubota M9000DTMC
2009-01	Kubota M9000DTMCW
2009-01	Kubota M9000DTMW
2009-99	Kubota M9000F
2009-02	Kubota M9000HDC
2009-02	Kubota M9000HD-F
2009-02	Kubota M9000HDL
2009-07	Kubota M9540DTHQ
2009-07	Kubota M9540DTQ
2009-03	Kubota M95SDSC
2009-03	Kubota M95SDSCS
2009-03	Kubota M95XDTC
2009-07	Kubota M96S
All	Kubota SQ3350SW
All	Thomas Equipment 225
All	Thomas Equipment 245
2003-98	Thomas Equipment T245

18402N
New Starter - Denso, OSGR, 24V, CW, 10 Teeth



1994- Cummins Engines B Series


18422N
New Starter - Iskra, PLGR, 12V, CW, 10 Teeth



2004-99 John Deere 270

YEAR	MAKE / MODEL
18422N - continued	
2004-02	John Deere 280
18426N	
New Starter - Denso PLGR, 1.1kW/12 Volt, CW, 9-Tooth Pinion	
PHOTOGRAPH NOT AVAILABLE AT THIS TIME	
2002-98	John Deere 4100
2005-02	John Deere 4110
2011-10	John Deere Gator TH 6x4 Diesel
All	John Deere Gator XUV 850D 4x4
All	John Deere M-Gator A1 Military
2007-98	John Deere Pro Gator 2020
All	John Deere Pro Gator 2020A
2007-98	John Deere Pro Gator 2030
All	John Deere Pro Gator 2030A

18447N
New Starter - Denso, OSGR, 12V, CW, 10 Teeth



2000-96	Bobcat 325C
All	Bobcat 325D
2000-93	Bobcat 328C
All	Bobcat 328D
2000	Bobcat 331
1996-94	Bobcat 331
2000-96	Bobcat 331C
All	Bobcat 331E
2000-93	Bobcat 331EC
2000-93	Bobcat 334C
All	Bobcat 334D
2000-97	Bobcat 337C
2000	Bobcat 337D
All	Bobcat 341
2000-97	Bobcat 341C
2000	Bobcat 341D

18449N
New Starter - Denso, OSGR, 12V, CW, 9 Teeth



1994-	Hyster H-45XM
1994-	Hyster H-50XM
1994-	Hyster H-60-65XM
1992-	Isuzu Misc. Industrial Equipment

BUYERS GUIDE - STARTERS

YEAR MAKE / MODEL

YEAR MAKE / MODEL

18455N

New Starter - Denso, OSGR, 12V, CW, 11 Teeth



All John Deere 1450 CWS
 All John Deere 1550 CWS
 All John Deere 324H
 All John Deere 330B Log Loader
 All John Deere 335 Log Loader
 All John Deere 335C Log Loader
 All John Deere 344H
 All John Deere 344J
 All John Deere 4039DFM
 All John Deere 4045DFM50
 All John Deere 4045TFM
 All John Deere 430B Log Loader
 All John Deere 435 Log Loader
 All John Deere 435C Log Loader
 All John Deere 437C Log Loader
 1993- John Deere 450G
 1993- John Deere 455G
 2002-99 John Deere 4990
 1993- John Deere 550G
 1993- John Deere 555G
 1993- John Deere 650G
 All John Deere 6700
 All John Deere 7455
 All John Deere 7460
 All John Deere 9935

18458N

New Starter - Denso, OSGR, 24V, CW, 11 Teeth



All John Deere 120
 All John Deere 120C
 All John Deere 120D
 All John Deere 160CLC
 All John Deere 160DLC
 All John Deere 160LC
 2007-97 John Deere 200CLC
 All John Deere 200D
 All John Deere 200DLC
 1995- John Deere 200LC
 All John Deere 2054
 All John Deere 2154D
 All John Deere 230CLC
 All John Deere 240DLC
 All John Deere 2454D
 All John Deere 2554
 All John Deere 270CLC
 All John Deere 270DLC

18458N - continued

All John Deere 2954D
 All John Deere 4039DFM
 All John Deere 4045TFM
 2002-96 Rottne Logging Equipment SMV Rapid EGS
 2002-96 Rottne Logging Equipment SMV Rapid TGS

18460N

New Starter - Bosch, 362, DD, 12V, CW, 9 Teeth



All Fendt FARMER 10
 All Fendt FARMER 102
 All Fendt FARMER 102S
 All Fendt FARMER 103
 All Fendt FARMER 103S
 All Fendt FARMER 103SA
 All Fendt FARMER 104S
 All Fendt FARMER 106S
 All Fendt FARMER 120S

18461N

New Starter - Bosch, 362, DD, 12V, CW, 9 Teeth



1983-78 Aifo 8141

18469N

New Starter - Bosch, DD, 12V, CW, 10 Teeth



2006-97 John Deere 6700
 2006-97 John Deere 6700S

BUYERS GUIDE - STARTERS

YEAR MAKE / MODEL

YEAR MAKE / MODEL

18473N

New Starter - Bosch, PMGR, 12V, CCW, 9 Teeth



1999-89 Ruggerini MD95

18475N

New Starter - Iskra, PLGR, 12V, CW, 10 Teeth

**PHOTOGRAPH
NOT AVAILABLE
AT THIS TIME**

2004-99 John Deere 240
 2004-99 John Deere 250
 2004-99 John Deere 260
 2000-98 John Deere 5310
 All John Deere 5310N
 2000-98 John Deere 5410
 All John Deere 5410N
 2004-01 John Deere 5420
 2000-98 John Deere 5510
 2004-01 John Deere 5520
 All John Deere 5615
 All John Deere 5715
 2008-02 Sullair 250
 2006 Valtra Valmet XPLORE_6200
 2005-02 Willmar Explorer 6200
 2006-02 Willmar Explorer 6400

18485N

New Starter - Mando, PLGR, 12V, CW, 10 Teeth



1999 Bobcat T200

18486N

New Starter - Mando, PLGR, 12V, CW, 11 Teeth



2003-02 Bobcat S175
 2003-02 Bobcat S185

18486N - continued

2003-02 Bobcat S250

18487N

New Starter - Mando, DD, 12V, CW, 10 Teeth



2006-01 Tennant 6500

18490N

New Starter - Hitachi, OSGR, 12V, CW, 9 Teeth



All Carrier Transicold Various Models
 1999- Thermo King SB-200
 1999- Thermo King SB-210
 1999- Thermo King SB-300
 1999- Thermo King SB-310
 1998- Thermo King SB-II SR
 1999- Thermo King SB-III SR
 1996- Thermo King SL100
 2002- Thermo King SL100e
 1996- Thermo King SL200
 2002- Thermo King SL200e
 1996- Thermo King SL300
 1996- Thermo King SL400
 2002- Thermo King SL400 SR2
 2002- Thermo King SL400e
 2001- Thermo King Spectrum SB
 2001- Thermo King Spectrum SL
 1999- Thermo King Super II TC
 1996- Thermo King Various Models

18491N

New Starter - Hitachi, OSGR, 12V, CW, 9 Teeth



1998-92 Samsung SE50-3

BUYERS GUIDE - STARTERS

YEAR MAKE / MODEL

18494N

New Starter - Hitachi, PMDD, 12V, CW, 8 Teeth



- 1996-83 Yanmar L100AE-SE
- 1996-83 Yanmar L40AE-SE
- 1996-83 Yanmar L40E-SE
- 1999-84 Yanmar L40S
- 1996-83 Yanmar L48AE-SE
- 1996-83 Yanmar L60AE-SE
- 1999-84 Yanmar L60S
- 1996-83 Yanmar L70AE-SE
- 1996-83 Yanmar L75AE-SE
- 1996-83 Yanmar L90AE-SE

18525N


New Starter - Bosch, PLGR, 12V, CW, 9 Teeth



- 1998-88 Case 360

18535N

New Starter - Denso, OSGR, 24V, CW, 10 Teeth



- 2001-97 Case 721C
- 2001-97 Case 821C
- 2006- Case STX280
- 2006- Case STX330
- 1998-92 Samsung SE240
- 1998-92 Samsung SE280
- 2007- Steiger 330
- 2007- Steiger 335

YEAR MAKE / MODEL

18541N

New Starter - Mitsubishi, PLGR, 24V, CW, 10 Teeth



- 1999-96 Caterpillar 320B

18542N

New Starter - Mitsubishi, PLGR, 24V, CW, 11 Teeth



- 1993-88 Kobelco SK370-IV
- 2000-94 Tadano TR600XL-3

18556N

New Starter - Denso, OSGR, 12V, CW, 9 Teeth



- All Carrier Transicold Extra
- All Carrier Transicold Genesis TM1000
- All Carrier Transicold Genesis TM900
- All Carrier Transicold Genesis TR100
- All Carrier Transicold Phoenix Ultra
- All Carrier Transicold Phoenix Ultra XL
- All Carrier Transicold RG15
- All Carrier Transicold UG15
- All Carrier Transicold Ultima 53
- All Carrier Transicold Various Models







18557N

New Starter - Denso, OSGR, 12V, CW, 9 Teeth



- All Carrier Transicold Extra
- All Carrier Transicold Genesis TM1000

BUYERS GUIDE - STARTERS

YEAR	MAKE / MODEL	YEAR	MAKE / MODEL
18557N - continued		18566N - continued	
All	Carrier Transicold Genesis TM900	All	John Deere 7820
All	Carrier Transicold Genesis TR100	All	John Deere 7830
All	Carrier Transicold Phoenix Ultra	All	John Deere 7920
All	Carrier Transicold Phoenix Ultra XL	All	John Deere 8100T
All	Carrier Transicold RG15	All	John Deere 8110T
All	Carrier Transicold UG15	2005-01	John Deere 8120T
All	Carrier Transicold Ultima 53	All	John Deere 8200T
All	Carrier Transicold Various Models	All	John Deere 8210T
18560N		2005-01	John Deere 8220T
New Starter - Denso, OSGR, 12V, CW, 10 Teeth		All	John Deere 8300T
		All	John Deere 8310T
1996-	Hyster H100XL	2005-01	John Deere 8320T
1996-	Hyster H110XL	All	John Deere 8400T
1996-	Hyster H130XL	2005-01	John Deere 8410T
1996-	Hyster H-80XL	All	John Deere 8420T
18566N		All	John Deere 843J
New Starter - Denso, OSGR, 12V, CW, 11 Teeth		All	John Deere 848G
		2005-01	John Deere 8520T
All	John Deere 1550 CWS	All	John Deere 9100
All	John Deere 2256	All	John Deere 9410
All	John Deere 2258	All	John Deere 9450
All	John Deere 2264	All	John Deere 9510 - 220
All	John Deere 2266	All	John Deere 9510 - 240
All	John Deere 460D	All	John Deere 9540
All	John Deere 4700	All	John Deere 9550SH
All	John Deere 4710	All	John Deere 9560 Sidehill
All	John Deere 4720	All	John Deere 9570 STS
All	John Deere 4730	All	John Deere 9580
All	John Deere 4830	All	John Deere 9610
All	John Deere 4920	All	John Deere 9640
All	John Deere 560D	All	John Deere 9650 Cylinder Tine Separator
All	John Deere 643J	All	John Deere 9660 CTS
All	John Deere 7210	All	John Deere 9660 STS
All	John Deere 7405	All	John Deere 9680
All	John Deere 7410	All	John Deere 9750 Tine Serarator
All	John Deere 7505	All	John Deere 9760 CTS
All	John Deere 7510	All	John Deere 9780 CTS
All	John Deere 7515	All	John Deere CTS II Combine
All	John Deere 7610	All	John Deere CTS II Euro Combine
All	John Deere 7630	18568N	
All	John Deere 7630 LARGE FRAME	New Starter - Denso, OSGR, 12V, CW, 11 Teeth	
All	John Deere 7710		
2006-03	John Deere 7720	2005-00	Bell 310SG
All	John Deere 7730	2005-00	Bell 315SG
All	John Deere 7730 LARGE FRAME	2000-97	John Deere 210LE
All	John Deere 7810	All	John Deere 210LJ
All	John Deere 7815	2007-	John Deere 310J
		2007-	John Deere 310SJ
		2007-	John Deere 310SJ TMC
		2007-	John Deere 315SJ
		2007-	John Deere 325J
		2007-	John Deere 410J
		2007-	John Deere 410J TMC
		2007-	John Deere 710J
		All	John Deere 748G-III

BUYERS GUIDE - STARTERS

YEAR MAKE / MODEL

18919N

New Starter - Lucas, M45G/2M113, DD, 12V, CW, 10 Teeth



All Perkins Various Models

18930N

New Starter - Bosch, DD, 24 V, CW, 11 Teeth

**PHOTOGRAPH
NOT AVAILABLE
AT THIS TIME**

All Case W36

18936N

New Starter - Denso, OSGR, 12V, CW, 13 Teeth

**PHOTOGRAPH
NOT AVAILABLE
AT THIS TIME**

2009-04 Apache Apache 1000 Series
2010-05 Apache Apache AS1200
2007-94 Kenworth T300
2008-03 Miller Applications Technology Nitro 2200T STD
2008-03 Spray-Air SP2010
2010-05 Trackless TRACKLESS MT

18940N

New Starter - Marelli, PLGR, 12V, CW, 10 Teeth



All Perkins 1103D-33
All Perkins 1104D-44

18941N

New Starter - Marelli, PLGR, 12V, CW, 10 Teeth



2010 Lancer LQ60-14-40
2010-05 Spra-Coupe 7450

YEAR MAKE / MODEL

18941N - continued

2010-05 Spra-Coupe 7650

18948N

New Starter - Bosch, PMGR, 12V, CW, 9 Teeth



All Perkins Various Models
1988-83 Shibaura SP1700

18949N

New Starter - Bosch, PMGR, 12V, CW, 9 Teeth



All Jungheinrich DFG316
All Jungheinrich DFG316S
All Jungheinrich DFG320
All Jungheinrich DFG320S
All Perkins Various Models









18950N

New Starter - Bosch, PLGR, 12V, CW, 9 Teeth



2008-03 Case JX1060C
2008-03 Case JX1070C
2008-04 Case JX1070N
2008-04 Case JX1075C
2008-04 Case JX1075N
2006-02 Case JX55
2008-06 Case JX60
2002- Case JX65
2008-06 Case JX70
2000-96 Ford 5010S
2000-96 New Holland 3010S
1999-92 New Holland 3830
2000-96 New Holland 4010S
1996-92 New Holland 4030
2000-96 New Holland 5010S
2000- New Holland LB110
1998- New Holland LB115 4WS
2000- New Holland LB115B 4WS
2003- New Holland TD55D

BUYERS GUIDE - STARTERS

YEAR	MAKE / MODEL	YEAR	MAKE / MODEL
18950N - continued		18954N - continued	
2006-	New Holland TD70D	2007-	John Deere 315
2004-99	New Holland TN55	2005-	John Deere 317
2004-99	New Holland TN55D, S	2005-	John Deere 320
2004-	New Holland TN60A, DA, SA	2004-00	John Deere 325 Skid Steer Loader
2004-	New Holland TN60VA	2005-	John Deere 328
2003-99	New Holland TN65	2009-04	John Deere 4120
2003-99	New Holland TN65D, F, S	2009-04	John Deere 4320
2004-00	New Holland TN65V	2009-04	John Deere 4520
2003-99	New Holland TN70	2009-04	John Deere 4720
2004-	New Holland TN70A	2009-04	John Deere 5225
2003-00	New Holland TN70D	2009-04	John Deere 5325
2004-	New Holland TN70DA	All	John Deere 5325N
2003-00	New Holland TN70S	All	John Deere CT315
2004-	New Holland TN70SA	All	John Deere CT322
2004-	New Holland TN70VA	All	John Deere CT332
2003-00	New Holland TN75		
2004-	New Holland TN75A	18958N	
2003-99	New Holland TN75D	New Starter - Bosch, 231, PLGR, 24V, CW, 9 Teeth	
2004-	New Holland TN75DA		
2003-99	New Holland TN75S		
2004-	New Holland TN75SA		
2004-00	New Holland TN75V		
2004-	New Holland TN75VA		
18951N			
New Starter - Bosch PLGR, 2.3kW/12 Volt, CW, 9-Tooth Pinion			
			
2006-97	Bomag BW124DH-3	1975-68	ABG (Allg Baumasch Gesellsch) Titan 211
2006-97	Bomag BW124PDH-3	1991-72	ABG (Allg Baumasch Gesellsch) Titan 360
2005-04	Gehl 4640	1991-88	ABG (Allg Baumasch Gesellsch) TITAN_350S
2009-06	Gehl 4640E	1991-72	ABG (Allg Baumasch Gesellsch) TITAN_410S
2005-04	Gehl 4840	All	Poclain 18.01
2009-06	Gehl 4840E	All	Poclain 18.15
2005-04	Gehl 5640	All	Poclain 60CL
2009-06	Gehl 5640E	All	Poclain 60P
2005-04	Gehl 6640	All	Poclain 75CL
2009-06	Gehl 6640E	All	Poclain 75P
2009-06	Gehl 6640E	All	Poclain LC80
2006-01	Hamm 3307	All	Poclain LY2P
2006-01	Hamm 3307P	All	Poclain LY80
2006-99	Stone WP6400	All	Poclain MC100
2006	Stone WP6400B	All	Poclain MCL84
2005-99	Stone WP6400B		
18954N		18959N	
New Starter - Bosch, PMGR, 12V, CW, 9 Teeth		New Starter - Bosch, 231, PLGR, 24V, CW, 9 Teeth	
			
2004-	John Deere 244J	1999-	New Holland LW110
2004-	John Deere 304J	1999-	New Holland LW130
2007-	John Deere 313	2000-	New Holland LW130TC
		1999-	New Holland LW90

BUYERS GUIDE - STARTERS

YEAR MAKE / MODEL

YEAR MAKE / MODEL

18973N

New Starter - Mitsubishi, PMGR, 12V, CW, 9 Teeth



2009-04 Caterpillar C3000
 2009-04 Caterpillar C3500
 2009-04 Caterpillar C4000
 2009-04 Caterpillar C5000
 2009-04 Caterpillar C5500
 2009-04 Caterpillar C6500
 2009-04 Caterpillar CC4000
 2009-04 Caterpillar P3000
 2009-04 Caterpillar P3500
 2009-04 Caterpillar P4000
 2009-04 Caterpillar P5000
 2009-04 Caterpillar P5500
 2009-04 Caterpillar P6000
 2009-04 Caterpillar P6500
 2009-04 Caterpillar PCC4000
 2005-01 Kalmar AC C30AX
 2005-01 Kalmar AC C35AX
 2005-01 Kalmar AC C35BX
 2005-01 Kalmar AC C40BX
 2005-01 Kalmar AC C50BX
 2005-01 Kalmar AC C60BXH
 2005-01 Kalmar AC P30AX
 2005-01 Kalmar AC P35AX
 2005-01 Kalmar AC P40BX
 2005-01 Kalmar AC P50BX
 2005-01 Kalmar AC P60BXH
 2009-04 Komatsu FG10-20
 2009-04 Komatsu FG15-20
 2006-04 Komatsu FG15HT-17
 2009-07 Komatsu FG15HT-20
 2006-04 Komatsu FG15SHT-17
 2009-07 Komatsu FG15SHT-20
 2009-04 Komatsu FG18-20
 2006-04 Komatsu FG18HT-17
 2009-07 Komatsu FG18HT-20
 2006-04 Komatsu FG18SHT-17
 2009-07 Komatsu FG18SHT-20
 2006-04 Komatsu FG20C-14
 2009-07 Komatsu FG20C-16
 2006-04 Komatsu FG20SHT-14
 2009-06 Komatsu FG20SHT-16
 2005-04 Komatsu FG25C-14
 2006-04 Komatsu FG25SHT-14
 2009-06 Komatsu FG25T-14
 2009-06 Komatsu FG28HT-16
 2009-06 Komatsu FG28SHT-16
 2005-04 Komatsu FG30C-14
 2005-04 Komatsu FG30HT-14
 2009-06 Komatsu FG30SHT-16
 2009-06 Komatsu FG32HT-16
 2009-06 Komatsu FG32SHT-16
 2009-04 Mitsubishi FG15N
 2009-04 Mitsubishi FG15ZN
 2009-04 Mitsubishi FG18N
 2009-04 Mitsubishi FG18ZN
 2009-04 Mitsubishi FG20N

18973N - continued

2009-07 Mitsubishi FG20N-HO
 2009-04 Mitsubishi FG25N
 2009-07 Mitsubishi FG25N-HO
 2009-04 Mitsubishi FG33N
 2009-04 Mitsubishi FGC15N
 2009-04 Mitsubishi FGC18N
 2009-04 Mitsubishi FGC20CN
 2009-04 Mitsubishi FGC20N
 2009-07 Mitsubishi FGC20N-HO
 2009-04 Mitsubishi FGC25N
 2009-07 Mitsubishi FGC25N-HO
 2009-04 Mitsubishi FGC25NR
 2009-04 Mitsubishi FGC28N
 2009-04 Mitsubishi FGC30N
 2009-04 Mitsubishi FGC33N
 2006-04 Nissan AL30
 2006-04 Nissan AL35
 2006-04 Nissan AL50
 2006-04 Nissan CL30
 2006-04 Nissan CL35
 2006-04 Nissan CL40
 2006-04 Nissan CL50
 2006-04 Nissan CL55
 2006-04 Nissan CL60
 2006-04 Nissan CL70
 2006-04 Nissan CL80
 2006-04 Nissan CLS40
 2006-04 Nissan CLS60
 2006-04 Nissan CLS65
 2006-04 Nissan CLU40
 2006-04 Nissan CLU50
 2006-04 Nissan CLU55
 2009-04 Nissan L01
 2009-04 Nissan L02
 2006-04 Nissan PL30
 2006-04 Nissan PL35
 2006-04 Nissan PL50
 2006-04 Nissan PL55
 2006-04 Nissan PL60
 2006-04 Nissan PL70
 2006-04 Nissan PLU40
 2006-04 Nissan PLU50
 2009-07 TCM Equipment FCG15-4
 2007-04 TCM Equipment FCG15T-3
 2009-04 TCM Equipment FCG18T-3
 2009-07 TCM Equipment FCG20-4
 2009-07 TCM Equipment FCG20-4H
 2007-04 TCM Equipment FCG20T-3
 2009-07 TCM Equipment FCG25-4
 2009-07 TCM Equipment FCG25-4H
 2007-04 TCM Equipment FCG25H-3
 2007-04 TCM Equipment FCG25T-3
 2009-01 TCM Equipment FCG28T
 2009-04 TCM Equipment FCG36T-8
 2009-04 TCM Equipment FG15C-13
 2009-04 TCM Equipment FG15T-13
 2009-04 TCM Equipment FG18C-13
 2009-04 TCM Equipment FG18T-13
 2009-07 TCM Equipment FHG15T-3
 2007-04 TCM Equipment FHG15T-9
 2009-07 TCM Equipment FHG18T-3
 2007-04 TCM Equipment FHG18T-9
 2009-07 TCM Equipment FHG20T-3
 2009-07 TCM Equipment FHG25T-3
 2009-07 TCM Equipment FHG30T-3

BUYERS GUIDE - STARTERS

YEAR MAKE / MODEL

YEAR MAKE / MODEL

18978N

New Starter - Denso, OSGR, 12V, CW, 11 Teeth



- All John Deere 360D
- All John Deere 460D
- All John Deere 540G-II
- All John Deere 540G-III
- All John Deere 548G-II
- All John Deere 548G-III
- All John Deere 560D
- All John Deere 640G-II
- All John Deere 640G-III
- All John Deere 640H
- All John Deere 643H
- All John Deere 648G-II
- All John Deere 648G-III
- All John Deere 648H
- All John Deere 653G
- All John Deere 740
- All John Deere 748H
- All John Deere 840
- All John Deere 843H
- All John Deere 848H

18980N

New Starter - Denso, OSGR, 12V, CW, 9 Teeth



- 2009-04 Rem 2100D

18981N

New Starter - Denso, OSGR, 12V, CW, 9 Teeth



- 2006-04 Massey Ferguson MF9220

18992N

New Starter - Denso OSGR, 2.5kW/12 Volt, CW, 10-Tooth Pinion

**PHOTOGRAPH
NOT AVAILABLE
AT THIS TIME**

- 2004-99 Caterpillar 216
- 2004-99 Caterpillar 226
- 2004-99 Caterpillar 232
- 2004-99 Caterpillar 236
- 2004-99 Caterpillar 246
- 2004-99 Caterpillar 252
- 2004-98 Caterpillar 906
- 2006-04 Caterpillar TC560B
- 2009-03 Caterpillar TH220B Telehandler
- 2009-03 Caterpillar TH330B Telehandler
- 2009-03 Caterpillar TH340B Telehandler
- 2009-03 Caterpillar TH350B Telehandler
- 2009-03 Caterpillar TH360B Telehandler
- 2009-08 Caterpillar TH407 Telehandler
- 2009-03 Caterpillar TH460B Telehandler
- 2009-03 Caterpillar TH560B Telehandler
- 2009-03 Caterpillar TH580B Telehandler
- 2001-95 Caterpillar TH62 Telehandler
- 2003-95 Caterpillar TH63 Telehandler
- 2003-95 Caterpillar TH82 Telehandler

18998N

New Starter - Denso, DD, 12V, CCW, 9 Teeth

**PHOTOGRAPH
NOT AVAILABLE
AT THIS TIME**

- All Various Various Models

19104N

New Starter - Denso, OSGR, 12V, CW, 10 Teeth



- All Genie Industries T120C
- All Genie Industries T180C
- All Genie Industries T180J
- All Genie Industries T230J
- All Genie Industries T240C
- All Genie Industries T70C
- All Genie Industries T90C

BUYERS GUIDE - STARTERS

YEAR MAKE / MODEL

19510N

New Starter - Denso, OSGR, 12V, CW, 9 Teeth



2006-95 Yale Various Models

19513N

New Starter - Mitsubishi, OSGR, 24V, CW, 13 Teeth

**PHOTOGRAPH
NOT AVAILABLE
AT THIS TIME**

1990-83 Kobelco K912

1990-83 Kobelco K916

19547N


New Starter - Mitsubishi, PLGR, 24V, CW, 12 Teeth



2007-04 Volvo A30D

19606N

New Starter - Mitsubishi, OSGR, 24V, CCW, 10 Teeth



1983- Onan L423

1983- Onan L423DM

1983- Onan L634

1983- Onan L634T

1983- Onan L634TD-1

1983- Onan L634TD-P

YEAR MAKE / MODEL

19609

Reman Starter - Mitsubishi, PMGR, 12V, CW, 14 Teeth



2007- Case CX17B

2007- New Holland E18B

19614N

New Starter - Denso, OSGR, 12V, CW, 10 Teeth



2008- Case 570MXT Series III

2004- Case 580M Series II

2008- Case 580M Series III

2004- Case 580SM Plus Series II

2008- Case 580SM Plus Series III

2004- Case 580SM Series II

2008- Case 580SM Series III

2004- Case 586G Series III

2008- Case 590SL Series III

2008- Case 590SM Plus Series III

2004- Case 590SM Series II

2007-05 Case 650K Series 2

2007- Case 650K Series 3

2009- Case 650L

2005- Case 750K Series 2

2007- Case 750K Series 3

2008- Case 750L

2007-05 Case 850K Series 2

2008-07 Case 850K Series 3

2008- Case 850L

2008- New Holland B110B

2008- New Holland B115B

2008- New Holland B90B

2008- New Holland B95B

2008- New Holland B95B LR

2008- New Holland B95B TC

2006- New Holland D75

2006- New Holland D85

2008- New Holland D85B

2006- New Holland D95

2008- New Holland D95B

2004- New Holland DC75

2004- New Holland DC85

2004- New Holland DC95

2003- New Holland LB110B

2003- New Holland LB115B 4WS

2003- New Holland LB75B

2003- New Holland LB90B

2008- New Holland U80B

BUYERS GUIDE - STARTERS

YEAR MAKE / MODEL

YEAR MAKE / MODEL

19615N

New Starter - Denso, PLGR, 12V, CW, 9 Teeth



2008 Cub Cadet Volunteer Diesel

19638N

New Starter - Hitachi, OSGR, 12V, CW, 9 Teeth



1996- Yanmar TK4.86V

19655N

New Starter - Bosch, DD, 12V, CW, 10 Teeth



All John Deere 6506
 1998-92 John Deere 6600
 2001-98 John Deere 6605
 1998-92 John Deere 6800
 1998-92 John Deere 6900
 All John Deere 7500

19681N-OE

New Starter - Mitsubishi, DD, 12V, CCW, 9 Teeth



All Onan BGD
 All Onan NHD

19697N

New Starter - Hitachi, OSGR, 12V, CW, 9 Teeth



1998- Yanmar 4TNE102
 1998- Yanmar 4TNE106

19709N

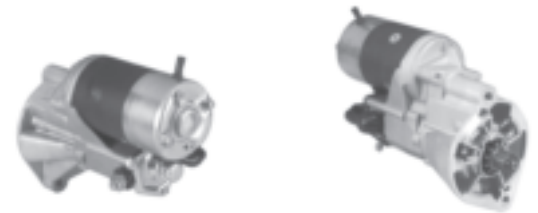
New Starter - Hitachi, OSGR, 12V, CW, 15 Teeth



2005- Case CX50B
 2012-08 New Holland E50B

19744N

New Starter - Denso, OSGR, 12V, CW, 11 Teeth



All Daihatsu 6.9T
 All Daihatsu 6T

19747N

New Starter - Denso, OSGR, 12V, CW, 11 Teeth



2005-91 Komatsu FD20

BUYERS GUIDE - STARTERS

YEAR MAKE / MODEL

YEAR MAKE / MODEL

19802N

New Starter - Bosch, PLGR, 24V, CW, 12 Teeth



All Scania Various Models

19816N

New Starter - Denso, OSGR, 12V, CCW, 13 Teeth



1989- Kubota G-266
1990- Kubota OC95-DX-1

19825N

New Starter - Bosch, PLGR, 12V



All John Deere 6230
All John Deere 6230 Premium
All John Deere 6330
All John Deere 6330 Premium
All John Deere 6430
All John Deere 6430 Premium
All John Deere 7130
All John Deere 7130 Premium
All John Deere 7230
All John Deere 7230 Premium
All John Deere 7330
All John Deere 7330 Premium
2009-08 John Deere 7430 Premium
2009 John Deere 7530 Premium

19829N

New Starter - Mitsubishi, OSGR, 12V, CW, 9 Teeth



All Daewoo D15S
All Daewoo D18S
All Daewoo D20-2
All Daewoo D25-2

19839N

New Starter - Mando, OSGR, 12V, CW, 15 Teeth



1994-87 John Deere 575
1989-87 John Deere 675
1994-87 John Deere 675B
1983- Yanmar 3D84-1C
1997-80 Yanmar 3T95
All Yanmar 4LHA-DTE
All Yanmar 4LHA-DTZ
All Yanmar 4LHA-HTE
All Yanmar 4LHA-HTZE
All Yanmar 4LHA-STE
All Yanmar 4LHA-STZE
1987- Yanmar 4LH-DTE
1987- Yanmar 4LH-HTE
1987- Yanmar 4LH-STE
All Yanmar 4LH-TE
1997-80 Yanmar 4T95
1997-80 Yanmar 4T95T
All Yanmar KM5A
1976- Yanmar Various Models
1986- Yanmar YM6000
1986- Yanmar YM7000

19842N

New Starter - Mitsubishi, OSGR, 24V, CW, 10 Teeth



1988-81 Nissan ED33

BUYERS GUIDE - STARTERS

YEAR MAKE / MODEL

YEAR MAKE / MODEL

19847N

New Starter - Denso, OSGR, 24V, CW, 11 Teeth



All John Deere 1010D
 All John Deere 1110D
 All John Deere 1270D Wheeled
 All John Deere 1410D
 All John Deere 1470D Wheeled
 All John Deere 1490D Wood
 All John Deere 1710D
 All John Deere 3554
 All John Deere 4045DFM50
 2007-04 John Deere 4045DFM70
 All John Deere 4045TFM50
 2007-04 John Deere 4045TFM75
 1982- John Deere 570B
 All John Deere 6059
 All John Deere 6068
 2007-04 John Deere 6068SFM50
 All John Deere 6068TFM50
 2007-04 John Deere 6068TFM75
 2007-04 John Deere 6068TFM76
 All John Deere 6081AFM01
 2007-04 John Deere 6081AFM75
 All John Deere 6329D
 All John Deere 6414D / T
 All John Deere 644H
 All John Deere 644J
 All John Deere 644K
 1981 John Deere 655
 1986-82 John Deere 655B
 1981-78 John Deere 670A
 1982- John Deere 670B
 1981-78 John Deere 672A
 1988- John Deere 672B
 1991-84 John Deere 690CR
 1992-88 John Deere 690D
 1989-87 John Deere 693C
 1995-88 John Deere 693D
 All John Deere 700J
 All John Deere 703J
 All John Deere 703JH Harvester
 All John Deere 724J
 All John Deere 724K
 All John Deere 744K
 1981-75 John Deere 750
 1990-82 John Deere 750B
 2006-00 John Deere 750J
 All John Deere 753J
 All John Deere 753JH Harvester
 1981-76 John Deere 755
 1984-82 John Deere 755A
 1990-85 John Deere 755B
 All John Deere 759J
 All John Deere 759JH Harvester
 1982- John Deere 770B
 1982- John Deere 772B
 1987-86 John Deere 790
 1988-86 John Deere 792

19847N - continued

1995-88 John Deere 793D
 All John Deere 810D
 1990-82 John Deere 850B
 2006-00 John Deere 850J
 All John Deere 853J
 All John Deere 853JH Harvester
 1993-89 John Deere 892D LC
 All John Deere 903J
 All John Deere 903JH Harvester
 All John Deere 909J
 All John Deere 909JH Harvester
 All John Deere 953J
 All John Deere 959J
 1978-75 John Deere JD670
 1981-80 John Deere JD762A
 1982- John Deere JD762B

19848N

New Starter - Denso OSGR, 7.8kW/24 Volt, CW, 11-Tooth Pinion



All John Deere 1010D
 All John Deere 1070D Wheeled
 All John Deere 1270D Wheeled
 All John Deere 1470D Wheeled
 All John Deere 1490D
 All John Deere 1490D Wood
 All John Deere 230LCR
 All John Deere 250D
 2006-97 John Deere 300D Articulated Truck
 All John Deere 300D Backhoe
 2007-98 John Deere 350DLC
 All John Deere 370C
 All John Deere 370C LC
 All John Deere 3754D
 1997- John Deere 444H
 All John Deere 444J
 All John Deere 444K
 All John Deere 524K
 All John Deere 544H
 All John Deere 544J
 All John Deere 544K
 All John Deere 608B
 All John Deere 608L
 All John Deere 608S
 All John Deere 624H
 All John Deere 624J
 All John Deere 624K
 All John Deere 6359D / 6359T
 All John Deere 644K
 All John Deere 700H
 All John Deere 700J
 All John Deere 703J
 All John Deere 703JH Harvester
 All John Deere 744K
 All John Deere 750C-II
 2006-00 John Deere 750J
 All John Deere 753G
 All John Deere 753GL

BUYERS GUIDE - STARTERS

YEAR MAKE / MODEL

19848N - continued

All	John Deere 753J
All	John Deere 753JH Harvester
All	John Deere 759G
All	John Deere 759J
All	John Deere 759JH Harvester
All	John Deere 770D Wheeled
All	John Deere 810D
All	John Deere 850
2006-00	John Deere 850J
All	John Deere 853G
All	John Deere 853J
All	John Deere 853JH Harvester
All	John Deere 903G
All	John Deere 903J
All	John Deere 903JH Harvester
All	John Deere 909J
All	John Deere 909JH Harvester
All	John Deere 950
All	John Deere 953G
All	John Deere 953J
All	John Deere 959J
1997-	John Deere TC44H
All	John Deere TC54H
All	John Deere TC62H

19849N

New Starter - Denso, PLGR, 12V, CW, 13 Teeth



All	John Deere 6125AFM01
2007-04	John Deere 6125AFM75
2007-04	John Deere 6125SFM75
All	John Deere 7700
2007-01	John Deere 9220
2007-01	John Deere 9320
2007-01	John Deere 9320T
2007-01	John Deere 9420
2007-01	John Deere 9420T
2007-01	John Deere 9520
2007-02	John Deere 9520T
2007-04	John Deere 9620
2007-04	John Deere 9620T
2007-03	John Deere 9860 STS

19851N

New Starter - Denso, R5.0, OSGR, 12V, CW, 11 Teeth

**PHOTOGRAPH
NOT AVAILABLE
AT THIS TIME**

All	John Deere 4930
All	John Deere 8130
All	John Deere 8230
2009-05	John Deere 8230T
All	John Deere 8330
2009-05	John Deere 8330T
All	John Deere 8430
2009-05	John Deere 8430T

YEAR MAKE / MODEL

19851N - continued

2009-05	John Deere 8530
2009-07	John Deere 9230
2009-07	John Deere 9670 STS
2009-07	John Deere 9770 STS
All	John Deere T660
All	John Deere T670

19853N

New Starter - Denso, R5.0, OSGR, 12V, CW, 11 Teeth

**PHOTOGRAPH
NOT AVAILABLE
AT THIS TIME**

2009-07	John Deere 9330
2009-07	John Deere 9430
2009-07	John Deere 9430T
All	John Deere 9530
2009-07	John Deere 9530T
2009-07	John Deere 9630
2009-07	John Deere 9630T

19872N

New Starter - Denso, OSGR, 24V, CW, 11 Teeth



All	John Deere 670G
All	John Deere 672G
All	John Deere 770D
All	John Deere 770G
All	John Deere 772D
All	John Deere 772G
All	John Deere 870D
All	John Deere 870G
All	John Deere 872D
All	John Deere 872G

19911N

New Starter - Denso, OSGR, 12V, CW, 10 Teeth



2005-92	Continental TM27
---------	------------------

BUYERS GUIDE - STARTERS

YEAR MAKE / MODEL

YEAR MAKE / MODEL

19934N

New Starter - Nikko, OSGR, 24V, CW, 12 Teeth



1997-94 Komatsu D65E
2002-97 MQ DCA-220SSK
2002-97 MQ DCA-400SSK

19938N

New Starter - Nikko, OSGR, 24V, CW, 11 Teeth



1999-95 Komatsu D475A
1993- Komatsu HD465-5

19939N

New Starter - Nikko, OSGR, 24V, CW, 12 Teeth



2000- Komatsu EG150BS
2000- Komatsu GD611A
2000- Komatsu GD661A
2000- Komatsu PC300
2000- Komatsu PC300-5
2000- Komatsu PC300-6
2000- Komatsu PC300-JP6
2000- Komatsu PC340LC-KU-6
1999- Komatsu WA300
1997- Komatsu WA320
1999- Komatsu WA350

19968N

New Starter - Denso, OSGR, 24V, CW, 11 Teeth



1987-81 Hino EK100
2006-90 Hino F20C
1990-85 Hino K13C
2006-90 Hino K13D

30123N

New Starter - Bosch PLGR, 4.0kW/24 Volt, CW, 10-Tooth Pinion



2006-00 New Holland LW170
2006-00 New Holland LW190
2002- New Holland LW190B
2006-00 New Holland LW230

3109N

New Starter - Ford, DD, 6V, CW



1947-42 Ford 2N
1952-47 Ford 8N
1943-39 Ford 9N

3109N-12V

New Starter - Ford, DD, 12V, CW



1947-42 Ford 2N
1952-47 Ford 8N
1943-39 Ford 9N

BUYERS GUIDE - STARTERS

YEAR MAKE / MODEL

3110N

New Starter - Ford, DD, 6V, CW



- 1962-57 Ford 501 Series
- 1962-57 Ford 601 Series
- 1957-54 Ford 640
- 1962-57 Ford 641
- 1962-57 Ford 651
- 1957-54 Ford 660
- 1962-57 Ford 681
- 1968-62 Ford 701 Series
- 1957-54 Ford 740
- 1968-62 Ford 801 Series
- 1962-57 Ford 841
- 1957-54 Ford 850
- 1962-57 Ford 851
- 1957-54 Ford 860
- 1962-57 Ford 881
- 1968-62 Ford 901 Series
- 1957-54 Ford 960
- 1962-55 Ford D
- 1962-55 Ford E
- 1954-52 Ford NAA
- 1962-61 New Holland 4030
- 1962-60 New Holland 4031
- 1962-61 New Holland 4040
- 1964-63 New Holland 4130
- 1964-63 New Holland 4131
- 1964-63 New Holland 4140

3115N

New Starter - Ford, DD, 12V, CW



1980-75 Pavemaster Various Models

32399N

New Starter - Bosch, DD, 12V, CW, 9 Teeth



- All Steyr 8055
- All Steyr 8055A

YEAR MAKE / MODEL

32399N - continued

- All Steyr 8060
- All Steyr 8060A
- All Steyr 8060A/T
- All Steyr 8065A

32891N

New Starter - Sawafuji, OSGR, 24V, CW, 11 Teeth

**PHOTOGRAPH
NOT AVAILABLE
AT THIS TIME**

- All Nissan NF6
- All Nissan PF6
- All Nissan PG6

32957N

New Starter - Denso, OSGR, 24V, CW, 10 Teeth



2008- Case 7120

32958N

New Starter - Denso, OSGR, 24V, CW, 10 Teeth



- 2004- Case 335
- 2007- Case 335B
- 2004- Case 340
- 2007- Case 340B
- 2008- Case 8120
- 2008- Case 9120
- 2009-06 New Holland CR9070
- 2009-08 New Holland CR9080




3296N

New Starter - Delco, 50MT, DD, 32V, CW, 11 Teeth

**PHOTOGRAPH
NOT AVAILABLE
AT THIS TIME**

- 1993-74 Caterpillar 3408
- 1993-74 Caterpillar 3412
- 1993-86 Caterpillar 3508
- 1993-86 Caterpillar 3512
- 1993-86 Caterpillar 3516
- 1974-70 Caterpillar D342
- 1974-70 Caterpillar D346

BUYERS GUIDE - STARTERS

YEAR	MAKE / MODEL	YEAR	MAKE / MODEL
3296N - continued		3708N	
1974-70	Caterpillar D349	New Starter - Delco, 30MT INT ROT, DD, 24V, CW, 10 Teeth	
1974-70	Caterpillar D353	PHOTOGRAPH NOT AVAILABLE AT THIS TIME	
1974-70	Caterpillar D379		
1974-70	Caterpillar D398	1963-60	John Deere 3010
1974-70	Caterpillar D399	1968-63	John Deere 3020
1974-71	Construction Equipment Co. AFE-5	1962-60	John Deere 4010
1974-71	Construction Equipment Co. AFE-6	1968-63	John Deere 4020
3339N		1967-65	John Deere JD500
New Starter - Delco DD, 12 Volt, CW, 12-Tooth Pinion		1970-67	John Deere JD500A
		1970-69	John Deere JD500B
		1970-64	John Deere JD600
		3745N	
		New Starter - Delco, 40MT, DD, 24V, CW, 11 Teeth	
			
1982-81	Case 1500 Cruz Crane	1971-60	Allis Chalmers 10000
1982-81	Case 1800 Cruz Crane	1981-60	Allis Chalmers 11000
1982-81	Case 2000 Cruz Crane	1973	Allis Chalmers 12G B
1982-81	Case 2500 Cruz Crane	1971-61	Allis Chalmers 16000
1983-79	Case 4490	1971-63	Allis Chalmers 16000H
1989-84	Case 4494	1979-72	Allis Chalmers 17000
1983-79	Case 4690	1978-61	Allis Chalmers 21000
1989-84	Case 4694	1971-63	Allis Chalmers 21000H
1983-79	Case 4890	1978-65	Allis Chalmers 25000
1987-84	Case 4894	1967-65	Allis Chalmers 260
1987-84	Case 4994	1973-68	Allis Chalmers 260A
1982-81	Case 5500 Cruz Crane	1973	Allis Chalmers 260B
1982-81	Case 5550 Cruz Crane	1970-68	Allis Chalmers 260C
1982-81	Case 770 Travellift	1967-65	Allis Chalmers 260E
3702N		1970-68	Allis Chalmers 260EA
New Starter - Delco, 50MT, DD, 24V, CCW, 11 Teeth		1973	Allis Chalmers 261B
		1978-73	Allis Chalmers 3400 / 3400 Mark II
		1978-73	Allis Chalmers 3500 / 3500 Mark II
		1961-60	Allis Chalmers 45
		1961-58	Allis Chalmers 45
1993-86	Caterpillar 3508	1968-65	Allis Chalmers 460B / 460C
1993-86	Caterpillar 3512	1967-65	Allis Chalmers 562C
1993-86	Caterpillar 3516	1964-60	Allis Chalmers 6000
1970-68	Waukesha F-1197	1986-79	Allis Chalmers 6138
1970-68	Waukesha F-1905	1972	Allis Chalmers 645B
1966-63	Waukesha F-2894	1986-79	Allis Chalmers 670
1989-68	Waukesha F-2895	1986-79	Allis Chalmers 685
1970-68	Waukesha F-3521	1973	Allis Chalmers 6G
1970-68	Waukesha H-1077	1964-60	Allis Chalmers 7000
1970-68	Waukesha L-1616	1972	Allis Chalmers 745 / 745H / 745L
1970-68	Waukesha L-5100D	1971-67	Allis Chalmers 745 / 745H / 745L
1970-68	Waukesha L-5108G	1986-74	Allis Chalmers 945
1970-68	Waukesha L-5790	1973	Allis Chalmers 945
1970-68	Waukesha L-5890	1966-64	Allis Chalmers D30
1970-68	Waukesha L-7042G	1962-61	Allis Chalmers D-344
		1966-64	Allis Chalmers D40
		1964-61	Allis Chalmers D-516
		1965-64	Allis Chalmers D555
		1970-60	Allis Chalmers HD-11
		1973-71	Allis Chalmers HD-11DD

BUYERS GUIDE - STARTERS

YEAR	MAKE / MODEL	YEAR	MAKE / MODEL
3745N - continued		3745N - continued	
1973-71	Allis Chalmers HD-11PD	1966-60	Caterpillar 977H
1973-71	Allis Chalmers HD-11PS	1984-78	Caterpillar 980C
1973-70	Allis Chalmers HD-12	1982-78	Caterpillar 983B
1973-68	Allis Chalmers HD-12G	1974-70	Caterpillar D348
1972-68	Allis Chalmers HD-16	1967-59	Caterpillar D6B
1973	Allis Chalmers HD-16DD	1966-65	Clark 110
1972-68	Allis Chalmers HD-16DP	1970-67	Clark 110 III
1970-69	Allis Chalmers HD-16P	1974-71	Clark 110 III H
1973	Allis Chalmers HD-16PS	1977-73	Clark 125
1973-68	Allis Chalmers HD-21	1972-67	Clark 125 III
1970-68	Allis Chalmers HD-21G	1966-65	Clark 125A
1973-60	Allis Chalmers HD-6	1978-73	Clark 125B
1973-69	Allis Chalmers HD-6G	1984-79	Clark 125C
1969-60	Allis Chalmers HD-7	1970-67	Clark 175 III
1972-70	Allis Chalmers HD-76B	1972-71	Clark 175 IV
1970	Allis Chalmers HD-7B	1966-65	Clark 175A
1968	Allis Chalmers HD-7G	1984-73	Clark 175B
1973-69	Allis Chalmers HD-7GB	1970-65	Clark 180 III
1973-62	Allis Chalmers M100	1966-65	Clark 210 I
1974-62	Allis Chalmers M120	1974-67	Clark 210 III
1974-62	Allis Chalmers M200	1974-71	Clark 210 III H
1961-59	Allis Chalmers M45	1966-65	Clark 275
1964-62	Allis Chalmers M60	1970-67	Clark 275 III
1964-63	Allis Chalmers M70	1974-70	Clark 275 IV
1965-62	Allis Chalmers T-16 Sugar Babe	1966-65	Clark 275A
1962	Allis Chalmers TL 10D	1984-79	Clark 275B
1960	Allis Chalmers TL 12D	1984-65	Clark 280
1965-62	Allis Chalmers TL 14D	1972-65	Clark 280 III
1964-62	Allis Chalmers TL 16D	1978-73	Clark 280 IIIA
1965-62	Allis Chalmers TL 20 / TL 20D	1978-75	Clark 75B
1965-62	Allis Chalmers TL 30 / TL 30D	1984-79	Clark 75C
1965-62	Allis Chalmers TL 40 / TL 40D	1972-70	Clark 85 III
1971-65	Allis Chalmers TL 645	1974-73	Clark 85C IIIA
1971-67	Allis Chalmers TL 745	1974-67	Construction Equipment Co. 330-H
1972	Allis Chalmers TL745B	1974-67	Construction Equipment Co. 440
1972-68	Allis Chalmers TL745H	1974-67	Construction Equipment Co. 440-H
1970-68	Allis Chalmers TL745L	1968-67	Construction Equipment Co. 440-HT
1964-60	Allis Chalmers TR-260	1974-67	Construction Equipment Co. 660-B
1973-62	Allis Chalmers TS460	1974-67	Construction Equipment Co. 660-BT
1964-62	Allis Chalmers TS-460	1968-67	Construction Equipment Co. 666
1964-62	Allis Chalmers TS-562	1974-67	Construction Equipment Co. 666-B
1978-60	Allis Chalmers Various	1968-67	Construction Equipment Co. 666-T
1972-62	Austin Western 100	1968-67	Construction Equipment Co. 777
1972-62	Austin Western 200	1974-69	Construction Equipment Co. 777-B
1984-81	Case 1000 Travelift	1974-69	Construction Equipment Co. 777-BT
1984-79	Case 40D	1968-67	Construction Equipment Co. 777-T
1985-79	Case 45R	1974-67	Construction Equipment Co. 888-T
1984-79	Case 50D	1974-71	Construction Equipment Co. AFE-5
1985-79	Case 50LC	1974-71	Construction Equipment Co. BFA-12
1984-81	Case 650CA Travelift	1971	Construction Equipment Co. CFA-15
1984-81	Case 800 Travelift	1974-71	Construction Equipment Co. CFA-19
1986-79	Case Cruz-Air 45DR	1974-67	Construction Equipment Co. CPA-8
1965-59	Caterpillar 12E	1974-69	Construction Equipment Co. CPA-9
1965-61	Caterpillar 14D	1968-67	Construction Equipment Co. CPF
1967-65	Caterpillar 1670	1968-67	Construction Equipment Co. DPA
1967-64	Caterpillar 1673	1974-69	Construction Equipment Co. DPA-2
1984-73	Caterpillar 16G	1968-67	Construction Equipment Co. DPF
1984-72	Caterpillar 245	1974-69	Construction Equipment Co. DPF-2
1984-70	Caterpillar 3406	1985-83	Cummins Engines 855 Series
1984-73	Caterpillar 621B	1990-83	Cummins Engines L Series
1984-73	Caterpillar 623B	1985-83	Cummins Engines V Series
1978-70	Caterpillar 776	1984-70	Cummins Marine Engines V903
1984-74	Caterpillar 777	1993-86	Dresser 250E
1984-78	Caterpillar 824C	1962-61	Euclid 122W
1984-78	Caterpillar 825C	1960	Euclid 131W
1984-78	Caterpillar 826C	1962-61	Euclid 137W
1968-65	Caterpillar 933	1962-55	Euclid 14TDT
1966-60	Caterpillar 955H	1957-55	Euclid 15TDT

BUYERS GUIDE - STARTERS

YEAR	MAKE / MODEL	YEAR	MAKE / MODEL
3745N - continued		3745N - continued	
1956-55	Euclid 18BV	1982-74	Fiat-Allis HD-16DD / PS
1970-69	Euclid 201FD	1982-74	Fiat-Allis HD-21
1971-69	Euclid 203FD	1974	Fiat-Allis HD-6
1956-55	Euclid 22SH	1966-65	Galion 104A
1956-55	Euclid 22TDT	1970-65	Galion 104B
1962-55	Euclid 23TDT	1966-65	Galion 118
1956-55	Euclid 25LDT	1968-65	Galion 118A
1958-57	Euclid 28TDT	1968-67	Galion 118B
1957	Euclid 29TD	1966-65	Galion 118L
1962-57	Euclid 30LOT	1968-67	Galion 160B
1966-57	Euclid 31LOT	1968-65	Galion 160L
1963-61	Euclid 33 SH	1968-67	Galion T-500A
1958-57	Euclid 33LDT	1968-67	Galion T-600B
1962-61	Euclid 37 SH	1987-83	Grove Mfg. 300 / 475
1962-61	Euclid 37LDT	1987-83	Grove Mfg. RT-500
1959-58	Euclid 3LLD	1987-83	Grove Mfg. RT-58B
1964-63	Euclid 54 SH	1987-83	Grove Mfg. RT-865
1966-64	Euclid 56 SH	1987-83	Grove Mfg. RT-980
1966-60	Euclid 5LLD	1987-83	Grove Mfg. TM-1075
1962-55	Euclid 60TD	1987-83	Grove Mfg. TM-1150
1956-55	Euclid 63TD	1987-83	Grove Mfg. TM-1400
1967-64	Euclid 64 SH	1987-83	Grove Mfg. TM-875
1958-57	Euclid 64TD	1987-83	Grove Mfg. TMS-250
1962-61	Euclid 65TD	1987-83	Grove Mfg. TMS-865
1962-59	Euclid 66TD	1962	Hough H-100
1966-63	Euclid 69TD	1962	Hough H-120B
1967-60	Euclid 6LLD	1964-60	Ingersoll Rand R-900
1966-63	Euclid 70TD	1984-75	International 250C
1963-61	Euclid 94FD	1974-68	International 270
1966-64	Euclid 95FD	1974-68	International 295
1966-63	Euclid 96FD	1974-68	International 295B
1966-65	Euclid 97FD	1961-55	International 2T-55
1966-65	Euclid 98FD	1967-65	International 2T-70
1963-61	Euclid C6-3	1961-55	International 2T-75
1967-64	Euclid C6-4	1967-59	International 2T-95
1967-64	Euclid C6-5	1979-73	International 330
1970-69	Euclid R-22	1979-73	International 340
1962-57	Euclid S-18	1979-73	International 431
1959-58	Euclid S-21	1979-74	International 433
1962-61	Euclid SS-18	1979-74	International 442
1958-57	Euclid SS-24	1979-74	International 444
1967-62	Euclid TC-12	1967-59	International 4T-95
1966-57	Euclid TS-24	1982-75	International 560
1966-64	Euclid TS-28	1969-68	International D-100B
1962-61	Euclid TSS-24	1974-68	International D-120C
1964-63	Euclid TSS-40	1969-68	International D-90C
1980-74	Fiat-Allis 100C	1973-68	International E-270
1978-74	Fiat-Allis 12G	1974-68	International E-295
1977-74	Fiat-Allis 12GB	1974-68	International E-295B
1982-77	Fiat-Allis 14C	1973-68	International ET-270
1983-78	Fiat-Allis 14CL	1969-68	International H-100B
1984-78	Fiat-Allis 14CLGP	1979-70	International H-100C
1983-78	Fiat-Allis 14CTA	1973-68	International H-120C
1980-74	Fiat-Allis 150C	1969-68	International H-90C
1984-78	Fiat-Allis 16DD	1979-70	International H-90E
1984-78	Fiat-Allis 16PS	1970-65	International PH-100
1980-74	Fiat-Allis 200C	1970-68	International PH-100B
1980-78	Fiat-Allis 21	1979-68	International PH-140
1985-74	Fiat-Allis 260B	1979-59	International PH-65
1985-74	Fiat-Allis 261B	1969-68	International PH-65B
1981-74	Fiat-Allis 645B	1970	International PH-65C
1974	Fiat-Allis 6G	1967-65	International PH-65D
1979-73	Fiat-Allis 745B	1966-59	International PH-95
1974	Fiat-Allis 7G	1971-63	International TD-20B
1980-74	Fiat-Allis 945	1970	International TD-20C
1984-74	Fiat-Allis 945B	1985-75	International TD-20E
1984-77	Fiat-Allis FL-14C	1971-63	International TD-250
1978-74	Fiat-Allis HD-11DD / PS	1974-72	International TD-250C

BUYERS GUIDE - STARTERS

YEAR	MAKE / MODEL	YEAR	MAKE / MODEL
3745N - continued		3745N - continued	
1971	International TD-25C	1970-68	Terex 82-40FAT
1985-79	International TD-25E	1975-71	Terex 82-80
1967-60	International TD-30	1970-68	Terex 82-80DA
1985-80	International TD-40	1978-72	Terex S-23E
1972-63	International U-817	1978-76	Terex TS-14
1972-71	International U-817B	1978-76	Terex TS-14B
1967-59	International UD-817	1978-71	Terex TS-18
1971-62	International UD-817B	1975-68	Terex TS-24
1969-65	International UDT-429	1978-76	Terex TS-24A
1969-65	International UDT-573	1978-71	Terex TS-32
1967-59	International UDT-817	1982-79	Wabco 222
1972-63	International UDT-817B	1982-79	Wabco 229
1972-62	International UT-817	1982-79	Wabco 252FT
1972-71	International UT-817B	1982-81	Wabco 259
1971-70	John Deere WA14	1967-63	Waukesha 135
1971-70	John Deere WA17	1978-70	Waukesha F-1077D
1966-65	Le Tourneau-Westinghouse 330-H	1978-70	Waukesha F-1077G
1966-65	Le Tourneau-Westinghouse 440	1985-63	Waukesha F-1197
1966-65	Le Tourneau-Westinghouse 440-H	1973-63	Waukesha F-1905
1966-65	Le Tourneau-Westinghouse 660-B	1978-68	Waukesha F-2895
1966-65	Le Tourneau-Westinghouse 660-BT	1978-68	Waukesha F-3521
1966-65	Le Tourneau-Westinghouse 666T	1978-68	Waukesha H-1077
1966-65	Le Tourneau-Westinghouse 777	1978-68	Waukesha L-1616
1966-65	Le Tourneau-Westinghouse 777T	1974-68	Waukesha L-5100D
1966-65	Le Tourneau-Westinghouse CPA-5	1978-68	Waukesha L-5108G
1966-65	Le Tourneau-Westinghouse CPF-5	1978-68	Waukesha L-5790
1966-65	Le Tourneau-Westinghouse DPA	1978-75	Waukesha L-5792
1966-65	Le Tourneau-Westinghouse DPF	1970-68	Waukesha L-5890
1964-63	Le Tourneau-Westinghouse LW-22	1971-70	Waukesha L-5892G
1964-63	Le Tourneau-Westinghouse LW-27	1978-68	Waukesha L-7042G
1964-63	Le Tourneau-Westinghouse LW-32	1978-71	Waukesha P-2154
1964-63	Le Tourneau-Westinghouse LW-75		
1977-72	Massey Ferguson MF-66 Wheel Loader	3774N	
1975-72	Massey Ferguson MF-77 Wheel Loader	New Starter - Delco, 35MT INT ROT, DD, V, CW, 10 Teeth	
1977-72	Massey Ferguson MF-88 Wheel Loader	PHOTOGRAPH NOT AVAILABLE AT THIS TIME	
1980-64	Murphy Diesel 452	1979-71	International 150
1980-64	Murphy Diesel 462	1970-59	International TD-6
1980-64	Murphy Diesel 472	1979-59	International TD-9B
1965-64	Murphy Diesel MP-11		
1965-64	Murphy Diesel MP-12	3872N	
1985-79	Peterbilt 362	New Starter - Delco, 50MT, DD, 24V, CW, 12 Teeth	
1984	Tanguay TT14030	PHOTOGRAPH NOT AVAILABLE AT THIS TIME	
1979-72	Terex 33-05	1974-69	Caterpillar 583H
1975-71	Terex 72-21	1989-74	Caterpillar 583K
1970-68	Terex 72-21AA	1974	Caterpillar 594
1975-71	Terex 72-31	1985-74	Caterpillar 594H
1970-68	Terex 72-31AA	All	Caterpillar D7E
1979-76	Terex 72-31B	1982-74	Caterpillar D8K
1970-68	Terex 72-31F	1974-69	Caterpillar D9G
1970-68	Terex 72-31M	1982-74	Caterpillar D9H
1975-71	Terex 72-41		
1970-68	Terex 72-41AA		
1978-76	Terex 72-51		
1978-76	Terex 72-51BA		
1978-76	Terex 72-61		
1978-76	Terex 72-61AA		
1975-71	Terex 72-71		
1971-68	Terex 78 SH		
1979-72	Terex 82-20		
1971	Terex 82-30		
1979-76	Terex 82-30B		
1970-68	Terex 82-30FA		
1970-68	Terex 82-30FAM		
1970-68	Terex 82-30FAT		
1975-73	Terex 82-30G		
1972-71	Terex 82-30GA		
1975-71	Terex 82-40		
1970-68	Terex 82-40CA		

BUYERS GUIDE - STARTERS

YEAR MAKE / MODEL

YEAR MAKE / MODEL

3902N

New Starter - Delco, 50MT, DD, 24V, CW, 11 Teeth



1993-86 Caterpillar 3508
 1993-86 Caterpillar 3512
 1993-86 Caterpillar 3516
 1989-83 Caterpillar 583K
 1992-83 Caterpillar 589
 1992-83 Caterpillar 591
 1985-81 Caterpillar 594H
 1992-86 Caterpillar 776B
 1997-92 Caterpillar 776C
 1992-86 Caterpillar 777B
 2000-92 Caterpillar 777C
 1986-78 Caterpillar D10
 1993-86 Caterpillar D10N
 1993-86 Caterpillar D11N
 1992-82 Caterpillar D8L
 1986-80 Caterpillar D9L
 1995-86 Caterpillar D9N

3942N

New Starter - Delco, 35MT INT ROT, DD, 12V, CW, 10 Teeth

**PHOTOGRAPH
 NOT AVAILABLE
 AT THIS TIME**

1973-68 Allis Chalmers 180
 1981-70 Allis Chalmers 185
 1972-64 Allis Chalmers 190
 1972-66 Allis Chalmers 2800
 1981-73 Allis Chalmers 2800 Mark I
 1972-66 Allis Chalmers 2900
 1981-73 Allis Chalmers 2900 Mark II
 1972 Allis Chalmers 545
 1972 Allis Chalmers 605B
 1979-75 Allis Chalmers 7000
 1981-80 Allis Chalmers 7010
 1981-78 Allis Chalmers 7020
 1985-82 Allis Chalmers 8010
 1972 Allis Chalmers 940
 1974-67 Allis Chalmers F
 1972-67 Allis Chalmers G
 1969-67 Allis Chalmers I-900
 1972-67 Allis Chalmers I-918
 1972 Allis Chalmers L
 1974-73 Allis Chalmers M
 1971-67 Allis Chalmers TL 545 / TL-545H
 1974 Fiat-Allis 545B
 1974 Fiat-Allis 605B

3945N

New Starter - Delco, 40MT, DD, 24V, CW, 13 Teeth



1970-68 Case W26
 1966-65 Clark 110
 1968-67 Clark 110 III
 1972-71 Clark 125 III
 1966-65 Clark 125A
 1970-65 Clark 180 III
 1972-69 Clark 85 III
 1978-76 Drott Mfg. 50C
 1967-65 Euclid 17UPM
 1987-83 Grove Mfg. TM-1150
 1987-83 Grove Mfg. TM-1400
 1987-83 Grove Mfg. TM-875
 1969-68 International D-90C
 1968 International TD-225SL
 1968 International TD-300SL
 1977-72 Massey Ferguson MF-66 Wheel Loader

3948N

New Starter - Delco, 40MT, DD, 24V, CW, 12 Teeth




1985-83 Case 1080
 1988-86 Case 1080B
 1972-65 Case 1150
 1978-73 Case 1150B
 1983-78 Case 1150C
 1986-83 Case 1150D
 1985-83 Case 1187 Logger
 1988-85 Case 1187B Logger
 1985-83 Case 1280
 1985-83 Case 1280B
 1985-83 Case 1285
 1985-83 Case 1286
 1980-73 Case 1450
 1987-80 Case 1450B
 1972-69 Case 1470TK
 1976-70 Case 451BDT
 1976-74 Case 451DD
 1985-72 Case 45R
 1985-79 Case 50LC
 1980-79 Case 700 Travelift
 1982-71 Case 770 Travelift
 1984-80 Case 880C
 1975-73 Case 980
 1983-76 Case 980B
 1985-81 Case Cruz-Air 45DR
 1984-71 Case W18
 1984-71 Case W18B

BUYERS GUIDE - STARTERS

YEAR	MAKE / MODEL	YEAR	MAKE / MODEL
3948N - continued		3948N - continued	
1981-71	Case W20	1979-69	Caterpillar D4D
1984-80	Case W20B	1984-80	Caterpillar D4E
1984-82	Case W20C	1984-69	Caterpillar D5
1972-69	Case W24	1984-77	Caterpillar D5B
1977-69	Case W24B	1984-69	Caterpillar D6C
1985-77	Case W24C	1984-77	Caterpillar D6D
1977-71	Case W26B	1974-69	Caterpillar D7F
1979-78	Case W36	1984-77	Caterpillar D7G
1974-67	Caterpillar 112F	1984-83	Caterpillar FB227
1974-69	Caterpillar 120	1985-83	Cummins Engines V Series
1984-73	Caterpillar 120G	1978-71	Drott Mfg. 35C
1973-69	Caterpillar 12F	1978-71	Drott Mfg. 40C
1984-73	Caterpillar 12G	1975-71	Drott Mfg. 50C
1984-73	Caterpillar 130G	1975-71	Drott Mfg. X880
1974-70	Caterpillar 140	1983-81	Fiat-Allis 10C
1984-73	Caterpillar 140G	1983-79	Fiat-Allis 10CL
1973-69	Caterpillar 14E	1983-79	Fiat-Allis 10CTA
1984-73	Caterpillar 14G	1983	Fiat-Allis FD-10C
1970-68	Caterpillar 1670	1983-81	Fiat-Allis FG-75
1974-68	Caterpillar 1673	1983-81	Fiat-Allis FG-85
1977-71	Caterpillar 1673C	1983-81	Fiat-Allis FG-95
1974-67	Caterpillar 1674	1983-81	Fiat-Allis FL-10C
1970-65	Caterpillar 1676	1983-81	Fiat-Allis FR-15
1984-76	Caterpillar 215	1987-83	Grove Mfg. RT-500
1984-80	Caterpillar 215B	1987-83	Grove Mfg. RT-625
1984-72	Caterpillar 225	1987-83	Grove Mfg. RT-865
1984-73	Caterpillar 235	1987-83	Grove Mfg. RT-980
1984-71	Caterpillar 518	1987-83	Grove Mfg. TM-1150
1984-75	Caterpillar 528	1987-83	Grove Mfg. TM-1400
1977-69	Caterpillar 561C	1987-83	Grove Mfg. TMS-250
1984-78	Caterpillar 561D	1987-83	Grove Mfg. TMS-865
1974-72	Caterpillar 571F	1985-72	International 175C
1985-75	Caterpillar 571G	1979-71	International 412
1974-72	Caterpillar 572F	1987-80	International 412B
1985-75	Caterpillar 572G	1985-80	International 431
1984	Caterpillar 613C	1985-80	International 433
1974-69	Caterpillar 621	1985-83	International 433B
1974-70	Caterpillar 627	1985-80	International 442
1984-73	Caterpillar 627B	1985-80	International 444
1984-75	Caterpillar 637D	1985-78	International 530
1981-69	Caterpillar 814	1985-78	International 540
1984-70	Caterpillar 814B	1985-80	International 560B
1981-70	Caterpillar 815	1979-74	International H-60E
1984-81	Caterpillar 815B	1979-70	International H-65C
1981-70	Caterpillar 816	1979-74	International H-80B
1984-81	Caterpillar 816B	1985-80	International TD-12
1984-69	Caterpillar 920	1985-72	International TD-15C
1984-69	Caterpillar 930	1976-72	International TD-25C
1984-83	Caterpillar 936	1985-80	International XC-5
1983-69	Caterpillar 941B	1985-80	International XL-175
1981-69	Caterpillar 950	1972-66	John Deere 5020
1984-81	Caterpillar 950B	All	John Deere 6101
1981-71	Caterpillar 951C	All	John Deere 6619
1975-72	Caterpillar 955K	1990-	John Deere 744E
1981-71	Caterpillar 955L	1995-	John Deere 744H
1984-81	Caterpillar 963	1978-75	John Deere 770
1983-68	Caterpillar 966C	1983-78	John Deere 770A
1984-80	Caterpillar 966D	1983-78	John Deere 772A
1984-82	Caterpillar 973	1981-78	John Deere 850
1978-67	Caterpillar 977K	1981-79	John Deere 855
1982-72	Caterpillar 977L	1981-80	John Deere 862
1970-66	Caterpillar 980	1982-	John Deere 862B
1983-70	Caterpillar 980B	1986-78	John Deere 890 / 890A
1974-70	Caterpillar D330	1993-88	John Deere 992D
1974-70	Caterpillar D333	1994-	John Deere 992E LC
1974-70	Caterpillar D334	1974-67	John Deere JD700
1974-70	Caterpillar D336	1974-67	John Deere JD700A
1974-70	Caterpillar D344	1981-75	John Deere JD762

BUYERS GUIDE - STARTERS

YEAR	MAKE / MODEL	YEAR	MAKE / MODEL
3948N - continued		3974N - continued	
1991-85	Subaru 750	1985-82	Clark C500-400 / 450 / 550 / 650
1982-79	Wabco 101G	1957-53	Cockshutt 99D
1973-63	Waukesha H-884	1974-67	Construction Equipment Co. 330-H
3974N		1974-67	Construction Equipment Co. 440
New Starter - Delco, 40MT, DD, 12V, CW, 11 Teeth		1974-67	Construction Equipment Co. 440-H
		1974-69	Construction Equipment Co. 440-HT
1971-60	Allis Chalmers 10000	1974-71	Construction Equipment Co. 444
1971-60	Allis Chalmers 11000	1974-67	Construction Equipment Co. 660-B
1978-65	Allis Chalmers 3400 / 3400 Mark II	1974-67	Construction Equipment Co. 660-BT
1978-71	Allis Chalmers 3500 / 3500 Mark II	1968-67	Construction Equipment Co. 666
1986-79	Allis Chalmers 670	1974-67	Construction Equipment Co. 666-B
1972-59	Austin Western 100	1968-67	Construction Equipment Co. 666-T
1972-59	Austin Western 200	1968-67	Construction Equipment Co. 777
1972-59	Austin Western 300	1974-69	Construction Equipment Co. 777-B
1979-76	Austin Western 301	1974-69	Construction Equipment Co. 777-BT
1972-59	Austin Western 400	1970-67	Construction Equipment Co. CFA-14
1972-60	Austin Western 500	1970-67	Construction Equipment Co. CFA-15
1979-76	Austin Western 501	1985-83	Cummins Engines 855 Series
1971-67	Austin Western 630-CM	1990-83	Cummins Engines L Series
1970-65	Austin Western 650	1985-83	Cummins Engines V Series
1958	Austin Western 88 / 88L	1978-76	Drott Mfg. 40C
1958	Austin Western 99 / 99L	1978-76	Drott Mfg. Cruz-Air 80
1984-70	Case 1000 Travelift	1978-76	Drott Mfg. Cruz-Crane 1500
1981-	Case 1500 Cruz Crane	1978-76	Drott Mfg. Cruz-Crane 1800
1980-76	Case 1500 Cruz Crane	1962-61	Euclid 129W
1981-	Case 1800 Cruz Crane	1966-63	Euclid 15UPM
1980-76	Case 1800 Cruz Crane	1966-63	Euclid 16UPM
1981-	Case 2000 Cruz Crane	1963-55	Euclid 1UD
1980-79	Case 2000 Cruz Crane	1963-61	Euclid 38 SH
1981-	Case 2500 Cruz Crane	1958-56	Euclid 3UOT
1980-79	Case 2500 Cruz Crane	1966-56	Euclid 4UOT
1981-	Case 5500 Cruz Crane	1962-60	Euclid 5UOT
1980-79	Case 5500 Cruz Crane	1967-65	Euclid 60 SH
1984-79	Case 650CA Travelift	1967-64	Euclid 61 SH
1984-70	Case 800 Travelift	1967-64	Euclid 62 SH
1979-70	Case Cruz-Air 80	1967-64	Euclid 63 SH
1967-65	Caterpillar 1670	1967-65	Euclid 65 SH
1967-64	Caterpillar 1673	1967-65	Euclid 66 SH
1984-70	Caterpillar 3406	1966-61	Euclid 6UOT
1990-86	Caterpillar 3408	1962	Euclid 77FDT
1990-86	Caterpillar 3412	1966-56	Euclid 78FOT
1992-75	Champion 562D	1964	Euclid 7UOT
1992-75	Champion 600D	1967-62	Euclid 7UPM
1983-76	Champion 715	1958	Euclid 82FD
1983-76	Champion 715A	1962	Euclid 89W
1985-75	Champion 720	1966-63	Euclid 8UPM
1985-75	Champion 720A	1963-55	Euclid 91FD
1985-75	Champion 740	1958-55	Euclid 93FD
1985-75	Champion 760	1966-63	Euclid 95FD
1973	Clark 301	1966-62	Euclid 9UPM
1973	Clark 501	1966-56	Euclid S-12
1970-69	Clark 75 III	1966-59	Euclid S-7
1974-71	Clark 75 IIIA	1962	Euclid SS-12
1972-71	Clark 75 IIIA	1964-61	Euclid TS-14
1972-71	Clark 75 IV	1964	Euclid TTS-14
1968-67	Clark 85 III	1968-65	Galion 104A
1966-65	Clark 85A	1968-65	Galion 104B
		1957-54	Galion 104D
		1966-65	Galion 118
		1968-65	Galion 118A
		1968-67	Galion 118B
		1957-54	Galion 118D
		1966-65	Galion 118L
		1954	Galion 120
		1968-67	Galion 160B
		1968-65	Galion 160L
		1968-65	Galion T-500A
		1968-65	Galion T-600B

BUYERS GUIDE - STARTERS

YEAR	MAKE / MODEL	YEAR	MAKE / MODEL
3974N - continued		3974N - continued	
1966-65	Galion T-700	1986-78	Massey Ferguson MF-4840
1987-83	Grove Mfg. 2535-IND	1986-78	Massey Ferguson MF-4880
1987-83	Grove Mfg. RT-65 / RT-75	1986-78	Massey Ferguson MF-4900
1987-83	Grove Mfg. TM-875	1958	Oliver 990
1957-56	Huber 5D	1957-55	Oliver 99-D Farm Tractor
1957-56	Huber 6D	1985-79	Peterbilt 362
1957-56	Huber 7D	1977-76	Steiger 103
1972-67	Hy-Dynamic 200	1977-76	Steiger 106
1969-67	Hyster C-450	1977-76	Steiger 107
1969-62	Hyster C-500	1977-76	Steiger 108
1969-67	Hyster C-550	1983-76	Steiger Bearcat III ST220
1966-65	Hyster H-150	1986-85	Steiger Cougar 1000
1969-67	Hyster H-150E	1986-82	Steiger Cougar 280
1966-65	Hyster H-165	1981-80	Steiger Cougar III PTA251
1969-67	Hyster H-165E	1983-81	Steiger Cougar III PTA280
1966-65	Hyster H-180	1985-84	Steiger Cougar IV CS280
1969-67	Hyster H-180E	1985-84	Steiger Cougar IV KM280
All	Hyster H-180H	1985-84	Steiger Cougar IV KS280
1966-65	Hyster H-200	1985	Steiger Cougar KR-1225
1969-67	Hyster H-200E	1985	Steiger Cougar KR-1280
1969-67	Hyster H-200ES	1986-82	Steiger Panther 1000 CP1325
1966-65	Hyster H-225	1986-82	Steiger Panther 1000 CP1360
1969-67	Hyster H-225E	1986-82	Steiger Panther 1000 CP1400
1969-65	Hyster H-250A	1986-82	Steiger Panther 1000 KP1325
1969-67	Hyster H-250E	1986-82	Steiger Panther 1000 KP1360
1969-67	Hyster H-300A	1986-82	Steiger Panther 1000 KP1400
1966-63	Hyster H-360A	1986-82	Steiger Panther 310
1966-63	Hyster H-360AD	1986-82	Steiger Panther 325
1966-63	Hyster H-400A	1982-81	Steiger Panther III PTA310
1966-63	Hyster H-400AD	1980	Steiger Panther III PTA310
1966-63	Hyster H-460AD	1983-74	Steiger Panther III ST310
1977-72	Hyster H-700	1983-76	Steiger Panther III ST320
1977-72	Hyster H-800A	1983-76	Steiger Panther III ST325
1976-65	Hyster M-500	1985-83	Steiger Panther IV CM325
1976-65	Hyster M-600	1985-83	Steiger Panther IV CM360
1969-67	Hyster P-125A	1985-84	Steiger Panther IV CS325
1969-67	Hyster P-150A	1985-84	Steiger Panther IV CS360
1969-67	Hyster P-165A	1985-83	Steiger Panther IV KM325
1969-67	Hyster P-180A	1985-83	Steiger Panther IV KM360
1969-67	Hyster P-185A	1985-84	Steiger Panther IV KS325
1983-82	International 7588	1985-84	Steiger Panther IV KS360
1983-82	International 7788	1981-78	Steiger PT220
1973-70	International H-50C	1981-78	Steiger PT251
1973-70	International H-65C	1981-78	Steiger PT310
1969	International H-80	1981-78	Steiger PT320
1973-70	International H-80A	1981-78	Steiger PT325
1974	International T-500	1981-78	Steiger ST220
1979-75	International T-800S	1981-78	Steiger ST251
1985-69	International TD-225SL	1981-78	Steiger ST310
1985-69	International TD-300SL	1981-78	Steiger ST320
1961-60	International UDT-817	1981-78	Steiger ST325
1972-67	International UDT-817B	1971-68	Terex 81 SH
1984-74	John Deere 425 Hay Cuber	1971-68	Terex 82 SH
1984-82	John Deere 8650	1971-68	Terex 83 SH
1984-82	John Deere 8850	1971-68	Terex 84 SH
All	John Deere 8955T / A	1975-71	Terex S-11E
1966-65	Le Tourneau-Westinghouse 330-H	1978-68	Terex TS-14
1966-65	Le Tourneau-Westinghouse 440	1978-76	Terex TS-14B
1966-65	Le Tourneau-Westinghouse 440-H	1970-68	Terex TTS-14
1966-65	Le Tourneau-Westinghouse 440-HT	1985-83	Versatile 555
1966-65	Le Tourneau-Westinghouse 660-B	1977-73	Versatile 700
1966-65	Le Tourneau-Westinghouse 660-BT	1977-76	Versatile 750
1966-65	Le Tourneau-Westinghouse 666	1977-71	Versatile 800
1966-65	Le Tourneau-Westinghouse 666T	1977-76	Versatile 825
1966-65	Le Tourneau-Westinghouse 777	1984-78	Versatile 835
1966-65	Le Tourneau-Westinghouse 777T	1977-71	Versatile 850
1966-65	Le Tourneau-Westinghouse CFA-14	1984-78	Versatile 855
1984-80	Massey Ferguson MF-4800	1984-78	Versatile 875

BUYERS GUIDE - STARTERS

YEAR MAKE / MODEL

3974N - continued

1985-80	Versatile 895
1977-71	Versatile 900
1983	Versatile 925
1984-78	Versatile 935
1984-83	Versatile 945
1984-77	Versatile 950
1984-83	Versatile 955
1984-83	Versatile 975
1981-79	Wabco 444
1981-79	Wabco 555
1981	Wabco 666
1981-79	Wabco 700
1981-79	Wabco 777
1967-63	Waukesha 135
1985-63	Waukesha F-1197
1974-68	Waukesha H-1077
1957-55	White (Oliver) 99-D Farm Tractor
1968-67	Whiting Corporation 7TM

4033N

New Starter - Delco, DD, 6V, CCW, 10 Teeth



1957-55	Case 220
1957-55	Case 230
1964-58	International 140 (F&I)
1964-60	International 140HC (F&I)
1959-58	International 240 (F&I)
1956-54	International Farmall 100
1956-54	International Farmall 100HC
1958-56	International Farmall 130
1958-56	International Farmall 130HC
1961-58	International Farmall 140
1956-54	International Farmall 200
1958-56	International Farmall 230
1959-58	International Farmall 240
1954-45	International Farmall A
1947-39	International Farmall B
1954-52	International Farmall C
1954-47	International Farmall Super A
1954-51	International Farmall Super C

4046N

New Starter - Delco, 10MT, DD, 12V, CW, 9 Teeth

**PHOTOGRAPH
NOT AVAILABLE
AT THIS TIME**

1986-74	Allis Chalmers AC-C 20 / 25 / 30
1986-75	Allis Chalmers AC-C 35 / 40 / 45 / 50 / 55
1981-75	Allis Chalmers AC-C 60 / 70 / 80 / 100 / 120
1981-75	Allis Chalmers AC-C 60C / 70C / 100C
1981-79	Allis Chalmers AC-P 110
1981-79	Allis Chalmers AC-P 130
1981-79	Allis Chalmers AC-P 150
1985-74	Allis Chalmers AC-P 20 / 25 / 30
1985-75	Allis Chalmers AC-P 40 / 50
1981-75	Allis Chalmers AC-P 60 / 70 / 80

YEAR MAKE / MODEL

4046N - continued

1981-75	Allis Chalmers AC-S 100 / 120
1985-79	Allis Chalmers AC-S 70
1966-65	Clark C20 Series
1965-64	Clark C25 Series
1966-65	Clark C30 Series
1966-65	Clark C40 Series
1966	Clark C50 Series
1965-64	Clark C60 Series
1966-64	Clark CF20 Series
1965-64	Clark CF25 Series
1966	Clark CF30 Series
1966	Clark CF40 Series
1966	Clark CF50 Series
1965-63	Clark CFY60 Series
1966	Clark CT20 Series
1966	Clark CT30 Series
1966	Clark CT40 Series
1966	Clark CT50 Series
1965	Clark CY20 Series
1965-63	Clark CY30 Series
1965	Clark CY40 Series
1965	Clark CY60 Series
1981-	Teledyne - Continental F-163
1981-	Teledyne - Continental F-227
1981-	Teledyne - Continental F-245
1980-69	Teledyne - Continental F4
1980-69	Teledyne - Continental F6
1985-83	Teledyne - Continental TC-56
1986-81	Teledyne - Continental Y-112
1980-65	Teledyne - Continental Y4

4132N

New Starter - Delco, DD, 6V, CCW, 10 Teeth



1953-39	International Farmall H
1953-39	International Farmall HV
1952-39	International Farmall M
1954-52	International Farmall MTA
1954-40	International Farmall MV
1953	International Farmall Super H
1953	International Farmall Super HV
1951-40	International International I-4
1951-40	International McCormick O-4
1951-40	International McCormick O-6
1951-40	International McCormick O-9
1951-40	International McCormick OS-4
1951-40	International McCormick OS-6
1951-40	International McCormick Super W-4
1951-46	International McCormick Super W-6 / W-6TA
1951-46	International McCormick Super W-9 / WR-9

BUYERS GUIDE - STARTERS

YEAR MAKE / MODEL

YEAR MAKE / MODEL

4162N

New Starter - Delco, 10MT, DD, 12V, CW, 9 Teeth



1972-65 Austin Western 10-12T
 1972-65 Austin Western 10-14T
 1972-65 Austin Western 12-14T
 1972-65 Austin Western 210
 1972-65 Austin Western 220
 1972-65 Austin Western 410
 1972-71 Austin Western 4100
 1972-71 Austin Western 4125
 1968-65 Austin Western 5-8T
 1972-67 Austin Western 615
 1971-67 Austin Western 630-CM
 1972-65 Austin Western 8-10T
 1972-65 Austin Western 8-12T
 1975-71 Drott Mfg. 200RF2
 1975-71 Drott Mfg. 250RF2
 1975-71 Drott Mfg. Travelift 1000
 1975-71 Drott Mfg. Travelift 250
 1975-71 Drott Mfg. Travelift 600
 1975-71 Drott Mfg. Travelift 650
 1975-71 Drott Mfg. Travelift 800
 1969-65 Elgin Sweeper Fleetwing
 1970-63 Elgin Sweeper H Street King
 1979-65 Elgin Sweeper Pelican
 1979-65 Elgin Sweeper White Wing
 1971-60 International UV-345
 1971 International UV-392
 1970-69 International UV-395
 1964-63 Towmotor Model 850
 1964-63 Towmotor Model 950

4167N

New Starter - Delco, 10MT, DD, 12V, CW, 9 Teeth

**PHOTOGRAPH
NOT AVAILABLE
AT THIS TIME**

1993-83 Bobcat 443
 1998-93 Bobcat 443B
 1998-94 Bobcat 453C
 1993-88 Bobcat 542B
 1993-82 Bobcat 543
 1994-93 Bobcat 543B
 1986-81 Bobcat 642
 1992-86 Bobcat 642B
 1990-81 Bobcat 742
 1995-91 Bobcat 742B
 1985-82 Clark 443
 1994-87 Clark 443B
 1993-88 Clark 542B
 1982-81 Clark 543
 1993-83 Clark 543B
 1985-83 Clark 642
 1987-86 Clark 642B
 1990-81 Clark 742
 1995-91 Clark 742B


4224N

New Starter - Delco, 10MT, DD, 12V, CW, 9 Teeth

**PHOTOGRAPH
NOT AVAILABLE
AT THIS TIME**

1965- Baker FGD-30
 1965- Baker FGD-55
 1967- Baker FGF-30
 1967- Baker FGF-50
 1965- Baker FGF-60
 1965- Baker FGF-80
 1967- Baker FIA-20
 1967- Baker FIA-30
 1965- Baker FID-30
 1965- Baker FID-55
 1965- Baker FID-60
 1965- Baker FID-80
 1967- Baker FIF-30
 1967- Baker FIF-50
 1965- Baker FIF-60
 1965- Baker FIF-80
 1967- Baker FJA-20
 1967- Baker FJA-30
 1967- Baker FJD-20
 1965- Baker FJD-30
 1965- Baker FJD-55
 1965- Baker FJD-60
 1965- Baker FJD-80
 1965- Baker FJF-20
 1965- Baker FJF-30
 1965- Baker FJF-50
 1965- Baker FJF-60
 1965- Baker FJF-80
 1967- Baker FMD-20
 1965- Baker FMD-30
 1965- Baker FMD-55
 1965- Baker FMD-60
 1965- Baker FMD-80
 1967- Baker FMF-20
 1967- Baker FMF-30
 1967- Baker FMF-50
 1965- Baker FMF-60
 1965- Baker FMF-80
 1980-71 Caterpillar 540S
 1980-71 Caterpillar 600S
 1980-71 Caterpillar 670S
 1972-69 Caterpillar 760P
 1972-69 Caterpillar 860P
 1972-69 Caterpillar 960P
 1981-79 Caterpillar T100C
 1981-79 Caterpillar T120C
 1972-69 Caterpillar T30
 1981-79 Caterpillar T30B, C
 1981-79 Caterpillar T35B, C
 1972-69 Caterpillar T40
 1981-79 Caterpillar T40B, C
 1981-79 Caterpillar T45B, C
 1972-69 Caterpillar T50
 1981-79 Caterpillar T50B, C
 1981-79 Caterpillar T55B, C
 1972-69 Caterpillar T60
 1981-79 Caterpillar T60B, C
 1981-79 Caterpillar T70C
 1981-79 Caterpillar T80C
 1981-79 Caterpillar T90C
 1972-69 Caterpillar V30

BUYERS GUIDE - STARTERS

YEAR	MAKE / MODEL	YEAR	MAKE / MODEL
4224N - continued		4234N	
1980-79	Caterpillar V30B	New Starter - Delco, 10MT, DD, 12V, CW, 9 Teeth	
1980-79	Caterpillar V35B		
1972-69	Caterpillar V40		
1980-79	Caterpillar V40B	1968-67	Clark 35
1972-69	Caterpillar V41	1973	Clark 970
1980-79	Caterpillar V45B	1971-66	Clark C100 Series
1972-69	Caterpillar V50	1971-66	Clark C120 Series
1980-79	Caterpillar V50B	1971-67	Clark C20 Series
1972-69	Caterpillar V51	1970-67	Clark C30 Series
1972-69	Caterpillar V60	1986-75	Clark C300-30 / 40 / 50
1986-75	Clark IT40B	1982-77	Clark C300-Y40 / 50
1972	International UC-263B	1970-67	Clark C40 Series
1972	Terex 540	1970-67	Clark C50 Series
1972	Terex 600	1986-72	Clark C500-100 / 110 / 120
1972	Terex 670	1986-72	Clark C500-20 / 25
1972	Terex 760-P	1978-72	Clark C500-200
1972	Terex 860-P	1982-72	Clark C500-30
1972	Terex 960-P	1982-77	Clark C500-60 / 70 / 80
1972	Terex T-30	1976-72	Clark C500-F20 / 25
1972	Terex T-40	1976-72	Clark C500-H60 / 70 / 80
1972	Terex T-50	1986-72	Clark C500-Y100
1972	Terex T-60	1981-72	Clark C500-Y120 / 130 / 135 / 150
1972	Terex V-30	1986-72	Clark C500-Y20 / 25 / 30
1972	Terex V-40	1976-72	Clark C500-YF20 / 25 / 30
1972	Terex V-41	1970-66	Clark C60 Series
1972	Terex V-50	1970-66	Clark C70 Series
1972	Terex V-51	1970-66	Clark C80 Series
1972	Terex V-60	1971-67	Clark CF20 Series
1972-69	Towmotor Model 540	1970-67	Clark CF30B Series
1980-71	Towmotor Model 540S	1970-67	Clark CF40B Series
1972-69	Towmotor Model 600	1970-67	Clark CF50B Series
1980-71	Towmotor Model 600S	1970-66	Clark CF60 Series
1972-69	Towmotor Model 670	1970-66	Clark CF70 Series
1980-71	Towmotor Model 670S	1970-66	Clark CF80 Series
1972-69	Towmotor Model 760P	1968-67	Clark CH30C Series
1972-69	Towmotor Model 860P	1968-67	Clark CH40C Series
1972-69	Towmotor Model 960P	1968-67	Clark CH50C Series
1972-69	Towmotor T30	1970-66	Clark CH60 Series
1972-69	Towmotor T40	1970-66	Clark CH70 Series
1972-69	Towmotor T50	1970-66	Clark CH80 Series
1972-69	Towmotor T60	1987-82	Clark CK30
1972-69	Towmotor V30	1982-70	Clark Clarkat
1972-69	Towmotor V40	1978-67	Clark Clarkette
1972-69	Towmotor V41	1966	Clark CT20 Series
1972-69	Towmotor V50	1966	Clark CT30 Series
1972-69	Towmotor V51	1966	Clark CT40 Series
1972-69	Towmotor V60	1966	Clark CT50 Series
1974-69	White MA-30	1971	Clark CY(F)20 Series
1974-69	White MA-40	1971-66	Clark CY100 Series
1974-69	White MA-50	1971-66	Clark CY120 Series
1974-69	White MA-60	1971-66	Clark CY20 Series
1974-69	White WC-30	1971-67	Clark CY25 Series
1974-69	White WC-40	1970-69	Clark CY30B Series
1974-69	White WC-50	1970-69	Clark CY40B Series
1969	White (Rio Division) MA-30	1970-69	Clark CY50B Series
1969	White (Rio Division) MA-40	1970-66	Clark CY60 Series
1969	White (Rio Division) MA-50	1970-66	Clark CY70 Series
1969	White (Rio Division) MA-60	1970-66	Clark CY80 Series
1969	White (Rio Division) WC-30	1966	Clark HUT100 Series
1969	White (Rio Division) WC-40		
1969	White (Rio Division) WC-50		

BUYERS GUIDE

BUYERS GUIDE - STARTERS

YEAR MAKE / MODEL

YEAR MAKE / MODEL

4234N - continued

1966 Clark HUT60 Series
1966 Clark HUT70 Series
1966 Clark HUT80 Series
1971-67 Clark IT30
1971-67 Clark IT40
1974-72 Clark IT40B
1966 Clark UT100 Series
1966 Clark UT60 Series
1966 Clark UT70 Series
1966 Clark UT80 Series
1966 Clark Y100 Series
1966 Clark Y60 Series
1988-86 Lister-Petter HR2 / HR3 Series
1968 Minneapolis Moline MA-30
1968 Minneapolis Moline MA-40
1968 Minneapolis Moline MA-50
1981- Teledyne - Continental F-163
1981- Teledyne - Continental F-227
1981- Teledyne - Continental F-245
1980-69 Teledyne - Continental F4
1980-69 Teledyne - Continental F6
1985-83 Teledyne - Continental TC-56
1986-81 Teledyne - Continental Y-112
1980-65 Teledyne - Continental Y4
1981 White MA-20
1981-69 White MA-30
1981-75 White MA-30H
1981-75 White MA-35
1981-69 White MA-40
1981-75 White MA-45
1981-69 White MA-50
1981-75 White MA-55
1974-69 White MA-60
1981-75 White MA-60S
1974-69 White WC-30
1974-69 White WC-40
1974-69 White WC-50
1969 White (Rio Division) MA-30
1969 White (Rio Division) MA-40
1969 White (Rio Division) MA-50
1969 White (Rio Division) MA-60
1969 White (Rio Division) WC-30
1969 White (Rio Division) WC-40
1969 White (Rio Division) WC-50

4253N

New Starter - Delco, 10MT, DD, 12V, CW, 9 Teeth

**PHOTOGRAPH
NOT AVAILABLE
AT THIS TIME**

1978-69 Clark CTA6E
1978-75 Clark IT60
1978-75 Clark IT70
1978-75 Clark IT80

4318N

New Starter - Delco, 20MT, DD, 12V, CW, 10 Teeth

**PHOTOGRAPH
NOT AVAILABLE
AT THIS TIME**

1988-80 Case 1835
1988-82 Case 1835B
1982-75 Case 1845

4318N - continued

1982-75 Case 1845S
1982-79 Case 188D
1970-64 Case 310G
1981- Case 3300 Cruz Crane
1981- Case 3330 Cruz Crane
1978-73 Case 350
1978-67 Case 450
1975-74 Case 480B
1980-76 Case 480C
1988-79 Case 480C Construction King
1988-79 Case 480D Construction King
1988-79 Case 480LL Construction King
1976-71 Case 580B Construction King
1980-75 Case 580C Construction King
1988-75 Case 584C
1988-75 Case 584D
1988-75 Case 585C
1988-75 Case 585D
1988-75 Case 586C
1988-75 Case 586D

4337N

New Starter - Delco, 10MT, DD, 12V, CW, 9 Teeth

**PHOTOGRAPH
NOT AVAILABLE
AT THIS TIME**

1962-61 Hyster H-100B
1969-63 Hyster H-100C
1986-85 Hyster H10-150F
All Hyster H110F
1962-61 Hyster H-120B
1969-63 Hyster H-120C
All Hyster H-130F
1986-85 Hyster H-150-275F
All Hyster H-150F
1986-85 Hyster H-160-110E
1976-73 Hyster H-30H
1986-85 Hyster H40-60JS
1976-73 Hyster H-40H
1976-73 Hyster H-50H
1976-72 Hyster H-60
1969-67 Hyster H-60C
1966-63 Hyster H-60CP
1976-73 Hyster H-60H
1976-72 Hyster H-70
1969-67 Hyster H-70C
1966-63 Hyster H-70CP
1976-72 Hyster H-80
1969-67 Hyster H-80C
1966-63 Hyster H-80CP
1977-72 Hyster KE-100 Kerry Crane
1977-72 Hyster P-60
1969-67 Hyster P-60A
1977-72 Hyster P-80
1977-72 Hyster S-100
1962-61 Hyster S-100A
1962-61 Hyster S-100AP
1969-67 Hyster S-100B
1977-72 Hyster S-125
1977-72 Hyster S-150
1985- Hyster S-30
1977-72 Hyster S-30
1985- Hyster S-40
1977-72 Hyster S-40
1977-72 Hyster S-50

BUYERS GUIDE - STARTERS

YEAR	MAKE / MODEL	YEAR	MAKE / MODEL		
4337N - continued		4388N			
1985-	Hyster S-50F	New Starter - Delco, 10MT, DD, 12V, CW, 9 Teeth			
1977-63	Hyster S-60	PHOTOGRAPH NOT AVAILABLE AT THIS TIME			
1969-67	Hyster S-60B				
1985-	Hyster S-60ES				
1966-63	Hyster S-60PS				
1977-63	Hyster S-70				
1969-67	Hyster S-70B				
1966-63	Hyster S-70PS				
1977-63	Hyster S-80				
1969-67	Hyster S-80B				
1966-63	Hyster S-80PS				
1992-88	Hyster Various Models				
1964-62	Whiting Corporation 5TM				
4342N				1974-66	Clark Ranger 40
New Starter - Delco, 10MT, DD, 12V, CW, 9 Teeth				1974-66	Clark Ranger 60
PHOTOGRAPH NOT AVAILABLE AT THIS TIME		1970-65	Drott Mfg. Go-Devil		
		1977-69	Elgin Sweeper Eductor		
		1970-69	Elgin Sweeper H Street King		
		1979-69	Elgin Sweeper Pelican		
		1979-69	Elgin Sweeper White Wing		
		1973-70	Hesston 420		
		1973-70	Hesston 520		
		1973-70	Hesston 620		
		1966	Hough H-50C		
		1979-69	International H-30B		
		1979-69	International H-30F		
		1979-69	International H-30R		
		1979-74	International H-50C		
		1965-57	International Model 50 Forage Harvester		
1965-	Baker FGD-30	1972	International UC-175		
1965-	Baker FGD-55	1972	International UC-200		
1967-	Baker FGF-30	1969-65	International UC-221		
1967-	Baker FGF-50	1972-70	International UC-221B		
1965-	Baker FGF-60	1970-65	International UC-263		
1965-	Baker FGF-80	1971-70	International UC-263B		
1967-	Baker FIA-20	1969-63	International UC-301		
1967-	Baker FIA-30	1971-70	International UC-301B		
1965-	Baker FID-30	1970-63	John Deere 105		
1965-	Baker FID-55	1963-60	John Deere 3010		
1965-	Baker FID-60	1968-63	John Deere 3020		
1965-	Baker FID-80	1971-	John Deere 341		
1967-	Baker FIF-30	1970-60	John Deere 341		
1967-	Baker FIF-50	1970-	John Deere 362		
1965-	Baker FIF-60	1962	John Deere 4010		
1965-	Baker FIF-80	1968-63	John Deere 4020		
1967-	Baker FJA-20	1973-70	John Deere 7700		
1967-	Baker FJA-30	1973-72	John Deere H7		
1967-	Baker FJD-20	1967-65	John Deere JD500		
1965-	Baker FJD-30	1970-67	John Deere JD500A		
1965-	Baker FJD-55	1970-69	John Deere JD500B		
1965-	Baker FJD-60	1970-64	John Deere JD600		
1965-	Baker FJD-80	1969-68	Minneapolis Moline MA-20		
1965-	Baker FJF-20	1977-69	Teledyne - Continental F4		
1965-	Baker FJF-30	1977-69	Teledyne - Continental F6		
1965-	Baker FJF-50	1977-65	Teledyne - Continental Y4		
1965-	Baker FJF-60	1980-69	White MA-20		
1965-	Baker FJF-80	1980-69	White MA-25		
1967-	Baker FMD-20	1980-75	White MA-30		
1965-	Baker FMD-30	1981-73	White MY-40B		
1965-	Baker FMD-55	1981-73	White MY-50B		
1965-	Baker FMD-60	1981-73	White MY-60B		
1965-	Baker FMD-80	1981-73	White MY-70B		
1967-	Baker FMF-20	1981-75	White MY-80B		
1967-	Baker FMF-30	1969	White (Rio Division) MA-20		
1967-	Baker FMF-50				
1965-	Baker FMF-60				
1965-	Baker FMF-80				
1964-63	Clark C20 Series				
1964-63	Clark C25 Series				
1964-63	Clark C30 Series				
1964-63	Clark C40 Series				
1965-63	Clark CFY60 Series				
1964-63	Clark CY20 Series				
1964-63	Clark CY40 Series				
1964-63	Clark CY60 Series				

BUYERS GUIDE - STARTERS

YEAR MAKE / MODEL

YEAR MAKE / MODEL

4398N

New Starter - Delco, 22MT, DD, 12V, CW, 10 Teeth



- 1976-72 Hyster C-350A
- 1976-72 Hyster C-530
- 1976-72 Hyster C-550A
- 1977-72 Hyster H-110
- 1977-72 Hyster H-130
- 1977-72 Hyster H-150
- 1976-65 Hyster H-30
- 1976-73 Hyster H-30H
- 1976-65 Hyster H-40
- 1969-67 Hyster H-40F
- 1976-73 Hyster H-40H
- 1976-65 Hyster H-50
- 1969-67 Hyster H-50F
- 1976-73 Hyster H-50H
- 1976-72 Hyster H-60
- 1969-63 Hyster H-60C
- 1966-63 Hyster H-60CP
- 1976-73 Hyster H-60H
- 1976-72 Hyster H-70
- 1969-63 Hyster H-70C
- 1966-63 Hyster H-70CP
- 1976-72 Hyster H-80
- 1969-63 Hyster H-80C
- 1966-63 Hyster H-80CP
- 1969-65 Hyster KE Kerry Crane
- 1977-72 Hyster KE-100 Kerry Crane
- 1977-72 Hyster P-125
- 1977-72 Hyster P-150
- 1977-72 Hyster P-165
- 1977-72 Hyster P-180
- 1977-65 Hyster P-60
- 1969-67 Hyster P-60A
- 1977-72 Hyster P-80
- 1977-63 Hyster S-100
- 1969-67 Hyster S-100B
- 1966-63 Hyster S-100PS
- 1977-72 Hyster S-125
- 1977-72 Hyster S-150
- 1977-65 Hyster S-60
- 1969-67 Hyster S-60B
- 1966-63 Hyster S-60PS
- 1977-63 Hyster S-70
- 1969-67 Hyster S-70B
- 1966-63 Hyster S-70PS
- 1977-63 Hyster S-80
- 1969-67 Hyster S-80B
- 1966-63 Hyster S-80PS

4439N


New Starter - Delco, DD, 6V, CCW

**PHOTOGRAPH
NOT AVAILABLE
AT THIS TIME**

- 1958-57 Caterpillar DW15

4525N

New Starter - Delco, 10MT, DD, 12V, CW, 10 Teeth



- All Hyster H100E
- 1986-85 Hyster H10-150F
- All Hyster H110E
- 1986-85 Hyster H-160-110E
- 1986-85 Hyster H40-60JS
- 1985- Hyster S-50XL
- 1985- Hyster S-60XL
- 1992-88 Hyster Various Models

4556N

New Starter - Delco, SD300, DD, 12V, CW, 10 Teeth

**PHOTOGRAPH
NOT AVAILABLE
AT THIS TIME**

- 1981-79 Caterpillar T100C
- 1981-79 Caterpillar T120C
- 1981-79 Caterpillar T30B, C
- 1981-79 Caterpillar T35B, C
- 1981-79 Caterpillar T40B, C
- 1981-79 Caterpillar T45B, C
- 1981-79 Caterpillar T50B, C
- 1981-79 Caterpillar T55B, C
- 1981-79 Caterpillar T60B, C
- 1981-79 Caterpillar T70C
- 1981-79 Caterpillar T80C
- 1981-79 Caterpillar T90C
- 1981-79 Caterpillar TC60C
- 1981-79 Caterpillar V30A
- 1981-79 Caterpillar V30C
- 1981-79 Caterpillar V35A
- 1981-79 Caterpillar V35C
- 1981-79 Caterpillar V40C
- 1981-79 Caterpillar V41
- 1981-79 Caterpillar V45C
- 1981-79 Caterpillar V50C
- 1981-79 Caterpillar V51
- 1981-79 Caterpillar V55B
- 1981-79 Caterpillar V55C
- 1981-79 Caterpillar V60B


4882N

New Starter - Delco, 30MT EXT ROT, DD, 12V, CW, 12 Teeth

**PHOTOGRAPH
NOT AVAILABLE
AT THIS TIME**

- 1979-74 Allis Chalmers D-175
- 1979-74 Allis Chalmers D-262
- 1979-75 Austin Western 101
- 1979-78 Austin Western 714
- 1984-82 Case 250 Travelift
- 1986-82 Case 40LC

BUYERS GUIDE - STARTERS

YEAR	MAKE / MODEL	YEAR	MAKE / MODEL
4882N - continued		4930N - continued	
1985-82	Case 40R	1978-70	Caterpillar 773
1984-82	Case 500 Travelift	1996-78	Caterpillar 773B
1984-82	Case 650 Travelift	1985-78	Caterpillar 824C
1984-75	Clark 35C	1985-78	Caterpillar 825C
1984-75	Clark 45C	1985-78	Caterpillar 826C
1978-75	Clark 55B	1996-75	Caterpillar 834B
1984-79	Clark 55C	1982-78	Caterpillar 983B
1987-83	Grove Mfg. 1012-IND	1976-69	Caterpillar 988
1987-83	Grove Mfg. 36-IND	1993-69	Caterpillar 988B
1987-83	Grove Mfg. TM-200C	1973-70	Caterpillar 992
1992-86	Trackmobile 4000 Super	1979-73	Caterpillar 992B
4930N		1996-77	Caterpillar 992C
New Starter - Delco DD, 24 Volt, CW, 11-Tooth Pinion		1974-70	Caterpillar D342
		1974-70	Caterpillar D343
1973-69	Allis Chalmers 460C	1974-70	Caterpillar D346
1972-60	Allis Chalmers HD-16	1974-70	Caterpillar D353
1973	Allis Chalmers HD-16DD	1996-86	Caterpillar D8N
1972-68	Allis Chalmers HD-16DP	2006-01	Caterpillar D8R
1970-69	Allis Chalmers HD-16P	1986-81	Clark 275K
1973	Allis Chalmers HD-16PS	1966-65	Clark 310
1973-60	Allis Chalmers HD-21	1974-65	Clark 310 III
1973-68	Allis Chalmers HD-21G	1974-71	Clark 310 III H
1973-70	Allis Chalmers HD-41	1974-73	Clark 330 III H
1979	Case 120C	1986-79	Clark 380
1982-79	Case 120D	1978-67	Clark 380 III
1993-86	Case 9150	1978-73	Clark 380 IIIA
1991-87	Case 9190	1966-65	Clark 380-2 III
1988-72	Caterpillar 245	1974-73	Clark 380C III
1995-86	Caterpillar 3406	1974-67	Clark 410
1997-74	Caterpillar 3408	1972-67	Clark 475 III
1997-74	Caterpillar 3412	1986-75	Clark 475B
1993-86	Caterpillar 3508	1986	Clark 475C
1993-86	Caterpillar 3512	1968-65	Clark 480
1993-86	Caterpillar 3516	1977-70	Clark 675
1986-85	Caterpillar 621B	1986-79	Clark 675B
1993-86	Caterpillar 621E	1974-67	Construction Equipment Co. BPA-11
1993-86	Caterpillar 623E	1974-67	Construction Equipment Co. BPA-5
1985-73	Caterpillar 631D	1974-67	Construction Equipment Co. BPA-7
1998-85	Caterpillar 631E	1974-67	Construction Equipment Co. BPA-8
1985-75	Caterpillar 633D	1968-67	Construction Equipment Co. BPH-5
1999-86	Caterpillar 637E	1974-71	Construction Equipment Co. CFA-13
1984-79	Caterpillar 639D	1970-67	Construction Equipment Co. CFA-14
1981-70	Caterpillar 641B	1971-67	Construction Equipment Co. CFA-15
1984-70	Caterpillar 651B	1974-71	Construction Equipment Co. CFA-19
2000-85	Caterpillar 651E	1992-83	Cummins Engines K Series
1984-70	Caterpillar 657B	1992-84	Dresser 550
2000-85	Caterpillar 657E	1992-85	Dresser 560B
1978-70	Caterpillar 660B	1993-87	Dresser TD25G
1978-70	Caterpillar 666B	1993-87	Dresser TD40
1974-71	Caterpillar 768B	1978-76	Drott Mfg. 120C
1996-79	Caterpillar 768C	1962-61	Euclid 137W
1974-72	Caterpillar 769B	1966-61	Euclid 138W
1996-79	Caterpillar 769C	1962-61	Euclid 141W
1999-95	Caterpillar 769D	1966-64	Euclid 144W
1997-92	Caterpillar 771C	1966-63	Euclid 146W
1978-71	Caterpillar 772	1972-69	Euclid 201LDT
1996-78	Caterpillar 772B	1971-69	Euclid 201TD
		1967-61	Euclid 34LDT
		1967-60	Euclid 36LDT
		1966-64	Euclid 38LOT
		1966-61	Euclid 39LOT
		1966-64	Euclid 40LOT
		1967-61	Euclid 41LDT
		1967-63	Euclid 43LDT
		1966-64	Euclid 44LDT
		1967-63	Euclid 45LDT
		1967-64	Euclid 46LDT
		1972-64	Euclid 49LDT

BUYERS GUIDE - STARTERS

YEAR MAKE / MODEL

YEAR MAKE / MODEL

4930N - continued

4930N - continued

1967-64 Euclid 51LDT
 1967-65 Euclid 53LDT
 1967-65 Euclid 60 SH
 1967-64 Euclid 61 SH
 1967-64 Euclid 62 SH
 1967-64 Euclid 63 SH
 1967-65 Euclid 65 SH
 1967-65 Euclid 66 SH
 1966-65 Euclid 6UOT
 1966-63 Euclid 71TD
 1967-65 Euclid 74TD
 1967-65 Euclid 75TD
 1966-64 Euclid C260
 1970-69 Euclid R-35
 1966-61 Euclid S-24
 1966-64 Euclid S-28
 1963-61 Euclid SS-33
 1966-64 Euclid SS-40
 1964 Euclid SS-40A
 1966-64 Euclid TS-28
 1964-63 Euclid TSS-40
 1976-74 Fiat-Allis 460C
 1980-79 Fiat-Allis 745
 1980 Fiat-Allis 945
 1984-80 Fiat-Allis 945B
 1985-81 Fiat-Allis FD-20
 1993-81 Fiat-Allis FD-30
 1988-83 Fiat-Allis FE-40
 1985-79 Fiat-Allis FL-20
 1986-81 Fiat-Allis FR-20
 1992-81 Fiat-Allis FR-35
 1985-83 Fiat-Allis FS-11
 1985-81 Fiat-Allis FS-20
 1985-81 Fiat-Allis FS-21
 1985-81 Fiat-Allis FS-22
 1985-81 Fiat-Allis FS-23
 1982-74 Fiat-Allis HD-16DD / PS
 1973-60 Fiat-Allis HD-16DP
 1982-74 Fiat-Allis HD-21
 1985-76 Fiat-Allis HD-31
 1985-78 Fiat-Allis HD-41
 1987-83 Grove Mfg. TM-1400
 1966-65 Hough D-500
 1964-63 Ingersoll Rand DL-1200
 1979-73 International 350
 1982-80 International 350B
 1969-68 International D-400
 1974-68 International D-500
 1968 International H-400
 1974-70 International H-400B
 1979-75 International H-400C
 1980- International PH 350B
 1979-65 International PH-180
 1989-81 John Deere 844
 1986-83 John Deere 8955
 All John Deere 8955T / A
 1989-83 John Deere 990 Utility Tractor
 2001-85 Komatsu D85E-12
 1966-65 Le Tourneau-Westinghouse BPH-5
 1966-65 Le Tourneau-Westinghouse BPH-7
 1966-65 Le Tourneau-Westinghouse CFA-14
 1980-64 Murphy Diesel 852
 1980-64 Murphy Diesel 862
 1980-64 Murphy Diesel 872
 1980-66 Murphy Diesel MP-11
 1980-66 Murphy Diesel MP-12
 1980-64 Murphy Diesel MP-20
 1980-64 Murphy Diesel MP-21

1980-64 Murphy Diesel MP-22
 1980-64 Murphy Diesel MP-24
 1985-82 Steiger Tiger 450
 1985-82 Steiger Tiger 470
 1981-78 Steiger Tiger III
 1983-77 Steiger Tiger III ST450
 1983-78 Steiger Tiger III ST470
 1986-84 Steiger Tiger IV KP525
 1979-72 Terex 33-07
 1979-76 Terex 33-19
 1971-68 Terex 39LOT
 1971-68 Terex 43LOT
 1978-76 Terex 72-71B
 1978-71 Terex 72-81
 1970-68 Terex 72-81AA
 1975-71 Terex 82-40EA
 1979-73 Terex 82-50
 1978-68 Terex S-24
 1978-71 Terex S-24A
 1978-76 Terex S-24B
 1975-71 Terex S-32
 1978-71 Terex S-35E
 1975-68 Terex TS-24
 1978-76 Terex TS-24A
 1978-71 Terex TS-32
 1985-81 Versatile 1150
 1992-86 Versatile 1156
 1987-79 Wabco 120 Ton
 1987-79 Wabco 170 Ton
 1982-79 Wabco 333
 1982-79 Wabco 339
 1987-79 Wabco 35 Ton
 1982-79 Wabco 353FT
 1987-79 Wabco 50 Ton
 1987-79 Wabco 65 Ton
 1987-79 Wabco 75 Ton
 1987-79 Wabco 85 Ton
 1973-63 Waukesha F-1197
 1973-63 Waukesha F-1905
 1966-63 Waukesha F-2894
 1989-68 Waukesha F-2895
 1989-79 Waukesha F-3335D
 1965-63 Waukesha F-3520G
 1989-68 Waukesha F-3521
 1978-68 Waukesha H-1077
 1978-68 Waukesha L-1616
 1974-67 Waukesha L-5100D
 1989-68 Waukesha L-5108G
 1965-63 Waukesha L-5788
 1989-67 Waukesha L-5790
 1978-75 Waukesha L-5792
 1970-68 Waukesha L-5890
 1989-79 Waukesha L-6670D
 1965-63 Waukesha L-7040G
 1989-67 Waukesha L-7042G
 1978-71 Waukesha P-2154

4943N

New Starter - Delco, 10MT, DD, 12V, CW, 10 Teeth

**PHOTOGRAPH
NOT AVAILABLE
AT THIS TIME**

1976-72 Hyster H-30
 1976-72 Hyster H-40
 1976-72 Hyster H-50

BUYERS GUIDE - STARTERS

YEAR MAKE / MODEL

4943N - continued

1976-72 Hyster H-60

4971N

New Starter - Delco, 30MT INT ROT, DD, 12V, CW, 10 Teeth

**PHOTOGRAPH
NOT AVAILABLE
AT THIS TIME**

1973-71 Allis Chalmers M65
 1972 Austin Western 105
 1972 Austin Western 110
 1970-68 Case 503
 1970-65 Drott Mfg. Yumbo #30
 1970-69 Elgin Sweeper H Street King
 1974-69 Elgin Sweeper Pelican
 1974-69 Elgin Sweeper White Wing
 1968-67 Galion 10-14 Ton
 1968-67 Galion 13-20 Ton
 1968-67 Galion 303G
 1968-67 Galion 503D
 1968-67 Galion 5-8 Ton
 1968-67 Galion 8-12 Ton
 1968-65 Galion Chief 3
 1968-65 Galion Pneumatic Rollers
 1968-65 Galion Warrior 3
 1972 International 2500A-D
 1972 International 2500B-D
 1970-68 International 403
 1978-67 International 416
 1978-67 International 422
 1973-70 International 454D
 1969-68 International 503
 1972-70 International 574D
 1971 International 615D
 1968 International H-60B
 1972-71 International I-3400DA
 1972-71 International I-3500DA
 1972-71 International I-4000DB
 1982-75 International I-4500AD
 1982-75 International I-4500BD
 1972-71 International I-8000DB
 1971-68 International UD-236
 1973-68 International UD-282

5921N

New Starter - United Technologies, PMDD, 12V, CW, 10 Teeth



1993-91 New Holland L454
 2003-97 Snorkel TB50

YEAR MAKE / MODEL

6261N

New Starter - Delco, 42MT, DD, 12V, CCW, 11 Teeth



1988-87 Cummins Engines C Series

6263N

New Starter - Delco, 42MT, DD, 24V, CCW, 11 Teeth



All Caterpillar 3516
 All Caterpillar 3508
 All Caterpillar 3512
 All Cummins Marine Engines V903
 All Waukesha F-1197
 All Waukesha F-1905
 All Waukesha F-2894
 All Waukesha F-2895
 All Waukesha F-3521
 All Waukesha H-1077
 All Waukesha L-1616
 All Waukesha L-5100D
 All Waukesha L-5108G
 All Waukesha L-5790
 All Waukesha L-5890
 All Waukesha L-7042G

6269N-PT

New Starter - Delco, 37MT, DD, 24V, CW, 10 Teeth



1990-83 Case 1085B
 1990-85 Case 1086B
 1987-84 Case 880D
 1989-85 Case W14B
 1990-85 Case W14H
 1992-84 Dresser 510B
 1992-84 Dresser 515B
 1992-84 Dresser 515C
 1992-84 Dresser 520
 1992-84 Dresser 520B
 1998-92 Samsung SE170
 1998-92 Samsung SE210

BUYERS GUIDE - STARTERS

YEAR MAKE / MODEL

YEAR MAKE / MODEL

6278N

New Starter - Delco, 37MT, DD, 24V, CW, 10 Teeth



2002-97 Bell 770CH
 All John Deere 230LC
 All John Deere 230LCR
 All John Deere 270LC
 All John Deere 330LC
 All John Deere 330LCR
 All John Deere 370
 1982- John Deere 570B
 All John Deere 6068DFM
 All John Deere 6068TFM
 All John Deere 6076
 All John Deere 6076AFM
 All John Deere 6076AFM30
 All John Deere 6081AFM01
 2007-04 John Deere 6081AFM75
 All John Deere 6329D
 All John Deere 6414D / T
 All John Deere 6466A / D / T
 1981 John Deere 655
 1986-82 John Deere 655B
 1981-78 John Deere 670A
 1982- John Deere 670B
 1981-78 John Deere 672A
 1988- John Deere 672B
 1992-88 John Deere 690D
 1993- John Deere 690E LC
 1995-88 John Deere 693D
 1981-75 John Deere 750
 1990-82 John Deere 750B
 1991- John Deere 750C
 All John Deere 750C-II
 1984-82 John Deere 755A
 1990-85 John Deere 755B
 1982- John Deere 770B
 All John Deere 770C
 1982- John Deere 772B
 All John Deere 772C
 1993- John Deere 790D
 1992-88 John Deere 790D
 All John Deere 790E LC
 1993- John Deere 792
 All John Deere 792D LC
 1995-88 John Deere 793D
 1990-82 John Deere 850B
 1991- John Deere 850C
 All John Deere 850C-II
 1993-89 John Deere 892D LC
 1994- John Deere 892E LC
 1982- John Deere JD762B



6356N

New Starter - Delco DD, 42MT, 12 Volt, CW, 11-Teeth



2002-96 Agco Gleaner R72
 2006-02 Buhler Versatile VERSATILE 2270
 2006-02 Buhler Versatile VERSATILE 2310
 2006-02 Buhler Versatile VERSATILE 2360
 2006-04 Buhler Versatile VERSATILE 2375
 2006-02 Buhler Versatile VERSATILE 2425
 1993-86 Case 9150
 1993-86 Case 9170
 1993-86 Case 9180
 1996-90 Case 9250
 1996-90 Case 9260
 1999-90 Case 9270
 1999-90 Case 9280
 2004-95 Case 9350
 2000-95 Case 9370
 2000-95 Case 9370QT
 2004-95 Case 9380
 2000-95 Case 9380QT
 2004-95 Case 9390
 2007-00 Case STX375
 2007-00 Case STX375QT
 2007-00 Case STX425
 2007-00 Case STX425QT
 2007-00 Case STX440
 2007-00 Case STX450
 2007-00 Case STX450QT
 1995-85 Caterpillar 3406
 1990-86 Caterpillar 3408
 1990-86 Caterpillar 3412
 2006-97 Caterpillar 85 Challenger
 2006-97 Caterpillar 95 Challenger
 1988-86 Champion 720
 1988-86 Champion 720A
 1991-85 Champion 740
 1998-85 Champion 740A
 1994-87 Champion 750
 1998-87 Champion 750A
 1991-85 Champion 760
 1991-85 Champion 780
 1998-86 Champion 780A
 1987-86 Clark C500-400 / 450 / 550 / 650
 1985-83 Cummins Engines 855 Series
 1994- Cummins Engines L Series
 1993-83 Cummins Engines L Series
 1985-83 Cummins Engines V Series
 1992-88 Ford 1156
 1993-88 Ford 846
 1993-88 Ford 876
 1996-94 Ford 9280
 1998-88 Ford 936
 1993-89 Ford 946
 1996-94 Ford 9480
 1996-94 Ford 9680
 1993-88 Ford 976
 1996-94 Ford 9880
 1984 International 7588

BUYERS GUIDE - STARTERS

YEAR	MAKE / MODEL	YEAR	MAKE / MODEL
6356N - continued		6359N-PT - continued	
1984	International 7788	1975-71	Drott Mfg. 40C
2005-93	John Deere 6810	1975-71	Drott Mfg. 50C
2005-93	John Deere 6910	1978-76	Drott Mfg. 880
2006-98	John Deere 6950	1975-71	Drott Mfg. X880
1988-81	John Deere 8850	1988-86	Lister-Petter HR4 / HR6 Series
1993-88	John Deere 8960	1988-86	Lister-Petter S6 Series
2005-93	John Deere 8970	1990-75	Waukesha F-817G
1990-85	New Holland 2100 Farm Tractor	6360N	
1996-87	New Holland 2115	New Starter - Delco, 42MT, DD, 24V, CW, 12 Teeth	
1997-94	New Holland 9280 Tractor		
2000-94	Spray Monster Spray Monster		
1992-86	Steiger Cougar 9150		
1992-86	Steiger Lion 9180		
1990-86	Steiger Panther 9170		
1987-86	Versatile 756		
1987-85	Versatile 836		
1993-88	Versatile 846		
1987-85	Versatile 856		
1993-85	Versatile 876		
1988-85	Versatile 936		
1993-85	Versatile 946		
1987-85	Versatile 956		
1993-79	Versatile 976		
1990-86	Waukesha F-1197		
6359N-PT			
New Starter - Delco DD, 24 Volt, CW, 12-Tooth Pinion			
			
1969-68	Case 1200TK	1988-86	Case 1080B
1985-79	Case 35D	1988-85	Case 1187B Logger
1979-75	Case 600 Skid King	1987-80	Case 1450B
All	Case 680E Construction King	1990-85	Case 1550
1984-79	Case 680G Construction King	1993-89	Case 821
1985-80	Case 680H Construction King	1994-93	Case 9040
1999-85	Case 780	2000-94	Case 9040B
1988-83	Case 780 Construction King	2000-98	Case 9045B
1988-83	Case 780B Construction King	1988-85	Case W18B
1964-59	Case 800	1989-85	Case W20C
1978-75	Case 800 Skid King	1989-84	Case W30
1979-75	Case 825 Skid King	1987-80	Case W36
1977-67	Case 850	2000-94	Caterpillar 140H
1981-76	Case 850B	1986-85	Caterpillar 225
1984-81	Case 850C	1992-86	Caterpillar 225B
1984	Case 855C	1992-86	Caterpillar 225D
1980-78	Case 880B	1992-86	Caterpillar 227
1987	Case Cruz-Air 1085	1992-86	Caterpillar 229A
1982-79	Case Cruz-Air 880R	1992-86	Caterpillar 229D
1986-75	Case W14	1986-85	Caterpillar 235
1984-75	Case W14H	1992-86	Caterpillar 235B
1986-85	Caterpillar 120G	1992-88	Caterpillar 235C
1986-85	Caterpillar 12G	1992-88	Caterpillar 235D
1986-85	Caterpillar 130G	1992-89	Caterpillar 245B
1986-85	Caterpillar 140G	1992-89	Caterpillar 245D
1985	Caterpillar 963	1995-85	Caterpillar 3208
1988-83	Cummins Engines C Series	1995-85	Caterpillar 3304
1978-71	David Brown 880	1995-85	Caterpillar 3306
2003-90	Dresser TD12C	1985	Caterpillar 518
1978-71	Drott Mfg. 35C	1995-85	Caterpillar 528
		1992-85	Caterpillar 561D
		1992-86	Caterpillar 571G
		1992-86	Caterpillar 572G
		1993-85	Caterpillar 613C
		1987-86	Caterpillar 615
		1993-85	Caterpillar 615C
		1993-86	Caterpillar 627E
		1991-86	Caterpillar 637E
		1995-85	Caterpillar 814B
		1996-85	Caterpillar 815B
		1996-95	Caterpillar 815F
		1996-85	Caterpillar 816B
		1996-95	Caterpillar 816F
		1987-85	Caterpillar 966D
		1990-87	Caterpillar 966E
		1996-90	Caterpillar 966F
		1995-85	Caterpillar 973

BUYERS GUIDE - STARTERS

YEAR MAKE / MODEL

6360N - continued

1986-85 Caterpillar D4E
 1996-85 Caterpillar D4H
 1993-85 Caterpillar FB227
 1992-91 Consolidated Diesel 6C
 1985-83 Cummins Engines V Series
 1986-84 Fiat-Allis 10C
 1986-84 Fiat-Allis 10CL
 1985-84 Fiat-Allis 10CTA
 1985-84 Fiat-Allis FD-10C
 1985-84 Fiat-Allis FG-75
 1985-84 Fiat-Allis FG-85
 1985-84 Fiat-Allis FG-95
 1986-84 Fiat-Allis FL-10C
 1986-84 Fiat-Allis FR-15
 1995-85 Fiat-Allis FR-15B
 All John Deere 450C LC
 All John Deere 450LC
 All John Deere 6619
 All John Deere 744J
 1985-84 John Deere 770A
 1985-84 John Deere 772A
 1995- Timberjack 2618
 1995- Timberjack 2628
 1995- Timberjack 618
 1995- Timberjack 628

6370N

New Starter - Delco DD, 24 Volt, CW, 11-Tooth Pinion



1985 Allis Chalmers 6138
 1985 Allis Chalmers 670
 1985 Allis Chalmers 685
 1986-85 Allis Chalmers 945
 1994-85 Case 1000 Travelift
 1986-85 Case 40D
 1995-86 Case 45DR
 1986-85 Case 45R
 1986-85 Case 50D
 1986-85 Case 50LC
 1994-85 Case 650CA Travelift
 1994-85 Case 800 Travelift
 1986-85 Case 980
 1995-85 Caterpillar 16G
 1988-85 Caterpillar 245
 1995-89 Caterpillar 245D
 2000-85 Caterpillar 3406
 1997-86 Caterpillar 3408
 1997-86 Caterpillar 3412
 1993-86 Caterpillar 3508
 1993-86 Caterpillar 3512
 1993-86 Caterpillar 3516
 1992-89 Caterpillar 375L
 1992-89 Caterpillar 375LME
 1992-89 Caterpillar 375MH
 1986-85 Caterpillar 621B
 1993-86 Caterpillar 621E
 1986-85 Caterpillar 623B
 1993-86 Caterpillar 623E

YEAR MAKE / MODEL

6370N - continued

1985-84 Caterpillar 776B
 1985-84 Caterpillar 777B
 1999-85 Caterpillar 824C
 1996-85 Caterpillar 825C
 1996-95 Caterpillar 825G
 1996-85 Caterpillar 826C
 1996-95 Caterpillar 826G
 1992-85 Caterpillar 980C
 1996-91 Caterpillar 980F
 1988-87 Caterpillar 992C
 1996-86 Caterpillar D8N
 1993-89 Caterpillar IT14B
 2006-85 Champion 740A
 1994-87 Champion 750
 1994-87 Champion 750A
 1991-85 Champion 760
 1991-85 Champion 780
 1994-86 Champion 780A
 1986-85 Clark 125C
 1986-85 Clark 175B
 1986-85 Clark 275B
 1986-85 Clark 280
 1986-85 Clark 75C
 1985-83 Cummins Engines 855 Series
 1993-83 Cummins Engines L Series
 1985-83 Cummins Engines V Series
 1993-86 Dresser 560B
 1985-84 Fiat-Allis 14C
 1985-84 Fiat-Allis 14CL
 1985 Fiat-Allis 14CLGP
 1985-84 Fiat-Allis 14CTA
 1985 Fiat-Allis 260B
 1985 Fiat-Allis 261B
 1985-84 Fiat-Allis FL-14C
 1987-85 Grove Mfg. 300 / 475
 1985 Grove Mfg. RT-58B
 1985 Grove Mfg. RT-625
 1987-85 Grove Mfg. RT-980
 1987-85 Grove Mfg. TM-1075
 1987-85 Grove Mfg. TM-1150
 1987-85 Grove Mfg. TM-1400
 1987-85 Grove Mfg. TM-875
 1987-85 Grove Mfg. TMS-250
 1987-85 Grove Mfg. TMS-865
 2006-96 Hyundai HL770 Series
 2006-96 Hyundai R360-3
 1998-95 Kobelco SK400LC-IV
 2003-88 Link-Belt LS4300
 1993-92 Samsung SE350
 2002-85 Tanguay TT14030
 2002-01 Volvo G740
 2006-02 Volvo G740B
 2006-02 Volvo G746B
 2002-01 Volvo G780
 2006-02 Volvo G780B

BUYERS GUIDE - STARTERS

YEAR MAKE / MODEL

YEAR MAKE / MODEL

6371N

New Starter - Delco DD, 12 Volt, CW, 12-Tooth Pinion



1991-87 Agco Gleaner R60
 1991-87 Agco Gleaner R70
 1979 Case 2190
 1993-86 Case 9110
 1993-86 Case 9130
 1993-86 Case 9150
 1997-85 Caterpillar 3304
 1997-85 Caterpillar 3306
 1997-86 Caterpillar 65 Challenger
 1992-91 Caterpillar 65B Challenger
 1994-93 Caterpillar 65C Challenger
 2006-95 Caterpillar 65D Challenger
 1997-95 Caterpillar 70C Challenger
 1993-91 Caterpillar AH46
 1993-91 Caterpillar AH52
 1993-91 Caterpillar AH60
 1993-91 Caterpillar AM36
 1993-91 Caterpillar AM40
 2002-91 Caterpillar V160
 2002-91 Caterpillar V160B
 2002-91 Caterpillar V180
 2002-91 Caterpillar V180B
 2002-91 Caterpillar V200
 2002-91 Caterpillar V200B
 2002-91 Caterpillar V225
 2002-91 Caterpillar V225B
 2002-91 Caterpillar V250
 2002-91 Caterpillar V250B
 2002-91 Caterpillar V300
 2002-91 Caterpillar V300B
 2002-86 Caterpillar V925
 1992-91 Consolidated Diesel 6C
 1986-83 Cummins Engines C Series
 1978-76 John Deere 5200
 1981-77 John Deere 5440
 1981-77 John Deere 5460
 1986-82 John Deere 5720
 1992-90 John Deere 5730
 1986-82 John Deere 5820
 1992-90 John Deere 5830
 2006-04 John Deere 6650
 2006-04 John Deere 6750
 2006-04 John Deere 6850
 1982-79 John Deere 8440
 1988-85 John Deere 8450
 1993-89 John Deere 8760
 2005-93 John Deere 8770
 2005-93 John Deere 8870
 2007-02 John Deere 9200
 2006-02 John Deere 9300
 2006-02 John Deere 9300T
 2006-01 John Deere 9320
 2006-02 John Deere 9400
 2006-02 John Deere 9400T
 2006-01 John Deere 9420
 2006-01 John Deere 9520

6371N - continued

2006-01 John Deere 9880 STS
 1988-86 Lister-Petter JA6 / JAS6 Series
 1987-86 Massey Ferguson MF-8560
 1992-85 Massey Ferguson MF-8590
 1990-86 Massey Ferguson MF-860
 1990-86 Massey Ferguson MF-865
 1993-87 Massey Ferguson MF-9720
 2006-03 Massey Ferguson MF-9790
 1989-86 New Holland 1900
 1996-85 New Holland 1915
 1993-85 New Holland TR86
 1993-86 New Holland TR96
 1986 Perkins Various Models
 2009-04 Rem 1264
 2009-04 Rem 1264C
 1992-86 Steiger Cougar 9150
 1985 Steiger Cougar CR-1225
 1985 Steiger Cougar CR-1280
 1992-86 Steiger Puma 9110
 1992-86 Steiger Wildcat 9130
 2006-01 Tigercat 724D
 2006-01 Tigercat 860
 1988-68 Timberjack 350
 1990-88 White 160
 1992-91 White 170
 1990-88 White 185
 1992-91 White 195
 1988-87 White 2-135
 1988-87 White 2-155
 1991-87 White 2-180
 1992 White 2600
 1991-87 White 4-225
 1991-87 White 4-270

6374N

New Starter - Delco, 50MT, DD, 24V, CW, 12 Teeth



1986-73 Caterpillar 235
 1992-86 Caterpillar 235B
 1992-88 Caterpillar 235C
 1992-88 Caterpillar 235D
 1992-89 Caterpillar 245B
 1992-89 Caterpillar 245D
 1977-69 Caterpillar 561C
 1984-78 Caterpillar 561D
 1990-75 Caterpillar 571G
 1974-72 Caterpillar 572F
 1990-75 Caterpillar 572G
 1974-69 Caterpillar 621
 1974-72 Caterpillar 623
 1984-73 Caterpillar 627B
 1985-75 Caterpillar 637D
 1981-69 Caterpillar 814
 1995-70 Caterpillar 814B
 1981-70 Caterpillar 815
 1996-81 Caterpillar 815B
 1996-95 Caterpillar 815F
 1981-70 Caterpillar 816

BUYERS GUIDE - STARTERS

YEAR MAKE / MODEL

6374N - continued

1996-81 Caterpillar 816B
 1996-95 Caterpillar 816F
 1996-95 Caterpillar 963B
 1983-68 Caterpillar 966C
 1987-85 Caterpillar 966D
 1990-87 Caterpillar 966E
 1996-90 Caterpillar 966F
 1995-82 Caterpillar 973
 1982-72 Caterpillar 977L
 1970-66 Caterpillar 980
 1983-70 Caterpillar 980B
 1984-78 Caterpillar 980C
 1984-69 Caterpillar D5
 1985-77 Caterpillar D5B
 1984-69 Caterpillar D6C
 1997-77 Caterpillar D6D
 1995-85 Caterpillar D6H
 1974-69 Caterpillar D7F
 1992-77 Caterpillar D7G
 1995-85 Caterpillar D7H
 1974-69 Caterpillar D8H

6380N-PT

New Starter - Delco DD, 12 Volt, CW, 12-Tooth Pinion



1962 Adams Division 220
 1997-76 Barber Greene SA41
 1979 Case 350C
 1971-67 Caterpillar A10
 1971-67 Caterpillar A12
 1971-67 Caterpillar AMP25
 1971-67 Caterpillar B15
 1971-67 Caterpillar B16
 1971-67 Caterpillar B18
 1971-67 Caterpillar B20
 1971-67 Caterpillar B22
 1971-67 Caterpillar B24
 1998-86 Champion 720
 2005-92 Champion 720 III
 1998-89 Champion 720A
 2005-92 Champion 720A III
 1998-92 Champion 726A
 2005-92 Champion 726A III
 1998-92 Champion 730
 2005-92 Champion 730 III
 1998-86 Champion 730A
 2005-92 Champion 730A III
 1998-92 Champion 736A
 2005-92 Champion 736A III
 1972-67 Clark 35
 1974-73 Clark 35AWS
 1968-67 Clark 45
 1966-65 Clark 45A
 1972-67 Clark 55 III
 1974-73 Clark 55 IIIA
 1992-85 Clark 668F
 1972-67 Clark 75 III
 1966-65 Clark 75A

YEAR MAKE / MODEL

6380N-PT - continued

1968-67 Clark 85 III
 1966-65 Clark 85A
 1970 Clark BL700
 1992-91 Consolidated Diesel 6C
 1979-70 Etnyre Various Models
 All Flextrac Nodwell FN160
 1975-70 Flextrac Nodwell Various Models
 1968-65 Galion 503D
 1972-67 Hy-Dynamic 250C
 1972-67 Hy-Dynamic 300C
 1972-67 Hy-Dynamic 350C
 1976-72 Hyster C-350A
 1969-67 Hyster C-450
 1969-63 Hyster C-500
 1976-72 Hyster C-530
 1969-67 Hyster C-550
 1976-72 Hyster C-550A
 1977-70 Hyster H-150
 1977-65 Hyster H-165
 1977-65 Hyster H-180
 1977-66 Hyster H-200
 1977-65 Hyster H-225
 1977-72 Hyster H-250
 1977-72 Hyster H-300
 1980-70 Hyster H-360
 1977-70 Hyster H-400
 1977-72 Hyster H-460
 1977-72 Hyster H-520
 1977-70 Hyster H-620
 1977-70 Hyster H-700
 1980-70 Hyster H-920
 1977-70 Hyster K200 Kerry Crane
 1977-70 Hyster K250 Kerry Crane
 1976-70 Hyster K300 Kerry Crane
 1969-67 Hyster M-500
 1969-67 Hyster M-600
 1977-72 Hyster P-125
 1985-70 Hyster P-150
 1977-68 Hyster P-165
 1977-67 Hyster P-180
 1966-61 Lincoln Welder DD 2-53 Diesel
 1988-86 Lister-Petter HR4 / HR6 Series
 1988-86 Lister-Petter S6 Series


6382N-PT

New Starter - Delco DD, 12 Volt, CW, 10-Tooth Pinion



1985 Bobcat 974
 2006-02 Buhler Genesis GENESIS 2145
 2006-04 Buhler Genesis GENESIS 2145 II
 2006-02 Buhler Genesis GENESIS 2160
 2006-04 Buhler Genesis GENESIS 2160 II
 2006-02 Buhler Genesis GENESIS 2180
 2006-02 Buhler Genesis GENESIS 2210
 1986-85 Clark 35C
 1985 Clark 974
 1987-86 Clark C500-160 / 180
 1987-86 Clark C500-200

BUYERS GUIDE - STARTERS

YEAR	MAKE / MODEL	YEAR	MAKE / MODEL
6382N-PT - continued		6410N-PT - continued	
1987-86	Clark C500-220 / 225	1982-81	Clark 1074
1987-86	Clark C500-250 / 300	1984-75	Clark 35C
1987-85	Clark CTD-30	1984-77	Clark 974
1987-85	Clark CTD-40	1985-82	Clark C500-160 / 180
1987-85	Clark CTD-50	1985-82	Clark C500-200
1986-85	Clark IT60	1985-82	Clark C500-220 / 225
1987-85	Clark IT70	1985-82	Clark C500-250 / 300
1987-85	Clark IT80	1982-75	Clark CTAD-20
1992-87	Dresser 150	1982-75	Clark CTAD-30
1992-87	Dresser 150A	1982-75	Clark CTAD-40
1986	International 1420	1982-75	Clark CTAD-50
1986	International 1440	1981-75	Clark CTD-20
1986	International 1460	1984-75	Clark CTD-30
1986	International 1470	1984-75	Clark CTD-40
1986	International 1480	1984-75	Clark CTD-50
1986-78	International Hydro 84	1974-70	Clark IT50
2006-97	John Deere 2256	1984-70	Clark IT60
2006-97	John Deere 2258	1984-70	Clark IT70
2006-97	John Deere 2264	1984-70	Clark IT80
2006-97	John Deere 2266	1968-64	Cockshutt 1850
2005-93	John Deere 540E	1969-67	Cockshutt 1950T
2003-88	John Deere 544E	1971-69	Cockshutt 1955T
2005-93	John Deere 548E	1966	Hough H-30B
1992-88	John Deere 624E	1966	Hough H-50C
1997-92	John Deere 624G	1974-70	International 100C
2005-93	John Deere 640E	1979-74	International 100E
1993-88	John Deere 643	1974-70	International 125C
1992-87	John Deere 644E	1979-74	International 125E
1992-87	John Deere 644EH	1974-72	International 2500A-D
1992-87	John Deere 644ER	1974-72	International 2500B-D
1998-92	John Deere 644G	1973-70	International 454D
2005-93	John Deere 648E	1978-73	International 464D
2005-93	John Deere 6610	1978-70	International 574D
1988-87	John Deere 6620 Combine	1984-78	International 674D
2006-96	John Deere 6650	1984-78	International 674DRC
1988-85	John Deere 690C	1974-71	International 715D
1987-85	John Deere 693C	1979-68	International H-30B
2005-93	John Deere 740E	1979-68	International H-30F
2005-93	John Deere 740G	1979-68	International H-30R
2005-93	John Deere 748E	1979-69	International H-50C
2005-93	John Deere 748G	1969	International H-60B
1988-87	John Deere 7720	1975-71	International I-2400AD
2005-93	John Deere 8570	1975-71	International I-2400BD
1988-87	John Deere 8820	1975-71	International I-2500AD
2006-97	John Deere LX100-2	1975-71	International I-2500BD
2005-94	New Holland TX66	1975-71	International I-3400AD
1986	Perkins Various Models	1975-71	International I-3400DA
2007-91	Vermeer T755	1975-71	International I-3500AD
2007-91	Vermeer T755DT	1975-71	International I-3500DA
		1976-71	International I-3600AD
		1972-67	International I-3800D
		1974-71	International I-3820DA
		1972-67	International I-3850D
		1972-71	International I-4000DB
		1974-73	International I-4500AD
		1974-73	International I-4500BD
		1974-73	International I-464D
		1974-73	International I-574D
		1974-73	International I-674D
		1974-73	International I-674DRC
		1972-71	International I-8000DB
		1969-68	International S-9
		1974-70	International TD-7C
		1979-75	International TD-7E
		1974-70	International TD-8C
		1979-75	International TD-8E
		1964-62	International UD-301
		1970-63	John Deere 105
6410N-PT			
New Starter - Delco, 37MT, DD, 12V, CW, 10 Teeth			
			
1980-70	Allis Chalmers 816		
1972-70	Allis Chalmers 840		
1982-75	Bobcat 1074		
1984-77	Bobcat 974		
1979-71	Case 715		

BUYERS GUIDE - STARTERS

YEAR MAKE / MODEL

6410N-PT - continued

1972-69 John Deere 3020
 1972-69 John Deere 4000
 1972-69 John Deere 4020
 1974-73 John Deere 4030
 1970- John Deere 404
 1975-73 John Deere 4230
 All John Deere 4239D / 4239T
 1988-83 John Deere 4250
 1973-69 John Deere 4320
 1975-73 John Deere 4430
 1986-82 John Deere 444C
 1990-83 John Deere 4450
 1973-69 John Deere 4520
 1973-69 John Deere 4620
 1975-73 John Deere 4630
 1988-83 John Deere 4650
 1988-83 John Deere 4850
 1983-78 John Deere 500
 1976-67 John Deere 500C
 1981-67 John Deere 510
 1986-82 John Deere 544C
 All John Deere 6076
 All John Deere 6414D / T
 All John Deere 6466A / D / T
 1974-71 John Deere 6602
 1988-79 John Deere 6620
 1985-80 John Deere 6622
 1974-70 John Deere 690 / 690A
 1983-74 John Deere 690B
 1975-71 John Deere 7020
 1974-71 John Deere 7700
 1989-79 John Deere 7720
 1989-86 John Deere 7722
 1992-80 John Deere 8820
 1985-74 John Deere JD500C
 1974-68 John Deere JD570
 1974-71 John Deere JD570A
 1975-69 John Deere JD644 / JD644A
 1974-72 John Deere JD646
 1972-68 Massey Ferguson MF-1080
 1978-71 Massey Ferguson MF-1085
 1977-71 Massey Ferguson MF-11 Wheel Loader
 1978-77 Massey Ferguson MF-1105
 1973-64 Massey Ferguson MF-1130
 1978-71 Massey Ferguson MF-1135
 1975-72 Massey Ferguson MF-220 Log Skidder
 1971-70 Massey Ferguson MF-220 Log Skidder
 1973-72 Massey Ferguson MF-2500
 1976-75 Massey Ferguson MF-275
 1982-73 Massey Ferguson MF-285
 1982-79 Massey Ferguson MF-295
 1977-66 Massey Ferguson MF-300
 1977-67 Massey Ferguson MF-33 Wheel Loader
 1975-67 Massey Ferguson MF-3366
 1976-71 Massey Ferguson MF-350
 1977-72 Massey Ferguson MF-400
 1977-67 Massey Ferguson MF-44 Wheel Loader
 1977-71 Massey Ferguson MF-450
 1977-67 Massey Ferguson MF-510
 1982-78 Massey Ferguson MF-540
 1985-78 Massey Ferguson MF-550
 1982-77 Massey Ferguson MF-60
 1982-77 Massey Ferguson MF-60 Back Hoe
 1982-81 Massey Ferguson MF-60B
 1980-79 Massey Ferguson MF-60C
 1978-70 Massey Ferguson MF-70
 1982-74 Massey Ferguson MF-750
 1982-74 Massey Ferguson MF-760

YEAR MAKE / MODEL

6410N-PT - continued

1978-71 Massey Ferguson MF-80
 1990-81 Massey Ferguson MF-850
 1990-81 Massey Ferguson MF-855
 1985-81 Massey Ferguson MF-860
 1985-81 Massey Ferguson MF-865
 1969-64 Oliver 1850
 1969-67 Oliver 1950T
 1974-69 Oliver 1955T
 1984-83 Perkins TV8-540
 1985-75 Perkins Various Models
 1972 Terex V-30
 1972 Terex V-40
 1972 Terex V-41
 1972 Terex V-50
 1972 Terex V-51
 1972 Terex V-60
 1982-77 Versatile 150
 1982-75 White 2-105
 1988-82 White 2-110
 1982-78 White 2-70
 1982-75 White 2-85
 1988-83 White 2-88
 1980-74 White 7300
 1978-74 White 8600
 1984-77 White 8700
 1977-74 White 8800
 1984-77 White 8900
 1986-84 White 8920
 1968-64 White (Cockshutt) 1850
 1969-67 White (Cockshutt) 1950T
 1971-69 White (Cockshutt) 1955T
 1969-64 White (Oliver) 1850
 1969-67 White (Oliver) 1950T
 1974-69 White (Oliver) 1955T
 1972-67 Whiting Corporation 7TM




6440N

New Starter - Delco, 10MT, DD, 12V, CW, 9 Teeth

**PHOTOGRAPH
 NOT AVAILABLE
 AT THIS TIME**

1981 Caterpillar T165
 1981 Caterpillar T180C
 1981 Caterpillar T200C
 1981 Caterpillar T250C
 1969-61 Crusader 185
 1969-61 Crusader 200
 1969-61 Crusader 225
 1969-61 Crusader 230
 1995-67 Crusader 350
 1981-78 OMC 5.0L
 1981-78 OMC 5.7L
 1980-78 OMC 7.4L
 1988-70 Thermo Electron Various Models
 1987-84 Westerbeke 11.0 TWG
 1987-84 Westerbeke 6.5 TWG
 1987-83 Westerbeke 8.0 TWG

BUYERS GUIDE - STARTERS

YEAR	MAKE / MODEL	YEAR	MAKE / MODEL
6465N		6513N - continued	
New Starter - Delco, 37MT, DD, 12V, CW, 10 Teeth		1997-94	New Holland 9680 Tractor
		1998-96	New Holland 9682 Tractor
1997-94	New Holland TX66	2006-99	New Holland 9684
2005-94	New Holland TX68	1996-94	New Holland 9840 Tractor
6513N		1996-94	New Holland 9860 Tractor
New Starter - Delco, 42MT, DD, 12V, CW, 11 Teeth		1997-94	New Holland 9880 Tractor
		1998-96	New Holland 9882 Tractor
2002-96	Agco Gleaner R72	2006-01	New Holland TJ375
2006-02	Buhler Versatile VERSATILE 2270	2006-01	New Holland TJ425
2006-02	Buhler Versatile VERSATILE 2310	2006-01	New Holland TJ450
2006-02	Buhler Versatile VERSATILE 2360	6518N New Starter - Delco, 42MT, DD, 12V, CCW, 12 Teeth PHOTOGRAPH NOT AVAILABLE AT THIS TIME	
2006-04	Buhler Versatile VERSATILE 2375		
2006-02	Buhler Versatile VERSATILE 2425		
1996-90	Case 9250		
1996-90	Case 9260		
1999-90	Case 9270		
1999-90	Case 9280		
2004-95	Case 9350		
2000-95	Case 9370		
2000-95	Case 9370QT		
2004-95	Case 9380	1994-90	Massey Ferguson MF-8570
2000-95	Case 9380QT	6570N	
2004-95	Case 9390	New Starter - Delco, 28MT, OSGR, 12V, CW, 10 Teeth	
2007-00	Case STX375		
2007-00	Case STX375QT	1981-75	Bobcat 1075
2007-00	Case STX425	1982-79	Bobcat 1080
2007-00	Case STX425QT	1985-83	Bobcat 1080B
2007-00	Case STX440	1990-77	Bobcat 975
2007-00	Case STX450	1981-75	Clark 1075
2007-00	Case STX450QT	1985-82	Clark 1080
1998-85	Champion 740A	1990-74	Clark 975
1998-87	Champion 750A	1981-75	Clark UT40
1998-86	Champion 780A	1988-79	Clark UT60
1996-94	Ford 9280	All	Grimmer Schmidt 185DRE
1996-94	Ford 9480	1973-65	John Deere 1020
1996-94	Ford 9680	1982-60	John Deere 135
1996-94	Ford 9880	1982-60	John Deere 152
2005-93	John Deere 6810	1973-68	John Deere 1520
2005-93	John Deere 6910	1975-74	John Deere 1530
2006-98	John Deere 6950	1982-73	John Deere 1630
1988-81	John Deere 8850	1986-83	John Deere 164
1993-88	John Deere 8960	1982-70	John Deere 1640
2005-93	John Deere 8970	1970-	John Deere 180
1997-94	New Holland 9280 Tractor	1982-73	John Deere 1830
1998-96	New Holland 9282 Tractor	1982-70	John Deere 1840
2006-99	New Holland 9384	1970-	John Deere 202
1997-94	New Holland 9480 Tractor	1972-65	John Deere 2020
1998-96	New Holland 9482 Tractor	1979-70	John Deere 2030
		1985-72	John Deere 2040
		1992-85	John Deere 210C
		1970-	John Deere 219
		1982-76	John Deere 2240
		1978-75	John Deere 2270
		1985-75	John Deere 2280
		1983-81	John Deere 2320
		1993-84	John Deere 2360
		1985-75	John Deere 2420
		1982-76	John Deere 2440
		1968-65	John Deere 2510

BUYERS GUIDE - STARTERS

YEAR	MAKE / MODEL	YEAR	MAKE / MODEL
6570N - continued		6570N - continued	
1973-67	John Deere 2520	1982-65	John Deere 480B
1975-74	John Deere 2630	1982-65	John Deere 480C
1982-76	John Deere 2640	1983-79	John Deere 482
1979-77	John Deere 2840	1987-	John Deere 482C
1975-65	John Deere 300	1983-79	John Deere 484
1988-74	John Deere 300B	1979-73	John Deere 499
1990-	John Deere 300D	1983-78	John Deere 500
1985-65	John Deere 301	1992-87	John Deere 510
1985-65	John Deere 301A	1992-85	John Deere 510C
1981-74	John Deere 302	1992-90	John Deere 510D
1981-74	John Deere 302A	1992-	John Deere 5200
1970-	John Deere 303	1992-	John Deere 5300
1986-71	John Deere 310	1992-	John Deere 5300N
1986-71	John Deere 310A	1982-68	John Deere 540
1986-71	John Deere 310B	1992-	John Deere 5400
1992-87	John Deere 310C	1992-	John Deere 5400N
1992-90	John Deere 310D	1970-68	John Deere 540A
1992-87	John Deere 315C	1970-67	John Deere 55 Self Propelled
1992-	John Deere 315D	1995-	John Deere 5500
1992-90	John Deere 315D	1995-	John Deere 5500N
1986-83	John Deere 3164	1978-73	John Deere 600 / 600A
All	John Deere 3164D	1979-75	John Deere 6000
1970-	John Deere 329	1978-75	John Deere 6000 Hi Cycle
1977-71	John Deere 3300	1992-87	John Deere 610C
1992-85	John Deere 3430	1986-83	John Deere 6329
1981-75	John Deere 350C	All	John Deere 6329D
1990-82	John Deere 350D	1986-83	John Deere 6414
1981-75	John Deere 355	1995-	John Deere 6500
1990-82	John Deere 355D	1977-73	John Deere 6600
1992-85	John Deere 3830	1979-73	John Deere 699
1992-85	John Deere 3930	1978-73	John Deere 700
1967-65	John Deere 400	1978-73	John Deere 734
1970-67	John Deere 400A	1986-84	John Deere 7440
1976-70	John Deere 400B	1994-87	John Deere 7445
1988-	John Deere 400G	1972-68	John Deere 820
1981-74	John Deere 401	1975-72	John Deere 830
1981-74	John Deere 401A	1980-70	John Deere 880
1981-74	John Deere 401B	1975-70	John Deere 920
1982-74	John Deere 401C	1970-66	John Deere 95 Self Propelled
1981-71	John Deere 401D	1978-75	John Deere 9900
All	John Deere 4039	1987-79	John Deere 9910
All	John Deere 4039DFM	1987-83	John Deere 9920
All	John Deere 4045	1993-87	John Deere 9930
2007-04	John Deere 4045DFM70	1982-60	John Deere EA-135
All	John Deere 4045TFM	1982-60	John Deere EA-152
2007-04	John Deere 4045TFM75	1982-60	John Deere EA-180
1986-71	John Deere 410	1982-60	John Deere EA-202
1986-71	John Deere 410B	1970-	John Deere HA-180
1992-87	John Deere 410C	1976-70	John Deere JD24
1992-90	John Deere 410D	1974-65	John Deere JD300
All	John Deere 4219DF	1973-71	John Deere JD301
1986-83	John Deere 4276	1981-74	John Deere JD301A
All	John Deere 4276D / T	All	John Deere JD310
1967-65	John Deere 440	1970-65	John Deere JD350
1982-70	John Deere 4400	1975-70	John Deere JD350B
1970-67	John Deere 440A	1981-74	John Deere JD380
1976-70	John Deere 440B	1971-65	John Deere JD400
1984-76	John Deere 440C	1973-71	John Deere JD401
1986-80	John Deere 4420	1970-65	John Deere JD450
1970-66	John Deere 45 Self Propelled	1973-70	John Deere JD450B
1981-74	John Deere 450C	1972-66	John Deere JD480
1985-82	John Deere 450D	1974-72	John Deere JD480A
1992-86	John Deere 450E	1981-74	John Deere JD480B
1993-	John Deere 450G	1986-81	John Deere JD480C
1992-90	John Deere 455B	1970-	John Deere NA-135
1985-82	John Deere 455D	1970-	John Deere NA-152
1990-82	John Deere 455E	1970-	John Deere NA-180
1982-65	John Deere 480A	1970-	John Deere NA-202

BUYERS GUIDE - STARTERS

YEAR MAKE / MODEL

YEAR MAKE / MODEL

6570N - continued

1985-77 Joy Various Models
1983-78 Subaru Various Models

6571N

New Starter - Delco, 28MT, OSGR, 12V, CW, 12 Teeth



1993-83 Bobcat 1600
1992-89 Bobcat 3022
1981-77 Bobcat 631
1992-81 Bobcat 643
1990-81 Bobcat 743
1994-91 Bobcat 743B
1990-83 Bobcat 743DS
1994-90 Bobcat 753
1994-91 Bobcat 7753
1982-74 Bobcat 825
1980-79 Bobcat 833
1981 Bobcat 843
1978-75 Bobcat M-611
1970-67 Clark 12B
1989- Clark 1600
1988-86 Clark 1600
1981-75 Clark 611
1982-77 Clark 631
1992-81 Clark 643
1981 Clark 721
1990-81 Clark 743
1993-91 Clark 743B
1990- Clark 753
1973 Clark 800
1982-74 Clark 825
1981-80 Clark 833
1981 Clark 843
1972-69 Clark CKL340
1991- Gehl SL4625
1991-88 Gehl SL5620
1988- Gehl SL5625
1993-86 Gehl SL6620
1987- Gehl SL6625
1985- Hyster H-110E-160
1986-85 Hyster H-160-110E
1969-67 Hyster H-40F
1969-67 Hyster H-50F
1992-88 Hyster Various Models
1988-86 Lister-Petters HL3 Series
1988-86 Lister-Petters HL4 Series
1993-81 New Holland L555
1984 New Holland L775D
1986-75 Perkins Various Models
1973-67 Waukesha 180
1974-70 Waukesha 180DCL

6572N

New Starter - Delco, 28MT, OSGR, 12V, CW, 10 Teeth



1986-81 Allis Chalmers 640
1979-72 Allis Chalmers 700
1981-79 Allis Chalmers 705C
1982-80 Allis Chalmers 706C
1985-80 Allis Chalmers 714B
1979-72 Allis Chalmers 715
1982-80 Allis Chalmers 715B
1974-72 Allis Chalmers 800
1979-75 International 715D
1996- Lincoln Welder Various
1977-72 Massey Ferguson MF-200
1971-66 Massey Ferguson MF-2244
1984-80 New Holland L779D
1995-88 New Holland L783
1994-84 New Holland L785
1958-57 Oliver OC-4-3D
All Perkins Various Models
1994-91 Westerbeke 108B Six
2007-94 Westerbeke 108C Six
1995-90 Westerbeke 16.0 BED
2007-95 Westerbeke 16.0 BEDA
2004-95 Westerbeke 16.0 BEG
2007-04 Westerbeke 16.0 BEGA
2007-05 Westerbeke 16.0 SBEG
2007-05 Westerbeke 18.7 SBEG
2007-92 Westerbeke 20.0 BED (50 Hertz)
1995-90 Westerbeke 20.0 BED (60 Hertz)
2007-95 Westerbeke 20.0 BEDA
2004-99 Westerbeke 20.0 BEG (50 Hertz)
2004-95 Westerbeke 20.0 BEG (60 Hertz)
2007-04 Westerbeke 20.0 BEGA (50 Hertz)
2007-04 Westerbeke 20.0 BEGA (60 Hertz)
2007-05 Westerbeke 20.0 SBEG
2007-05 Westerbeke 22.5 SBEG
1994-93 Westerbeke 25.0 BED (50 Hertz)
2007-92 Westerbeke 25.0 BED (60 Hertz)
2007-94 Westerbeke 25.0 BEDA
1994 Westerbeke 25.0 BEDB
2004-99 Westerbeke 25.0 BEG
2007-04 Westerbeke 25.0 BEGA
1993-82 Westerbeke 25.0 WMF (50 Hertz)
1994-93 Westerbeke 32.0 BED
2007-94 Westerbeke 32.0 BEDA
1994 Westerbeke 32.0 BEDB
1993-82 Westerbeke 32.0 WMF
1993-82 Westerbeke 32.0 WTA
2007-03 Westerbeke 64A Four
2007-94 Westerbeke 71C Four
2007-91 Westerbeke 82B Four
2007-99 Westerbeke 90A Four
1981-79 White MA-60HD
1981-73 White MY-40B
1981-73 White MY-50B
1981-73 White MY-60B
1981-73 White MY-70B
1981-75 White MY-80B

BUYERS GUIDE - STARTERS

YEAR MAKE / MODEL

6572N - continued

1972-67 Whiting Corporation 7TM

6573N

New Starter - Delco, 28MT, OSGR, 12V, CW, 10 Teeth



1974-67 Allis Chalmers 2200
 1974-71 Allis Chalmers 650
 1974-71 Allis Chalmers 652
 1974-71 Allis Chalmers 653
 1969-65 Allis Chalmers HD-4
 1974-70 Allis Chalmers TL 650
 2007-01 Apache Apache Plus 1090
 2005-99 Apache Apache Plus 790
 2005-99 Apache Apache Plus 890
 1992-91 Consolidated Diesel 4B
 1992-91 Consolidated Diesel 6B
 1994- Cummins Engines B Series
 1990- Cummins Marine Engines 6BT, 5.9L
 2000-90 Dow Warner 50C-2
 2004-96 Dynapac CA251
 All Dynapac CC432
 All Harlo HC5600
 All Harlo HC8000
 1990- Ingersoll Rand Cyclonaire
 2003-98 Miller Applications Technology Nitro
 2004-01 Miller Applications Technology Nitro 200
 All Perkins Various Models
 2004-98 Prairie Voyager 2000
 2007-01 PSI M413
 2007-01 PSI M413XT
 2002-96 Shuttlewagon SWX430
 1995- Timberjack 610 Forwarder
 1990-88 White 100
 1990-88 White 120
 1992-91 White 125
 1990-88 White 140
 1992-91 White 145
 1991-89 White 60
 1991-89 White 80
 2002-97 Willmar Eagle 8100
 2002-97 Willmar Ranger 7200
 2002-97 Willmar Ranger 7400

6575N

New Starter - Delco, 28MT, OSGR, 12V, CW, 12 Teeth



1985-82 Allis Chalmers AC-C 60D / 70D / 80D / 100D / 120D
 1985-82 Allis Chalmers AC-P 100D
 1985-82 Allis Chalmers AC-P 60D / 70D / 80D

YEAR MAKE / MODEL

6575N - continued

1993-89 Bobcat 980
 All Carrier Transcold NDB40
 All Carrier Transcold NDE40
 All Carrier Transcold NDJ40
 All Carrier Transcold NDS40
 All Carrier Transcold NDT40
 All Carrier Transcold UDE Series
 All Carrier Transcold UDG Series
 1980- Carrier Transcold Various Models
 1993-89 Clark 980
 1979-68 International H-25B
 1988-86 Lister-Petter HR2 / HR3 Series
 1984-83 Perkins 4-108
 1984-83 Perkins 4-154
 1989- Perkins Various Models
 1986-75 Perkins Various Models
 1985-80 Versatile 160
 1984-78 Versatile 4400
 1990-79 Waukesha 4-220D




6576N

New Starter - Delco, 28MT, OSGR, 12V, CW, 10 Teeth



1983-82 Allis Chalmers 433
 1983-82 Allis Chalmers 649
 1987-85 Bobcat 1080C
 1988-85 Bobcat 1213
 1987-86 Bobcat 2000
 1991-88 Bobcat 2400
 1993-89 Bobcat 2410
 1992-89 Bobcat 3023
 1990-80 Bobcat 641
 1990-81 Bobcat 741
 1992-90 Bobcat 843B
 1992-89 Bobcat 843HC
 1994-90 Bobcat 853
 1994-91 Bobcat 853H
 1994-85 Bobcat 943
 1990-86 Bobcat 974
 1992-85 Case 4000
 1992-85 Case 5000
 1992-85 Case 5500
 1971-67 Caterpillar AH40
 1971-67 Caterpillar AH45
 1971-67 Caterpillar AH50
 1971-67 Caterpillar AM32
 1971-67 Caterpillar AM36
 1971-67 Caterpillar AM40
 1988-85 Clark 1080C
 1988-86 Clark 1213
 1989-86 Clark 2000
 1990-81 Clark 641
 1990-81 Clark 741
 1990-86 Clark 843
 1992-90 Clark 843B
 1995-91 Clark 853 / 853H
 1994-85 Clark 943
 1990-86 Clark 974

BUYERS GUIDE - STARTERS

YEAR	MAKE / MODEL	YEAR	MAKE / MODEL
6576N - continued		6576N - continued	
1975	Cockshutt 1555	1975	White (Oliver) 1655
1975	Cockshutt 1655	1969-58	White (Oliver) 550
1969-63	Cockshutt 550 / 552	6578N	
1986-84	DMT Corporation Various Models	New Starter - Delco, 28MT, OSGR, 12V, CW, 10 Teeth	
1966-63	Hyster H-360A		
1966-63	Hyster H-360AD		
1966-63	Hyster H-400A		
1966-63	Hyster H-400AD		
1966-63	Hyster H-460AD		
1969-65	Hyster M-500		
1969-65	Hyster M-600		
1971-67	International 210		
1971-67	International 225		
1971-67	International 275D		
1971-67	International 375D		
1984-78	International 4000		
1984-78	International 5000		
1984-78	International 5500		
1973-64	Massey Ferguson MF-175	1985-81	Bobcat 2000
1972-64	Massey Ferguson MF-180	1990-82	Bobcat 843
1975-73	Massey Ferguson MF-20	1992-90	Bobcat 843B
1981-78	Massey Ferguson MF-20C	1992-89	Bobcat 843HC
1981-76	Massey Ferguson MF-20U	1994-90	Bobcat 853
1977-73	Massey Ferguson MF-2200	1994-91	Bobcat 853H
1974-73	Massey Ferguson MF-2500	1994-85	Bobcat 943
1982-74	Massey Ferguson MF-255	1990-86	Bobcat 974
1982-74	Massey Ferguson MF-265	1985-82	Clark 2000
1982-74	Massey Ferguson MF-275	1988-82	Clark 843
1975-73	Massey Ferguson MF-30	1992-90	Clark 843B
1981-78	Massey Ferguson MF-30B	1995-91	Clark 853 / 853H
1977-76	Massey Ferguson MF-31 Wheel Loader	1994-85	Clark 943
1975-73	Massey Ferguson MF-40	1990-86	Clark 974
1981-76	Massey Ferguson MF-40B	6581N	
1977-76	Massey Ferguson MF-40U	New Starter - Delco, 28MT, OSGR, 12V, CW, 10 Teeth	
1977-76	Massey Ferguson MF-45U		
1975-73	Massey Ferguson MF-50		
1981-78	Massey Ferguson MF-50C		
1994-88	Massey Ferguson MF-50E		
1982-78	Massey Ferguson MF-60		
1982-81	Massey Ferguson MF-60 Back Hoe		
1975-74	Massey Ferguson MF-6000	1987-82	Clark C500-100 / 110 / 120
1982-81	Massey Ferguson MF-60B	1987-82	Clark C500-130 / 135 / 155
1980-79	Massey Ferguson MF-60C	1987-82	Clark C500-60 / 70 / 80
1992-86	Massey Ferguson MF-60E	1997-90	Clark GCX40
1980-75	Massey Ferguson MF-6500	1997-90	Clark GCX50
1989-82	New Holland 1426	1995-90	Clark GPX35D
1985-82	New Holland 1495	1995-90	Clark GPX40D
1975	Oliver 1555	1995-90	Clark GPX50D
1975	Oliver 1655	1985-83	Perkins Various Models
1969-58	Oliver 550	6582N	
1974-69	Oliver Model 552	New Starter - Delco, 28MT, OSGR, 24V, CW, 10 Teeth	
1989-83	Perkins 4-236		
1985-75	Perkins Various Models		
1967	Towmotor AH40		
1967	Towmotor AH45		
1967	Towmotor AH50		
1967	Towmotor AM32		
1967	Towmotor AM36		
1967	Towmotor AM40		
1974-67	Waukesha 180		
1974-70	Waukesha 180DCL		
1990-75	Waukesha VRD155		
1983-79	Waukesha VRD-232		
1977-75	White 2-70		
1975	White (Cockshutt) 1555	1991-89	Champion 710
1975	White (Cockshutt) 1655	1991-89	Champion 710A
1970-63	White (Cockshutt) 550 / 552		
1975	White (Oliver) 1555		

BUYERS GUIDE - STARTERS

YEAR MAKE / MODEL

6582N - *continued*

1992-91 Consolidated Diesel 4B
 1992-91 Consolidated Diesel 6B
 1990- Cummins Marine Engines 6BT, 5.9L
 1992-84 Dresser 510B
 1998-92 Samsung SE130
 1995- Timberjack 608
 1995- Timberjack 608 Harvester

6583N

New Starter - Delco, 28MT, OSGR, 12V, CW, 10 Teeth



1991-89 Champion 710
 1991-89 Champion 710A
 1992-91 Consolidated Diesel 4B
 1992-91 Consolidated Diesel 6B
 1990- Cummins Marine Engines 6BT, 5.9L

6584N

New Starter - Delco, 28MT, OSGR, 12V, CW, 10 Teeth



1973 Allis Chalmers AC-C 35 / 40 / 45 / 50 / 55
 1968-64 Allis Chalmers AT-100
 1968-64 Allis Chalmers AT-120
 1968-64 Allis Chalmers AT-40
 1968-64 Allis Chalmers AT-50
 1968-64 Allis Chalmers AT-60
 1968-64 Allis Chalmers AT-70
 1968-64 Allis Chalmers AT-80
 1973-67 Allis Chalmers FD-100 / FD-120
 1973-64 Allis Chalmers FD-30
 1973-64 Allis Chalmers FD-40 / FD-50
 1973-64 Allis Chalmers FD-60 / FD-70 / FD-80
 1973 Allis Chalmers FP-40 / FP-50
 1972-64 Allis Chalmers FPD-40 / FPD-50
 1972-64 Allis Chalmers FPD-60 / FPD-70 / FPD-80
 1965-64 Allis Chalmers RT-100
 1965-64 Allis Chalmers RT-120
 1965-64 Allis Chalmers RT-40
 1965-64 Allis Chalmers RT-50
 1965-64 Allis Chalmers RT-60
 1965-64 Allis Chalmers RT-70
 1965-64 Allis Chalmers RT-80
 1996- Lincoln Welder Various
 1997-93 Macdon Macdon 7000
 1986-75 Perkins Various Models
 1997-93 Prairie 4800 Sprayer
 1997-93 Prairie 4900 Sprayer
 1978-76 Toro Parkmaster
 1997-93 Westward 7000

YEAR MAKE / MODEL

6586N

New Starter - Delco, 28MT, OSGR, 12V, CW, 12 Teeth



1997-94 Bobcat 763C
 1997-94 Bobcat 763F
 1999 Bobcat 763G
 1997-95 Bobcat 763HC
 1999-97 Bobcat 763HF
 2000-99 Bobcat 763HG
 1995-94 Bobcat 773
 1997- Clark 763
 1997- Clark 773

6587N

New Starter - Delco, 28MT, OSGR, 12V, CW, 10 Teeth



1987- Lister-Petter TX2 / TX3

6588N

New Starter - Delco, 28MT, OSGR, 12V, CW, 10 Teeth



1986-85 Hyster H-150-275H
 1988-85 Hyster H-350A
 1966-65 Hyster S-30CD
 1969-67 Hyster S-40C
 1966-65 Hyster S-40CD
 1969-67 Hyster S-50C
 1966-65 Hyster S-50CD
 1992-88 Hyster Various Models

BUYERS GUIDE - STARTERS

YEAR MAKE / MODEL

YEAR MAKE / MODEL

6589N

New Starter - Delco, 28MT, OSGR, 12V, CW, 10 Teeth



1997-94 Agco White 6124
 1997-93 Agco White 6125
 1997-94 Agco White 6144
 1997-93 Agco White 6145
 2000-98 Agco White 8310
 2000-98 Agco White 8410
 1998-92 Champion 710A
 1998-92 Champion 716A

6590N

New Starter - Delco, 28MT, OSGR, 12V, CW, 10 Teeth



All Oshkosh Various

6591N

New Starter - Delco, 28MT, OSGR, 24V, CW, 12 Teeth



2003-90 Lister-Petter HR2 / HR3 Series

6592N

New Starter - Delco, 28MT, OSGR, 24V, CW, 10 Teeth



1998-92 Champion 710A
 1998-92 Champion 716A

6594N

New Starter - Delco, 28MT, OSGR, 24V, CW, 10 Teeth



2003-90 Lister-Petter Various

6596N

New Starter - Delco, 28MT, OSGR, 24V, CW, 10 Teeth



All John Deere 4039
 All John Deere 4039DFM
 All John Deere 4045
 All John Deere 4045DFM50
 2007-04 John Deere 4045DFM70
 All John Deere 4045TFM
 2007-04 John Deere 4045TFM75
 All John Deere CD3029DF

6597N

New Starter - Delco, 28MT, OSGR, 24V, CW, 10 Teeth



1987- Lister-Petter TX2 / TX3

6598N

New Starter - Delco, 28MT, OSGR, 24V, CW, 10 Teeth



All Various Various Models

BUYERS GUIDE - STARTERS

YEAR MAKE / MODEL

YEAR MAKE / MODEL

6600N

New Starter - Delco, 28MT, OSGR, 12V, CW, 10 Teeth



All Hough Misc. Equipment

6601N

New Starter - Delco, 28MT, OSGR, 12V, CW, 10 Teeth



1992- John Deere 400G
 1988- John Deere 400G
 All John Deere 4039DFM
 All John Deere 4045DFM50
 2007-04 John Deere 4045DFM70
 All John Deere 4045TFM
 2007-04 John Deere 4045TFM75
 1992-86 John Deere 450E
 1990-82 John Deere 455E
 1987- John Deere 482C
 All John Deere 6100
 1998-94 John Deere 8875

6614N

New Starter - Delco, 41MT, DD, 24 V, CW, 12 Teeth



1996-93 Caterpillar 322 L
 All Caterpillar 962G
 1997- Caterpillar CS563C
 All Caterpillar IT28G

6633N

New Starter - Delco, 41MT, DD, 24V, CW, 12 Teeth



1996-93 Caterpillar 322 L

6634N

New Starter - Delco, 41MT, DD, 24V, CW, 12 Teeth

**PHOTOGRAPH
 NOT AVAILABLE
 AT THIS TIME**

1997 Atlas Copco XAMS355
 1997-94 Caterpillar 938F
 1996-91 Caterpillar 950F

6638N

New Starter - Delco, 42MT, DD, 24V, CW, 12 Teeth

**PHOTOGRAPH
 NOT AVAILABLE
 AT THIS TIME**

2006-02 Atlas Copco ROC D7-RRC

6644N

New Starter - Delco, 37MT, DD, 12V, CW, 12 Teeth



1984-82 Case 250 Travelift
 1985-79 Case 35D
 1984-82 Case 500 Travelift
 All Case Cruz-Air 40
 2003-88 Timberjack 240A

6706N

New Starter - Delco, SD300, DD, 12V, CCW, 9 Teeth



1977-76 Bobcat 520
 1981-77 Bobcat 530

BUYERS GUIDE - STARTERS

YEAR MAKE / MODEL

YEAR MAKE / MODEL

6706N - continued

1981-72	Bobcat 610
1979-74	Bobcat 620
1981-77	Bobcat 630
1979-77	Bobcat 720
1979-75	Bobcat 721
1980	Bobcat 733
1977-71	Bobcat M-371
1975-67	Bobcat M-600
1982-72	Bobcat M-610
1976-75	Bobcat M-620
1976-72	Bobcat M-700
1981-71	Clark 371
1980-75	Clark 525
1981-75	Clark 530
1973-72	Clark 600
1981-72	Clark 610
1980-74	Clark 620
1982-81	Clark 630
1980-72	Clark 700
1982-81	Clark 720
1980-74	Clark 721
1980	Clark 733
1965	Minneapolis Moline Stand Up Lift Truck
1972-67	Teledyne - Wisconsin THD
1972-70	Teledyne - Wisconsin TJ
1978-67	Teledyne - Wisconsin V461D
1985-82	Teledyne - Wisconsin V465D
1972-70	Teledyne - Wisconsin VF4
1985-75	Teledyne - Wisconsin VF4D
1985-67	Teledyne - Wisconsin VG4D
1978-60	Teledyne - Wisconsin VH4D

6788N

New Starter - Delco, PG260L, PMGR, 12V, CW, 11 Teeth



2002	Hyster H-40XL
2002	Hyster H-50XL
2002	Hyster H-60XL
2002	Hyster S-40XL
2006-02	Hyster S-45XM
2006-02	Hyster S-50XM
2006-02	Hyster S-55XM
2006-02	Hyster S-60XM
2006-02	Hyster S-65XM

6789N

New Starter - Delco, PG260M, PMGR, 12V, CW, 11 Teeth



2001-98	Hyster H-40XL
---------	---------------

6789N - continued

2001-98	Hyster H-50XL
2001-98	Hyster H-60XL
2001-98	Hyster S-40XL
2001-98	Hyster S-45XM
2001-98	Hyster S-50XM
2001-98	Hyster S-55XM
2001-98	Hyster S-60XM
2001-98	Hyster S-65XM

6792N

New Starter - Delco, PG260G, PMGR, 12V, CW, 11 Teeth



2007-00	Volvo Penta 3.0GLM
2007-00	Volvo Penta 3.0GLP
2002-00	Volvo Penta 3.0GSM
2007-00	Volvo Penta 4.3GL
2007-00	Volvo Penta 4.3GXi, Osi
2007-00	Volvo Penta 5.0GL
2007-01	Volvo Penta 5.0GXi, Osi
2007-00	Volvo Penta 5.7Gi
2007-00	Volvo Penta 5.7GL
2007-00	Volvo Penta 5.7GXi
2007-00	Volvo Penta 5.7OSi
2007-00	Volvo Penta 5.7OXi
1999-94	Volvo Penta 7.4Gi
1999-94	Volvo Penta 7.4Gsi
2007-00	Volvo Penta 8.1Gi
2002-00	Volvo Penta 8.1Gsi
2007-00	Volvo Penta 8.1GXi
2007-01	Volvo Penta 8.1OSi
1999-94	Volvo Penta 8.2Gsi
2002-00	Volvo Penta DPX375
2000-96	Volvo Penta DPX385
2002-00	Volvo Penta DPX420
2002-99	Volvo Penta DPX500
2002-99	Volvo Penta DPX525
2002-99	Volvo Penta DPX600
2007	Volvo Penta IPS500G

6819N

New Starter - Delco PLGR, 24 Volt, 11-Tooth Pinion



2007-04	Case STX375
2007-04	Case STX500

BUYERS GUIDE

BUYERS GUIDE - STARTERS

YEAR MAKE / MODEL

YEAR MAKE / MODEL

6847N

New Starter - Delco, 29MT, PLGR, 12V, CW, 10 Teeth

**PHOTOGRAPH
NOT AVAILABLE
AT THIS TIME**

All Case 430

6956N

New Starter - Delco, 50MT PRE-LUBE, DD, 24V, CW, 11 Teeth



All Various Various Models

6984N

New Starter - Delco, PG260D, PMGR, 12V, CW, 9 Teeth



2009-05 Hyster H-40FT
2009-05 Hyster H-50FT
2009-05 Hyster H-60FT
2009-05 Hyster H-70FT



Spanning the globe to serve you better

- ✓ **Worldwide leader in manufacturing and sourcing**
- ✓ **Extensive R&D and engineering**
- ✓ **Advanced design, state-of-the-art manufacturing facilities**
- ✓ **OEM supplier of MAP sensors and ignition modules**
- ✓ **Additional Program listings:**

- **Alternators & Starters**

- Automotive
- Light Commercial
- Heavy Duty Commercial
- Forklift
- Industrial/Agricultural
- Power Sports
- Outdoor Power Equipment
- Marine


- **Voltage Regulators & Rectifiers**


- **Ignition Distributors**

- **Wiper Motors**

- **Engine Management**

- Ignition Coils
- Ignition Modules
- Ignition Leads
- Map Sensors





Member of:



USA

WAIglobal USA

411 Eagleview Blvd., Suite 100,
Exton, PA 19341
Tel: 484.875.6600
Toll Free: 800.877.3340
Fax: 800.948.6121

BRAZIL

WAIglobal Brazil Ltda

Av. Coronel Marcos Konder,
1207 - Sala 70
88.301-303
Itajaí - SC
Fone / Fax: (47) 3046-1600

CANADA

Montréal

4711 Boul. Couture
Montréal (St-Léonard),
Québec, H1R 3H7
Tel: 514.324.7922
Toll Free: 800.661.2962
Fax: 514.328.1535

Toronto

2891 Langstaff Road
Concord, Ontario, Canada,
L4K 4Z2
Toll Free: 1-800-387-2807
Fax: 416-740-5348
Toll Free Fax: 1-888-502-1056

EUROPE

WAI Europe b.v.

Klappolder 225
2665 MR Bleiswijk
The Netherlands
Tel: 31(0)10.524.1980
Fax: 31(0)10.524.1981

CHINA

Transpo Electronics, Shanghai, LTD

Building No. 32 215 De Bao Rd
Wai Gao Qiao Free Trade Zone
Pudong, Shanghai 200131
Peoples Republic of China
Tel: 86.21.5048.2700
Fax: 86.21.5048.2722





Q |



k |

O |

O |

O |

**Agricultural & Industrial
Starters, Alternators and DC Motors**

87-726-14WAI